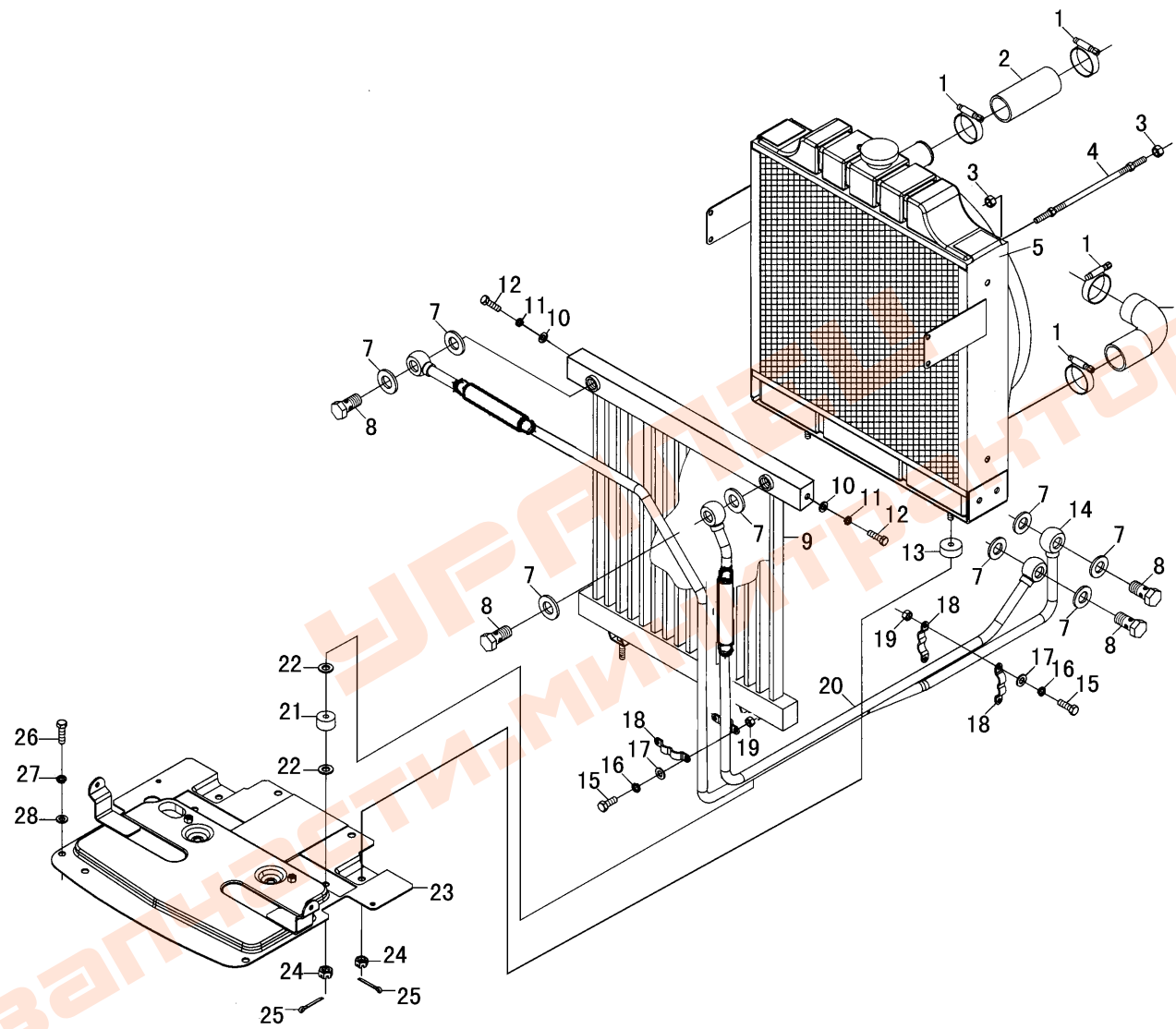


空气滤清器总成
Air Filter Assembly

空气滤清器总成

Air Filter Assembly

序号 Ser.No.	代号 Part No.	物料代码 ERP No.	名称	Name	数量 Qty.										
					650	654	700	704	750	754	800	804	850	854	
1	700.11.101	B700.11.101/W	弯管	Elbow	1	1	1	1	1	1	1	1	1	1	1
2	ZBJ15001	D16-15001-70-89	喉箍D90	Clamp D90	2	2	2	2	2	2	2	2	2	2	2
3	800.11.102	B800.11.102	空气软管(侧置)	Hose	1	1	1	1	1	1	1	1	1	1	1
4	800.11.011-1	B800.11.011-1/W	空滤器支架焊合(侧置)	Support weldment	1	1	1	1	1	1	1	1	1	1	1
5	GB/T5783	D01-5783-8X20-8.8	螺栓M8×20	Bolt M8×20	3	3	3	3	3	3	3	3	3	3	3
6	GB/T93	D05-93-08D	垫圈8	Washer 8	3	3	3	3	3	3	3	3	3	3	3
7	GB/T93	D05-93-10D	垫圈10	Washer 10	2	2	2	2	2	2	2	2	2	2	2
8	GB/T5783	D01-5783-10X25-8.8	螺栓M10×25	Bolt M10×25	2	2	2	2	2	2	2	2	2	2	2
9	700.11.010-1	B700.11.010-1	空滤器总成	Air filter assembly	1	1	1	1	1	1	1	1	1	1	1
10	700.11.010A	B700.11.010A	空滤器总成	Air filter assembly	1	1	1	1	1	1	1	1	1	1	1
11	ZBJ15001	D16-15001-70-89	喉箍D70	Clamp D70	1	1	1	1	1	1	1	1	1	1	1
12	700.11.012	B700.11.012/W	空滤器上连接板焊合件	Support Connecting weldment	1	1	1	1	1	1	1	1	1	1	1
13	GB/T97.1	D05-97.1-08	垫圈8	Washer 8	1	1	1	1	1	1	1	1	1	1	1
14	GB/T6170	D03-6170-8	螺母M10	Nut M10	1	1	1	1	1	1	1	1	1	1	1

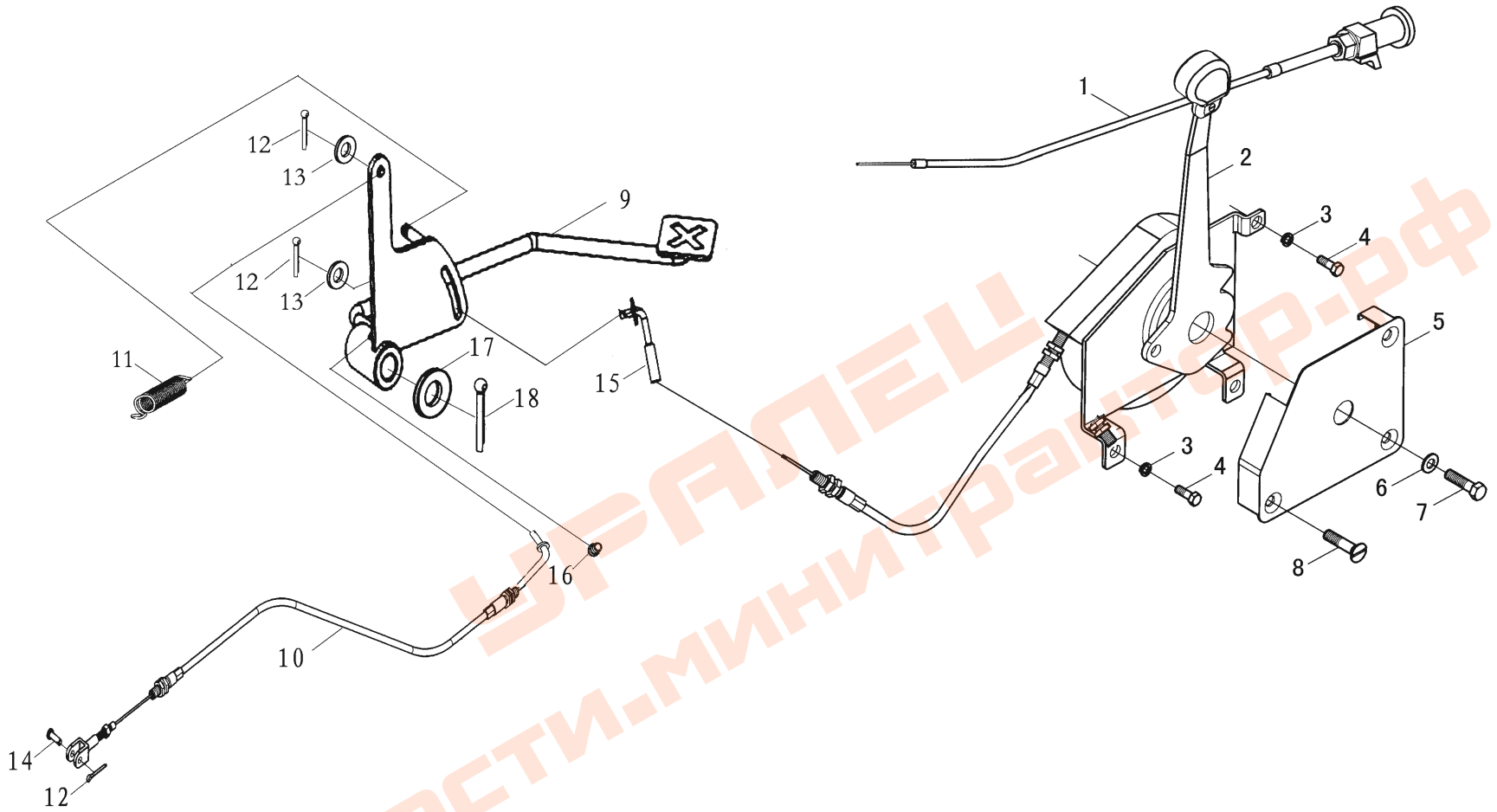


冷却系总成
Cooling System Assembly

冷却系总成

Cooling System Assembly

序号 Ser.No.	代号 Part No.	物料代码 ERP No.	名称	Name	数量 Qty.										
					650	654	700	704	750	754	800	804	850	854	
1	ZBJ15001	D16-15001-70-89	喉箍D90	Clamp D90	4	4	4	4	4	4	4	4	4	4	4
2	700.13.110	B700.13.110	水箱进水软管	Inlet hose of water tank	1	1	1	1	1	1	1	1	1	1	1
3	GB/T6170	D03-6170-10	螺母M10	Nut M10	8	8	8	8	8	8	8	8	8	8	8
4	900.13.113	B900.13.113	水箱拉紧螺栓	Bolt	2	2	2	2	2	2	2	2	2	2	2
5	800.13.010-3AL	B800.13.010-3AL	水箱总成	Water tank Assembly	1	1	1	1	1	1	1	1	1	1	1
6	700.13.114	B700.13.114	水箱出水软管	Outlet hose of water tank	1	1	1	1	1	1	1	1	1	1	1
7			组合垫圈	Compound washer	8	8	8	8	8	8	8	8	8	8	8
8	700.13.130	B700.13.130	空心螺栓	Hollow bolt	4	4	4	4	4	4	4	4	4	4	4
9	800.13.040-1	B800.13.040-1	机油冷却器总成	Oil cooler assembly	1	1	1	1	1	1	1	1	1	1	1
10	GB/T97.1	D05-97.1-08	垫圈8	Washer 8	2	2	2	2	2	2	2	2	2	2	2
11	GB/T93	D05-93-8D	垫圈8	Washer 8	2	2	2	2	2	2	2	2	2	2	2
12	GB/T5783	D01-5783-8X20-8.8	螺栓M8×20	Bolt M8×20	2	2	2	2	2	2	2	2	2	2	2
13	700.13.112	B700.13.112	橡胶垫块	Rubber Washer	2	2	2	2	2	2	2	2	2	2	2
14	700.13.013-2	B700.13.013-2	机油冷却器进油管总成	Oil inlet pipe assembly for oil cooler	1	1	1	1	1	1	1	1	1	1	1
15	GB/T5783	D01-5783-6X16	螺栓M6×16	Bolt M6×16	4	4	4	4	4	4	4	4	4	4	4
16	GB/T97.1	D05-97.1-06	垫圈6	Washer 6	4	4	4	4	4	4	4	4	4	4	4
17	GB/T93	D05-93-6D	垫圈6	Washer 6	4	4	4	4	4	4	4	4	4	4	4
18	700.13.123	B700.13.123/W	油管卡	Oil pipe keeper	6	6	6	6	6	6	6	6	6	6	6
19	GB/T6170	D03-6170-6	螺母M6	Nut M6	3	3	3	3	3	3	3	3	3	3	3
20	700.13.014-2	B700.13.014-2	机油冷却器出油管总成	Oil outlet pipe assembly for oil cooler	1	1	1	1	1	1	1	1	1	1	1
21	700.13.111	B700.13.111	橡胶垫块	Rubber Washer	2	2	2	2	2	2	2	2	2	2	2
22	GB/T95	D05-95-10	垫圈10	Washer 10	4	4	4	4	4	4	4	4	4	4	4
23	800.47.072	B800.47.072/T	水箱挡板焊合件	Support weldment for water tank	1	1	1	1	1	1	1	1	1	1	1

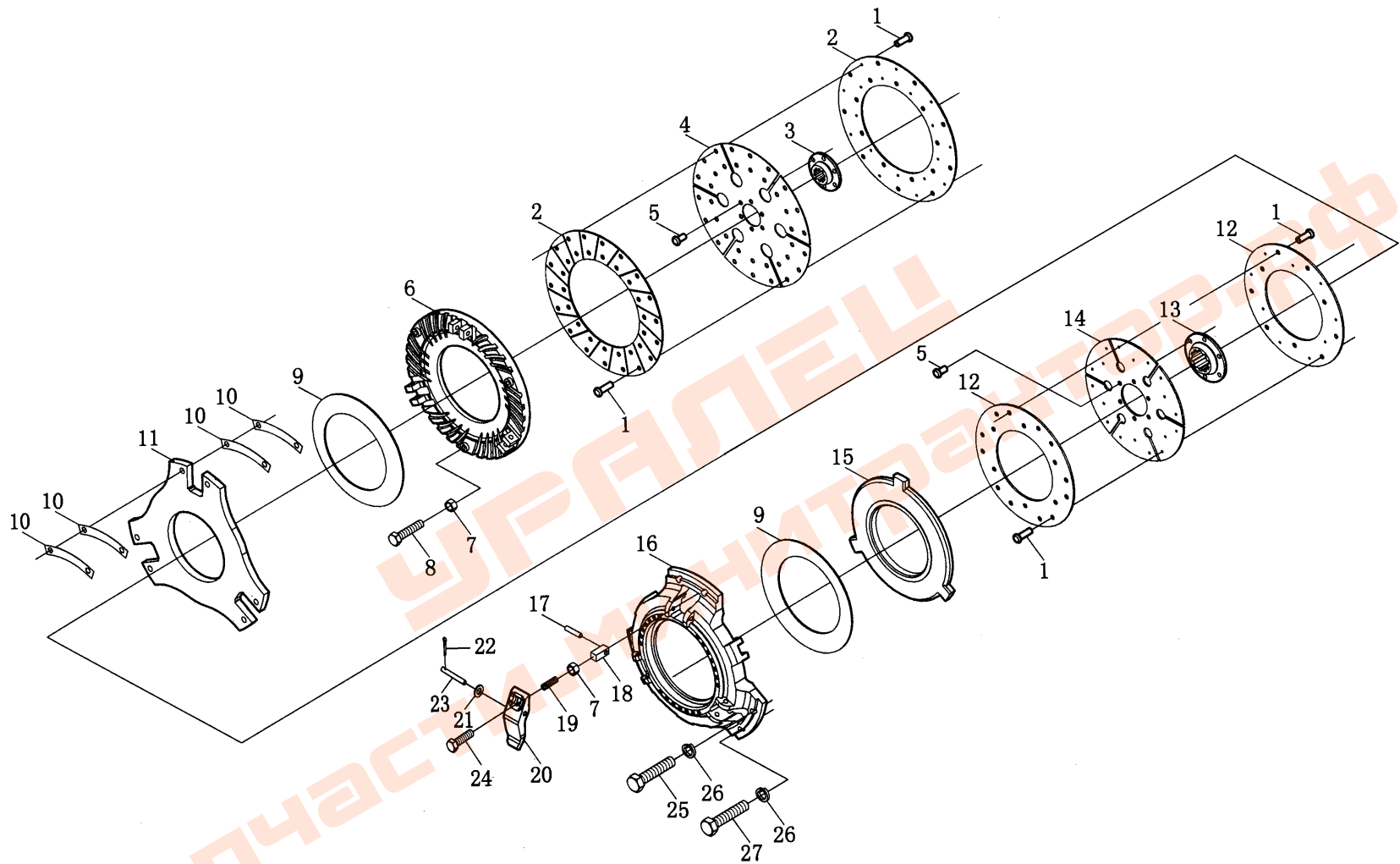


发动机操纵机构总成
Engine Control Mechanism

发动机操纵机构总成

Engine Control Mechanism

序号 Ser.No.	代号 Part No.	物料代码 ERP No.	名称	Name	数量 Qty.										
					650	654	700	704	750	754	800	804	850	854	
1	700.20.018-2	B700.20.018-2	熄火拉线总成	Extinguish wire assembly	1	1	1	1	1	1	1	1	1	1	1
2	800.20.012	B800.20.012	卷尺式手油门总成	Hand throttle assembly	1	1	1	1	1	1	1	1	1	1	1
3	GB/T93	D05-93-6D	垫圈6	Washer 6	3	3	3	3	3	3	3	3	3	3	3
4	GB/T5781	D01-5781-6X16	螺栓M6×16	Bolt M6×16	3	3	3	3	3	3	3	3	3	3	3
5	700.20.127A	B700.20.127A	手油门盖	Cover,hand throttle	1	1	1	1	1	1	1	1	1	1	1
6	GB/T96	D05-96-10	垫圈10	Washer 10	1	1	1	1	1	1	1	1	1	1	1
7	GB/T5780	D01-5780-10X45	螺栓M10×45	Bolt M10×45	1	1	1	1	1	1	1	1	1	1	1
8	GB/T68	D02-68-6X30	螺钉M6×30	Screw M6×30	3	3	3	3	3	3	3	3	3	3	3
9	800.20.011	B800.20.011	脚踏板焊合件	Foot throttle rocker weldment	1	1	1	1	1	1	1	1	1	1	1
10	800.20.013-1	B800.20.013-1	脚油门拉线总成	Spring-type straight pin-slotted5×20	1	1	1	1	1	1	1	1	1	1	1
11	300.20.125	B300.20.125	回位弹簧	spring	1	1	1	1	1	1	1	1	1	1	1
12	GB/T91	D09-91-2X16	开口销2×16	Split pin 2×16	2	2	2	2	2	2	2	2	2	2	2



离合器总成 (一)
Clutch Assembly (I)

离合器总成 (一)

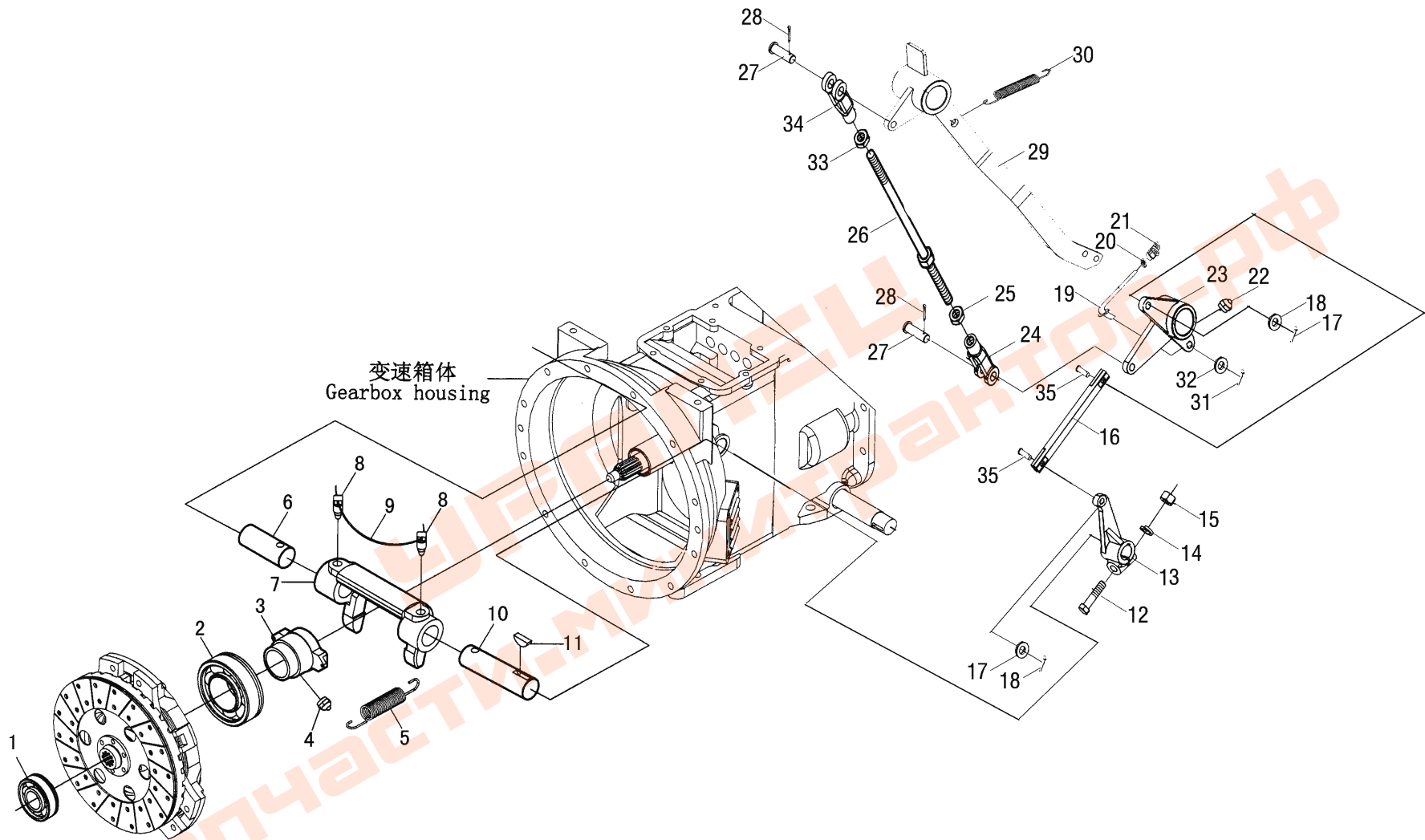
Clutch Assembly (I)

序号 Ser.No.	代号 Part No.	物料代码 ERP No.	名称	Name	数量 Qty.															
					650	654	700	704	750	754	800	804	850	854						
	700.21.011A	B700.21.011A	离合器总成		1	1	1	1	1	1										
	850.21.011	B850.21.011	离合器总成									1	1	1	1					
1	GB/T874	D08-874-4×7	铆钉4×7	Rivet 4×7	72	72	72	72	72	72	72	72	72	72	72	72	72	72	72	72
	700.21.013	B700.21.013	主摩擦片总成		1	1	1	1	1	1	1	1	1	1	1	1	1	1	1	1
2	700.21.115	B700.21.115	主摩擦片	Main wearing plate	2	2	2	2	2	2	2	2	2	2	2	2	2	2	2	2
3	700.21.114	B700.21.114	主摩擦片轮毂	Main wearing plate hub	1	1	1	1	1	1	1	1	1	1	1	1	1	1	1	1
4	700.21.116	B700.21.116	主摩擦片固定板	Main wearing plate fixed piece	1	1	1	1	1	1	1	1	1	1	1	1	1	1	1	1
5	700.21.131	B700.21.131	平头铆钉	Flat rivet	12	12	12	12	12	12	12	12	12	12	12	12	12	12	12	12
6	700.21.101	B700.21.101	离合器主压板	Main pressure plate for clutch	1	1	1	1	1	1	1	1	1	1	1	1	1	1	1	1
7	GB/T6171	D03-6171-8×1×30	螺母M8×1×30	Nut M8×1×30	6	6	6	6	6	6	6	6	6	6	6	6	6	6	6	6
8	GB/T5786	D01-5786-8×1	螺栓M8×1	Bolt M8×1	3	3	3	3	3	3	3	3	3	3	3	3	3	3	3	3
9	700.21.102	B700.21.102	碟形弹簧	Disk spring	2	2	2	2	2	2	2	2	2	2	2	2	2	2	2	2
10	700.21.112	B700.21.112	垫片	Gasket	9	9	9	9	9	9	9	9	9	9	9	9	9	9	9	9
11	700.21.103	B700.21.103	副摩擦片衬板	Auxiliary wearing plate welt	1	1	1	1	1	1	1	1	1	1	1	1	1	1	1	1
	700.21.014	B700.21.014	副摩擦片总成		1	1	1	1	1	1	1	1	1	1	1	1	1	1	1	1
12	700.21.118	B700.21.118	副摩擦片	Auxiliary wearing plate	2	2	2	2	2	2										
	700.21.118A	B700.21.118A	副摩擦片	Auxiliary wearing plate											12	12	12	12		
13	700.21.117	B700.21.117	副摩擦片轮毂	Auxiliary wearing plate hub	1	1	1	1	1	1	1	1	1	1	1	1	1	1	1	1
14	700.21.119	B700.21.119	副摩擦片固定盘	Auxiliary wearing plate fixed piece	1	1	1	1	1	1										
	700.21.119A	B700.21.119A	副摩擦片固定盘	Auxiliary wearing plate fixed piece											1	1	1	1		
15	700.21.104	B700.21.104	副摩擦片压板	Auxiliary wearing plate pressure plate	1	1	1	1	1	1	1	1	1	1	1	1	1	1	1	1
16	700.21.105	B700.21.105	离合器盖	Clutch housing	1	1	1	1	1	1	1	1	1	1	1	1	1	1	1	1
17	700.21.111	B700.21.111	小轴—分离杆固定座	Small shaft-fixed seat of throw-out lever	3	3	3	3	3	3	3	3	3	3	3	3	3	3	3	3

续. 离合器总成 (一)

Cont. Clutch Assembly (I)

序号 Ser.No.	代号 Part No.	物料代码 ERP No.	名称	Name	数量 Qty.										
					650	654	700	704	750	754	800	804	850	854	
18	700.21.110	B700.21.110	分离杆固定座	Fixed seat of throw-out lever	3	3	3	3	3	3	3	3	3	3	3
19	700.21.113	B700.21.113	分离杆调整弹簧	Adjusting spring of throw-out lever	3	3	3	3	3	3	3	3	3	3	3
20	700.21.106	B700.21.106	离合器压分离杆	Throw-out lever,clutch pressure plate	3	3	3	3	3	3	3	3	3	3	3
21	GB/T97.1	D05-97.1-08	垫圈8	Washer 8	6	6	6	6	6	6	6	6	6	6	6
22	GB/T91	D09-91- 3.2×16	开口销3.2×16	Split pin 3.2×16	6	6	6	6	6	6	6	6	6	6	6
23	700.21.107	B700.21.107	小轴分离杆与离合器盖固定销	Small shaft-throw-out lever fixed with clutch housing	3	3	3	3	3	3	3	3	3	3	3
24	700.21.109	B700.21.109	分离杆调整螺钉	Adjusting bolt for throw-out lever	3	3	3	3	3	3	3	3	3	3	3
25	GB/T5782	D01-5782-10×1.25×40	螺栓M10×1.25×40	Bolt M10×1.25×40	3	3	3	3	3	3	3	3	3	3	3
26	GB/T93	D05-93-10	弹簧垫圈10	Single coil spring lock washer 10	6	6	6	6	6	6	6	6	6	6	6
27	GB/T27	D01-27-10×40	螺栓M10×40	Bolt M10×40	2	2	2	2	2	2	2	2	2	2	2



离合器总成(二)
Clutch Assembly(II)

离合器总成 (二)

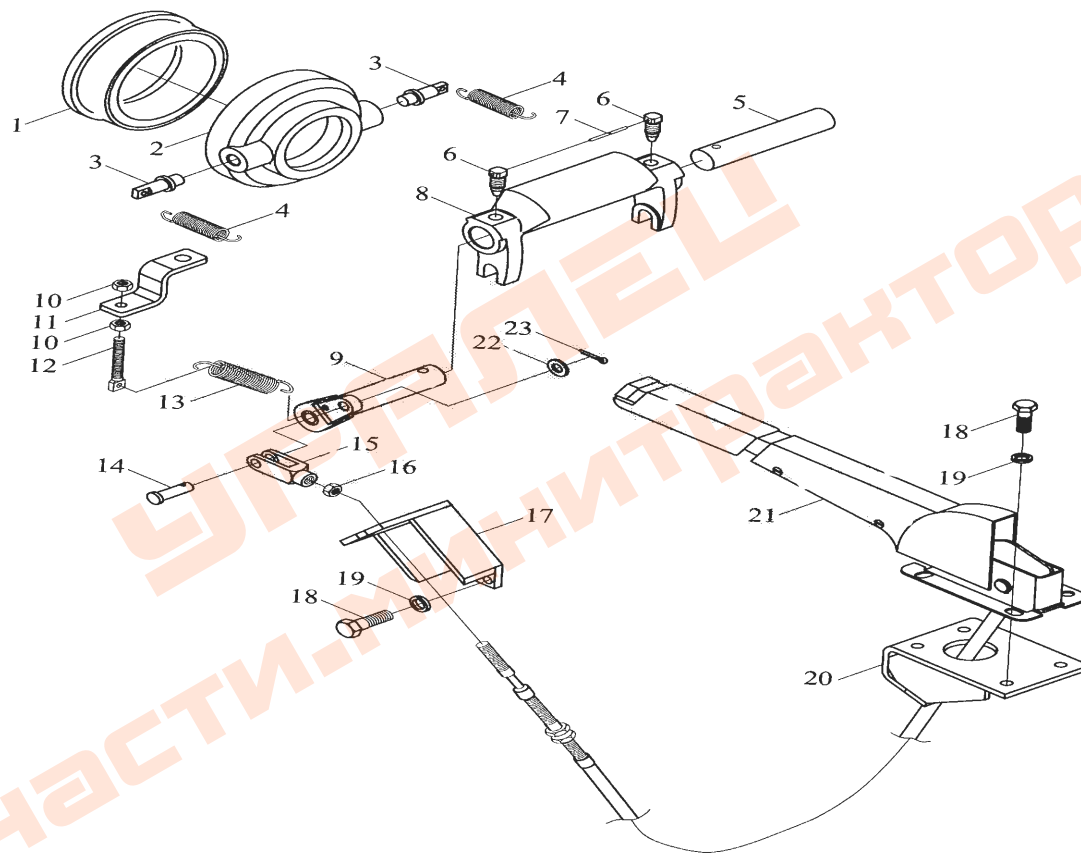
Clutch Assembly (II)

序号 Ser.No.	代号 Part No.	物料代码 ERP No.	名称	Name	数量 Qty.										
					650	654	700	704	750	754	800	804	850	854	
1	GB/T276	D06-276-6023	深沟球轴承60203	Deep groove ball bearing 60203	1	1	1	1	1	1	1	1	1	1	1
2		D06-276-996713	滚动轴承996713	Bearing 996713	1	1	1	1	1	1	1	1	1	1	1
3	700.21.120-3	B700.21.120-3/W	离合器推力轴承座	Dust felt ring	1	1									
	800.21.120	B800.21.120	离合器推力轴承座	Dust felt ring			1	1	1	1	1	1	1	1	1
4	GB/T1152	D11-1152-10×1	油杯M10×1	Oil cup M10×1	2	2	2	2	2	2	2	2	2	2	2
5	700.21.124-1	B700.21.124-1	离合器推力轴承拉力弹簧	Thrust bearing extension spring of clutch	2	2									
	800.21.124-1	B800.21.124-1	离合器推力轴承拉力弹簧	Thrust bearing extension spring of clutch			2	2	2	2	2	2	2	2	2
6	700.21.122	B700.21.122/W	离合器分离轴短轴	Short separating shaft,clutch	1	1	1	1	1	1	1	1	1	1	1
7	700.21.121	B700.21.121	离合器推力支座	Thrusting seat ,clutch	1	1									
	800.21.121	B800.21.121	离合器推力支座	Thrusting seat ,clutch			1	1	1	1	1	1	1	1	1
8	700.37.109	B700.37.109/W	止动螺钉	Stop bolt	2	2	2	2	2	2	2	2	2	2	2
9	GB/T343		低碳钢丝SZ-1.40	Low carbon steel wire SZ-1.40	1	1	1	1	1	1	1	1	1	1	1
10	700.21.123	B700.21.123/W	离合器分离轴长轴	Long separating shaft ,clutch	1	1	1	1	1	1	1	1	1	1	1
11	GB/T1099	D20-1099-6×25	半圆键6×25	Woodruff key 6×25	1	1	1	1	1	1	1	1	1	1	1
12	GB/T5782	D01-5782-12×55	螺栓M12*55	Bolt M12×55	2	2	2	2	2	2	2	2	2	2	2
13	800.21.125	B800.21.125	离合器操纵摇臂	Controlling rocker,clutch	2	2	2	2	2	2	2	2	2	2	2
14	GB/T93	D05-93-12	垫圈12	Single coil spring lock washer 12	1	1	1	1	1	1	1	1	1	1	1
15	GB/T6170	D03-6170-12	螺母M12	Nut M12	2	2	2	2	2	2	2	2	2	2	2
16	800.21.161	B800.21.161	推杆	Handspike	1	1	1	1	1	1	1	1	1	1	1
17	GB/T97.1	D05-97.1-10	垫圈10	Single coil spring lock washer 10	1	1	1	1	1	1	1	1	1	1	1
18	GB/T91	D09-91-3.2×20	销3.2*20	Sell 3.2*20	1	1	1	1	1	1	1	1	1	1	1
19	800.21.159	B800.21.159	联锁拉杆	Nut 10- left	1	1	1	1	1	1	1	1	1	1	1
20	GB/T6170	D03-6170-8	螺母M8	Nut M8	1	1	1	1	1	1	1	1	1	1	1

续. 离合器总成 (二)

Clutch Assembly (II)

序号 Ser.No.	代号 Part No.	物料代码 ERP No.	名称	Name	数量 Qty.										
					650	654	700	704	750	754	800	804	850	854	
21	160.43.103	B160.43.103/W	制动拉杆调整叉	Make to move to pull pole adjustment fork	1	1	1	1	1	1	1	1	1	1	1
22	JB/T7940.1	D11-7940.1-8×1	油杯M8×1	Oil cup M8×1	1	1	1	1	1	1	1	1	1	1	1
23	800.21.016-1/T	B800.21.016/T	离合器中间摇臂焊合件	The clutch in the center shakes arm Han to match a piece	1	1	1	1	1	1	1	1	1	1	1
24	700.43.134-1	B700.43.124-1	联接叉	Allied connect fork	1	1	1	1	1	1	1	1	1	1	1
25	GB/T6170	D03-6170-10	螺母M10	Nut M10	2	2	2	2	2	2	2	2	2	2	2
26	800.21.012-1	B800.21.012-1	离合器可调拉杆焊合件	The clutch is adjustable the Han pulling a pole match a piece	2	2	2	2	2	2	2	2	2	2	2
27	GB/T882	D09-882-10×32	销轴B10*32	Sell stalk B 10*32	2	2	2	2	2	2	2	2	2	2	2
28	GB/T91	D09-91-3.2×20	销3. 2*20	Left-hand rod clevis	1	1	1	1	1	1	1	1	1	1	1
29	800.21.017-1	B800.21.017-1/T	离合器踏板臂焊合件	The clutch pedal arm Han matches a piece	1	1	1	1	1	1	1	1	1	1	1
30	184.21S.103	B184.21S.103	离合器踏板弹簧	Clutch pedal spring coil	1	1	1	1	1	1	1	1	1	1	1
31	GB/T91	D09-91-3×16	销3*16	Left-hand rod clevis 3×16	2	2	2	2	2	2	2	2	2	2	2
32	GB/T97.1	D05-97.1-8	垫圈8	Single coil spring lock washer 8	1	1	1	1	1	1	1	1	1	1	1
33	GB/T6172	D03-6172-10(左)	螺母M10-左	Nut M10 - left	1	1	1	1	1	1	1	1	1	1	1
34	700.43.152-1	B700.43.152-1/W	左旋连接叉	The left Xuan links fork	1	1	1	1	1	1	1	1	1	1	1
35	GB/T91	D09-91-3.2×8	销3. 2*8	Left-hand rod clevis 3.2×8	2	2	2	2	2	2	2	2	2	2	2

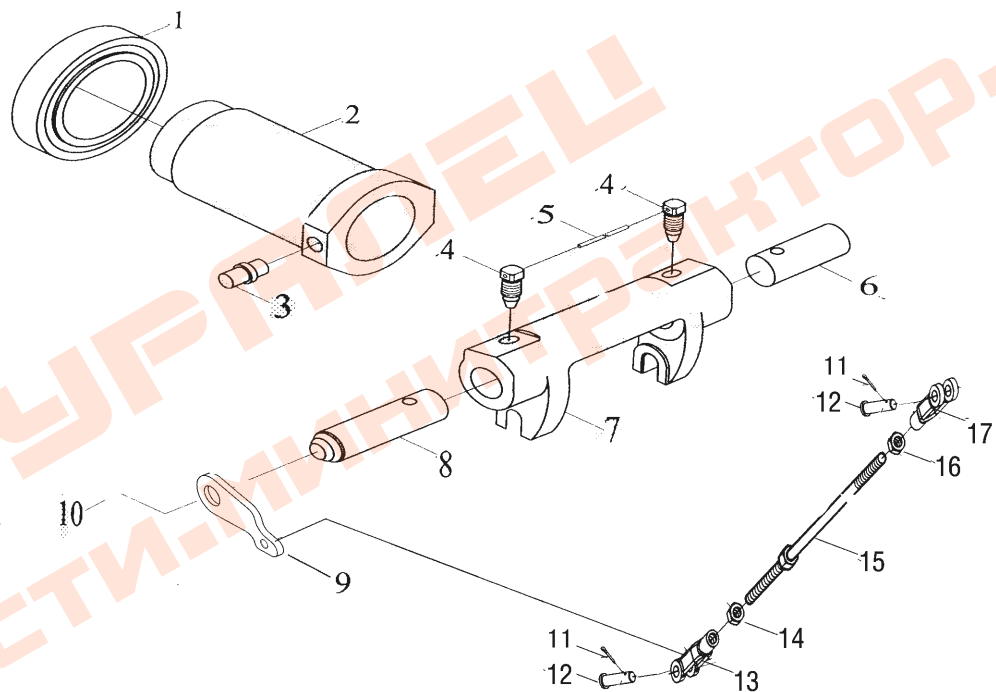


离合器及操纵机构总成 (一)
Clutch and Control Mechanism Assembly (I)

离合器总成 (一)

Clutch Assembly (I)

序号 Ser.No.	代号 Part No.	物料代码 ERP No.	名称	Name	数量 Qty.										
					650	654	700	704	750	754	800	804	850	854	
1	900.21.030	B900.21.030	分离球轴承	Release bearing	1	1	1	1	1	1	1	1	1	1	1
2	800.21.213	B800.21.213	副分离轴承座	Release bearing seat	1	1	1	1	1	1	1	1	1	1	1
3	800.21.113	B800.21.113	圆柱销	Pin	2	2	2	2	2	2	2	2	2	2	2
4	800.21.108	B800.21.108	副离合器摇臂												
5	804.21.122	B804.21.122	离合器分离轴短轴	Short separating shaft,clutch	1	1	1	1	1	1	1	1	1	1	1
6	700.37.109	B700.37.109/W	止动螺钉	Stop bolt	2	2	2	2	2	2	2	2	2	2	2
7	GB/T343		低碳钢丝SZ-1.40	Low carbon steel wire SZ-1.40	1	1	1	1	1	1	1	1	1	1	1
8	804.21.213	B804.21.213	副离合拨叉	Auxiliary clutch fork	1	1	1	1	1	1	1	1	1	1	1
9	804.21.123	B804.21.123	离合器分离轴长轴	Long separating shaft ,clutch	1	1	1	1	1	1	1	1	1	1	1
10	GB/T6171	D01-5783-12*10	螺栓M12×10	Bolt M12×10	1	1	1	1	1	1	1	1	1	1	1
11	GB/T93	D06-93-12	垫圈12	Washer 12	1	1	1	1	1	1	1	1	1	1	1
12	800.21.109	B800.21.109	副离合回位弹簧支架		1	1	1	1	1	1	1	1	1	1	1
13	184.21S.103	B184.21S.103	离合器踏板弹簧		1	1	1	1	1	1	1	1	1	1	1
14	GB/T822	D09-822-10*30	销轴	Clevis pin with head B10×30	1	1	1	1	1	1	1	1	1	1	1
15	GB/T97.1	D06-97.1-10	垫圈10	Washer 10	1	1	1	1	1	1	1	1	1	1	1
16	GB/91	D09-91-3.2*20	开口销	Split pin 3.2×20	1	1	1	1	1	1	1	1	1	1	1
17	800.21.110	B800.21.110	副离合软轴支架		1	1	1	1	1	1	1	1	1	1	1
18	GB/T5783	D01-5783-8*20	螺栓M8×20	Bolt M8×25	6	6	6	6	6	6	6	6	6	6	6
19	GB/T93	D06-93-08D	垫圈8	Washer 8	6	6	6	6	6	6	6	6	6	6	6
20	900.21.021A	B900.21.021A	动力输出副离合操纵手柄合件	Control handle assembly,PTO clutch	1	1	1	1	1	1	1	1	1	1	1
21															
22															
23	独立离合操纵机构														

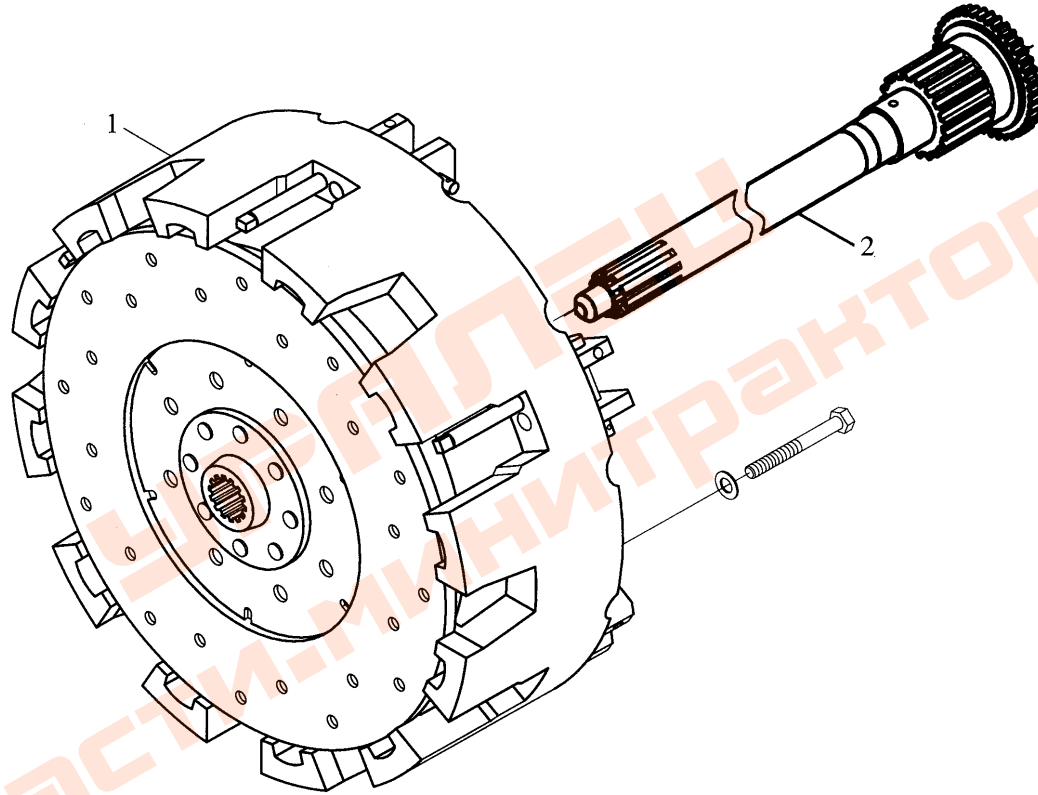


离合器及操纵机构总成（二）
Clutch and Control Mechanism Assembly (II)

离合器总成 (一)

Clutch Assembly (I)

序号 Ser.No.	代号 Part No.	物料代码 ERP No.	名称	Name	数量 Qty.										
					650	654	700	704	750	754	800	804	850	854	
1	400.21S.108	D18-996713	滚动轴承996713	Bearing 996713	1	1	1	1	1	1	1	1	1	1	1
2	800.21.212	B800.21.212	主分离轴承座	Release buse ,main clutch	1	1	1	1	1	1	1	1	1	1	1
3	800.21.113	B800.21.113	圆柱销	Pin	2	2	2	2	2	2	2	2	2	2	2
4	700.37.109	B700.37.109/W	止动螺钉	Stop bolt	2	2	2	2	2	2	2	2	2	2	2
5	GB/T343		低碳钢丝SZ-1.40	Low carbon steel wire SZ-1.40	1	1	1	1	1	1	1	1	1	1	1
6	704.21.122	B704.21.122/W	离合器分离轴短轴	Short separating shaft,clutch	1	1	1	1	1	1	1	1	1	1	1
7	804.21.212	B804.21.212	主离合拨叉	Auxiliary clutch fork	1	1	1	1	1	1	1	1	1	1	1
8	704.21.123	B704.21.123/W	离合器分离轴长轴	Long separating shaft ,clutch	1	1	1	1	1	1	1	1	1	1	1
9	800.21.105	B800.21.105	主离合器摇臂	Controlling rocker,clutch	1	1	1	1	1	1	1	1	1	1	1
10	GB/T1099	D20-1099-6×25	半圆键6×25	Woodruff key 6×25	1	1	1	1	1	1	1	1	1	1	1
11	GB/T91	D09-91-3.2×20	销3.2*20	Left-hand rod clevis	2	2	2	2	2	2	2	2	2	2	2
12	GB/T882	D09-882-10×32	销轴B10*32	Sell stalk B 10*32	2	2	2	2	2	2	2	2	2	2	2
13	700.43.134-1	B700.43.124-1	联接叉	Allied connect fork	1	1	1	1	1	1	1	1	1	1	1
14	GB/T6170	D03-6170-10	螺母M10	Nut M10	1	1	1	1	1	1	1	1	1	1	1
15	800.21.020	b800.21.020	离合器操纵推杆焊合件		1	1	1	1	1	1	1	1	1	1	1
16	GB/T6172	D03-6172-10(左)	螺母M10-左	Nut M10 - left	1	1	1	1	1	1	1	1	1	1	1
17	700.43.152-1	B700.43.152-1/W	左旋连接叉	The left Xuan links fork	1	1	1	1	1	1	1	1	1	1	1
18															
19															
20															
21															
22															
23	独立离合操纵机构														

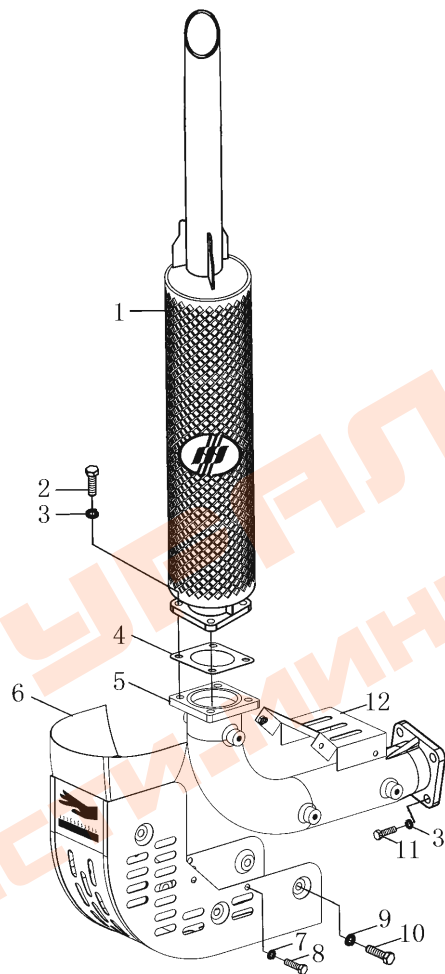


离合器及操纵机构总成（三）
Clutch and Control Mechanism Assembly (III)

离合器总成 (一)

Clutch Assembly (I)

序号 Ser.No.	代号 Part No.	物料代码 ERP No.	名称	Name	数量 Qty.										
					650	654	700	704	750	754	800	804	850	854	
1	800.21.011	B800.21.011	离合器总成		1	1	1	1	1	1	1	1	1	1	1
2	800.37.104A	B800.37.104A	第一轴	I shaft	1	1	1	1	1	1	1	1	1	1	1
3															
4															
5															
6															
7															
8															
9															
10															
11															
12															
13															
14															
15															
16															
17															
18															
19															
20															
21															
22															
23	独立离合操纵机构														

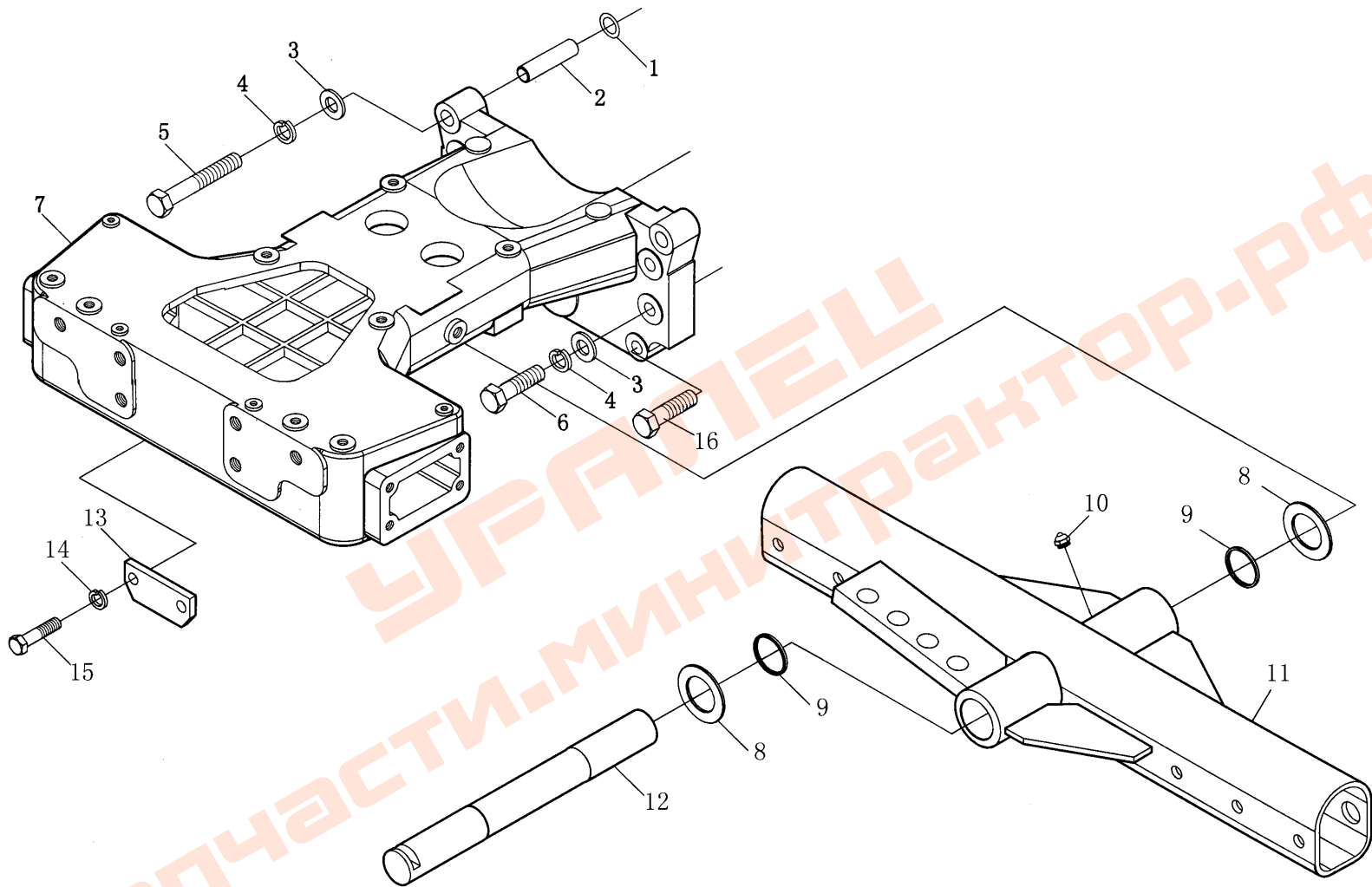


消声器总成
Muffler Assy

消声器总成

Exhaust System

序号 Ser.No.	代号 Part No.	物料代码 ERP No.	名称	Name	数量 Qty.										
					650	654	700	704	750	754	800	804	850	854	
1	700.22.010	B700.22.010	消声器	Muffler	1	1	1	1	1	1	1	1	1	1	1
2	GB/T5783	D01-5783-10×25	螺栓M10×25	Bolt M10×25	4	4	4	4	4	4	4	4	4	4	4
3	GB/T93	D05-93-10	垫圈10	Washer 10	8	8	8	8	8	8	8	8	8	8	8
4	700.22.103	B700.22.103	排气管垫片	Gasket, exhaust pipe	1	1	1	1	1	1	1	1	1	1	1
5	700.22.101-2/J	B700.22.101-2/J	消声管弯管	Exhaust pipe	1	1	1	1	1	1	1	1	1	1	1
	700.22.101A-1	B700.22.101A-1	消声管弯管	Exhaust pipe	1	1	1	1	1	1	1	1	1	1	1
6	700.22.011	B700.22.011	护罩焊合件	Protecting sleeve, weldment	1	1	1	1	1	1	1	1	1	1	1
	700.22.011A	B700.21.011A	护罩焊合件	Protecting sleeve, weldment	1	1	1	1	1	1	1	1	1	1	1
7	GB/T93	D05-93-6	垫圈6	Washer 6	4	4	4	4	4	4	4	4	4	4	4
8	GB/T5783	D01-5783-6×12	螺栓M6×12	Bolt M6×12	4	4	4	4	4	4	4	4	4	4	4
9	GB/T93	D05-93-8	垫圈8	Washer 8	6	6	6	6	6	6	6	6	6	6	6
10	GB/T5783	D01-5783-8×16	螺栓M8×16	Bolt M8×16	6	6	6	6	6	6	6	6	6	6	6
11	GB/T5783	D01-5783-10×30	螺栓M10×30	Bolt M10×30	4	4	4	4	4	4	4	4	4	4	4
12	700.22.012	B700.22.012	护罩上盖板焊合件	Protecting sleeve, weldment	1	1	1	1	1	1	1	1	1	1	1
	700.22.012A	B700.22.012A	护罩上盖板焊合件	Protecting sleeve, weldment	1	1	1	1	1	1	1	1	1	1	1



前轴总成 (一)
Front Axle Assembly(I)

前轴总成（一）

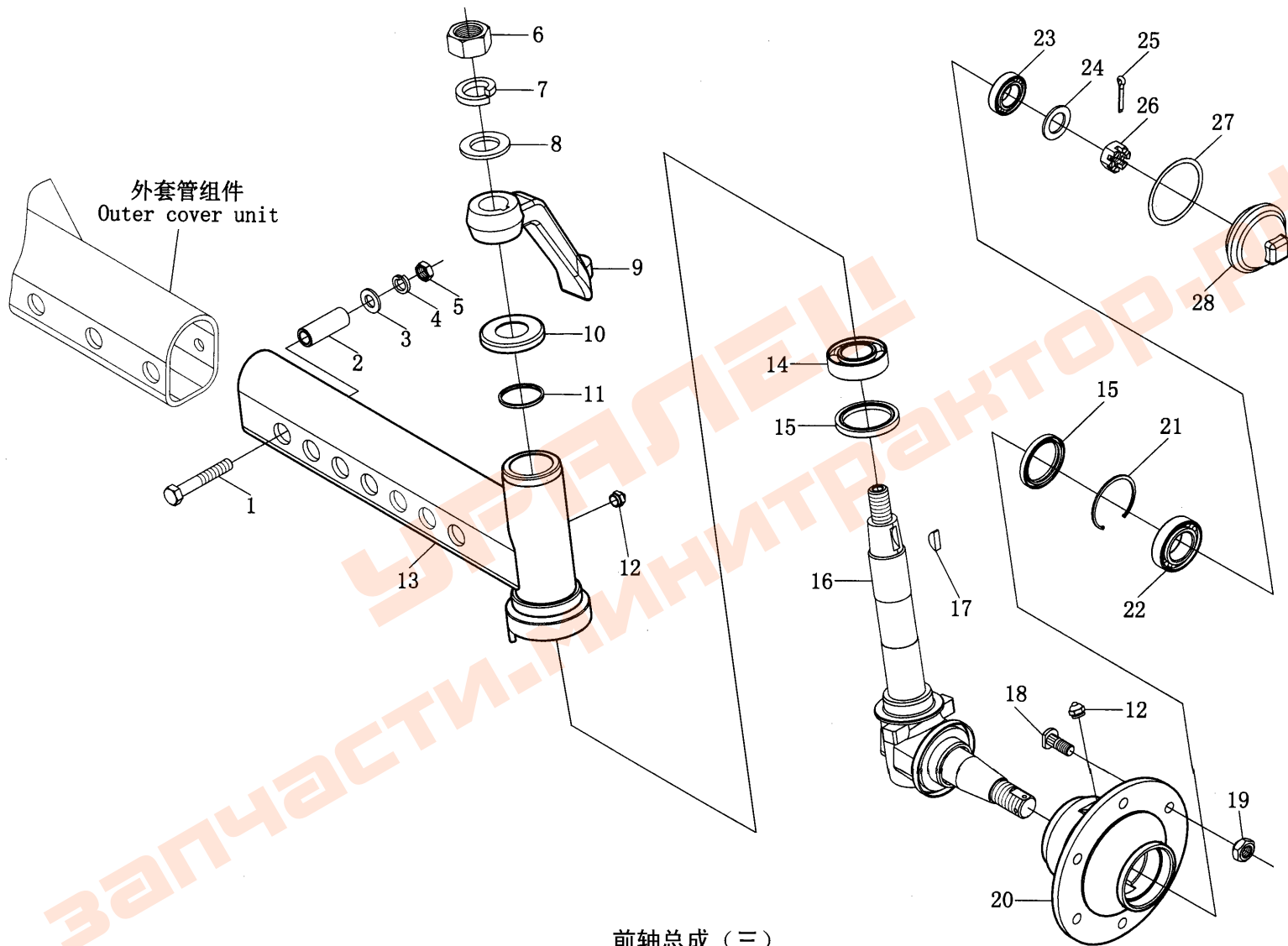
Front Axle Assembly (I)

序号 Ser.No.	代号 Part No.	物料代码 ERP No.	名称	Name	数量 Qty.									
					650	654	700	704	750	754	800	804	850	854
1	700.31.105	B700.31.105	垫圈	Washer	△		△		△		△		△	
2	700.31.106	B700.31.106	定位套	Locating sleeve	2		2		2		2		2	
3	GB/T 97.1	D05-97.1-16	垫圈16	Washer 16	8		8		8		8		8	
4	GB/T 93	D05-93-16	垫圈16	Washer 16	8		8		8		8		8	
5	GB/T 5782	D01-5782-16×135	螺栓M16×135	Bolt M16×135	2		2		2		2		2	
6	GB/T 5782	D01-5782-16×80	螺栓M16×80	Bolt M16×80	4		4		4		4		4	
7	700.31.101	B700.31.101/W	托架	Holder			1		1		1		1	
	650B.31.101	B650B.31.101/W	托架	Holder	1									
8	700.31.104	B700.31.104	摇臂轴垫片	Washer for swing shaft	2		2		2		2		2	
9	700.31.016	B700.31.106	油封	Oil sealing	2		2		2		2		2	
10	JB/T 7940.1	D11-7940.1-10×1	油杯M10×1	Oil cup M10×1	1		1		1		1		1	
11	700.31.013	B700.31.013	外套管组件	Outer cover unit	1		1		1		1		1	
12	700.31.102	B700.31.102	摇摆轴	Swing shaft	1		1		1		1		1	
13	700.31.103	B700.31.103	摇摆轴锁定片	Locating plate for swing shaft	1		1		1		1		1	
14	GB/T 93	D05-93-14	垫圈14	Washer 14	2		2		2		2		2	
15	GB/T 5782	D01-5782-14×35	螺栓M14×35	Bolt M14×35	2		2		2		2		2	
16	GB/T 5782	D01-5782-16×70	螺栓M16×70	Bolt M16×70	2		2		2		2		2	
△适量 Just right amout														

前轴总成 (二)

Front Axle Assembly (II)

序号 Ser.No.	代号 Part No.	物料代码 ERP No.	名称	Name	数量 Qty.										
					650	654	700	704	750	754	800	804	850	854	
1	GB/T 6172	D03-6172-24×2	螺母M24×2	Nut M24×2	1	1		1		1		1		1	
2	GB/T 93	D05-93-24	垫圈24	Washer 24	1	1		1		1		1		1	
3	700.31.115	B700.31.115	立轴垫圈	Washer for vertical shaft	1	1		1		1		1		1	
4	700.31.113	B700.31.113	右梯形臂	Trapezoidal arm, right	1	1		1		1		1		1	
5	700.31.121	B700.31.121	立轴防尘罩	Dust cap for vertical shaft	1	1		1		1		1		1	
6	700.31.016	B700.31.016	油封	Oil sealing	1	1		1		1		1		1	
7	700.31.015	B700.31.015	内套管组件 (右)	Inner cover unit, right	1	1		1		1		1		1	
8	JB/T 7940.1	D11-7940.1-10×1	油杯M10×1	Oil cup M10×1	2	2		2		2		2		2	
9	GB/T575	D01-575-16×1.5×110	螺栓M16×1.5×110	Bolt M16×1.5×110	3	3		3		3		3		3	
10	700.31.120	B700.31.120	支撑套管	Supprot sleeve	3	3		3		3		3		3	
11	GB/T 97.1	D05-97.1-16	垫圈16	Washer 16	3	3		3		3		3		3	
12	GB/T 93	D05-93-16	垫圈16	Washer 16	3	3		3		3		3		3	
13	GB/T 6172	D03-6172-16×1.5	螺母M16×1.5	Nut M16×1.5	3	3		3		3		3		3	
14	GB/T 301	D06-301-51109	轴承51109	Bearing 51109	1	1		1		1		1		1	
15	GB/T 9877.1	D07-9877.1-60×85×14-F	油封FB60×85×14	Oil sealing FB60×85×14	2	2		2		2		2		2	
16	GB/T 1099	D20-1099-10×13×32	键10×13×32	Key 10×13×32	1	1		1		1		1		1	
17	700.31.011	B700.31.011	转向节焊合	Steering knuckle weldment	1	1		1		1		1		1	
18	700.31.111	B700.31.111	前轮毂螺栓	Bolt for front hub	6	6		6		6		6		6	
19	700.31.112	B700.31.112	前轮毂	Front hub	1	1		1		1		1		1	
20	700.31.110	B700.31.110	前轮毂螺母	Nut for front hub	6	6		6		6		6		6	
21	GB/T 893.1	D10-893.1-85	挡圈85	Circlip 85	1	1		1		1		1		1	
22	GB/T 297	D06-297-32209	轴承32209	Bearing 32209	1	1		1		1		1		1	
23	GB/T 297	D06-297-32306	轴承32306	Bearing 32306	1	1		1		1		1		1	

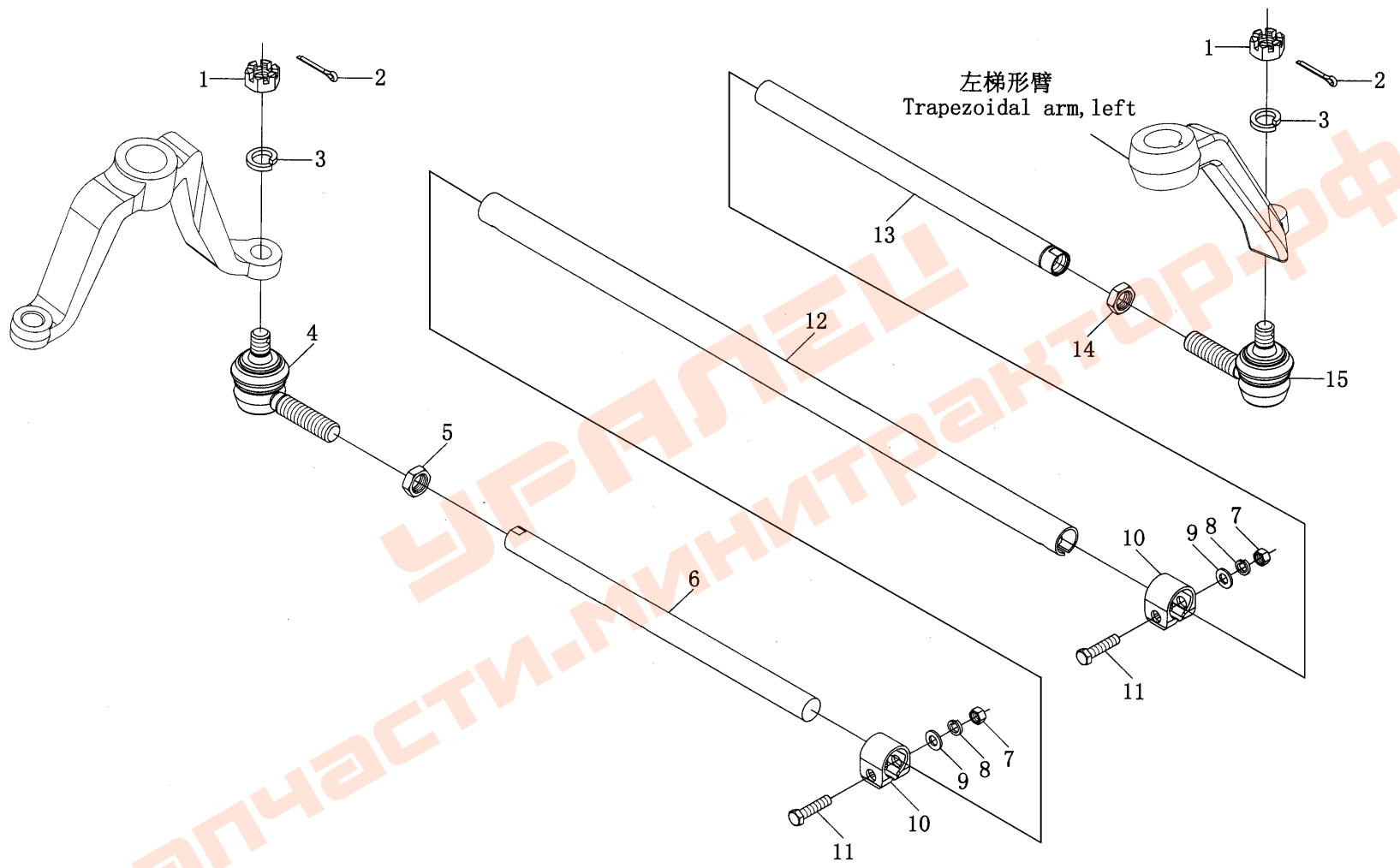


前轴总成 (三)
Front Axle Assembly(III)

前轴总成 (三)

Front Axle Assembly (III)

序号 Ser.No.	代号 Part No.	物料代码 ERP No.	名称	Name	数量 Qty.										
					650	654	700	704	750	754	800	804	850	854	
1	GB/T5785	D01-5785-16×1.5×110	螺栓M16×1.5×110	Bolt M16×1.5×110	3	3		3		3		3		3	
2	700.31.120	B700.31.120	支撑套管	Supprot sleeve	3	3		3		3		3		3	
3	GB/T 97.1	D05-97.1-16	垫圈16	Washer 16	3	3		3		3		3		3	
4	GB/T 93	D05-93-16	垫圈16	Washer 16	3	3		3		3		3		3	
5	GB/T 6172	D03-6172-16×1.5	螺母M16×1.5	Nut M16×1.5	3	3		3		3		3		3	
6	GB/T 6172	D03-6172-24×2	螺母M24×2	Nut M24×2	1	1		1		1		1		1	
7	GB/T 93	D05-93-24	垫圈24	Washer 24	1	1		1		1		1		1	
8	700.31.115	B700.31.115	立轴垫圈	Washer for vertical shaft	1	1		1		1		1		1	
9	700.31.119	B700.31.119	左梯形臂	Trapezoidal arm, left	1	1		1		1		1		1	
10	700.31.121	B700.31.121	立轴防尘罩	Dust cap for vertical shaft	1	1		1		1		1		1	
11	700.31.016	B700.31.016	油封	Oil sealing	1	1		1		1		1		1	
12	JB/T 7940.1	D11-7940.1-10×1	油杯M10×1	Oil cup M10×1	2	2		2		2		2		2	
13	700.31.012	B700.31.012	内套管组件 (左)	Inner cover unit, left	1	1		1		1		1		1	
14	GB/T 301	D06-301-51109	轴承51109	Bearing 51109	1	1		1		1		1		1	
15	GB/T 9877.1	D07-9877.1-60×85×14-F	油封FB60×85×14	Oil sealing FB60×85×14	2	2		2		2		2		2	
16	700.31.011	B700.31.011	转向节焊合	Steering knuckle weldment	1	1		1		1		1		1	
17	GB/T 1099	D20-1099-10×13×32	键10×13×32	Key 10×13×32	1	1		1		1		1		1	
18	700.31.111	B700.31.111	前轮毂螺栓	Bolt for front hub	6	6		6		6		6		6	
19	700.31.110	B700.31.110	前轮毂螺母	Nut for front hub	6	6		6		6		6		6	
20	700.31.112	B700.31.112	前轮毂	Front hub	1	1		1		1		1		1	
21	GB/T 893.1	D10-893.1-85	挡圈85	Circlip 85	1	1		1		1		1		1	
22	GB/T 297	D06-297-32209	轴承32209	Bearing 32209	1	1		1		1		1		1	
23	GB/T 297	D06-297-32306	轴承32306	Bearing 32306	1	1		1		1		1		1	

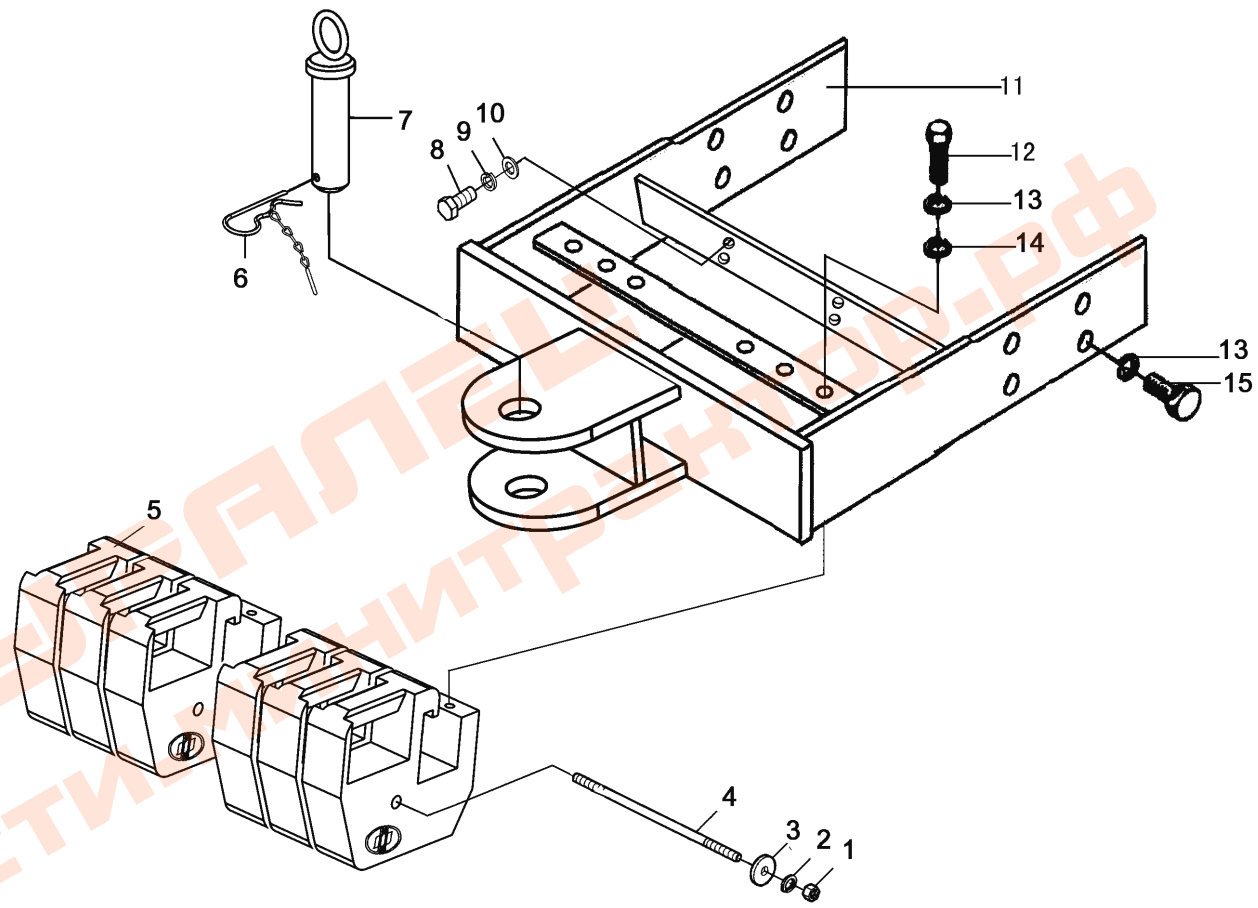


前轴总成 (四)
Front Axle Assembly(IV)

前轴总成（四）

Front Axle Assembly (IV)

序号 Ser.No.	代号 Part No.	物料代码 ERP No.	名称	Name	数量 Qty.									
					650	654	700	704	750	754	800	804	850	854
1	GB/T 9459	D03-9459-16×1.5	螺母M16×1.5	Nut M16×1.5	2	2			2		2		2	
2	GB/T 91	D09-91-4×30	销4×30	Pin 4×30	2	2			2		2		2	
3	GB/T 93	D05-93-16	垫圈16	Washer 16	2	2			2		2		2	
4	700.31.020	B700.31.020	右球铰接头总成	Ball joint assembly, right	1	1			1		1		1	
5	GB/T 6173	D03-6173-20×1.5	螺母M20×1.5	Nut M20×1.5	1	1			1		1		1	
6	700.31.137-1	B700.31.137-1	右横拉杆内接管	Inner connecting pipe of cross pull rod, right	1	1			1		1		1	
7	GB/T 6171	D03-6171-12	螺母M12	Nut M12	2	2			2		2		2	
8	GB/T 93	D05-93-12	垫圈12	Washer 12	2	2			2		2		2	
9	GB/T 97.1	D05-97.1-12	垫圈12	Washer 12	2	2			2		2		2	
10	700.31.153	B700.31.153	横拉杆夹子	Clip of cross pull rod	2	2			2		2		2	
11	GB/T5782	D01-5782-12×50	螺栓M12×50	Bolt M12×50	2	2			2		2		2	
12	700.31.154	B700.31.154	横拉杆	Cross pull rod	1	1			1		1		1	
13	700.31.138	B700.31.138	左横拉杆内接管	Inner connecting pipe of cross pull rod, left	1	1			1		1		1	
14	GB/T 6173	D03-6173-20×1.5(左)	螺母M20×1.5左	Nut M20×1.5 left	1	1			1		1		1	
15	700.31.022	B700.31.022	左球铰接头总成	Ball joint assembly, left	1	1			1		1		1	

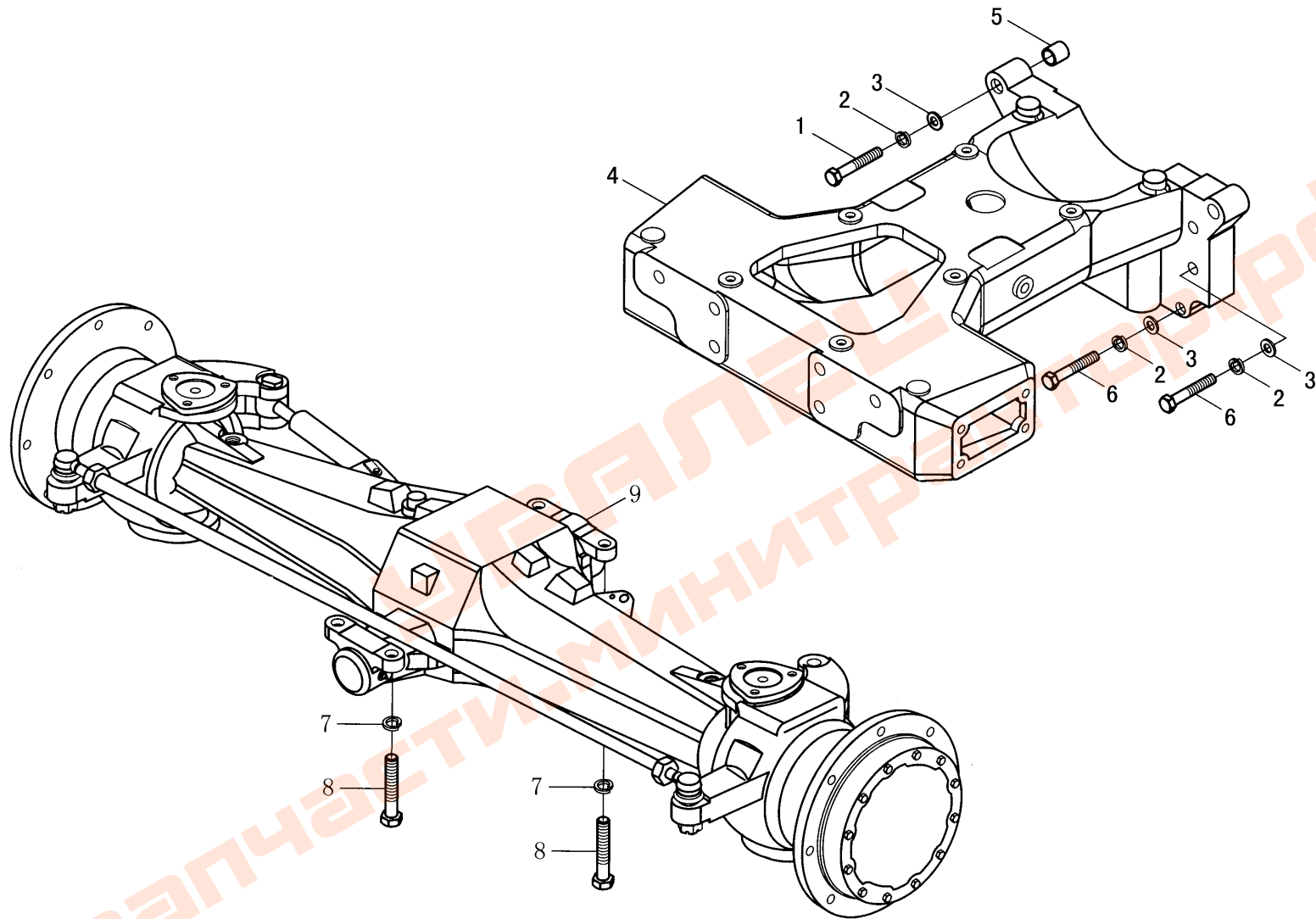


前配重及支架 (选装)
 Front Ballast & Bracket (optional)

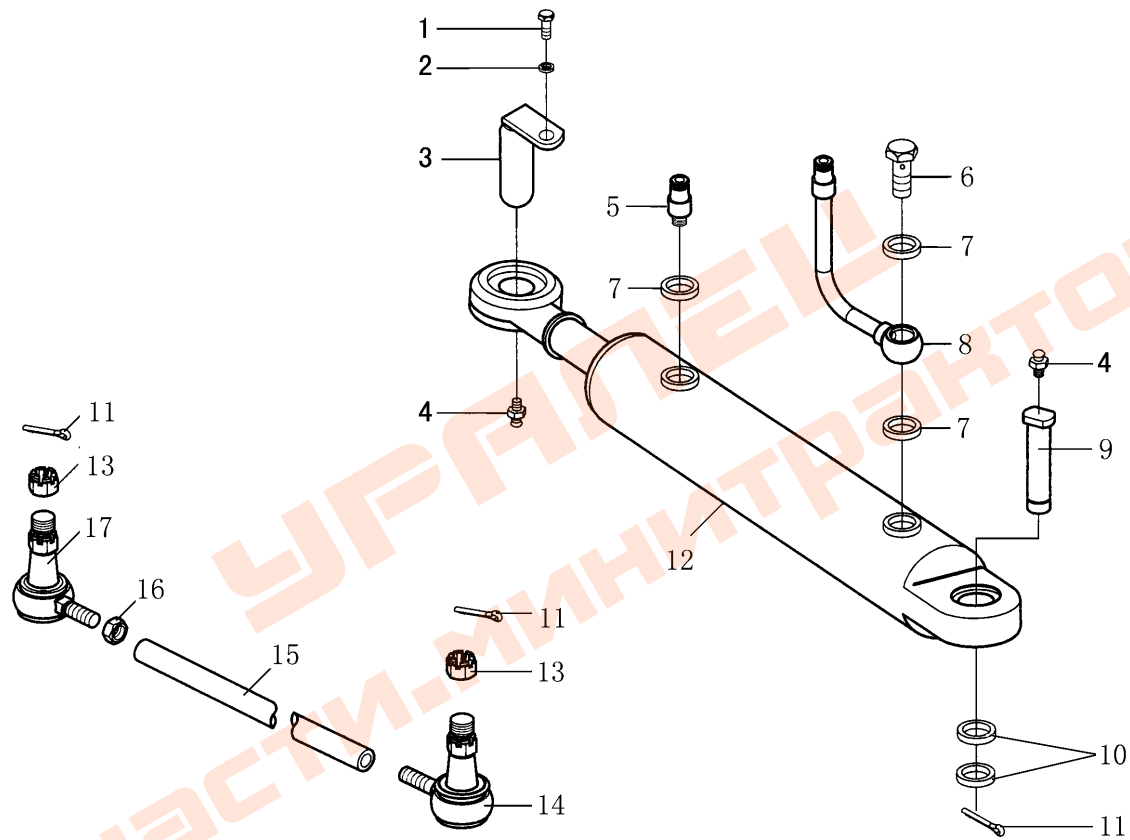
前配重及支架（选装）

Front Ballast & Braket (optional)

序号 Ser.No.	代号 Part No.	物料代码 ERP No.	名称	Name	数量 Qty.										
					650	654	700	704	750	754	800	804	850	854	
1	GB/T 6107	D03-6107-16	螺母M16	Nut M16	4	4	4	4	4	4	4	4	4	4	4
2	GB/T 93	D05-93-16	垫圈16	Washer 16	10	10	10	10	10	10	10	10	10	10	10
3	GB/T 97.1	D05-97.1-16	垫圈16	Washer 16	10	10	10	10	10	10	10	10	10	10	10
4	700.31.201	B700.31.201	螺杆	Screw Lever	2	2	2	2	2	2	2	2	2	2	2
5	700.31.214	B700.31.214	前配重	Front ballast	6	6	6	6	6	6	6	6	6	6	6
6	300E.31.011	B300E.31.011	前联接销焊合件	Connect pin	1	1	1	1	1	1	1	1	1	1	1
7	300E.35.020	B300E.35.020	弹簧锁销焊合件	Split pin	1	1	1	1	1	1	1	1	1	1	1
8	GB/T5786	D01-5786-18×1.5-50	螺栓M18×1.5×50	Bolt M18×1.5×50	4	4	4	4	4	4	4	4	4	4	4
9	GB/T93	D05-93-18	垫圈18	Washer 18	4	4	4	4	4	4	4	4	4	4	4
10	700.31.203	B700.31.203	垫圈	Washer	4	4	4	4	4	4	4	4	4	4	4
11	700.31.024-3	B700.31.024-3	配重支架焊合件	Bracket	1	1	1	1	1	1	1	1	1	1	1
12	GB/T5783	D01-5783-16×35	螺栓M16×35	Bolt M16×35	6	6	6	6	6	6	6	6	6	6	6
13	GB/T93	D05-93-16	垫圈16	Washer 16	10	10	10	10	10	10	10	10	10	10	10
14	GB/T97.1	D05-97.1-16	垫圈16	Washer 16	6	6	6	6	6	6	6	6	6	6	6
15	GB/T5782	D01-5782-16×35	螺栓M16×35	Bolt M16×35	4	4	4	4	4	4	4	4	4	4	4



前驱动桥总成(一)
Front Driving Axle Assembly(I)

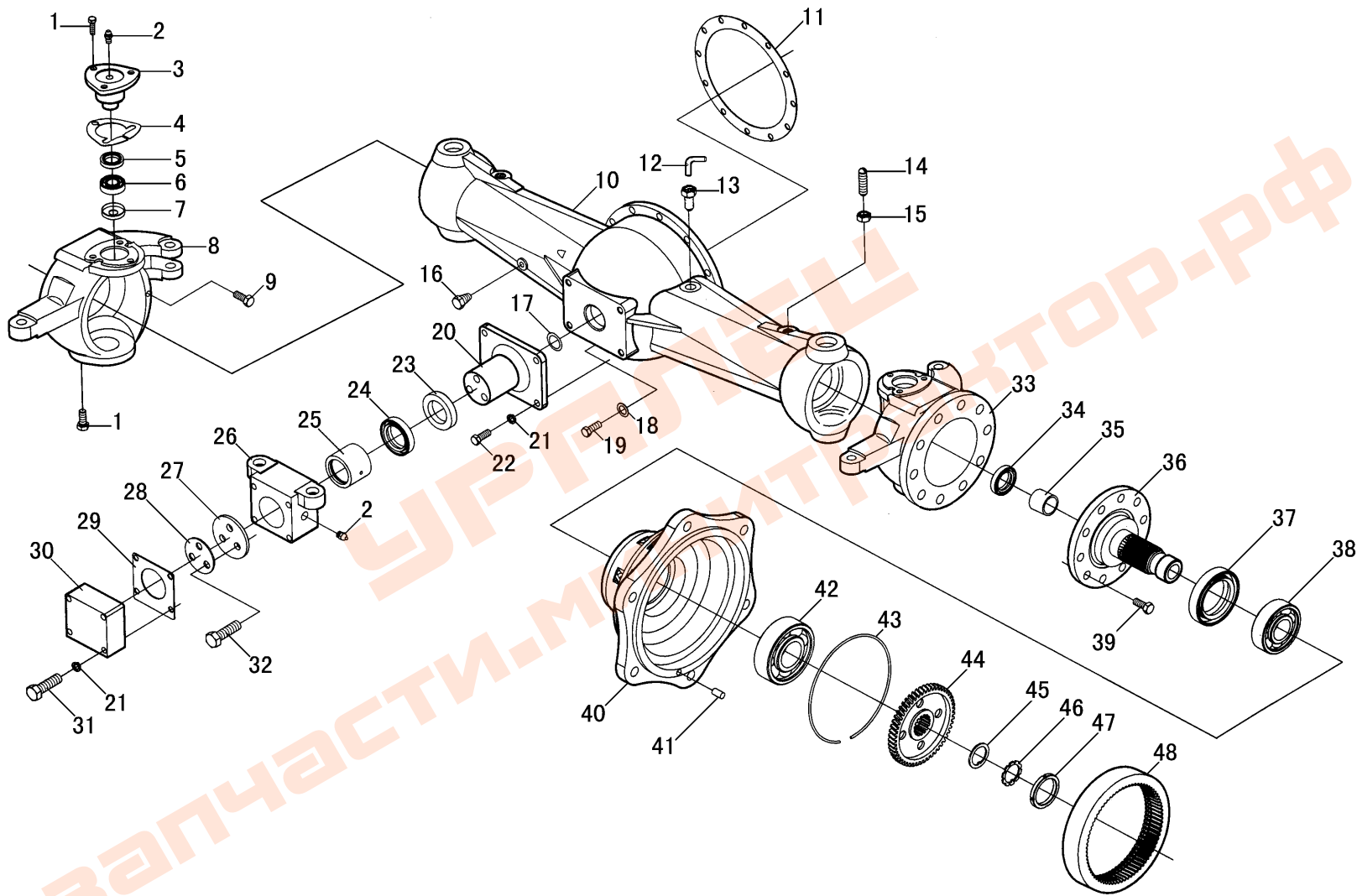


前驱动桥总成(二)
Front Driving Axle Assembly(II)

前驱动桥总成 (二)

Front Driving Axle Assembly(II)

序号 Ser.No.	代号 Part No.	物料代码 ERP No.	名称	Name	数量 Qty.										
					650	654	700	704	750	754	800	804	850	854	
1	GB/T5783	D01-5783-8×20	螺栓M8×20-Zn·D	Bolt M8×20-Zn·D		1			1			1			1
2	GB/T93	D05-93-8	弹簧垫圈8	Single coil spring lock washer 8		1			1			1			1
3	704.31.213	B704.31.213	油缸销轴总成	Cylinder pin roll assembly		1			1			1			1
4	GB/T 1152	D11-1152-10×1	油杯M10×1	Oil cup M10×1		2			2			2			2
5	704.40.131	B704.40.131	直通管	pipe		1			1			1			1
6	700.40.112	B700.40.112	空心螺栓M16×1.5	Hollow bolt M16×1.5		2			2			2			2
7	JB/T 982	D05-982-16	垫圈16	Washer 16		4			4			4			4
8	704.40.020	B704.40.020	油缸左硬管总成	Cylinder rigid pipe assembly , left		1			1			1			1
9	704.31.212	B704.31.212	销轴	Pin roll		1			1			1			1
10	704.31.214	B704.31.214	销轴垫圈 I	Washer of pin roll I		2			2			2			2
11	GB/T91	D09-91-4×30	开口销4×30	Split pin 4×30		3			3			3			3
12	704.31.021	B704.31.021	转向油缸总成	Steering cylinder assembly		1			1			1			1
13	GB/T 6171	D03-6171-16×1.5	螺母M16×1.5	Nut M16×1.5		2			2			2			2
14	704.31.022	B704.31.022	左球铰接头总成	Left ball joint assembly		1			1			1			1
15	704.31.201	B704.31.201	横拉杆	Cross drawbar		1			1			1			1
16	GB/T 6173	D03-6173-24×1.5	螺母M24×1.5	Nut M24×1.5		1			1			1			1
17	704.31.023	B704.31.023	右球铰接头总成	Right ball joint assembly		1			1			1			1



前驱动桥总成 (三)
Front Driving Axle Assembly(III)

前驱动桥总成(三)

Front Driving Axle Assembly(III)

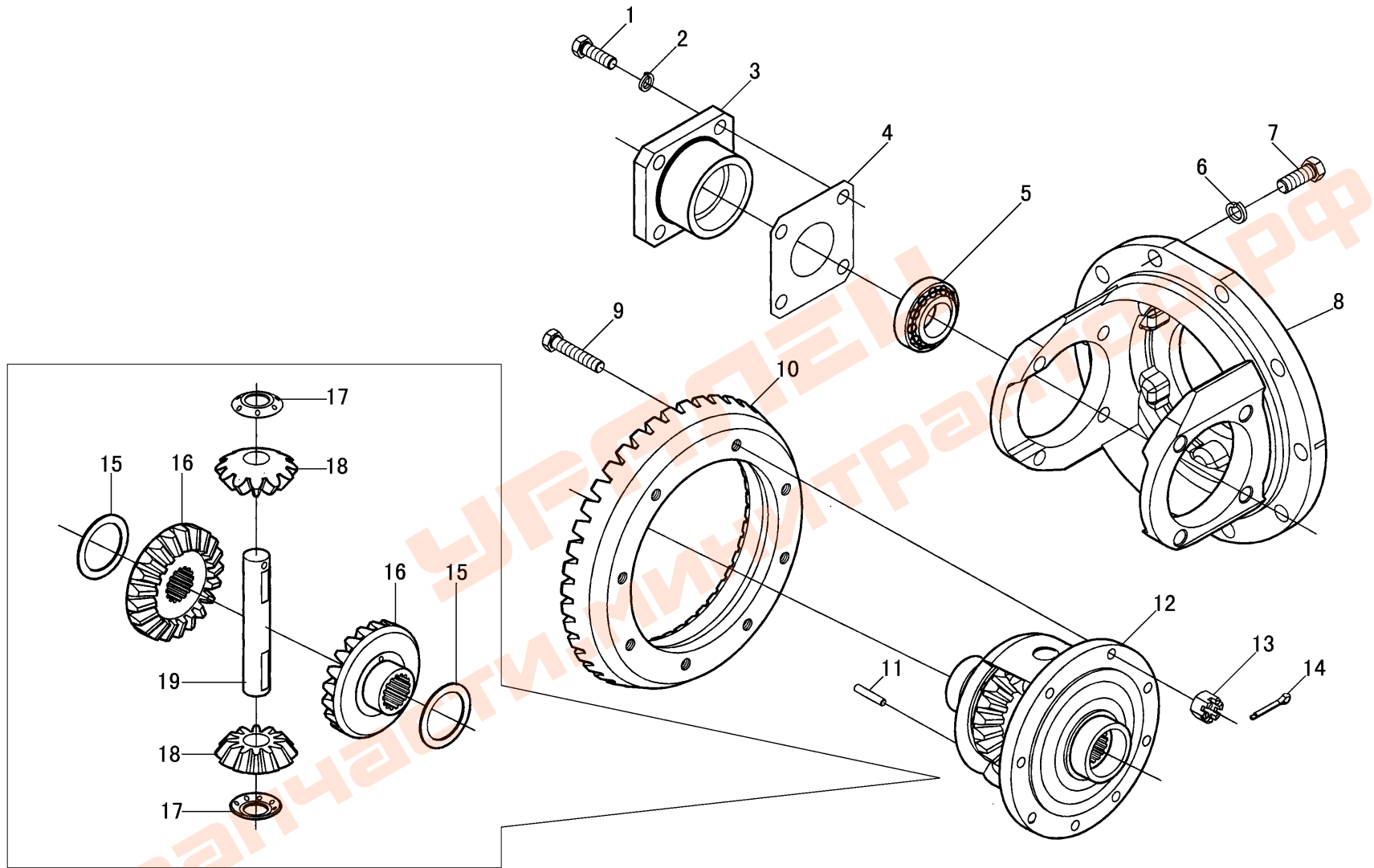
序号 Ser.No.	代号 Part No.	物料代码 ERP No.	名称	Name	数量 Qty.											
					650	654	700	704	750	754	800	804	850	854		
1	GB/T 5786	D01-5786-10×1.25×30	螺栓M10×1.25×30	Bolt M10×1.25×30		12		12		12		12		12		12
2	JB/T7940.1	D11-7940.1-10×1	直通式压注油杯M10×1	Oil cup M10×1		5		5		5		5		5		5
3	704.31.108	B704.31.108	转向节销	King pin		4		4		4		4		4		4
4	704.31.123	B704.31.123	调整垫片	Adjusting shim		△		△		△		△		△		△
5	704.31.131	B704.31.131	油封	Oil sealing		4		4		4		4		4		4
6	GB/T297	D06-297-32006	轴承32006	Bearing 32006		4		4		4		4		4		4
7	704.31.133	B704.31.133	孔盖	Orifice cover		4		4		4		4		4		4
8	704.31.106	B704.31.106	右转向节	Right steering joint		1		1		1		1		1		1
9	704.31.118	B704.31.118	限位螺栓	Bolt		2		2		2		2		2		2
10	704.31.112	B704.31.112	前桥壳体	Front axle housing		1		1		1		1		1		1
11	704.31.164	B704.31.164	纸垫	Gasket		1		1		1		1		1		1
12	184.31.124	B184.31.124	通气管	Air pipe		1		1		1		1		1		1
13	184.31.125	B184.31.125	通气螺塞	Air plug		1		1		1		1		1		1
14	GB/T71	D02-71-12×50	螺钉M12×50	Bolt M12×50		2		2		2		2		2		2
15	GB/T6172.1	D03-6172.1-12	螺母12	Nut 12		2		2		2		2		2		2
16	QC/T378	D01-QC378-Z3/4-14	螺塞Z3/4" -14	Plug Z3/4" -14		1		1		1		1		1		1
17	GB/T3452.1	D07-3452.1-25×2.65	O形密封圈25×2.65	O-seal ring 25×2.65		1		1		1		1		1		1
18	JB/T982	D17-982-20	组合密封垫圈20	Washer 20		1		1		1		1		1		1
19	704.31.137	B704.31.176	螺塞	Plug		1		1		1		1		1		1
20	704.31.176	B704.31.176	前摇摆轴	Front swing shaft		1		1		1		1		1		1
21	GB/T 93	D05-93-12	垫圈12	Washer 12		8		8		8		8		8		8
22	GB/T 5783	D01-5783-12×35	螺柱M12×35	Bolt M12×35		4		4		4		4		4		4

△ 适量 Just right amount

续. 前驱动桥总成(三)

Cont. Front Driving Axle Assembly(III)

序号 Ser.No.	代号 Part No.	物料代码 ERP No.	名称	Name	数量 Qty.											
					650	654	700	704	750	754	800	804	850	854		
23	704.31.178	B704.31.178	前摆轴防尘罩	Dust cap for front swing shaft		1		1		1		1		1		1
24	704.31.177	B704.31.177	前骨架油封	Front skeleton oil sealing		1		1		1		1		1		1
25	704.31.180	B704.31.180	前衬套	Front sleeve		1		1		1		1		1		1
26	704.31.181	B704.31.181	前摇摆轴轴承座	Bearing housing of front swing shaft		1		1		1		1		1		1
27	704.31.174	B704.31.174	摆轴固定法兰	Fixed flange of swing shaft		1		1		1		1		1		1
28	704.31.173	B704.31.173	摆轴锁紧垫片	Locking washer of swing shaft		1		1		1		1		1		1
29	704.31.175	B704.31.175	摆轴调整垫片	Adjusting washer of swing shaft		1		1		1		1		1		1
30	704.31.172	B704.31.172	固定法兰盘	Fixed flange cover		1		1		1		1		1		1
31	GB/T 5782	D01-5782-12×55	螺栓M12×55	Bolt M12×55		4		4		4		4		4		4
32	GB/T 5782	D01-5782-16-40	螺栓M16×40	Bolt M16×40		3		3		3		3		3		3
33	704.31.105	B704.31.105	左转向节	Left steering joint		1		1		1		1		1		1
34	704.31.130	B704.31.130	油封	Oil sealing		2		2		2		2		2		2
35	704.31.127	B704.31.127	复合衬套	Combined sleeve		2		2		2		2		2		2
36	704.31.104	B704.31.104	法兰轴	Flange shaft		2		2		2		2		2		2
37	JB/T 2600	D07-2600-SD90×120×12	油封SD90×120×12	Oil seal SD90×120×12		2		2		2		2		2		2
38	GB/T 297	D06-297-2007112E	轴承2007112E	Bearing 2007112E		2		2		2		2		2		2
39	GB/T5786	D01-5786-12×1.25×25	螺栓M12×1.25×25	Bolt M12×1.25×25		20		20		20		20		20		20
40	704.31.111	B704.31.111	轮毂	Hub		2		2		2		2		2		2
41	GB/T 119	D09-119-10×20	销B10×20	Pin B10×20		4		4		4		4		4		4
42	GB/T 297	D06-297-2007113E	轴承2007113E	Bearing 2007113E		2		2		2		2		2		2
43	704.31.126	B704.31.126	锁紧环	Locking ring		2		2		2		2		2		2
44	704.31.109	B704.31.109	齿盘	Spider		2		2		2		2		2		2
45	704.31.122	B704.31.122	垫圈	Washer		2		2		2		2		2		2



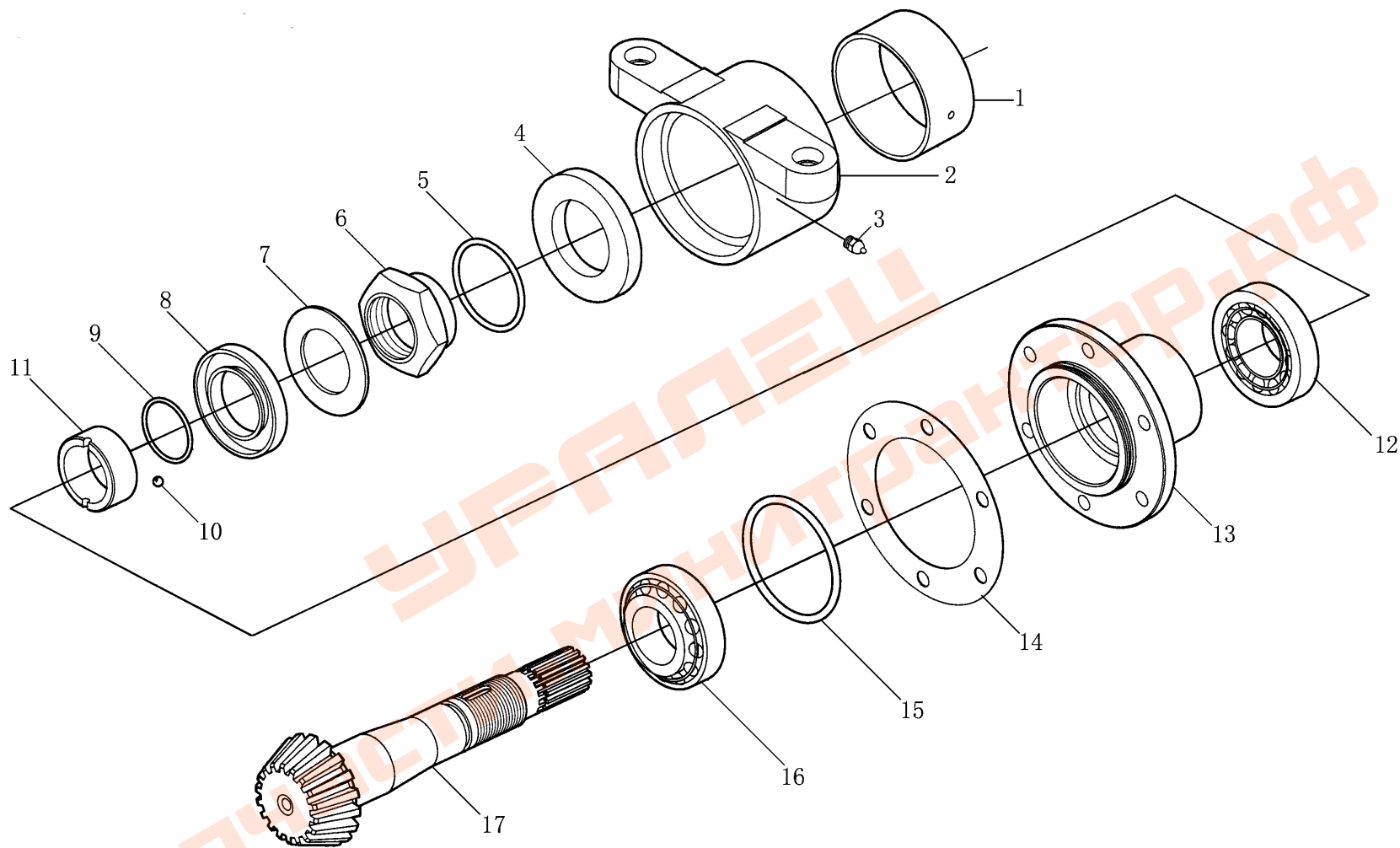
前驱动桥总成 (四)
Front Driving Axle Assembly (IV)

前驱动桥总成(四)

Front Driving Axle Assembly(IV)

序号 Ser.No.	代号 Part No.	物料代码 ERP No.	名称	Name	数量 Qty.											
					650	654	700	704	750	754	800	804	850	854		
1	GB/T 5783	D01-5783-10×25	螺栓M10×25	Bolt M10×25		8		8		8		8		8		8
2	GB/T 93	D03-93-10	垫圈10	Washer 10		8		8		8		8		8		8
3	704.31.140	B704.31.140	轴承座	Bearing housing		2		2		2		2		2		2
4	704.31.139	B704.31.139	调整垫片	Adjusting shim		△		△		△		△		△		△
5	GB/T 297	D06-297-30209	轴承30209	Bearing 30209		2		2		2		2		2		2
6	GB/T 93	D03-93-12	垫圈12	Washer 12		10		10		10		10		10		10
7	GB/T 5783	D01-5783-12×35	螺栓M12×35	Bolt M12×35		10		10		10		10		10		10
8	704.31.138	B704.31.138	差速器支座	Differential support		1		1		1		1		1		1
9	704.31.191	B704.31.191	被动圆锥齿轮螺栓	Bolt for driven conical gear		10		10		10		10		10		10
10	704.31.142	B704.31.142	从动圆锥大齿轮	Driven conical gear.big		1		1		1		1		1		1
11	GB/T 119	D09-119-A6×50	销A6×50	Pin A6×50		1		1		1		1		1		1
12	704.31.148	B704.31.148	差速器壳	Differential housing		1		1		1		1		1		1
13	GB/T 9459	D03-9459-10×1	螺母M10×1	Nut M10×1		10		10		10		10		10		10
14	GB/T91	D09-91-2×10	开口销2×10	Split 2×10		10		10		10		10		10		10
15	704.31.147	B704.31.147	半轴齿轮止退垫圈	Thrust washer of semiaxle gear		△		△		△		△		△		△
16	704.31.146	B704.31.146	半轴齿轮	Semiaxle gear		2		2		2		2		2		2
17	704.31.144	B704.31.144	行星齿轮止退垫圈	Thrust washer of planetary gear		△		△		△		△		△		△
18	704.31.145	B704.31.145	行星齿轮	Planetary gear		2		2		2		2		2		2
19	704.31.143	B704.31.143	行星轴	Planetary shaft		1		1		1		1		1		1
20																
21																
22																

△ 适量 Just right amout

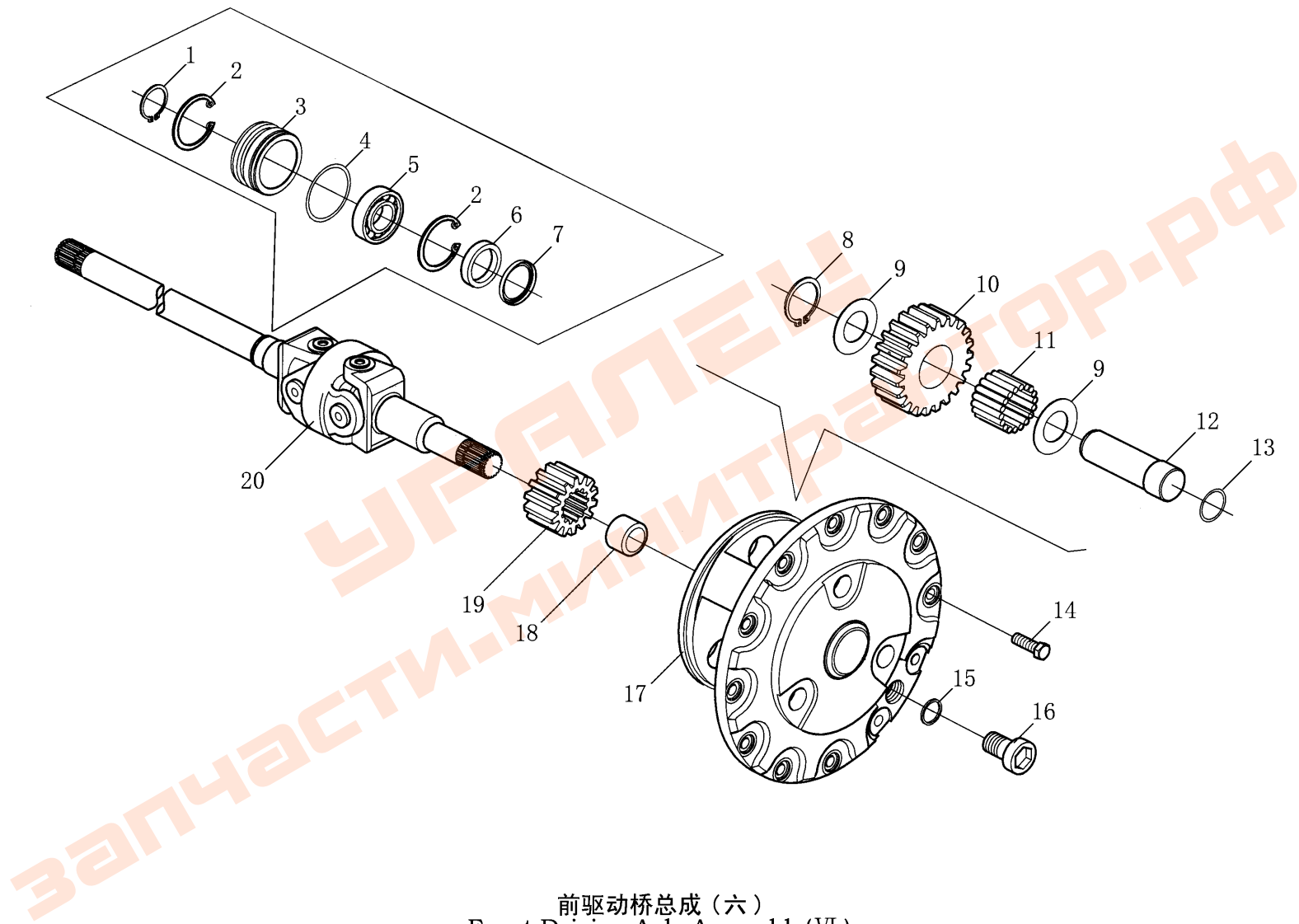


前驱动桥总成 (五)
Front Driving Axle Assembly (V)

前驱动桥总成(五)

Front Driving Axle Assembly(V)

序号 Ser.No.	代号 Part No.	物料代码 ERP No.	名称	Name	数量 Qty.										
					650	654	700	704	750	754	800	804	850	854	
1	704.31.170	B704.31.170	后衬套	Rear sleeve		1			1			1			1
2	704.31.171	B704.31.171	后摆轴轴承座	Bearing housing of rear swing shaft		1			1			1			1
3	GB/T 1152	D11-1152-10×1	油杯M10×1	Oil cup M10×1		1			1			1			1
4	704.31.150	B704.31.150	后骨架油封	Rear skeleton oil sealing		1			1			1			1
5	704.31.152	B704.31.152	后摆轴防尘罩	Dust cap for rear swing shaft		1			1			1			1
6	704.31.159	B704.31.159	锁紧螺母	Locking nut		1			1			1			1
7	704.31.157	B704.31.157	隔圈	Spacer ring		1			1			1			1
8	JB/T2600	D07-2600-SG50×72×12	油封SG50×72×12	Oil sealing SG50×72×12		1			1			1			1
9	GB/T3452.1	D07-3452.1-31.5×1.8	O形密封圈31.5×1.8	O-seal ring 31.5×1.8		1			1			1			1
10	GB/T308	D13-308-5	钢球5	Steel ball 5		1			1			1			1
11	704.31.153	B704.31.153	隔套	Spacer sleeve		1			1			1			1
12	GB/T297	D06-297-32207	轴承32207	Tapered roller bearing 32207		1			1			1			1
13	704.31.154	B704.31.154	主动圆锥齿轮轴承座	Bearing housing of drive conical gear		1			1			1			1
14	704.31.156	B704.31.156	调整垫片	Adjusting shim		△			△			△			△
15	GB/T3452.1	D07-3452.1-103×3.55	O形密封圈103×3.55	O-seal ring 103×3.55		1			1			1			1
16	GB/T297	D06-297-30308	轴承30308	Tapered roller bearing 30308		1			1			1			1
17	704.31.155	B704.31.155	主动圆锥齿轮	Driving conical gear		1			1			1			1
△ 适量 Just right amount															

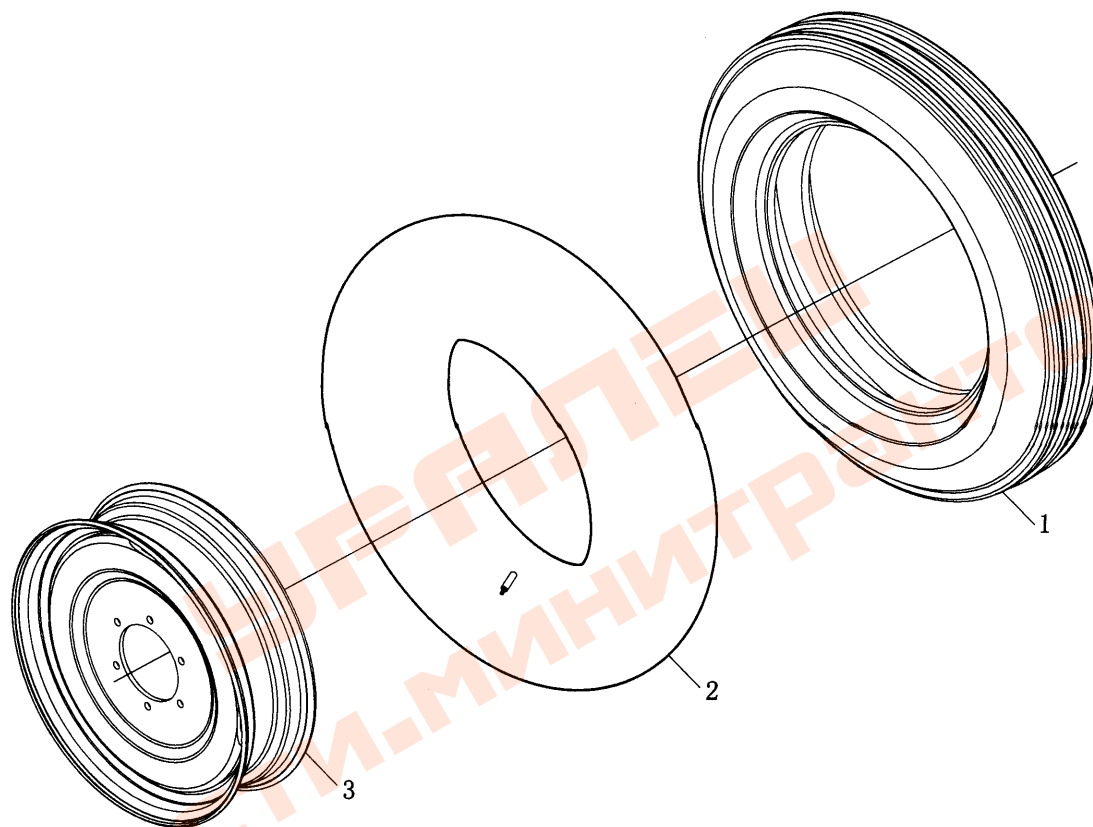


前驱动桥总成 (六)
Front Driving Axle Assembly (VI)

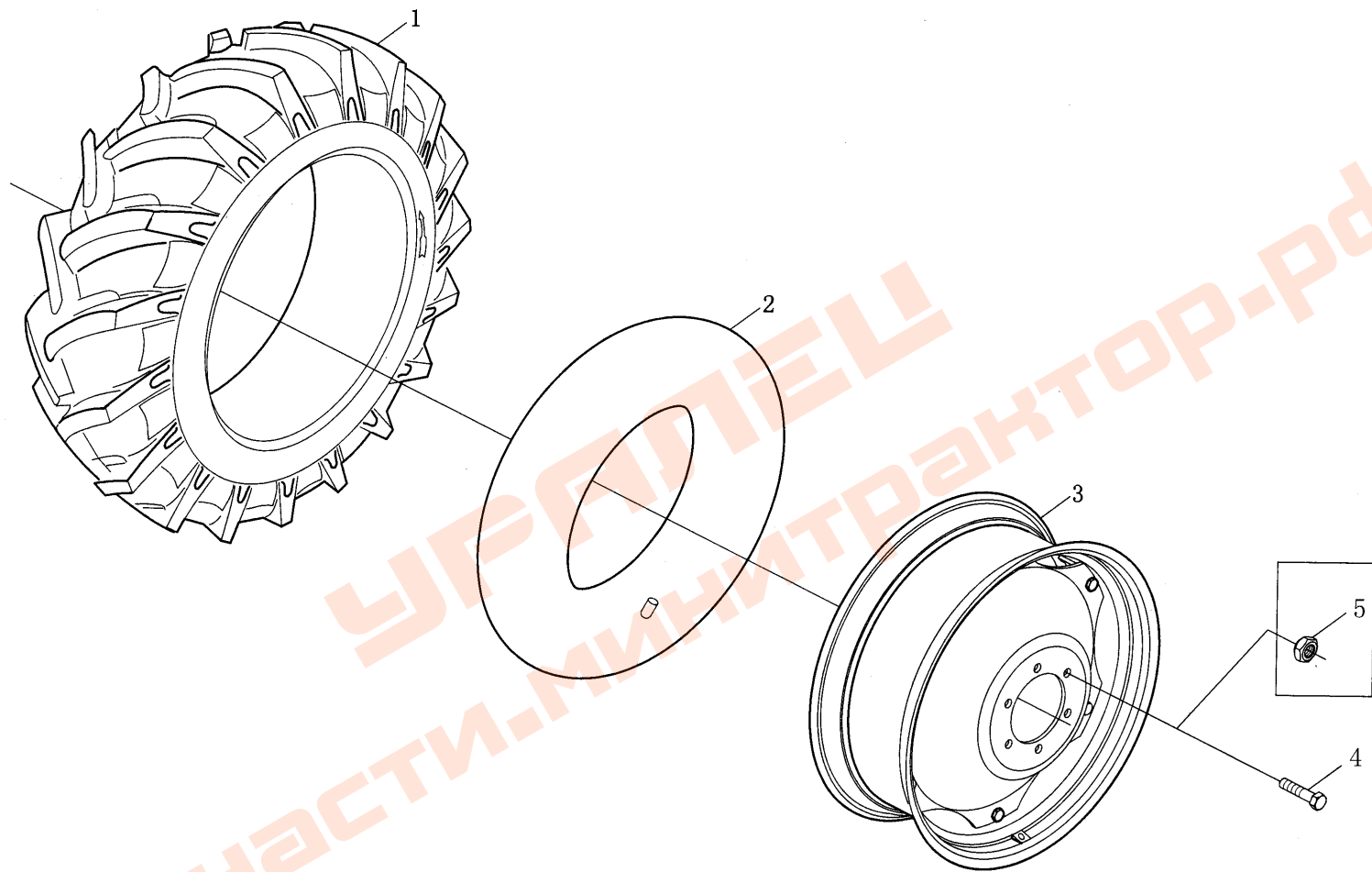
前驱动桥总成(六)

Front Driving Axle Assembly(VI)

序号 Ser.No.	代号 Part No.	物料代码 ERP No.	名称	Name	数量 Qty.															
					650	654	700	704	750	754	800	804	850	854						
1	GB/T894.1	D10-894.1-30	挡圈30	Circlip for shaft 30		2		2		2		2		2						
2	GB/T893.1	D10-893.1-55	挡圈55	Circlip for hole 55		2		2		2		2		2						
3	704.31.116	B704.31.116	前轴衬套	Sleeve for front shaft		2		2		2		2		2						
4	GB/T3452.1	D07-3452.1-69×3.55	O形密封圈69×3.55	O-seal ring 69×3.55		2		2		2		2		2						
5	GB/T276	D06-276-6006	轴承6006	Tapered roller bearing 6006		2		2		2		2		2						
6	JB/T2600	D07-2600-SD35×55×11	油封SD35×55×11	Oil sealing SD35×55×11		2		2		2		2		2						
7	704.31.117	B704.31.117	防尘罩	Dust cap		2		2		2		2		2						
8	GB/T894.1	D10-894.1-22	挡圈22	Circlip for shaft 22		6		6		6		6		6						
9	704.31.124	B704.31.124	行星轮垫片	Washer for planetary gear		12		12		12		12		12						
10	704.31.102	B704.31.102	行星轮	Planetary gear		6		6		6		6		6						
11	GB/T309	D06-309-5×25.8	滚针5×25.8	Needle 5×25.8		102		102		102		102		102						
12	704.31.125	B704.31.125	行星齿轮轴	Planetary shaft		6		6		6		6		6						
13	GB/T3452.1	D07-3452.1-20×1.8	O形密封圈20×1.8	O-seal ring 20×1.8		6		6		6		6		6						
14	GB/T5786	D01-5786-10×1.25×30	螺栓M10×1.25×30	Bolt M10×1.25×30		20		20		20		20		20						
15	JB/T982	D17-982-20	组合密封垫圈20	Washer 20		2		2		2		2		2						
16	704.31.137	B704.31.137	螺塞M20×1.5	Plug M20×1.5		2		2		2		2		2						
17	704.31.141	B704.31.141	行星架	Planetary frame		1		1		1		1		1						
18	704.31.120	B704.31.120	衬套	Sleeve		2		2		2		2		2						
19	704.31.107	B704.31.107	太阳轮	Central main gear		2		2		2		2		2						
20	704.31.012	B704.31.012	万向传动轴总成	Cardan transmission shaft assembly		2		2		2		2		2						



前轮总成
Front Wheel Assembly

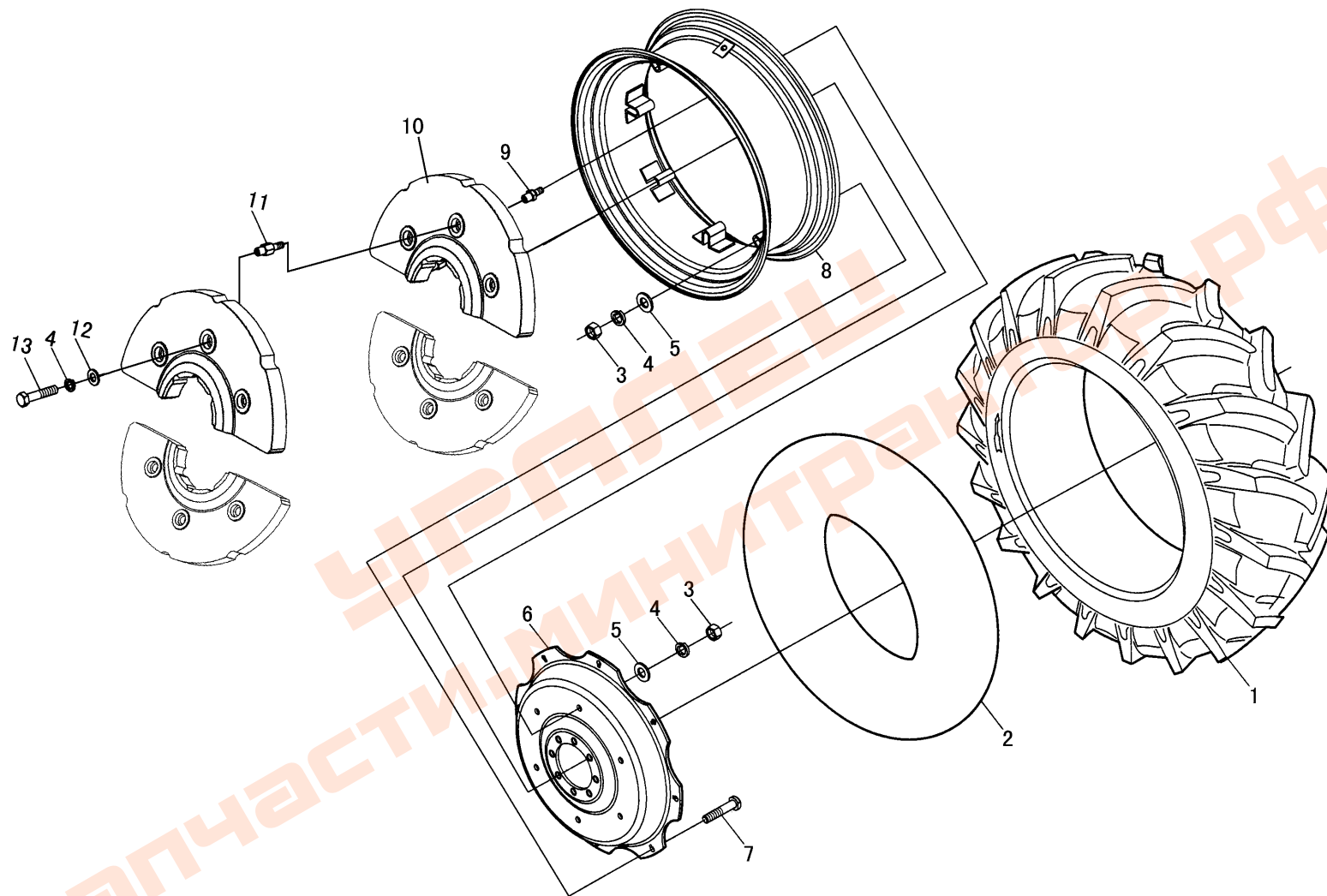


前驱动轮总成
Front Driving Wheel Assembly

前驱动轮总成

Front Driving Wheel Assembly

序号 Ser.No.	代号 Part No.	物料代码 ERP No.	名称	Name	数量 Qty.															
					650	654	700	704	750	754	800	804	850	854						
1	GB/T2979	D14-2979-D-8.3-24(W)	外轮胎 8.3-24	Cover tire 8.3-24		2			2		2		2							
	GB/T2979	D14-2979-G-8.3-24(W)	水田胎外轮胎 8.3-24	Cover tire 8.3-24 (Paddyfield tractor)		2			2		2		2							
	GB/T2979	D14-2979-G-9.5-24(W)	水田胎外轮胎 9.5-24	Cover tire9.5-24 (Paddyfield tractor)		2			2		2		2							
2	GB/T2979	D14-2979-D-8.3-24(N)	内轮胎 8.3-24	Inner tube 8.3-24		2			2		2		2							
	GB/T2979	D14-2979-G-8.3-24(N)	水田胎内轮胎 8.3-24	Inner tube8.3-24(Paddyfield tractor)		2			2		2		2							
	GB/T2979	D14-2979-G-9.5-24(N)	水田胎内轮胎 9.5-24	Inner tube9.5-24(Paddyfield tractor)		2			2		2		2							
3	704.32.011	B704.32.011	前轮钢焊合件	Front rim weldment		2			2		2		2							
	704.32.011B	B704.32.011B	前轮钢焊合件	Front rim weldment		2			2		2		2							
4	704.31.192	B704.31.192	前轮毂螺栓	Bolt for front hub		12			12		12		12							
5	400.39.119	B400.39.119	后轮毂螺母	Nut for rear hub		12			12		12		12							

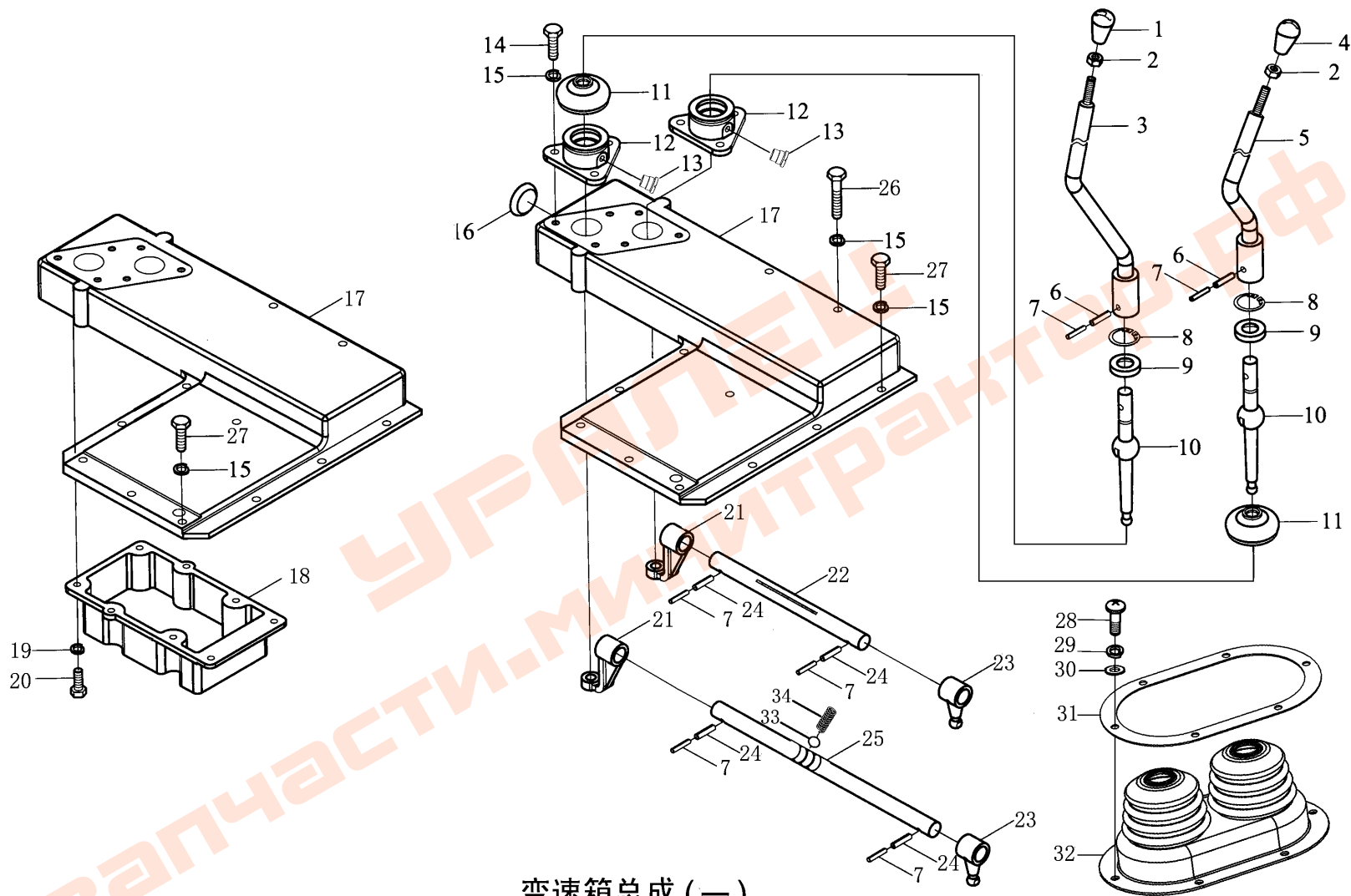


后驱动轮总成
Rear Driving Wheel Assembly

后驱动轮总成

Rear Drving Wheel Assembly

序号 Ser.No.	代号 Part No.	物料代码 ERP No.	名称	Name	数量 Qty.									
					650	654	700	704	750	754	800	804	850	854
1	GB/T2979	D14-2979-Q-14.9-30(W)	驱动轮外胎14.9-30	Cover tire 14.9-30	2	2	2	2	2	2	2	2	2	2
	GB/T2979	D14-2979-Q-16.9-30(W)	驱动轮外胎16.9-30(选装)	Cover tire 14.6-30	2	2	2	2	2	2	2	2	2	2
	GB/T2979	D14-2979-G-11-32(W)	驱动轮外胎11-32(选装)	Cover tire 11-32	2	2	2	2	2	2	2	2	2	2
2	GB/T2979	D14-2979-Q-14.9-30(N)	驱动轮内胎14.9-30	Inner tube 14.9-30	2	2	2	2	2	2	2	2	2	2
	GB/T2979	D14-2979-Q-16.9-30(N)	驱动轮内胎16.9-30(选装)	Inner tube 14.6-30	2	2	2	2	2	2	2	2	2	2
	GB/T2979	D14-2979-G-11-32(N)	驱动轮内胎11-32(选装)	Inner tube 11-32	2	2	2	2	2	2	2	2	2	2
3	GB/T6171	D03-6171-16×1.5	螺母M16×1.5	Nut M16×1.5	24	24	24	24	24	24	24	24	24	24
4	GB/T93	D05-93-16	垫圈16	Washer 16	36	36	36	36	36	36	36	36	36	36
5	GB/T95	D05-95-16	垫圈16	Washer 16	24	24	24	24	24	24	24	24	24	24
6	700.34.105	B700.34.105	轮辐	Spoke	2	2	2	2	2	2	2	2	2	2
7	GB/T13	D02-13-16×80	螺钉M16×80	Bolt M16×80	12	12	12	12	12	12	12	12	12	12
8	700.34.012	B700.34.012	轮辋焊合件	Rim welement	2	2	2	2	2	2	2	2	2	2
9	700.34.101	B700.34.101	配重螺栓	Bolt	12	12	12	12	12	12	12	12	12	12
10	700.34.102	B700.34.102	后配重	Rear balance weight	8	8	8	8	8	8	8	8	8	8
11	700.34.103	B700.34.103	配重过渡螺栓	Bolt	12	12	12	12	12	12	12	12	12	12
12	700.34.104	B700.34.104	垫圈	Washer	12	12	12	12	12	12	12	12	12	12
13	GB/T5785	D01-5785-16×1.5×60	螺栓M16×1.5×60	Bolt M16×1.5×60	12	12	12	12	12	12	12	12	12	12



变速箱总成 (一)
Gearbox Assembly (I)

变速箱总成(一)侧置

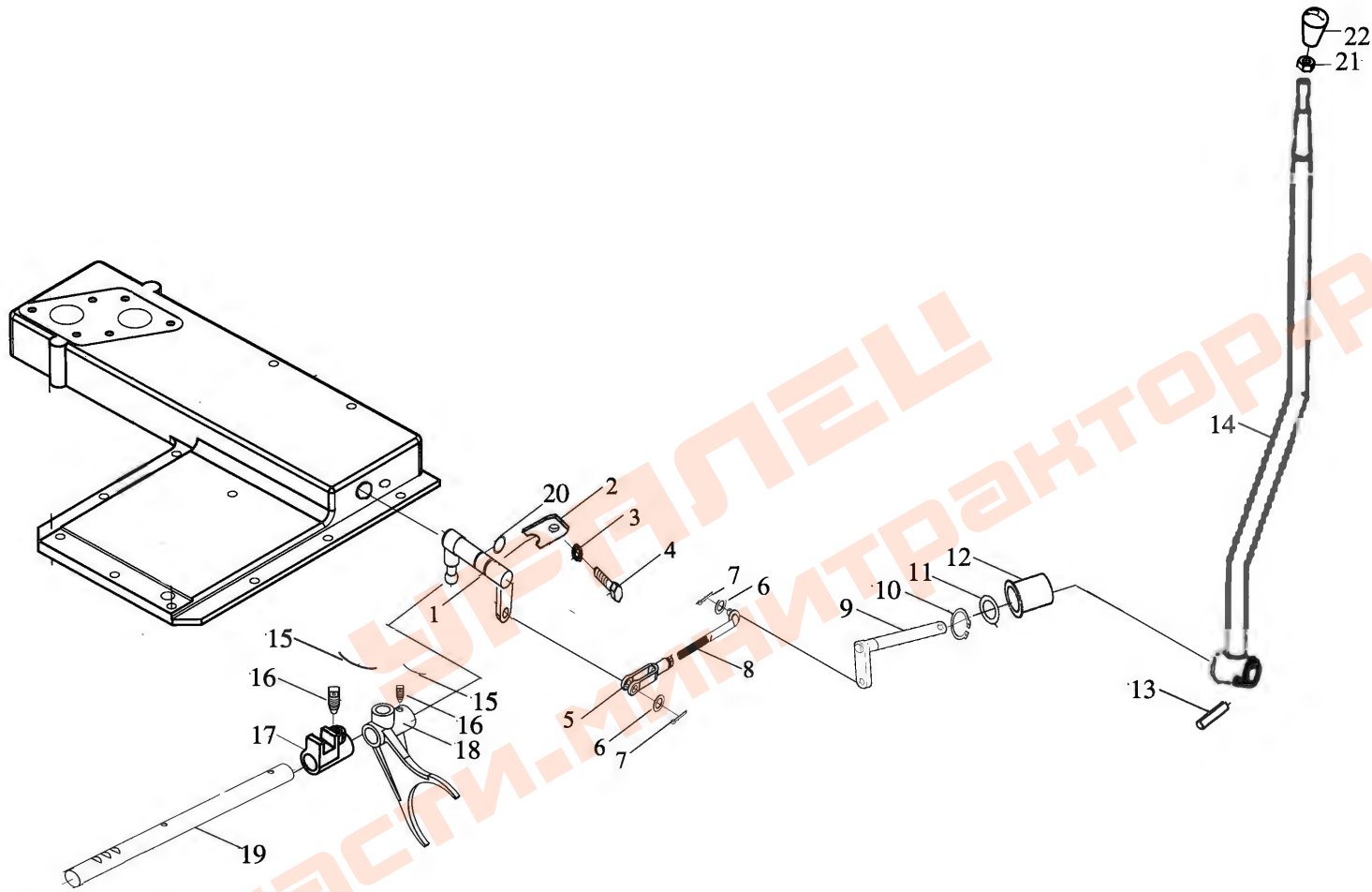
Gearbox Assembly(VI)

序号 Ser.No.	代号 Part No.	物料代码 ERP No.	名称	Name	数量 Qty.											
					650	654	700	704	750	754	800	804	850	854		
1	800.37.014	B800.37.014	副变速操纵手柄总成	Auxiliary gearshift lever assembly	1	1	1	1	1	1	1	1	1	1	1	1
2	GB/T6170	D03-6170-10	螺母M10	Nut M10	2	2	2	2	2	2	2	2	2	2	2	2
3	800.37.035	B800.37.035	副变速操纵杆焊合	Auxiliary gearshift lever weldment	1	1	1	1	1	1	1	1	1	1	1	1
4	800.37.013	B800.37.013	主变速操纵手柄总成	Main gearshift lever assembly	1	1	1	1	1	1	1	1	1	1	1	1
5	800.37.034	B800.37.034	主变速操纵杆焊合	Main gearshift lever weldment	1	1	1	1	1	1	1	1	1	1	1	1
6	GB/T879.1	D09-879.1-8×35	销8×35	Pin 8×35	2	2	2	2	2	2	2	2	2	2	2	2
7	GB/T879.1	D09-879.1-5×32	销5×32	Pin 5×32	7	7	7	7	7	7	7	7	7	7	7	7
8	GB/T893.1	D10-893.1-40	挡圈40	Circlip 40	2	2	2	2	2	2	2	2	2	2	2	2
9	900.37.178-1	B900.37.178-1	尼龙座	Seat	2	2	2	2	2	2	2	2	2	2	2	2
10	900.37.176	B900.37.176	下操纵杆	Below gearshift lever	2	2	2	2	2	2	2	2	2	2	2	2
11	900.37.177	B900.37.177	橡胶套	Rubber cover	2	2	2	2	2	2	2	2	2	2	2	2
12	900.37.180-1	B900.37.180-1	变速杆支座	Housing,gearshift lever	2	2	2	2	2	2	2	2	2	2	2	2
13	900.37.179	B900.37.179	变速杆定位销	Stop pin ,gearshift lever	4	4	4	4	4	4	4	4	4	4	4	4
14	GB/T5783	D01-5783-10×20	螺栓M10×20	Bolt M10×20	6	6	6	6	6	6	6	6	6	6	6	6
15	GB/T93	D05-93-10	垫圈10	Washer 10	16	16	16	16	16	16	16	16	16	16	16	16
16	QC/T388	D99-QC388-24	碗形塞片24	Bowl plug 20	2	2	2	2	2	2	2	2	2	2	2	2
17	800.37.311	B800.37.311	侧操纵盖	Gearbox cover	1	1	1	1	1	1	1	1	1	1	1	1
18	800.37.036	B800.37.036	侧操纵下盖焊合件	Gearbox cover	1	1	1	1	1	1	1	1	1	1	1	1
19	GB/T93	D05-93-8	垫圈8	Washer 8	12	12	12	12	12	12	12	12	12	12	12	12
20	GB/T5783	D01-5783-8×20	螺栓M8×20	Bolt M8×20	12	12	12	12	12	12	12	12	12	12	12	12
21	900.37.186	B900.37.186	外操纵拨头	Gearshift dog	2	2	2	2	2	2	2	2	2	2	2	2
22	800.37.313	B800.37.313	主变速操纵传递杆	Connecting lever ,main gearshift	1	1	1	1	1	1	1	1	1	1	1	1
23	800.37.314	B800.37.314	操纵拨头	Gearshift dog	2	2	2	2	2	2	2	2	2	2	2	2

变速箱总成(一)侧置

Gearbox Assembly(VI)

序号 Ser.No.	代号 Part No.	物料代码 ERP No.	名称	Name	数量 Qty.									
					650	654	700	704	750	754	800	804	850	854
24	GB/T879.1	D09-879.1-8×32	销8×32	Pin 8×32	4	4	4	4	1	4	4	4	4	4
25	800.37.312	B800.37.312	副变速操纵传递杆	Nut M10	2	2	2	2	2	2	2	2	2	2
26	GB/T5782	D01-5782-10×75	螺栓M10×75	Bolt M10×75	2	2	2	2	2	2	2	2	2	2
27	GB/T5783	D01-5782-10×25	螺栓M10×25	Bolt M10×25	9	9	9	9	9	9	9	9	9	9
28	GB/T818	D02-818-6×20	螺钉M6×20	Screw M6×20	6	6	6	6	6	6	6	6	6	6
29	GB/T93	D05-93-6	垫圈6	Washer 6	6	6	6	6	6	6	6	6	6	6
30	GB/T97.1	D05-97.1-6	垫圈6	Washer 6	6	6	6	6	6	6	6	6	6	6
31	900.37.226	B900.37.226	变速杆罩压板	Gearshift cover platen	1	1	1	1	1	1	1	1	1	1
32	900.37.225	B900.37.225	变速杆罩	Gearshift cover	1	1	1	1	1	1	1	1	1	1
33	GB/T308	D13-308-11.906	钢球11.906(15/32")	Steel ball 11.906(15/32 " s)	1	1	1	1	1	1	1	1	1	1
34	800.37.205	B800.37.205	爬行档自锁弹簧	Crawl along file from the lock spring coil	1	1	1	1	1	1	1	1	1	1



变速箱总成(一)
Gearbox Assembly(I)

离合器总成 (一)

Clutch Assembly (I)

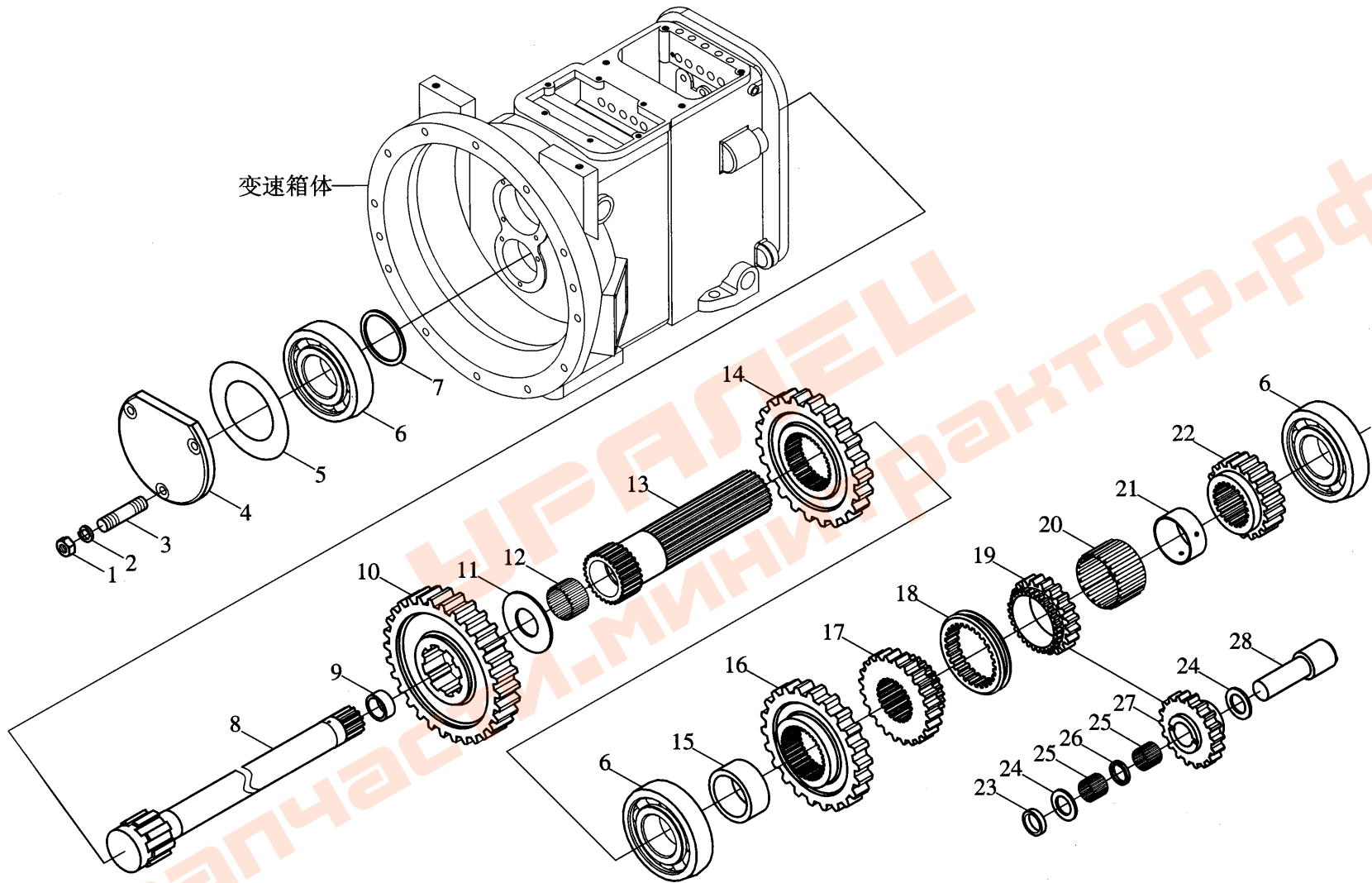
序号 Ser.No.	代号 Part No.	物料代码 ERP No.	名称	Name	数量 Qty.										
					650	654	700	704	750	754	800	804	850	854	
1	800.37S.014	B800.37S.014	梭行档拨头轴焊合件	Shift rod	1	1	1	1	1	1	1	1	1	1	1
2	800.37.316	B800.37.316	定位板	Fixed plate	1	1	1	1	1	1	1	1	1	1	1
3	GB/T93	D05-93-10D	垫圈10	Washer 10	1	1	1	1	1	1	1	1	1	1	1
4	GB/T5783	D01-5783-10*20	螺栓M10*20	Bolt M10×20	1	1	1	1	1	1	1	1	1	1	1
5	700.43.134-1	B700.43.134-1	右旋连接叉	Connecting fork(right)	1	1	1	1	1	1	1	1	1	1	1
6	GB/T97.1	D05-97.1-10	垫圈10	Washer 10	2	2	2	2	2	2	2	2	2	2	2
7	GB/T91	D09-91-3.2*22	销3.2*22	Pin 3.2×22	2	2	2	2	2	2	2	2	2	2	2
8	800.37S.017	B800.37S.017	拉杆焊合件		1	1	1	1	1	1	1	1	1	1	1
9	800.37S.015	B800.37S.015	摇臂轴焊合件	Rocker arm weldment	1	1	1	1	1	1	1	1	1	1	1
10	GB/T894.1	D06-894.1-22	挡圈22	Washer 22	1	1	1	1	1	1	1	1	1	1	1
11	GB/T97.1	D06-97.1-12	垫圈22	Washer 22	1	1	1	1	1	1	1	1	1	1	1
12	800.37S.319	B800.37S.319	衬套		1	1	1	1	1	1	1	1	1	1	1
13	GB/T879.1	D09-879.1-8*32	销8*32	Pin 8×32	1	1	1	1	1	1	1	1	1	1	1
14	800.37S.016	B800.37S.016	操纵杆焊合件	Clevis pin with head B10×30	1	1	1	1	1	1	1	1	1	1	1
15	GB/T 343		低碳钢丝SZ-1.40	Low carbon steel wire SZ-1.40	1	1	1	1	1	1	1	1	1	1	1
16	700.37.109	B700.37.109	止动螺钉	Thrust bolt	2	2	2	2	2	2	2	2	2	2	2
17	800.37.312	B800.37.312	爬行档拨头	Gearshift dog	1	1	1	1	1	1	1	1	1	1	1
18	800.37.203	B800.37.203	爬行档拨叉	Shift fork,high and low gear	1	1	1	1	1	1	1	1	1	1	1
19	800.37.204C	B800.37.204C	爬行档拨叉轴	Shift fork shaft	1	1	1	1	1	1	1	1	1	1	1
20	GB/T3452.1	D07-3452.1-17*1.8G	O形密封圈17×1.8G	O-seal ring 17×1.8G	1	1	1	1	1	1	1	1	1	1	1
21	GB/T6170	D03-6170-10	螺母M10	Nut M10	1	1	1	1	1	1	1	1	1	1	1
22	900.37S.025	B900.37S.025	副变速操纵手柄总成	Auxiliary gearshift lever assembly	1	1	1	1	1	1	1	1	1	1	1
23	梭行档操纵机构														

变速箱总成<加强型>(二)

Gearbox Assembly (Strengthened model) (II)

序号 Ser.No.	代号 Part No.	物料代码 ERP No.	名称	Name	数量 Qty.										
					650	654	700	704	750	754	800	804	850	854	
1	800.37.102	B800.37.102	第一轴承座	I bearing housing	1	1	1	1	1	1	1	1	1	1	1
	800.37.371 ^①	B800.37.371	第一轴承座	I bearing housing	1	1	1	1	1	1	1	1	1	1	1
2	700.37.185	B700.37.185	O形圈	O-real ring	1	1	1	1	1	1	1	1	1	1	1
3	GB/T 9877.1	D07-9877.1-45×62×8-F	油封FB45×62×8	Oil sealing FB45×62×8	1	1	1	1	1	1	1	1	1	1	1
4	GB/T6170	D03-6170-10	螺母M10	Nut M10	4	4	4	4	4	4	4	4	4	4	4
5	GB/T 93	D05-93-10	垫圈10	Washer 10	4	4	4	4	4	4	4	4	4	4	4
6	GB/T 898	D04-898-10×20	双头螺柱M10×20	Bolt M10×20	4	4	4	4	4	4	4	4	4	4	4
7	GB/T 296	D06-296-3211A	轴承3211A	Bearing 3211A	1	1	1	1	1	1	1	1	1	1	1
8	800.37.108/108B	B800.37.108/108B	功率主动轴齿轮	Driving precision bearing	1	1	1	1	1	1	1	1	1	1	1
	800.37.108A/108E ^①	B800.37.108/109B	功率主动轴齿轮	Driving precision bearing	1	1	1	1	1	1	1	1	1	1	1
9	GB/T 9877.1	D07-9877.1-30×40×7-F	油封FB30×40×7	Oil sealing FB30×40×7	1	1	1	1	1	1	1	1	1	1	1
10	800.37.194	B800.37.194/W	轴承垫圈	Washer	1	1	1	1	1	1	1	1	1	1	1
11	GB/T 5846	D06-5846-K354225	滚针轴承K35 42 25	Bearing K35 42 25	1	1	1	1	1	1	1	1	1	1	1
12	800.37.112	B800.37.112	间隙垫圈	Clearance adjusting shim	1	1	1	1	1	1	1	1	1	1	1
13	800.37.103	B800.37.103	常啮合主动齿轮	Constant engaging driving gear	1	1	1	1	1	1	1	1	1	1	1
14	GB/T 283	D06-283-NUP211E	轴承NUP211E	Bearing NUP211E	1	1	1	1	1	1	1	1	1	1	1
15	800.37.104	B800.37.104	第一轴	I shaft	1	1	1	1	1	1	1	1	1	1	1
	800.37.104A ^①	B800.37.104A	第一轴	I shaft	1	1	1	1	1	1	1	1	1	1	1
16	GB/T 5846	D06-5846-K303825	滚针轴承K30 38 25	Bearing K30 38 25	1	1	1	1	1	1	1	1	1	1	1
17	800.37.140	B800.37.140	三四档啮合座	III-IV gear engaged seat	1	1	1	1	1	1	1	1	1	1	1
18	800.37.142	B800.37.142	三四档啮合套	III-IV gear engaged sleeve	1	1	1	1	1	1	1	1	1	1	1
19	800.37.105	B800.37.105	二轴三档齿轮	III gear , II shaft	1	1	1	1	1	1	1	1	1	1	1

^① 带独立离合机型专用

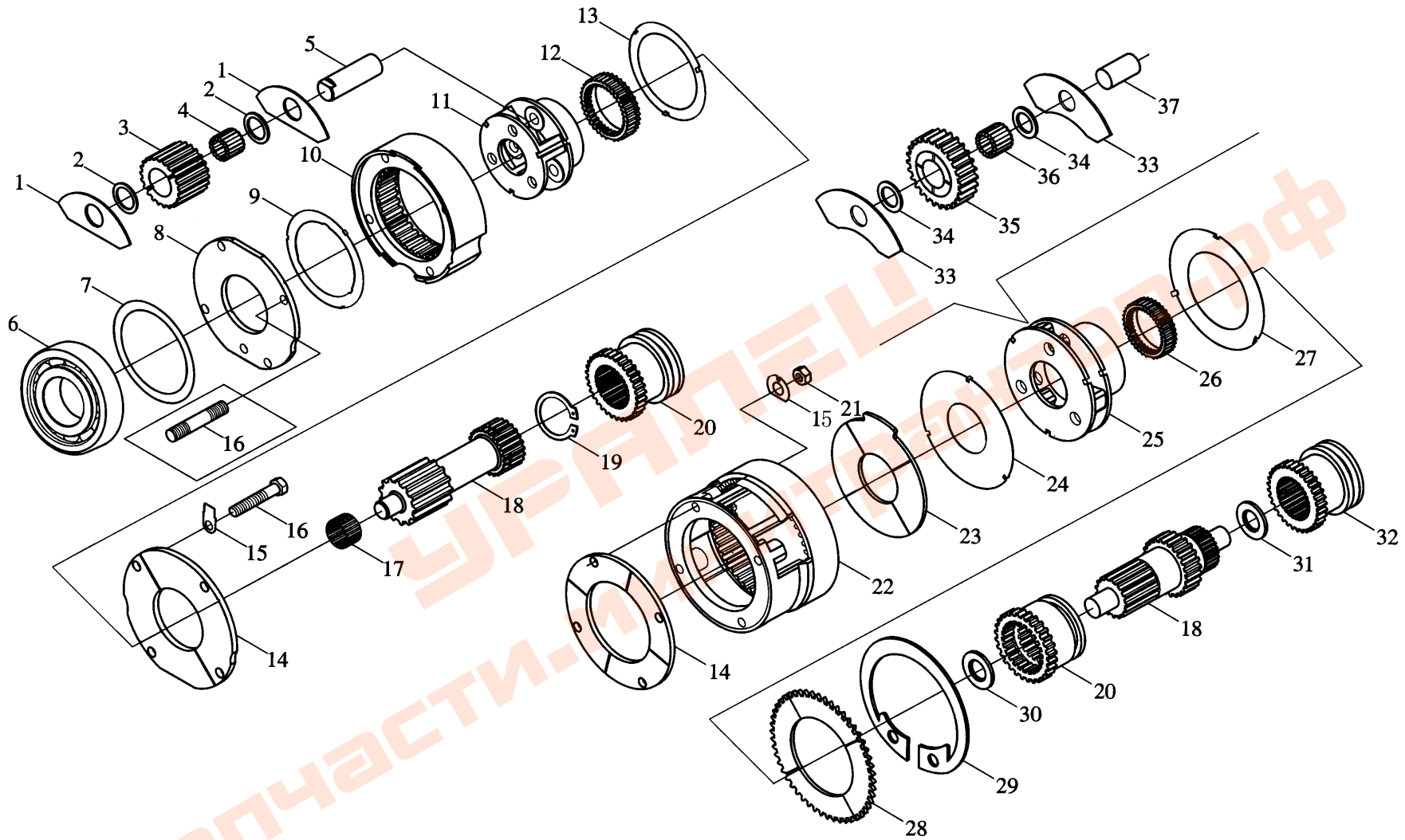


变速箱总成<加强型>(三)
Gearbox Assembly (Strengthened model) (III)

变速箱总成<加强型>(三)

Gearbox Assembly (Strengthened model) (III)

序号 Ser.No.	代号 Part No.	物料代码 ERP No.	名称	Name	数量 Qty.										
					650	654	700	704	750	754	800	804	850	854	
1	GB/T 6170	D03-6170-10	螺母M10	Nut M10	3	3	3	3	3	3	3	3	3	3	3
2	GB/T 93	D05-93-10	垫圈10	Washer 10	3	3	3	3	3	3	3	3	3	3	3
3	GB/T 898	D04-898-GM10-10×20	双头螺柱GM10-M10×20	Bolt GM10-M10×20	3	3	3	3	3	3	3	3	3	3	3
4	800.37.141	B800.37.141	动力轴承盖	Cover of bearing	1	1	1	1	1	1	1	1	1	1	1
5	800.37.187	B800.37.187	功率轴承盖调整垫片	Adjusting shim	△	△	△	△	△	△	△	△	△	△	△
6	GB/T 276	D06-276-6211	深沟球轴承6211	Deep roller bearing 6211	3	3	3	3	3	3	3	3	3	3	3
7	800.37.193	B800.37.193/W	间隙垫圈	Clearance adjusting shim	1	1	1	1	1	1	1	1	1	1	1
8	800.37.173	B800.37.173	功率输出轴	Front shaft ,PTO	1	1	1	1	1	1	1	1	1	1	1
9	700.37.182	B700.37.182	动力输出前轴衬套	Bush ,PTO	1	1	1	1	1	1	1	1	1	1	1
10	800.37.138/138B	B800.37.138/138B	功率轴被动齿轮	Driven gear ,PTO	1	1	1	1	1	1	1	1	1	1	1
11	800.37.135	B800.37.135/W	动力输出中间轴止推片	Thrust ring	1	1	1	1	1	1	1	1	1	1	1
12	GB/T 5846	D06-5846-K354721	滚针轴承K35 47 21	Rolling bearing K35 47 21	1	1	1	1	1	1	1	1	1	1	1
13	800.37.114	B800.37.114	中间轴	Middle shaft	1	1	1	1	1	1	1	1	1	1	1
14	800.37.121	B800.37.121	常啮合被动齿轮	Constant engaging driven gear	1	1	1	1	1	1	1	1	1	1	1
15	800.37.120	B800.37.120	隔套一	Bush (I)	1	1	1	1	1	1	1	1	1	1	1
16	800.37.119	B800.37.119	中间轴三档齿轮	III gear ,middle shaft	1	1	1	1	1	1	1	1	1	1	1
17	800.37.116	B800.37.116	中间轴二档齿轮	II gear ,middle shaft	1	1	1	1	1	1	1	1	1	1	1
18	800.37.190	B800.37.190	倒档啮合套	Engaging seat , reverse gear	1	1	1	1	1	1	1	1	1	1	1
19	800.37.188	B800.37.188	倒档主动齿轮	Reverse gear	1	1	1	1	1	1	1	1	1	1	1
20	GB/T 5846	D06-5846-K626829	滚针轴承K62 68 29	Rolling bearing K62 68 29	1	1	1	1	1	1	1	1	1	1	1
21	800.37.189	B800.37.189	低档齿轮衬套	Bush ,lower speed gear	1	1	1	1	1	1	1	1	1	1	1
22	800.37.118	B800.37.118	中间轴一档齿轮	I gear ,middle shaft	1	1	1	1	1	1	1	1	1	1	1
△适量 Just right amout															



变速箱总成<加强型>(四)
Gearbox Assembly (Strengthened model) (IV)

变速箱总成<加强型>(四)

Gearbox Assembly (Strengthened model) (IV)

序号 Ser.No.	代号 Part No.	物料代码 ERP No.	名称	Name	数量 Qty.															
					650	654	700	704	750	754	800	804	850	854						
1	800.37.145/B	B800.37.145/B	行星齿轮挡板	Thrust plate, planetary gear		6	6	6	6	6	6	6	6	6	6	6	6	6	6	6
2	800.37.146/W	B800.37.146/W	行星齿轮滚针隔圈	Needle spacer , planetary gear		6	6	6	6	6	6	6	6	6	6	6	6	6	6	6
3	800.37.166-1	B800.37.166-1	行星齿轮	Planetary gear		6	6	6	6	6	6	6	6	6	6	6	6	6	6	6
	800.37S.166 ^②	B800.37S.166	行星齿轮	Planetary gear		6	6	6	6	6	6	6	6	6	6	6	6	6	6	6
4	GB/T 309	D06-309-3.5×29.8	滚针3.5×29.8	Needle 3.5×29.8		57	57	57	57	57	57	57	57	57	57	57	57	57	57	57
5	800.37.163	B800.37.163	行星齿轮轴	Planetary gear shaft		3	3	3	3	3	3	3	3	3	3	3	3	3	3	3
6	GB/T 276	D06-276-6211	深沟球轴承6211	Bearing 6211		1	1	1	1	1	1	1	1	1	1	1	1	1	1	1
7	700.37.187	B700.37.187	功率轴承盖调整片	Adjusting shim		△	△	△	△	△	△	△	△	△	△	△	△	△	△	△
8	800.37.149/W	B800.37.149/W	行星齿座垫板	Gasket ,planetary gear seat		1	1	1	1	1	1	1	1	1	1	1	1	1	1	1
9	700.37.165	B700.37.165	行星齿座垫板	Gasket ,planetary gear seat		1	1	1	1	1	1	1	1	1	1	1	1	1	1	1
10	800.37.147-2	B800.37.147-2	行星内齿轮	Planetary inner gear		1	1	1	1	1	1	1	1	1	1	1	1	1	1	1
	800.37.147A-2 ^①	B800.37.147A-2	行星内齿轮	Planetary inner gear		1	1	1	1	1	1	1	1	1	1	1	1	1	1	1
	800.37S.147 ^②	B800.37S.147	行星内齿轮	Planetary inner gear		1	1	1	1	1	1	1	1	1	1	1	1	1	1	1
11	800.37.162-1	B800.37.162-1	行星齿轮架	Planetary gear housing		1	1	1	1	1	1	1	1	1	1	1	1	1	1	1
	800.37S.162 ^②	B800.37S.162	行星齿轮架	Planetary gear housing		1	1	1	1	1	1	1	1	1	1	1	1	1	1	1
12	800.37.167	B800.37.167	行星齿座内齿圈	Inner gear ring, planetary gear housing		1	1	1	1	1	1	1	1	1	1	1	1	1	1	1
13	800.37.164	B800.37.164	行星架垫片(大)	Gasket ,planetary gear seat		1	1	1	1	1	1	1	1	1	1	1	1	1	1	1
14	700.37.148	B700.37.148	行星齿座盖板	Cover, planetary gear seat		1	1	1	1	1	1	1	1	1	1	1	1	1	1	1
	800.37.148A ^{①②}	B800.37.148A	行星齿座盖板	Cover, planetary gear seat		1	1	1	1	1	1	1	1	1	1	1	1	1	1	1
15	GB/T 93	D05-93-12	垫圈12	Washer 12		4	4	4	4	4	4	4	4	4	4	4	4	4	4	4
16	GB/T 5782	D01-5782-12×80	螺栓M12×80	Bolt M12×80		4	4	4	4	4	4	4	4	4	4	4	4	4	4	4
17	GB/T 5846	D06-5846-K202620	滚针轴承K20 26 20	Bearing K20 26 20		1	1	1	1	1	1	1	1	1	1	1	1	1	1	1

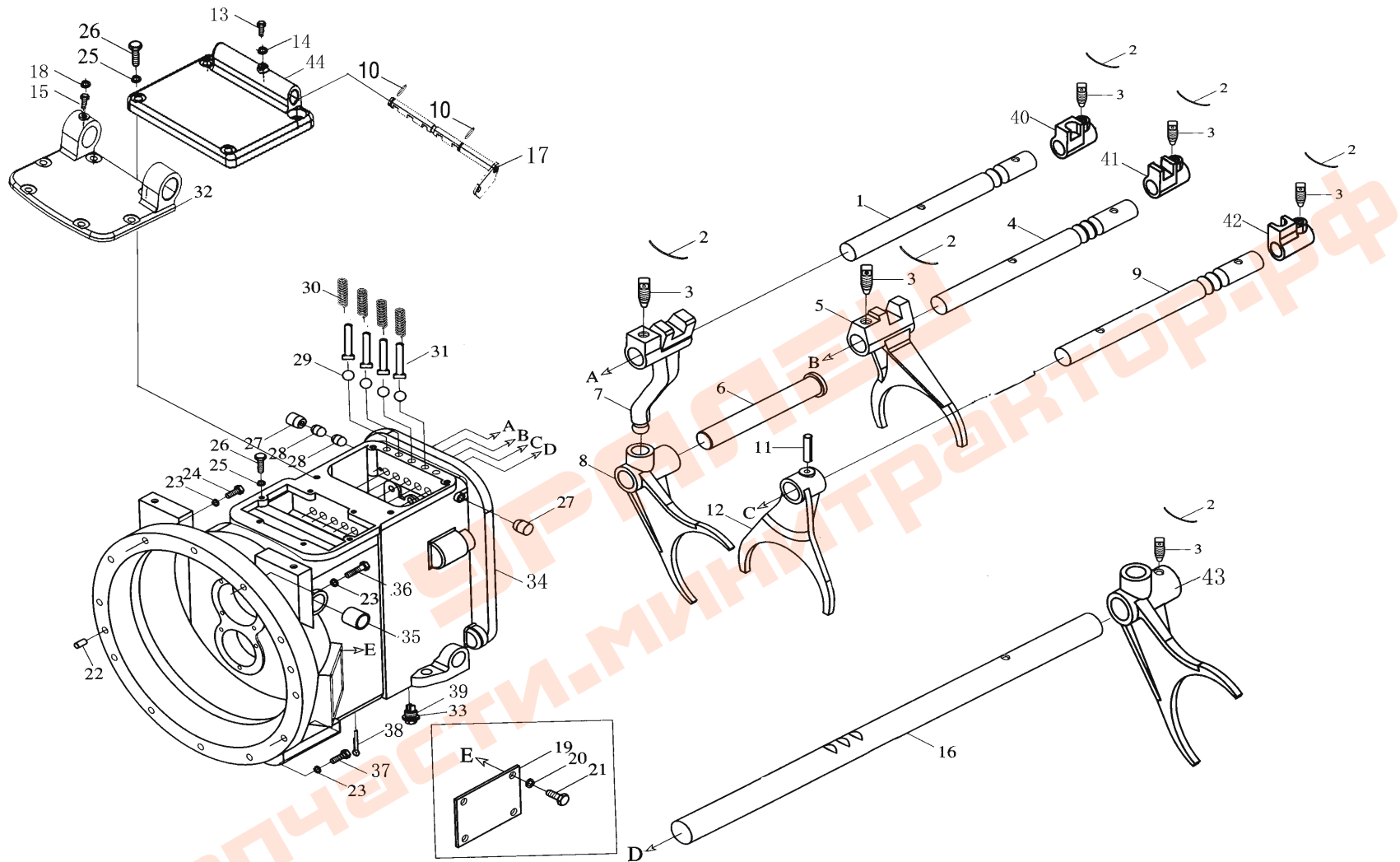
△适量 Just right amount ^①带爬行档机型专用 Special for creeper ^②带梭行档机型专用 Special for creeper

续. 变速箱总成<加强型>(四)

Cont. Gearbox Assembly (Strengthened model) (IV)

序号 Ser.No.	代号 Part No.	物料代码 ERP No.	名称	Name	数量 Qty.											
					650	654	700	704	750	754	800	804	850	854		
18	800.37.172-1	B800.37.172-1	传动齿轮轴	Transmission gear shaft		1	1	1	1	1	1	1	1	1	1	1
	800.37.202-1 ^①	B800.37.202-1	爬行档齿轮轴	Transmission gear shaft		1	1	1	1	1	1	1	1	1	1	1
	800.37S.202 ^②	B800.37S.202	爬行档齿轮轴	Transmission gear shaft		1	1	1	1	1	1	1	1	1	1	1
19	GB/T 894.1	D10-894.1-42	轴用弹性挡圈-A型42	Circlip 42		1	1	1	1	1	1	1	1	1	1	1
20	800.37.150-1	B800.37.150-1	第二轴传动齿套	Transmission gear sleeve, II shaft		1	1	1	1	1	1	1	1	1	1	1
	800.37.150A-1 ^①	B800.37.150A-1	第二轴传动齿套	Transmission gear sleeve, II shaft		1	1	1	1	1	1	1	1	1	1	1
	800.37S.150 ^②	B800.37S.150	第二轴传动齿套	Transmission gear sleeve, II shaft		1	1	1	1	1	1	1	1	1	1	1
21	GB/T 6171	D03-6171-12×1.25	螺母M12×1.25	Nut M12×1.25		4	4	4	4	4	4	4	4	4	4	4
22	800.37.021 ^①	B800.37.021	行星大齿圈焊合件	Gear ring weldment ,planetary gear housing		1	1	1	1	1	1	1	1	1	1	1
	800.37S.210 ^②	B800.37S.210	行星大齿圈	Gear ring weldment ,planetary gear housing		1	1	1	1	1	1	1	1	1	1	1
23	800.37.211 ^①	B800.37.211	爬行档隔板	plate		1	1	1	1	1	1	1	1	1	1	1
	800.37S.211 ^②	B800.37S.211	爬行档隔板	plate		1	1	1	1	1	1	1	1	1	1	1
24	800.37.212 ^①	B800.37.212	爬行档前垫片	Rear Washer		1	1	1	1	1	1	1	1	1	1	1
	800.37S.212 ^②	B800.37S.212	爬行档前垫片	Rear Washer		1	1	1	1	1	1	1	1	1	1	1
25	800.37.213 ^①	B800.37.213	爬行档行星齿轮座	planetary gear housing		1	1	1	1	1	1	1	1	1	1	1
	800.37S.213 ^②	B800.37S.213	爬行档行星齿轮座	planetary gear housing		1	1	1	1	1	1	1	1	1	1	1
26	700.37.167-1	B700.37.167-1	行星齿座内齿圈	Inner gear ring, planetary gear housing		1	1	1	1	1	1	1	1	1	1	1
27	800.37.214 ^①	B800.37.214	爬行档后垫片	Front washer		1	1	1	1	1	1	1	1	1	1	1
	800.37S.214 ^②	B800.37S.214	爬行档后垫片	Front washer		1	1	1	1	1	1	1	1	1	1	1
28	800.37.215 ^①	B800.37.215	爬行档后档板	Stop plate		1	1	1	1	1	1	1	1	1	1	1
	800.37S.215 ^②	B800.37S.215	爬行档后档板	Stop plate		1	1	1	1	1	1	1	1	1	1	1
29	GB/T 893.1	D10-893.1-180	孔用弹性挡圈-A型180	Circlip 180		1	1	1	1	1	1	1	1	1	1	1

①带爬行档机型专用 Special for creeper ②带梭行档机型专用 Special for creeper



变速箱总成<加强型>(五)
Gearbox Assembly (Strengthened model) (V)

变速箱总成<加强型>(五)侧置

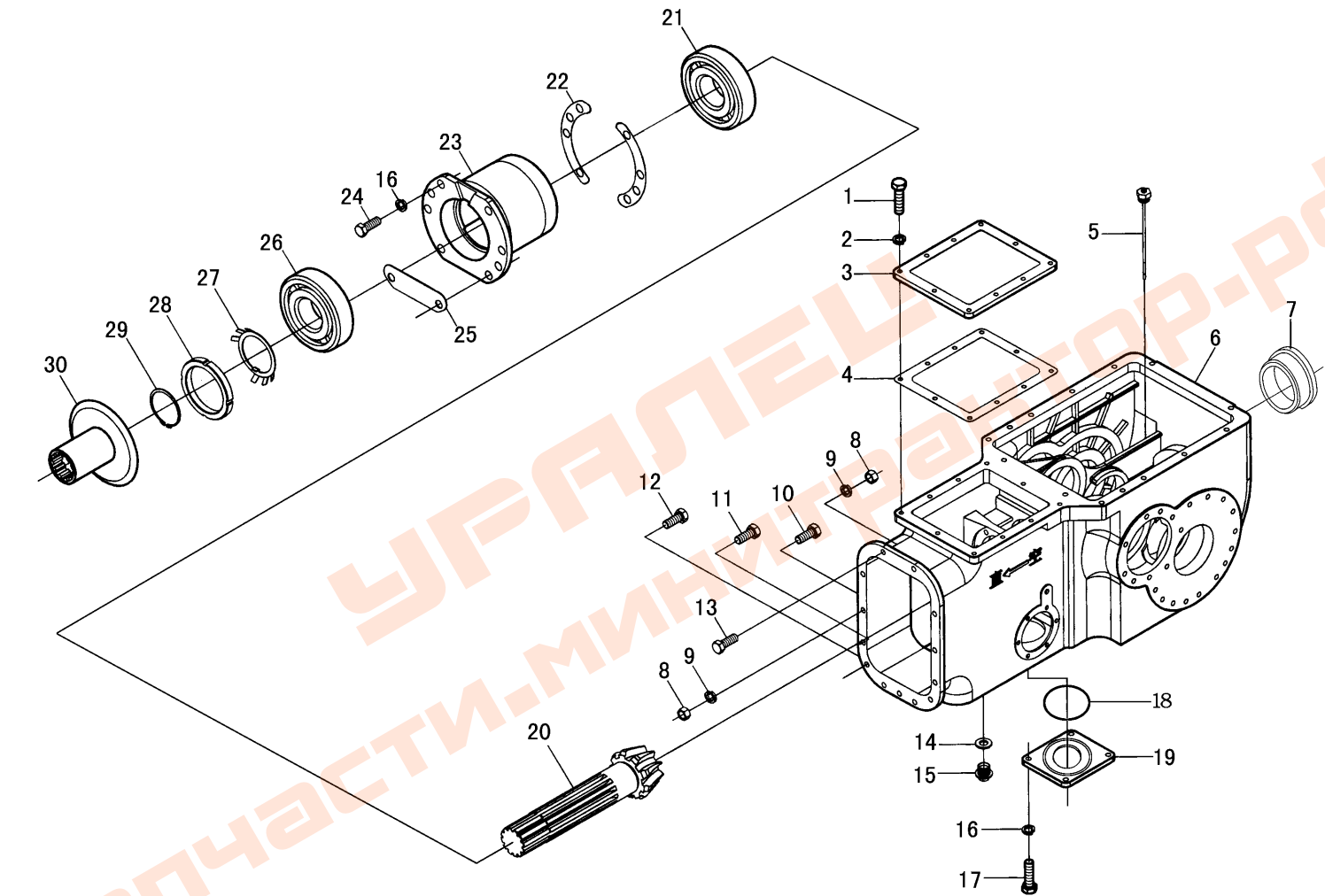
Gearbox Assembly (Strengthened model) (V)

序号 Ser.No.	代号 Part No.	物料代码 ERP No.	名称	Name	数量 Qty.										
					650	654	700	704	750	754	800	804	850	854	
1	800.37.123C	B800.37.123C	倒档换挡轴	Pour file to shift gear stalk	1	1	1	1	1	1	1	1	1	1	1
2	GB/T 343		低碳钢丝SZ-1.40	Low carbon steel wire SZ-1.40	7	7	7	7	7	7	7	7	7	7	7
3	700.37.109	B700.37.109	止动螺钉	Thrust bolt	7	7	7	7	7	7	7	7	7	7	7
4	800.37.125C	B800.37.125C	一二档换挡轴	Gear change shaft , I and II gear	1	1	1	1	1	1	1	1	1	1	1
5	800.37.128	B800.37.128	一二档换拨叉	Shift fork , I and II gear	1	1	1	1	1	1	1	1	1	1	1
6	800.37.192	B800.37.192	倒档中间拨叉轴	Middle shift fork shaft,reverse gear	1	1	1	1	1	1	1	1	1	1	1
7	800.37.127	B800.37.127	倒档拨杆	Shift block for reverse gear	1	1	1	1	1	1	1	1	1	1	1
8	800.37.191-1	B800.37.191-1	倒档拨叉	Shift fork ,reverse gear	1	1	1	1	1	1	1	1	1	1	1
9	800.37.124C	B800.37.124C	三四档换挡轴	Gear change shaft ,III and IV gear	1	1	1	1	1	1	1	1	1	1	1
10	GB/T3452.1	D07-3452.1-11.2×1.8	O形密封圈11.2*1.8	The O form seals completely a turn 11.2*1.8	1	1	1	1	1	1	1	1	1	1	1
11	GB/T 879	D09-879-5×32	弹性圆柱销5×32	Parallel pin 5×32	1	1	1	1	1	1	1	1	1	1	1
12	800.37.129	B800.37.129	三四档拨叉	Shift fork ,III and IV gear	1	1	1	1	1	1	1	1	1	1	1
13	GB/T5783	D01-5783-6×12	螺栓M6*12	Bolt M6×12	1	1	1	1	1	1	1	1	1	1	1
14	GB/T93	D05-93-6	垫圈6	Washer 6	1	1	1	1	1	1	1	1	1	1	1
15	GB/T72	D02-72-8×22	开槽锥端定位螺钉M8*22	Open a slot awl to carry fixed position bolt M 8*22	1	1	1	1	1	1	1	1	1	1	1
16	800.37.122C	B800.37.122C	高低档拨叉轴	The height file stirs fork stalk	1	1	1	1	1	1	1	1	1	1	1
17	800.37.033	B800.37.033	摇臂轴焊合件	Shake arm stalk the Han match a piece	1	1	1	1	1	1	1	1	1	1	1
18	GB/T6170	D03-6170-8	螺母M8	The Luo female M8	1	1	1	1	1	1	1	1	1	1	1
19	700.37.181	B700.37.181	观察孔盖板	Cover plate of observation	1	1	1	1	1	1	1	1	1	1	1
20	GB/T 93	D03-93-8	垫圈8	Washer 10	4	4	4	4	4	4	4	4	4	4	4
21	GB/T 5783	D01-8782-8×16	螺栓M8×16	Bolt M8×16	4	4	4	4	4	4	4	4	4	4	4
22	GB/T 119	D09-119-12×24	销B12×24	Pin B12×24	2	2	2	2	2	2	2	2	2	2	2

续. 变速箱总成<加强型>(五)侧置

Gearbox Assembly (Strengthened model) (V)

序号 Ser.No.	代号 Part No.	物料代码 ERP No.	名称	Name	数量 Qty.											
					650	654	700	704	750	754	800	804	850	854		
23	GB/T 93	D05-93-12	垫圈12	Washer 12		12	12	12	12	12	12	12	12	12	12	12
24	GB/T 5783	D01-5783-12×40	螺栓M12×40	Bolt M12×40		9	9	9	9	9	9	9	9	9	9	9
25	GB/T 93	D05-93-10	垫圈10	Washer 10		8	8	8	8	8	8	8	8	8	8	8
26	GB/T 5783	D01-5783-10×30	螺栓M10×30	Bolt M10×30		6	6	6	6	6	6	6	6	6	6	6
27	800.37.197	B800.37.197	堵头	Plug		2	2	2	2	2	2	2	2	2	2	2
28	GB/T308	D13-308-11.509	钢球11.509G10	Steel ball 11.509 G10s		2	2	2	2	2	2	2	2	2	2	2
29	GB/T308-1989	D13-308-10	钢球10G100b	The steel ball 10 G100 b		4	4	4	4	4	4	4	4	4	4	4
30	800.37.191-1	B800.37.191-1	弹簧	Spring coil		4	4	4	4	4	4	4	4	4	4	4
31	800.37.324-1	B800.37.324-1	限位销	The limit sells		4	4	4	4	4	4	4	4	4	4	4
32	800.37.198	B800.37.198	前盖板	Ex- cover plank		1	1	1	1	1	1	1	1	1	1	1
33	700.37.175	B700.37.175	螺塞垫圈	Washer		1	1	1	1	1	1	1	1	1	1	1
34	800.37.101C	B800.37.101C	变速箱体	Gearbox housing		1	1	1	1	1	1	1	1	1	1	1
35	300.21.115	B300.21.115	衬套	Sleeve		2	2	2	2	2	2	2	2	2	2	2
36	GB/T 5782	D01-5782-12×90	螺栓M12×90	Bolt M12×90		2	2	2	2	2	2	2	2	2	2	2
37	GB/T 5783	D01-5783-12×50	螺栓M12×50	Bolt M12×50		1	1	1	1	1	1	1	1	1	1	1
38	GB/T 91	D09-91-6.3×30	开口销6.3×30	Split pin 6.3×30		1	1	1	1	1	1	1	1	1	1	1
39	700.37.176	B700.37.176	螺塞	Plug		1	1	1	1	1	1	1	1	1	1	1
40	800.37.318	B800.37.318	倒档拔头	Pour file to pull out a head		1	1	1	1	1	1	1	1	1	1	1
41	800.37.319	B800.37.320	一二档拔头	I、II files pull out a head		1	1	1	1	1	1	1	1	1	1	1
42	800.37.320	B800.37.320	三四档拨头	III、IV files stir a head		1	1	1	1	1	1	1	1	1	1	1
43	800.37.322	B800.37.322	快慢档拨叉	The rate of speed file pulls out fork		1	1	1	1	1	1	1	1	1	1	1
44	800.37.032	B800.37.032	变速箱盖总成	Become soon the box cover total become		1	1	1	1	1	1	1	1	1	1	1

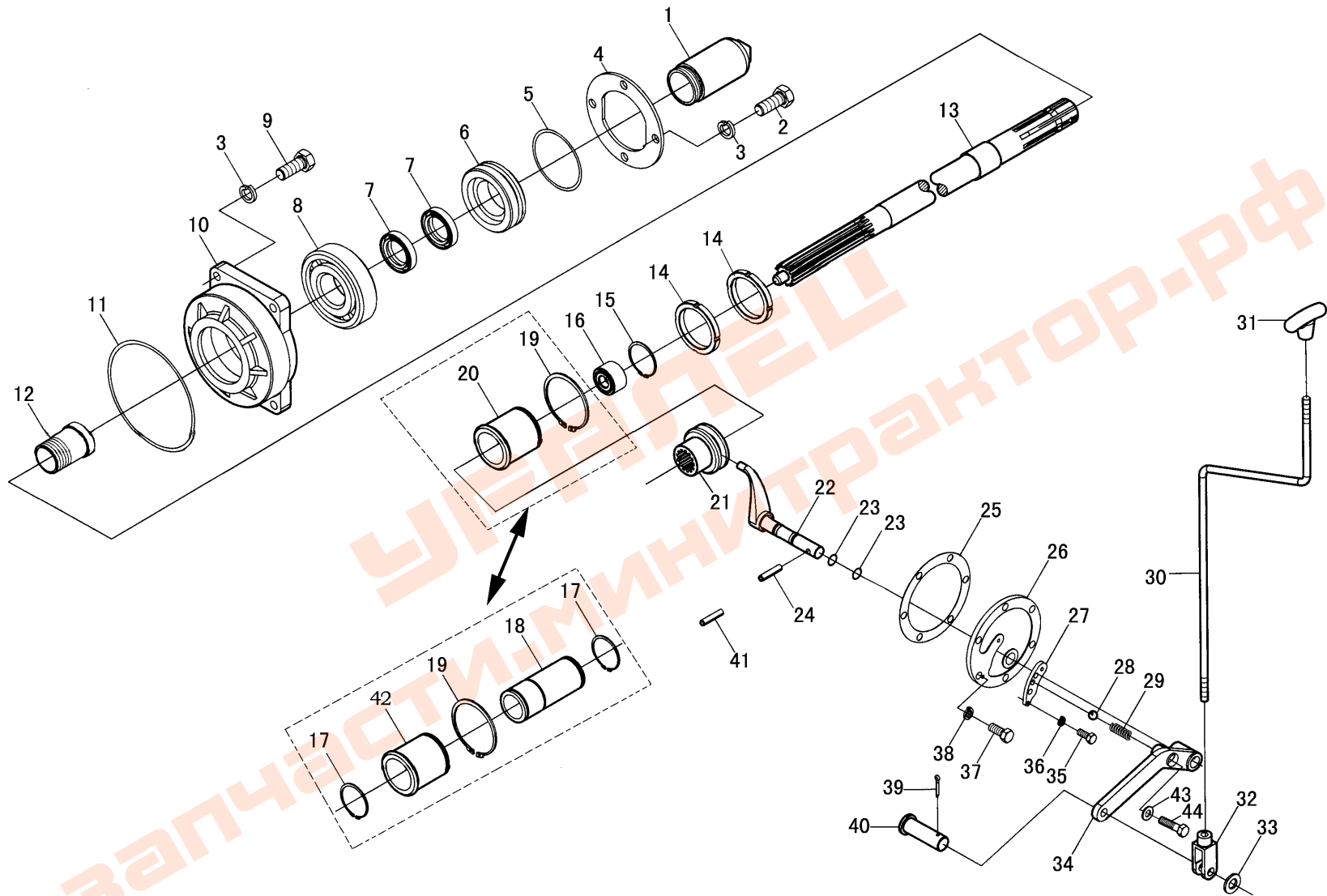


后桥总成 (一)
Rear Axle Assembly (I)

后桥总成 (一)

Rear Axle Assembly (I)

序号 Ser.No.	代号 Part No.	物料代码 ERP No.	名称	Name	数量 Qty.									
					650	654	700	704	750	754	800	804	850	854
1	GB/T5783	D01-5783-10×30	螺栓M10×30	Bolt M10×30	10	10	10	10	10	10	10	10	10	10
2	GB/T93	D05-93-10	垫圈10	Washer 10	10	10	10	10	10	10	10	10	10	10
3	700.38.103-2	B700.38.103-2	后上盖	Rear upper cover	1	1	1	1	1	1	1	1	1	1
4	700.38.104	B700.38.104	后上盖纸垫	Gasket of rear upper cover	1	1	1	1	1	1	1	1	1	1
5	700.38.030	B700.38.030	油尺总成	Dipstick assembly	1	1	1	1	1	1	1	1	1	1
6	700.38A.101	B700.38A.101/J	后桥壳体	Rear axle housing	1	1	1	1	1	1	1	1	1	1
	800.38.101B	B800.38.101B/J	后桥壳体	Rear axle housing	1									
7	700.38.220	B700.38.220/W	防尘盖	Safety guard		1	1	1	1	1	1	1	1	1
8	GB/T6170	D03-6170-14	螺母M14	Nut M14	10	10	10	10	10	10	10	10	10	10
9	GB/T93	D10-93-14	垫圈14	Washer 14	13	13	13	13	13	13	13	13	13	13
10	GB/T5783	D01-5783-14×55	螺栓M14×55	Bolt M14×55	2	2	2	2	2	2	2	2	2	2
11	GB/T27	D01-27-14×50	铰制孔用螺栓M14×50	Bolt M14×50	2	2	2	2	2	2	2	2	2	2
12	GB/T5783	D01-5783-14×40	螺栓M14×40	Bolt M14×45	3	3	3	3	3	3	3	3	3	3
13	GB/T5783	D01-5783-14×55	螺栓M14×55	Bolt M14×55	6	6	6	6	6	6	6	6	6	6
14	JB/T982	D17-982-20	复合垫圈20	Washer 20	2	2	2	2	2	2	2	2	2	2
15	400.38.114	B400.38.114	放油螺塞	Drain screw	2	2	2	2	2	2	2	2	2	2
16	GB/T93	D05-93-12	垫圈12	Washer 12	10	10	10	10	10	10	10	10	10	10
17	GB/T5783	D01-5783-12×30	螺栓M12×30	Bolt M12×30	4	4	4	4	4	4	4	4	4	4
18	GB 3452.1	D07-3452.1-132×3.55	O形密封圈132×3.55	O-seal ring 132×3.55	1	1	1	1	1	1	1	1	1	1
19	700.38.213-1	B700.38.213/W	分动箱口盖	Cover of housing	1		1		1		1		1	
20	700.38.106-1	B700.38.106-1	主动弧齿锥齿轮	Driving angle gear with cambered gear	1									
	800.38.106	B800.38.106	主动弧齿锥齿轮	Driving angle gear with cambered gear		1	1	1	1	1	1	1	1	1



后桥总成 (二)
Rear Axle Assembly (II)

后桥总成 (二)

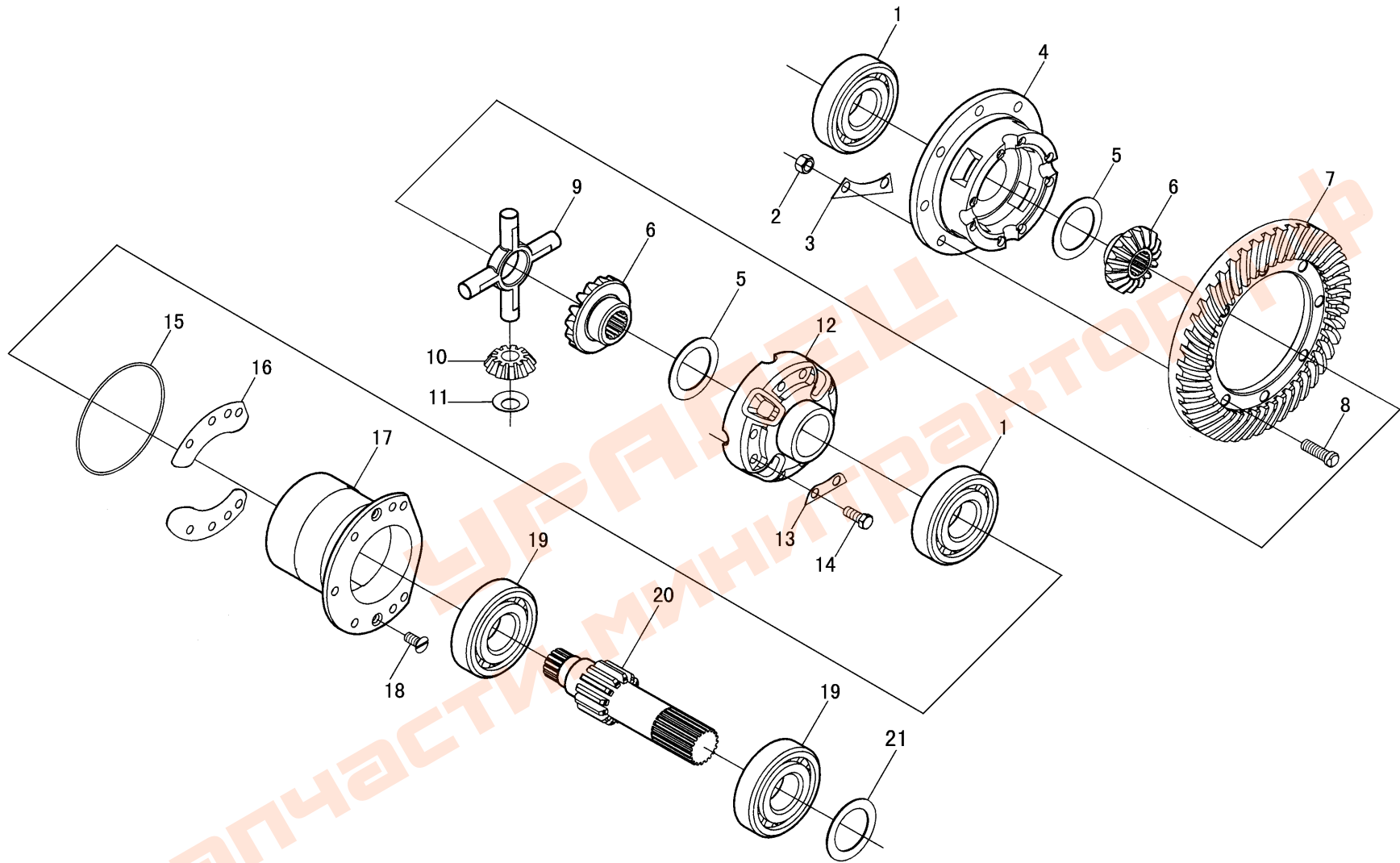
Rear Axle Assembly (II)

序号 Ser.No.	代号 Part No.	物料代码 ERP No.	名称	Name	数量 Qty.										
					650	654	700	704	750	754	800	804	850	854	
1	700.38.162	B700.38.162/W	防护罩	Safety guard	1	1	1	1	1	1	1	1	1	1	1
2	GB/T5783	D01-5783-12×25	螺栓M12×25	Bolt M12×25	4	4	4	4	4	4	4	4	4	4	1
3	GB/T93	D05-93-12	垫圈12	Washer 12	8	8	8	8	8	8	8	8	8	8	1
4	700.38.160	B700.38.160/B	压板	Pressure plate	1	1	1	1	1	1	1	1	1	1	1
5	GB 3452.1-1992	D07-3452.1-92×5.3	O形密封圈92×5.3	O-seal ring 92×5.3	1	1	1	1	1	1	1	1	1	1	1
6	700.38.161	B700.38.161/W	挡座	Stop bush seat	1	1	1	1	1	1	1	1	1	1	1
7	GB/T9877.1	D07-9877.1-50×72×8F	油封FB50×72×8	Oil sealing FB50×72×8	2	2	2	2	2	2	2	2	2	2	1
8	GB/T276	D06-276-6309	深沟球轴承6309	Deep groove ball bearing 6309	1	1	1	1	1	1	1	1	1	1	1
9	GB/T5783	D01-5783-12×40	螺栓M12×40	Bolt M12×40	4	4	4	4	4	4	4	4	4	4	11
10	700.38.159	B700.38.159/J	轴承座	Bearing housing	1	1	1	1	1	1	1	1	1	1	1
11	GB 3452.1	D07-3452.1-170×5.3	O形密封圈170×5.3	O-seal ring 170×5.3	1	1	1	1	1	1	1	1	1	1	1
12	700.38.158	B700.38.158/J	轴套	Shaft sleeve	1	1	1	1	1	1	1	1	1	1	1
13	700.38.156-1/156A-1	B700.38.156-1/156A-1	动力输出轴	PTO	1										
13	800.38.156/156A	B800.38.156/156A	动力输出轴	PTO		1	1	1	1	1	1	1	1	1	1
14	GB/T812	D01-812-45×1.5	螺母M45×1.5	Round nut M45×1.5	2	2	2	2	2	2	2	2	2	2	1
15	GB/T895.1	D10-895.1-42	孔用钢丝挡圈42	Roundwire snap ring for hole 42	1	1	1	1	1	1	1	1	1	1	1
16	GB/T12764	D06-12764-HK3524	滚针轴承HK3524	Needle roller bearing HK3524	1	1	1	1	1	1	1	1	1	1	1
17	GB/T894.1	D10-894.1-50	轴用弹性挡圈50	Circlip for shaft 50		2		2		2		2		2	
18	704.38.155	B704.38.155	动力输出轴轴承座	Bearing housing of PTO		1		1		1		1		1	
19	GB/T894.1	D10-894.1-65	轴用弹性挡圈65	Circlip for shaft 65	1		1		1		1		1		1
20	700.38.155-1/155A	B700.38.155-1/155A	轴承座	Bearing housing	1		1		1		1		1		1
21	700.38.157	B700.38.157	传动齿轮连接套	Connecting sleeve for transmission gear	1	1	1	1	1	1	1	1	1	1	1
22	700.38.024	B700.38.024	拨叉总成	Gear fork	1	1	1	1	1	1	1	1	1	1	1

续. 后桥总成 (二)

Cont. Rear Axle Assembly (II)

序号 Ser.No.	代号 Part No.	物料代码 ERP No.	名称	Name	数量 Qty.										
					650	654	700	704	750	754	800	804	850	854	
23	GB 3452.1	D07-3452.1-13.2×2.65	O形密封圈13.2×2.65	O-seal ring 13.2×2.65	2	2	2	2	2	2	2	2	2	2	2
24	GB/T879	D09-879-8×28	弹性圆柱销8×28	Spring -type straight pin 8×28	1	1	1	1	1	1	1	1	1	1	1
25	700.38.166	B700.38.166	拨叉座衬套	Seat gasket of gear fork	1	1	1	1	1	1	1	1	1	1	1
26	700.38.167-2	B700.38.167-2	拨叉座	Seat of gear fork	1	1	1	1	1	1	1	1	1	1	1
27	700.38.170	B700.38.170/J	拨叉手柄定位板	Locating plate for gear fork handle	1	1	1	1	1	1	1	1	1	1	1
28	GB/T308	D13-308-12	钢球12	Thrust ball bearing 12	1	1	1	1	1	1	1	1	1	1	1
29	700.38.165	B700.38.165	弹簧	Spring	1	1	1	1	1	1	1	1	1	1	1
30	700.38.502	B700.38.502/W	操纵杆	Control rod	1	1	1	1	1	1	1	1	1	1	1
31	700.38.051	B700.38.051	拉压手柄	Pull and pressure handle	1	1	1	1	1	1	1	1	1	1	1
32	700.38.503	B700.38.503/W	连接叉	Connecting fork	1	1	1	1	1	1	1	1	1	1	1
33	GB/T95	D05-95-12	垫圈12	Plain washer 12	1	1	1	1	1	1	1	1	1	1	1
34	700.38.501	B700.38.501/W	连接杆	Drawbar	1	1	1	1	1	1	1	1	1	1	1
35	GB/T5783	D01-5783-5×12	螺栓M5×12	Bolt M5×12	2	2	2	2	2	2	2	2	2	2	2
36	GB/T93	D05-93-5	垫圈5	Washer 5	2	2	2	2	2	2	2	2	2	2	2
37	GB/T5781	D01-5781-10×25	螺栓M10×25	Bolt M10×25	6	6	6	6	6	6	6	6	6	6	6
38	GB/T93	D05-93-10	垫圈10	Washer 10	6	6	6	6	6	6	6	6	6	6	6
39	GB/T91	D09-91-3.2×24	销3.2×24	Pin 3.2×24	1	1	1	1	1	1	1	1	1	1	1
40	GB/T882	D09-882-12×35	销轴B12×35	Clevis pin with head B12×35	1	1	1	1	1	1	1	1	1	1	1
41	GB/T879	D09-879-5×28	弹性圆柱销5×28	Spring -type straight pin 5×28	1	1	1	1	1	1	1	1	1	1	1
42	704.38.153	B704.38.153	轴承座	Bearing housing	1	1	1	1	1	1	1	1	1	1	1
43	GB/T6170	D03-6170-14	螺母M14	Nut M14	1	1	1	1	1	1	1	1	1	1	1
44	GB/T5783	D01-5783-14×30	螺栓M14×30	Bolt M14×30	1	1	1	1	1	1	1	1	1	1	1
45	GB/T276	D06-276-6010	轴承6010	Bearing6010		2		2		2		2		2	



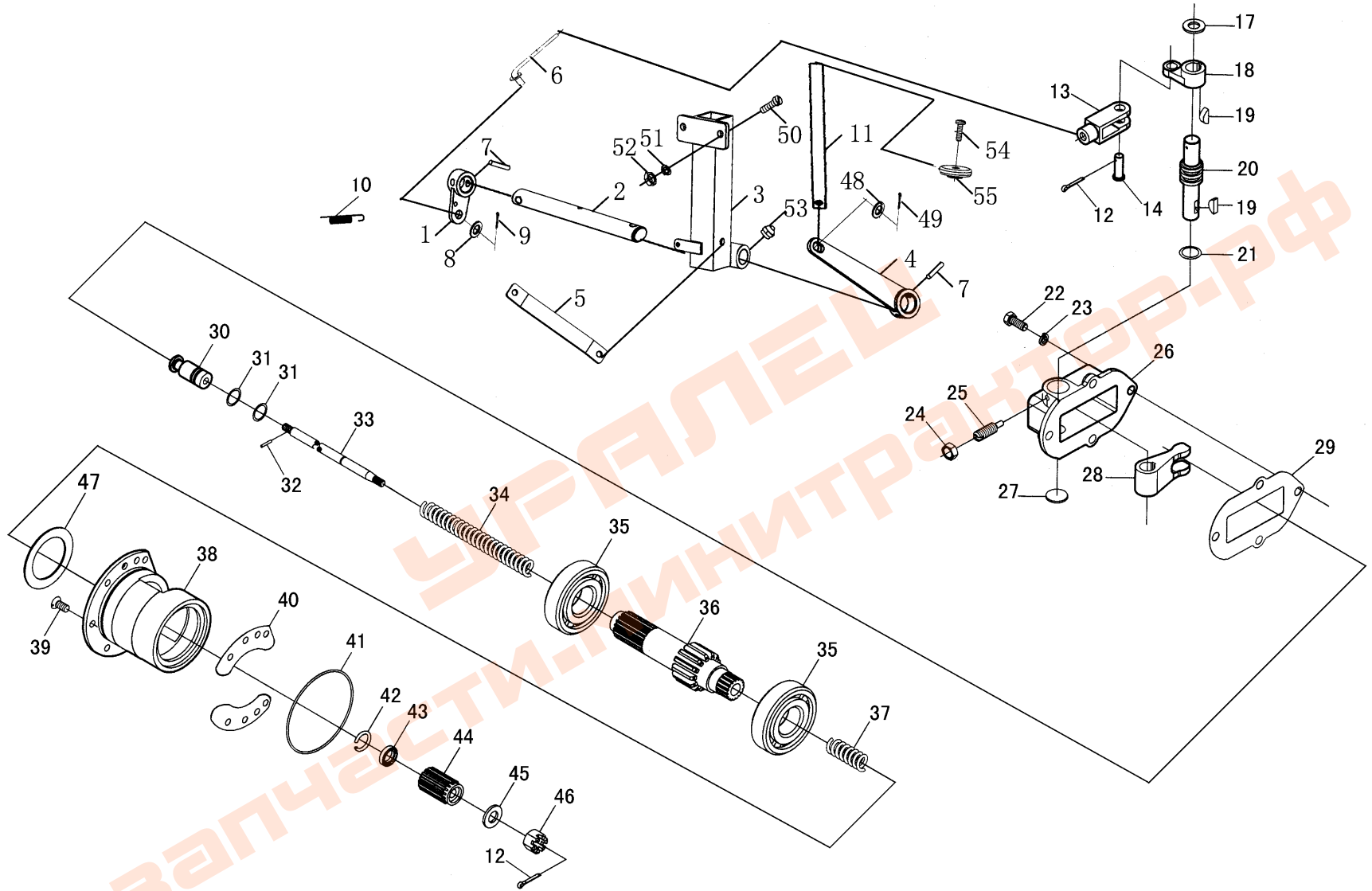
后桥总成 (三)
Rear Axle Assembly(III)

后桥总成 (三)

Rear Axle Assembly (III)

序号 Ser.No.	代号 Part No.	物料代码 ERP No.	名称	Name	数量 Qty.										
					650	654	700	704	750	754	800	804	850	854	
1	GB/T297	D06-297-30215	圆锥滚子轴承30215	Tapered roller bearing 30215	2	2	2	2	2	2	2	2	2	2	2
2	GB/T6170	D03-6170-14	螺母M14	Nut M14	8	8	8	8	8	8	8	8	8	8	8
3	700.38.112	B700.38.112/B	锁紧垫片	Lock washer	4	4	4	4	4	4	4	4	4	4	4
4	700.38.111	B700.38.111/J	差速器右壳	Right housing of differential	1	1	1	1	1	1	1	1	1	1	1
5	700.38.118	B700.38.118/W	半轴齿轮垫片	Washer ,semiaxle gear	2	2	2	2	2	2	2	2	2	2	2
6	700.38.117	B700.38.117	半轴齿轮	Semiaxle gear	2	2	2	2	2	2	2	2	2	2	2
7	700.38.110	B700.38.110	从动弧齿锥齿轮	Driven cambered angle gear	1	1	1	1			1	1			
	800.38.110	B800.38.110	从动弧齿锥齿轮	Driven cambered angle gear					1	1				1	1
8	700.38.113	B700.38.113/W	圆头螺栓	Round head bolt	8	8	8	8	8	8	8	8	8	8	8
9	700.38.114	B700.38.114/W	差速器十字轴	Centerpiece of differential	1	1	1	1	1	1	1	1	1	1	1
10	700.38.116	B700.38.116	行星齿轮	Planetary gear	4	4	4	4	4	4	4	4	4	4	4
11	700.38.115	B700.38.115/W	行星齿轮垫片	Washer of planetary gear	4	4	4	4	4	4	4	4	4	4	4
12	700.38.120-1	B700.38.120-1/J	差速器左壳	Left housing of differential	1	1	1	1	1	1	1	1	1	1	1
13	GB/T855	D05-855-12	垫圈12	washer 12	4	4	4	4	4	4	4	4	4	4	4
14	GB/T5782	D01-5782-12×70	螺栓M12×70	Bolt M12×70	8	8	8	8	8	8	8	8	8	8	8
15	GB/T3452.1	D07-3452.1-136×3.55	O形密封圈136×3.55	O-seal ring 136×3.55	2	2	2	2	2	2	2	2	2	2	2
16	700.38.123-1	B700.38.123-1	调整垫片	Adjusting shim	△	△	△	△	△	△	△	△	△	△	△
17	700.38.122-1	B700.38.122-1/W	最终传动小齿轮轴承座	Final transmission small gear bearing housing	1	1	1	1	1	1	1	1	1	1	1
18	GB/T68	D02-68-12×20	螺钉M12×20	Screw M12×20	2	2	2	2	2	2	2	2	2	2	2
19	GB/T283	D06-283-NJ311E	圆柱滚子轴承NJ311E	Cylindrical roller bearing NJ311E	2	2	2			2	2	2			
	GB/T297	D06-297-30311	圆锥滚子轴承30311	cone-shaped roller bearing 30311				2	2					2	2
20	700.38.124	B700.38.124	左短半轴	Short semiaxle ,left	1	1	1			1	1	1			

△适量 Just right amout



后桥总成 (四)
Rear Axle Assembly (IV)

后桥总成（四）

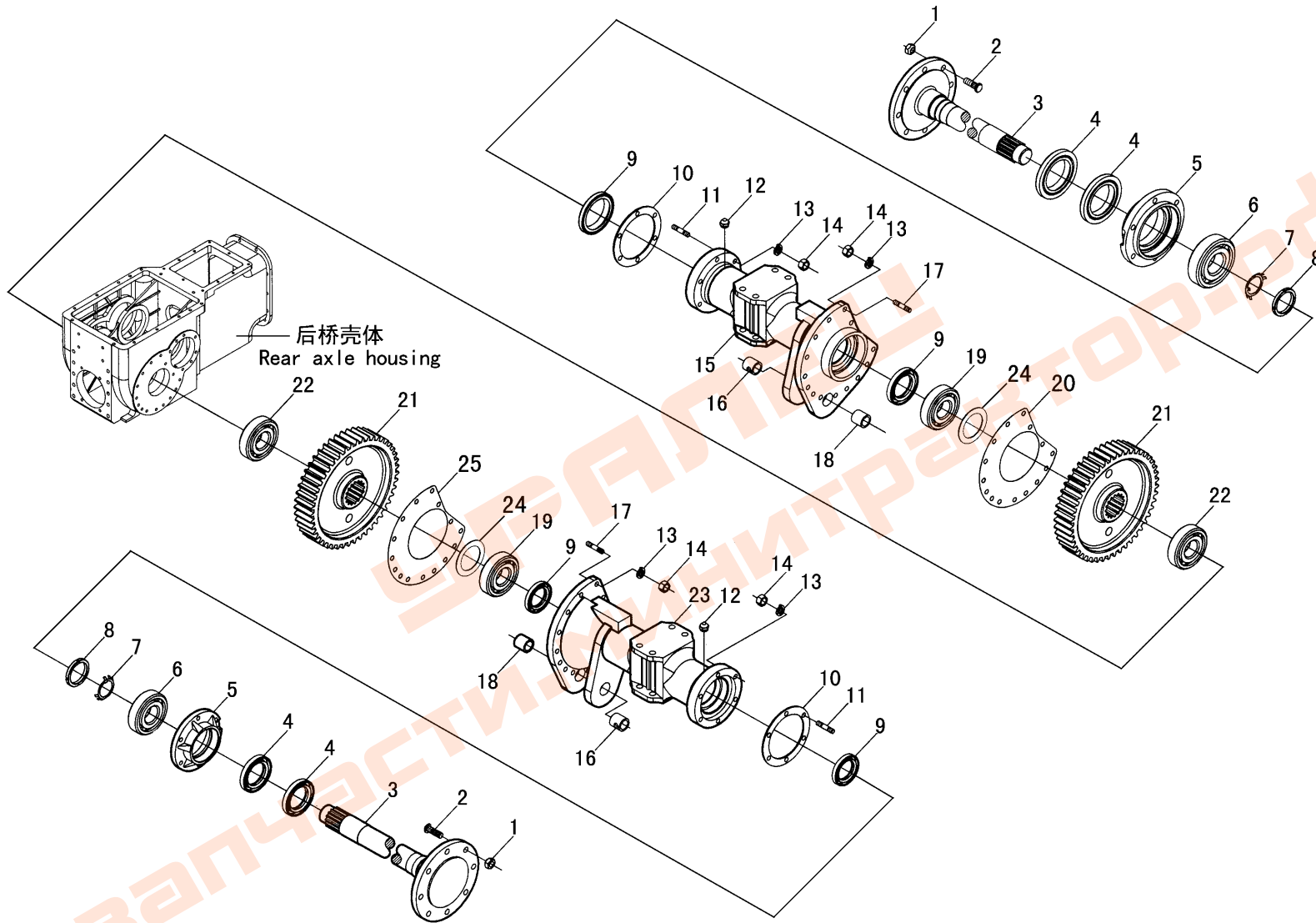
Rear Axle Assembly (IV)

序号 Ser.No.	代号 Part No.	物料代码 ERP No.	名称	Name	数量 Qty.										
					650	654	700	704	750	754	800	804	850	854	
1	800.38.042	B800.38.042/W	差速锁短摇臂焊合件	Bad soon lock short shake arm Han to match a piece	1	1	1	1	1	1	1	1	1	1	1
2	800.38.407	B800.38.407	差速锁传动轴	Bad soon lock spread to move stalk	1	1	1	1	1	1	1	1	1	1	1
3	800.38.043-1	B800.38.043-1/W	差速锁支架焊合件	Bad the Han soon locking a support match a piece	1	1	1	1	1	1	1	1	1	1	1
4	800.38.044	B800.38.044/W	差速锁长摇臂焊合件	Bad soon lock long shake arm Han to match a piece	1	1	1	1	1	1	1	1	1	1	1
5	800.38.410-1	B800.38.410-1/W	加强板	Strengthen plank	1	1	1	1	1	1	1	1	1	1	1
6	800.38.041	B800.38.041	差速锁推杆焊合件	Bad soon lock push pole Han to match a piece	1	1	1	1	1	1	1	1	1	1	1
7	GB/T879.1	D09-879.1-8×32	销8×32	Pin8×32	2	2	2	2	2	2	2	2	2	2	2
8	GB/T97.1	D05-97.1-10	垫圈10	Washer 10	1	1	1	1	1	1	1	1	1	1	1
9	GB/T91	D09-91-3.2×22	销3.2×22	Pin 3.2×22	2	2	2	2	2	2	2	2	2	2	2
10	700.38.403	B700.38.403	拉簧	Extension spring	1	1	1	1	1	1	1	1	1	1	1
11	800.38.409	B800.38.409	差速锁踏杆	Bad soon the lock step a pole	1	1	1	1	1	1	1	1	1	1	1
12	GB/T91	D09-91-3.2×24	销3.2×24	Pin 3.2×24	5	5	5	5	5	5	5	5	5	5	5
13	700.38.503	B700.38.503/W	连接叉	Connecting fork	2	2	2	2	2	2	2	2	2	2	2
14	GB/T882	D09-882-12×35	销轴B12×35	Clevis pin with head B12×35	2	2	2	2	2	2	2	2	2	2	2
15	GB/T6170	D03-6170-10	螺母M10	Nut M10	1	1	1	1	1	1	1	1	1	1	1
16	700.38.409	B700.38.409/W	差速锁操纵推杆	Push rod for differential lock control	1	1	1	1	1	1	1	1	1	1	1
17	GB/T97.1	D03-97.1-12	垫圈12	Washer 12	1	1	1	1	1	1	1	1	1	1	1
18	700.38.405	B700.38.405/W	连接横臂	Cross arm for connecting	1	1	1	1	1	1	1	1	1	1	1
19	GB/T1099	D20-1099-5×19	半圆键5×19	Woodruff key5×19	2	2	2	2	2	2	2	2	2	2	2
20	700.38.190	B700.38.190/W	差速器操纵轴	Control shaft of different	1	1	1	1	1	1	1	1	1	1	1
21	GB/T3452.1	D07-3452.1-20×3.55	O形密封圈20×3.55	O-seal ring 20×3.55	1	1	1	1	1	1	1	1	1	1	1
22	GB/T5783	D01-5783-10×25	螺栓M10×25	Bolt M10×25	4	4	4	4	4	4	4	4	4	4	4
23	GB/T93	D03-93-10	垫圈10	Washer 10	4	4	4	4	4	4	4	4	4	4	4

续. 后桥总成 (四)

Cont. Rear Axle Assembly (IV)

序号 Ser.No.	代号 Part No.	物料代码 WEP No.	名称	Name	数量 Qty.										
					650	654	700	704	750	754	800	804	850	854	
24	GB/T6170	D03-6170-6	螺母M6	Nut M6	1	1	1	1	1	1	1	1	1	1	1
25	GB/T75	D02-75-6×16	螺钉M6×16	Screw M6×16	1	1	1	1	1	1	1	1	1	1	1
26	700.38.127	B700.38.127/W	差速锁操纵机盖	Cover of differential lock control	1	1	1	1	1	1	1	1	1	1	1
27	700.38.128	B700.38.128/B	塞片	Round plate	1	1	1	1	1	1	1	1	1	1	1
28	700.38.126	B700.38.126	拨叉	Gear fork	1	1	1	1	1	1	1	1	1	1	1
29	700.38.125	B700.38.125	垫片	Gasket	1	1	1	1	1	1	1	1	1	1	1
30	700.38.138	B700.38.138/W	推杆头	End of push rod	1	1	1	1	1	1	1	1	1	1	1
31	GB/T3452.1	D07-3452.1-25×2.65	O形密封圈25×2.65	O-seal ring 25×2.65	2	2	2	2	2	2	2	2	2	2	2
32	GB/T879	D09-879-4×28	弹性圆柱销4×28	Spring -type straight pin 4×28	1	1	1	1	1	1	1	1	1	1	1
33	700.38.137	B700.38.137	推杆	Push rod	1	1	1	1	1	1	1	1	1	1	1
34	700.38.136	B700.38.136	回位弹簧	Return spring	1	1	1	1	1	1	1	1	1	1	1
35	GB/T283	D06-283-NJ311E	圆柱滚子轴承NJ311E	Cylindrical roller bearing NJ311E	2	2	2	2			2	2			
	GB/T297	D06-297-30311	圆锥滚子轴承30311	cone-shaped roller bearing 30311					2	2				2	2
36	700.38.132	B700.38.132	右短半轴	Short semi axle ,right	1	1	1	1			1	1			
	800,38132	B800.38.132	右短半轴	Short semi axle ,right					1	1				1	1
37	700.38.133	B700.38.133	缓冲弹簧	Cushion -spring	1	1	1	1	1	1	1	1	1	1	1
38	700.38.122-1	B700.38.122-1/W	最终传动小齿轮轴承座	Final transmission small gear bearing housing	1	1	1	1	1	1	1	1	1	1	1
39	GB/T68	D02-68-12×20	螺钉M12×20	Screw M12×20	1	1	1	1	1	1	1	1	1	1	1
40	700.38.123-1	B700.38.123-1	调整垫片	Adjusting shim	△	△	△	△	△	△	△	△	△	△	△
41	GB/T3452.1	D07-3452.1-136×3.55	O形密封圈136×3.55	O-seal ring 136×3.55	1	1	1	1	1	1	1	1	1	1	1
42	700.38.135	B700.38.135	钢丝挡圈	Wire washer	1	1	1	1	1	1	1	1	1	1	1
43	700.38.134	B700.38.134/W	外挡圈	Outer spacer	1	1	1	1	1	1	1	1	1	1	1
△适量 Just amout															

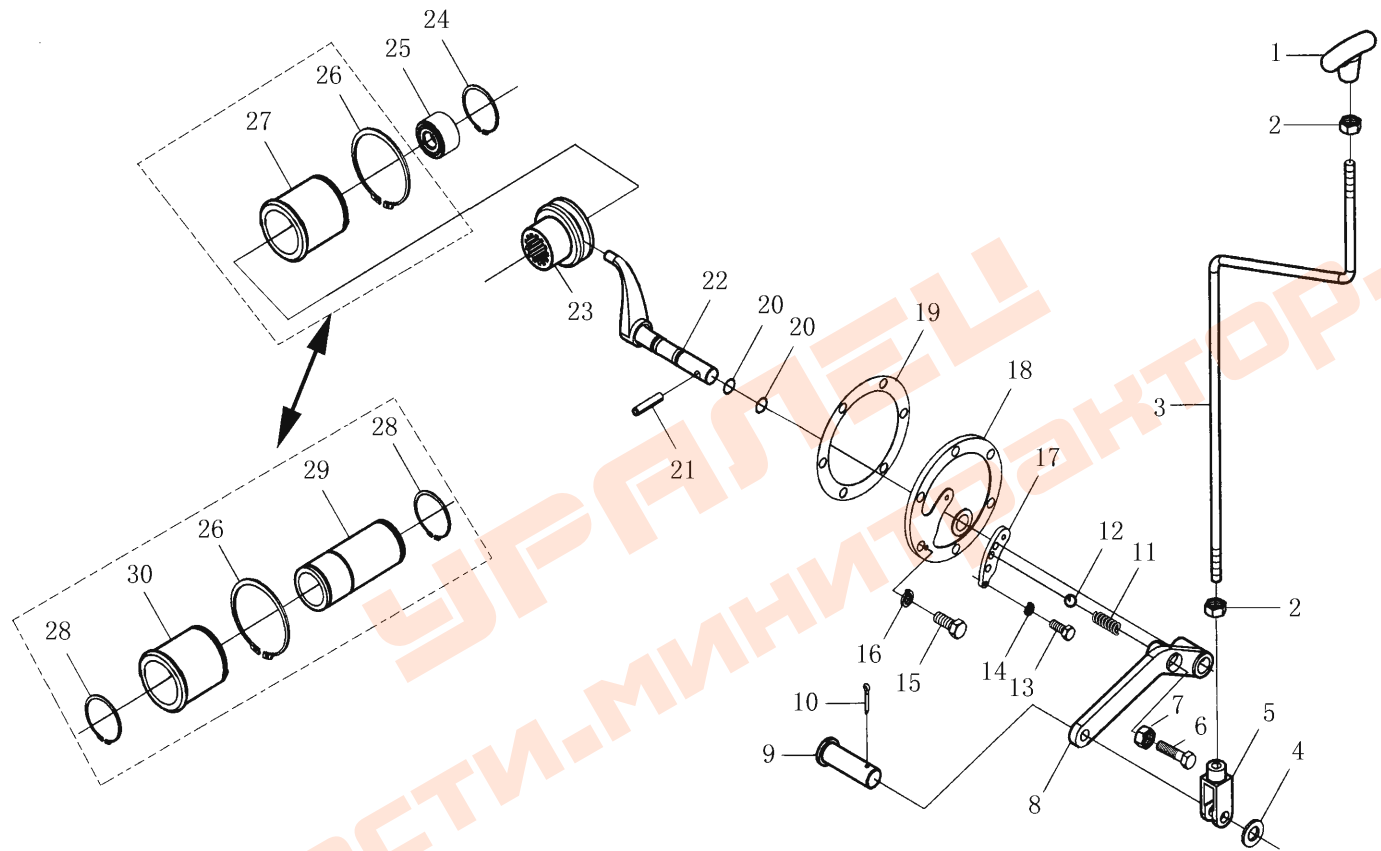


后桥总成 (五)
Rear Axle Assembly (V)

后桥总成 (五)

Rear Axle Assembly (V)

序号 Ser.No.	代号 Part No.	物料代码 ERP No.	名称	Name	数量 Qty.										
					650	654	700	704	750	754	800	804	850	854	
1	700.38.139-2	B700.38.139-2	后轮毂螺母	Nut ,rear hub	16	16	16	16	16	16	16	16	16	16	16
2	700.38.140A	B700.38.140A	后轮毂螺栓	Bolt ,rear hub	12	12	12	12	12	12	12	12	12	12	12
	700.38.140B	B700.38.140B	后轮毂螺栓	Bolt ,rear hub	4	4	4	4	4	4	4	4	4	4	4
3	700.38.145-2	B700.38.145-2	长半轴	Long semi axle	2										
	800.38.145-1	800.38.145-1	长半轴	Long semi axle		2	2	2	2	2	2	2	2	2	2
4	GB/T9877.1	D09-9877.1-80×105×10F	油封FB80×105×10	Oil sealing FB80×105×10	4										
	GB/T9877.1	D09-9877.1-80×105×10F	油封FB80×105×10	Oil sealing FB80×105×10		4	4	4	4	4	4	4	4	4	4
5	700.38.141-1	B700.38.141-1/W	轴承座	Bearing housing	2	2	2	2	2	2	2	2	2	2	2
6	GB/T276	D06-276-6214	深沟球轴承6214	Deep groove ball bearing 6213	2	2	2	2	2	2	2	2	2	2	2
7	GB/T858	D05-858-68	止动垫圈68	Tab washer 64	2	2	2	2	2	2	2	2	2	2	2
8	GB/T812	D03-812-68×2	螺母M68×2	Nut M64×2	2	2	2	2	2	2	2	2	2	2	2
9	GB/T9877.1	D09-9877.1-65×95×8F	油封FB65×95×8	Oil sealing FB60×95×8	4	4	4	4	4	4	4	4	4	4	4
10	700.38.142	B700.38.142	垫片	Gasket	2	2	2	2	2	2	2	2	2	2	2
11	GB/T899	D04-899-AM12-M12×1.25×45	螺柱AM12-M12×1.25×45	Double end stud AM12-M12×1.25×45	12	12	12	12	12	12	12	12	12	12	12
12	JB/T7940.1	D11-7940.1-10×1	油杯M10×1	Oil cup M10×1	2	2	2	2	2	2	2	2	2	2	2
13	GB/T93	D05-93-12	垫圈12	Washer 12	42	42	42	42	42	42	42	42	42	42	42
14	GB/T6171	D03-6171-12×1.25	螺母M12×1.25	Nut M12×1.25	42	42	42	42	42	42	42	42	42	42	42
15	700.38.146-1	B700.38.146-1	左半轴套管	Left semi axle sleeve	1										
	800.38.146/J	B800.38.146/J	左半轴套管	Left semi axle sleeve		1	1	1	1	1	1	1	1	1	1
16	700.38.210	B700.38.210	衬套(一)	Bush (I)	2	2	2	2	2	2	2	2	2	2	2
17	GB/T898	D04-898-AG12-12×1.25×40-8.8	螺柱AGM12-M12×1.25×40-8.8	Stud AGM12-M12×1.25×40-8.8	30	30	30	30	30	30	30	30	30	30	30
18	700.38.211	B700.38.211	衬套(二)	Bush (II)	2	2	2	2	2	2	2	2	2	2	2
19	GB/T276	D06-276-6312	深沟球轴承6312	Deep groove ball bearing 6312	2										



后桥总成 (六)
Rear Axle Assembly (VII)

后桥总成 (六)

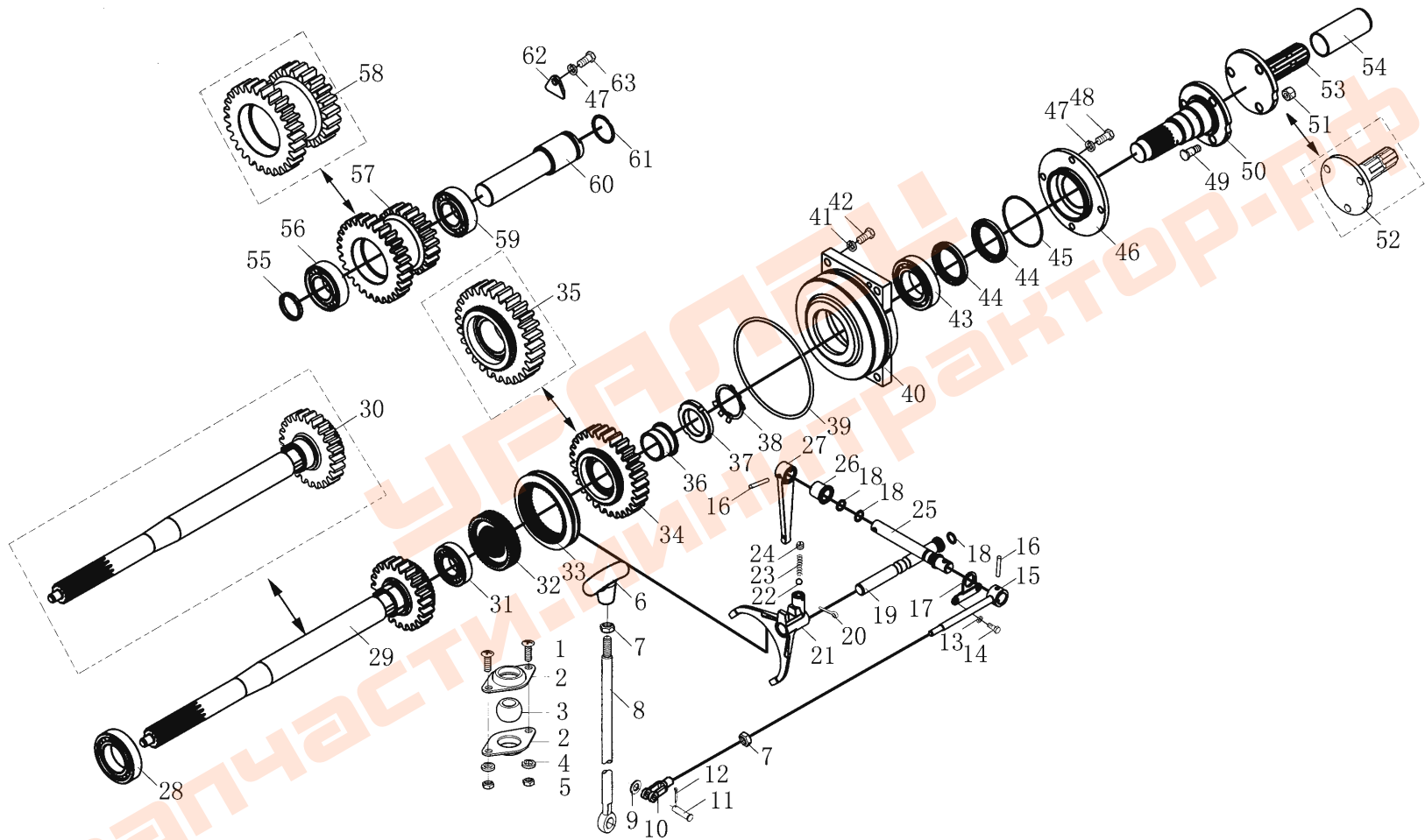
Rear Axle Assembly (VII)

序号 Ser.No.	代号 Part No.	物料代码 ERP No.	名称	Name	数量 Qty.											
					650	654	700	704	750	754	800	804	850	854		
1	700.38.051	B700.38.051	拉压手柄	Pull and pressure handle	1	1	1	1	1	1	1	1	1	1	1	1
2	GB/T6170	D03-6170-10	螺母M10	Nut M10	2	2	2	2	2	2	2	2	2	2	2	2
3	700.38.052C-1	B700.38.052C-1	操纵杆	Control rod	1	1	1	1	1	1	1	1	1	1	1	1
4	GB/T95	D05-95-12	垫圈12	Plain washer 12	1	1	1	1	1	1	1	1	1	1	1	1
5	700.38.503	B700.38.503/W	连接叉	Connecting fork	1	1	1	1	1	1	1	1	1	1	1	1
6	GB/T5783	D01-5783-14×30	螺栓M14×30	Bolt M14×30	1	1	1	1	1	1	1	1	1	1	1	1
7	GB/T6170	D03-6170-14	螺母M14	Nut M14	1	1	1	1	1	1	1	1	1	1	1	1
8	700.38.501A	B700.38.501A/W	连接杆	Drawbar	1	1	1	1	1	1	1	1	1	1	1	1
9	GB/T882	D09-882-12×35	销轴B12×35	Clevis pin with head B12×35	1	1	1	1	1	1	1	1	1	1	1	1
10	GB/T91	D09-91-3×20	销3×20	Pin3×20	1	1	1	1	1	1	1	1	1	1	1	1
11	700.38.165	B700.38.165	弹簧	Spring	1	1	1	1	1	1	1	1	1	1	1	1
12	GB/T308	D13-308-12	钢球12	Thrust ball bearing 12	1	1	1	1	1	1	1	1	1	1	1	1
13	GB/T5783	D01-5783-5×12	螺栓M5×12	Bolt M5×12	2	2	2	2	2	2	2	2	2	2	2	2
14	GB/T93	D05-93-5	垫圈5	Washer 5	2	2	2	2	2	2	2	2	2	2	2	2
15	GB/T5783	D01-5783-10×25	螺栓M10×20	Bolt M10×25	6	6	6	6	6	6	6	6	6	6	6	6
16	GB/T93	D05-93-10	垫圈10	Washer 10	6	6	6	6	6	6	6	6	6	6	6	6
17	700.38.170	B700.38.170/D	拨叉手柄定位板	Locating plate for gear fork handle	1	1	1	1	1	1	1	1	1	1	1	1
18	700.38.167-2	B700.38.167-2/W	拨叉座	Seat of gear fork	1	1	1	1	1	1	1	1	1	1	1	1
19	700.38.166	B700.38.166	拨叉座衬套	Seat gasket of gear fork	1	1	1	1	1	1	1	1	1	1	1	1
20	GB 3452.1	D07-3452.1-13.2×2.65	O形密封圈13.2×2.65	O-seal ring 13.2×2.65	2	2	2	2	2	2	2	2	2	2	2	2
21	GB/T879	D09-879-8×28	弹性圆柱销8×28	Spring -type straight pin 8×28	1	1	1	1	1	1	1	1	1	1	1	1
22	700.38.024	B700.38.024	拨叉总成	Gear fork	1	1	1	1	1	1	1	1	1	1	1	1
23	700.38.157	B700.38.157	传动齿轮连接套	Connecting sleeve for transmission gear	1	1	1	1	1	1	1	1	1	1	1	1

后桥总成 (六)

Rear Axle Assembly (VI)

序号 Ser.No.	代号 Part No.	物料代码 ERP No.	名称	Name	数量 Qty.										
					650	654	700	704	750	754	800	804	850	854	
24	GB/T895.1	D10-895.1-42	孔用钢丝挡圈42	Roundwire snap ring for hole 42	1	1	1	1	1	1	1	1	1	1	1
25	GB/T12764	D06-12764-HK3524	滚针轴承HK3524	Needle roller bearing HK3524	1	1	1	1	1	1	1	1	1	1	1
26	GB/T894.1	D10-894.1-65	轴用弹性挡圈65	Circlip for shaft 65	1		1		1		1		1		1
27	700.38.155-1	B700.38.155-1/W	轴承座	Bearing housing	1		1		1		1		1		1
28	GB/T894.1	D10-894.1-50	轴用弹性挡圈50	Circlip for shaft 50		2		2		2		2		2	2
29	704.38.155	B704.38.155	动力输出轴轴承座	Bearing housing of PTO		1		1		1		1		1	1
30	GB/T276	D06-276-6010	轴承6010	Bearing6010		2		2		2		2		2	2
31	GB/T894.1	D10-894.1-80	轴用弹性挡圈80	Circlip for shaft 80		1		1		1		1		1	1
32	804.38.152	B804.38.152	中间齿轮	Intermediate gear		1		1		1		1		1	1
33	704.38.153	B704.38.153	轴承座	Bearing housing	1	1	1	1	1	1	1	1	1	1	1
34	804.38.109	B804.38.109	前驱动主动齿轮	Front drive active gear		1		1		1		1		1	1
35	GB/T894.1	D10-894.1-45	轴用弹性挡圈45	Circlip for shaft45		1		1		1		1		1	1



后桥总成 (七)
Rear Axle Assembly (VIII)

后桥总成 (七)

Rear Axle Assembly (VII)

序号 Ser.No.	代号 Part No.	物料代码 ERP No.	名称	Name	数量 Qty.										
					650	654	700	704	750	754	800	804	850	854	
1	GB/T818	D02-818-6×15	螺钉M6×15	Screw M6×15		2	2	2	2	2	2	2	2	2	2
2	1204.42.126	B1201.42.126	球套座	Seat, ball bush		2	2	2	2	2	2	2	2	2	2
3	1204.42.125	B1204.42.125	球套	Ball bush		1	1	1	1	1	1	1	1	1	1
4	GB/T93	D05-93-6	垫圈6	Washer 6		2	2	2	2	2	2	2	2	2	2
5	GB/T6170	D03-6170-6	螺母M6	Nut M6		2	2	2	2	2	2	2	2	2	2
6	700.38.051	B700.38.051	拉压手柄	Pull and pressure handle		1	1	1	1	1	1	1	1	1	1
7	GB/T6170	D03-6170-10	螺母M10	Nut M10		2	2	2	2	2	2	2	2	2	2
8	800.38.326	B800.38.326	操纵杆	Control rod		1	1	1	1	1	1	1	1	1	1
9	GB/T95	D05-95-8	垫圈8	Plain washer 8		1	1	1	1	1	1	1	1	1	1
10	160.21.107	B160.21.107	离合器推杆调节叉	Connecting fork		1	1	1	1	1	1	1	1	1	1
11	GB/T882	D09-882-8×30	销轴B8×30	Clevis pin with head B8×30		1	1	1	1	1	1	1	1	1	1
12	GB/T91	D09-91-3×16	销3×16	Pin3×16		1	1	1	1	1	1	1	1	1	1
13	GB/T5783	D01-5783-8×20	螺栓M8×20	Bolt M8×20		2	2	2	2	2	2	2	2	2	2
14	GB/T93	D05-93-8	垫圈8	Washer 8		2	2	2	2	2	2	2	2	2	2
15	800.38.032	B800.38.032	摇臂杆焊合件	Rocker arm		1	1	1	1	1	1	1	1	1	1
16	GB/T879	D09-879-8×28	弹性圆柱销8×28	Spring -type straight pin 8×28		2	2	2	2	2	2	2	2	2	2
17	800.38.318	B800.38.318/D	定位板	Plate		1	1	1	1	1	1	1	1	1	1
18	GB/T3452.1	D07-3452.1-15×2.65	O形圈15×2.65	O-seal ring15×2.65		3	3	3	3	3	3	3	3	3	3
19	800.38.315	B800.38.315	双速输出拔叉轴	Fork shaft, PTO		1	1	1	1	1	1	1	1	1	1
20	GB/T91	D09-91-9×30	销3×30	Pin3×30		1	1	1	1	1	1	1	1	1	1
21	800.38.314	B800.38.314	双速输出拔叉	Fork, PTO shaft		1	1	1	1	1	1	1	1	1	1
22	800.38.324	B800.38.324	弹簧	Spring		1	1	1	1	1	1	1	1	1	1
23	GB/T308	D13-308-10G100B	钢球钢球10G100b	Thrust ball bearing 钢球10G100b		1	1	1	1	1	1	1	1	1	1

后桥总成 (七)

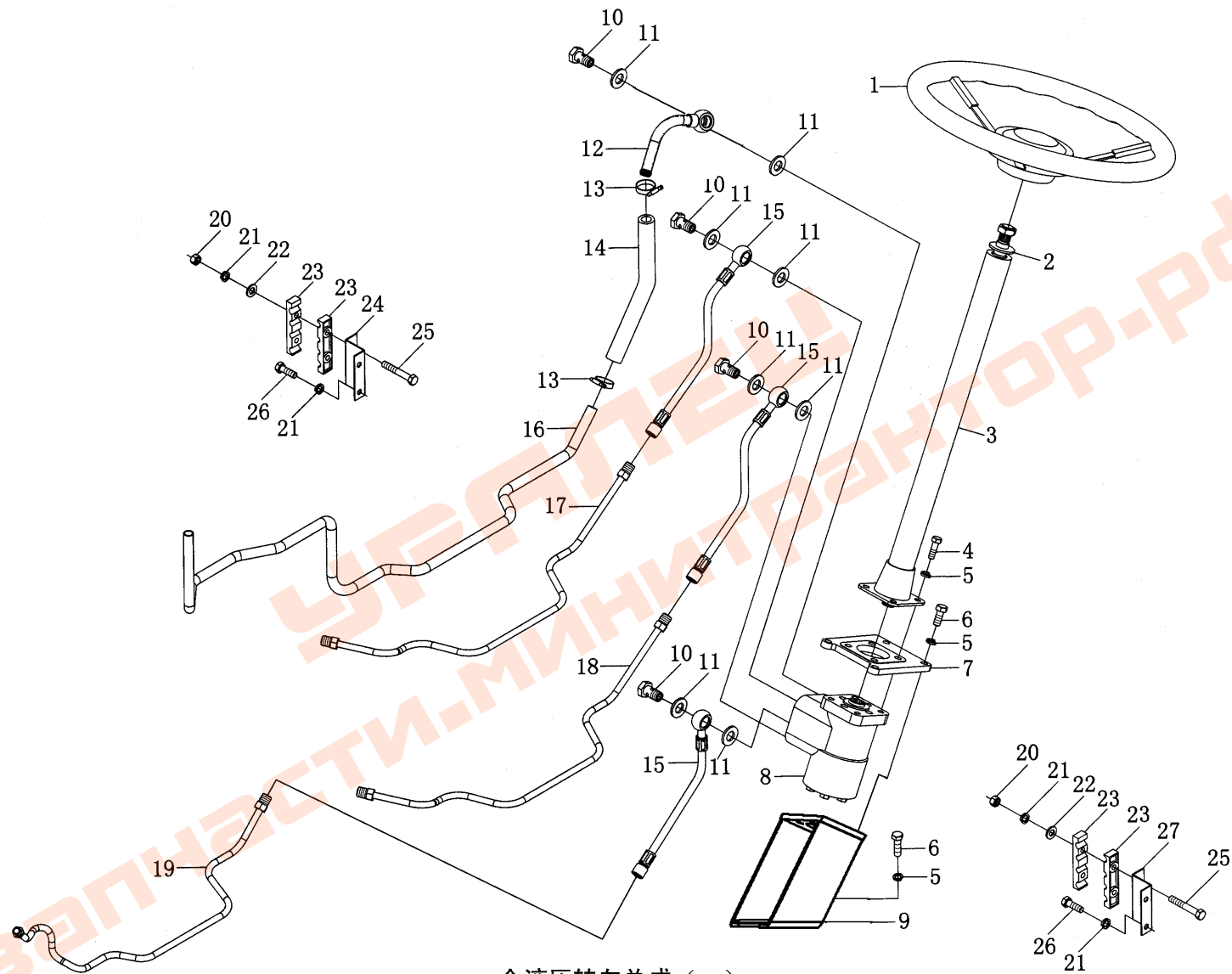
Rear Axle Assembly (VII)

序号 Ser.No.	代号 Part No.	物料代码 ERP No.	名称	Name	数量 Qty.										
					650	654	700	704	750	754	800	804	850	854	
24	800.38.320	B800.38.320	螺塞	Screw plug	1	1	1	1	1	1	1	1	1	1	1
25	800.38.317	B800.38.317/W	双速输出摇臂轴	Rock arm shaft,PTO	1	1	1	1	1	1	1	1	1	1	1
26	800.38.319	B800.38.319/W	衬套	Bush	1	1	1	1	1	1	1	1	1	1	1
27	800.38.316	B800.38.316/W	双速输出摇臂	Rock arm, PTO	1	1	1	1	1	1	1	1	1	1	1
28	GB/T283	D06-283-NJ210	轴承NJ210	Bearing NJ210	1	1	1	1	1	1	1	1	1	1	1
29	800.38.031	B800.38.031	连接轴焊合件	Connecting shaft	1	1	1	1	1	1	1	1	1	1	1
30	800.38.031A	B800.38.031A	连接轴焊合件	Connecting shaft	1	1	1	1	1	1	1	1	1	1	1
31	GB/T283	D06-283-NJ207	轴承NJ207	Bearing NJ207	1	1	1	1	1	1	1	1	1	1	1
32	800.38.308	B800.38.308	啮合齿座	Meshing sleeve seat	1	1	1	1	1	1	1	1	1	1	1
33	800.38.307	B800.38.307	啮合齿套	Meshing sleeve	1	1	1	1	1	1	1	1	1	1	1
34	800.38.306	B800.38.306	动力输出被动齿轮	Gear	1	1	1	1	1	1	1	1	1	1	1
35	800.38.306A	B800.38.306A	动力输出被动齿轮	Gear	1	1	1	1	1	1	1	1	1	1	1
36	800.38.309-1	B800.38.309-1/W	轴套	Shaft sleeve	1	1	1	1	1	1	1	1	1	1	1
37	GB/T812	D03-812-48×1.5	螺母M48X1.5	nut M48X1.5	1	1	1	1	1	1	1	1	1	1	1
38	GB/T858	D05-858-48	垫圈48	washer 48	1	1	1	1	1	1	1	1	1	1	1
39	GB/T3452.1	D07-3452.1-170×5.3	O形圈170*5.3	O-seal ring170*5.3	1	1	1	1	1	1	1	1	1	1	1
40	800.38.312	B800.38.312/W	轴承座	Bearing housing	1	1	1	1	1	1	1	1	1	1	1
41	GB/T5783	D01-5783-12×40	螺栓M12×40	Bolt M12×40	4	4	4	4	4	4	4	4	4	4	4
42	GB/T93	D05-93-12	垫圈12	Washer 12	4	4	4	4	4	4	4	4	4	4	4
43	GB/T276	D06-276-6210	轴承6210	Bearing	1	1	1	1	1	1	1	1	1	1	1
44	GB/T9877.1	D07-9877.1-55×80×8F	油封FB55X80X8	Oil seal FB55X80X8	2	2	2	2	2	2	2	2	2	2	2
45	GB/T3452.1	D07-3452.1-85×2.65	O形圈85*2.65	O-seal ring85*2.65	1	1	1	1	1	1	1	1	1	1	1
46	800.38.313	B800.38.313/W	轴承盖	Bearing cover	1	1	1	1	1	1	1	1	1	1	1
47	800.38.330	B800.38.330	动力输出轮毂挡圈		1	1	1	1	1	1	1	1	1	1	1

后桥总成 (七)

Rear Axle Assembly (VII)

序号 Ser.No.	代号 Part No.	物料代码 ERP No.	名称	Name	数量 Qty.										
					650	654	700	704	750	754	800	804	850	854	
47	GB/T5783	D01-5783-10×25	螺栓M10X25	Bolt M10X25		5	5	5	5	5	5	5	5	5	5
48	GB/T93	D05-93-10	垫圈10	Washer 10		4	4	4	4	4	4	4	4	4	4
49	1204.41.126	B1204.41.126/W	动力输出轴螺栓	Bolt, PTO shaft		3	3	3	3	3	3	3	3	3	3
50	800.38.310	B800.38.310	动力输出轮毂	Hub,PTO shaft		1	1	1	1	1	1	1	1	1	1
51	GB/T889	D03-889-12	锁紧螺母M12	Self-locking nut M12		3	3	3	3	3	3	3	3	3	3
52	800.38.311	B800.38.311	动力输出轴头	PTO shaft		1	1	1	1	1	1	1	1	1	1
53	800.38.311A	B800.38.311A	动力输出轴头	PTO shaft		1	1	1	1	1	1	1	1	1	1
54	1204.41.127	B1204.41.127/W	动力输出护罩	Protecting sleeve, PTO		1	1	1	1	1	1	1	1	1	1
55	800.38.304	B800.38.304	隔套	Sleeve		1	1	1	1	1	1	1	1	1	1
56	GB/T283	D06-283-NJ2208	轴承NJ2208	Bearing NJ2208		2	2	2	2	2	2	2	2	2	2
57	800.38.303	B800.38.303	动力输出双联齿轮	Gear,PTO		1	1	1	1	1	1	1	1	1	1
58	800.38.303A	B800.38.303A	动力输出双联齿轮	Gear,PTO		1	1	1	1	1	1	1	1	1	1
59	GB/T283	D06-283-NJ2208	轴承NJ2208	Bearing NJ2208		2	2	2	2	2	2	2	2	2	2
60	800.38.305	B800.38.305	惰轮轴	Middle shaft		1	1	1	1	1	1	1	1	1	1
61	GB/T3452.1	D07-3452.1-42.5×3.55	O形圈42.5×3.55	O-seal ring42.5×3.55		1	1	1	1	1	1	1	1	1	1
62	800.38.325	B800.38.325/D	限位板	limited plate		1	1	1	1	1	1	1	1	1	1
63	GB/T5783	D01-5783-10×20	螺栓M10×20	Bolt M10×20		1	1	1	1	1	1	1	1	1	1

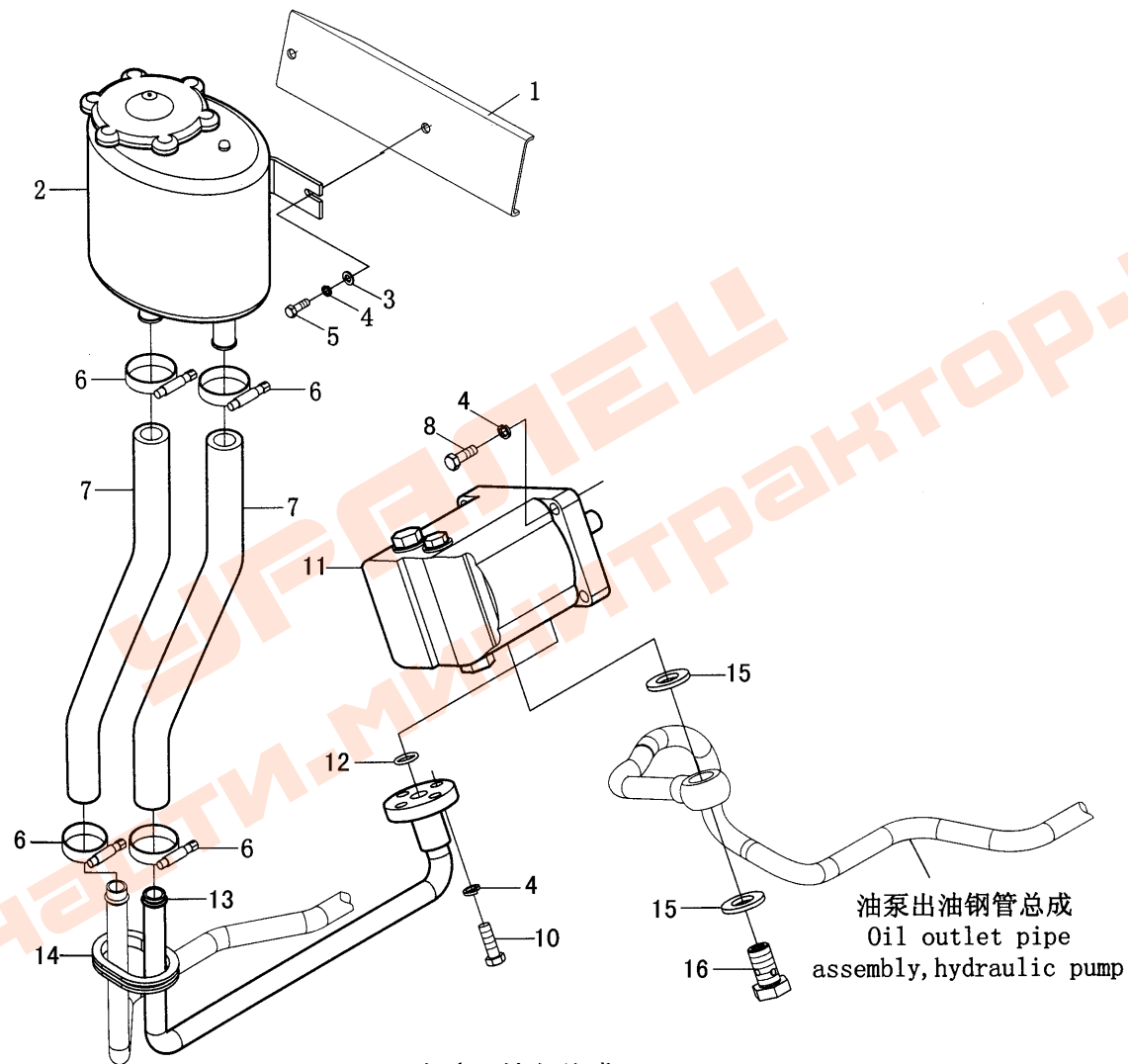


全液压转向总成 (一)
Hydraulic Steering Wheel Assembly(I)

全液压转向总成（一）

Hydraulic Steering Wheel Assembly(I)

序号 Ser.No.	代号 Part No.	物料代码 ERP No.	名称	Name	数量 Qty.										
					650	654	700	704	750	754	800	804	850	854	
1	700.40.010	B700.40.010	方向盘总成	Steering wheel assembly	1	1	1	1	1	1	1	1	1	1	1
2	GB/T97.1	D05-97.1-16	垫圈16	Plain washer 16	4	4	4	4	4	4	4	4	4	4	4
3	800.40.033	B800.40.033	转向管柱总成	Steering tube column assembly	1	1	1	1	1	1	1	1	1	1	1
4	GB/T5783	D01-5783-10×25	螺栓M10×25	Bolt M10×25	4	4	4	4	4	4	4	4	4	4	4
5	GB/T93	D05-93-10	垫圈10	Washer 10	14	14	14	14	14	14	14	14	14	14	14
6	GB/T5783	D01-5783-10×30	螺栓M10×30	Bolt M10×30	10	10	10	10	10	10	10	10	10	10	10
7	700.40.123	B700.40.123/W	转向器连接板	Connecting bracket	1	1	1	1	1	1	1	1	1	1	1
8	BZZ1-E100B	C905-02	转向器及阀块总成	Steering and valve birquet assembly	1	1	1	1	1	1	1	1	1	1	1
9	800.40.122-1	B800.40.122-1/T	转向器壳体	Housing of steering	1	1	1	1	1	1	1	1	1	1	1
10	300.54.101	B300.54.101	进油管螺钉	Bolt	4	4	4	4	4	4	4	4	4	4	4
11	JB/T982	D05-982-20	组合密封垫圈20	Combined sealing washer 20	8	8	8	8	8	8	8	8	8	8	8
12	800.40.019	B800.40.019	回油出口管总成	Return outlet pipe assembly	1	1	1	1	1	1	1	1	1	1	1
13	ZBJ15001	D16-15001-32	喉箍D32	Clamp D32	2	2	2	2	2	2	2	2	2	2	2
14	1204.40.101	B1204.40.101	连接软管	Hose	1	1	1	1	1	1	1	1	1	1	1
15	800.40.013	B800.40.013	高压软管总成	High pressure hose assembly	3	3	3	3	3	3	3	3	3	3	3
16	700.40.104	B700.40.104	回油钢管	Return steel pipe	1	1	1	1	1	1	1	1	1	1	1
17	700.40.015	B700.40.015	右输油钢管总成	Oil feed pipe assembly ,right	1	1	1	1	1	1	1	1	1	1	1
18	700.40.016	B700.40.016	左输油钢管总成	Oil feed pipe assembly,left	1	1	1	1	1	1	1	1	1	1	1
19	700.40.018	B700.40.018	油泵出油钢管总成	Oil outlet pipe assembly ,hydraulic pump	1	1	1	1	1	1	1	1	1	1	1
20	GB/T6170	D03-6170-08	螺母M8	Nut M8	4	4	4	4	4	4	4	4	4	4	4
21	GB/T93	D05-93-08	垫圈8	Washer 8	8	8	8	8	8	8	8	8	8	8	8
22	GB/T97.1	D05-97.1-08	垫圈8	Washer 8	4	4	4	4	4	4	4	4	4	4	4
23	700.40.119	B700.40.119	四孔管夹	4-hole clip	4	4	4	4	4	4	4	4	4	4	4

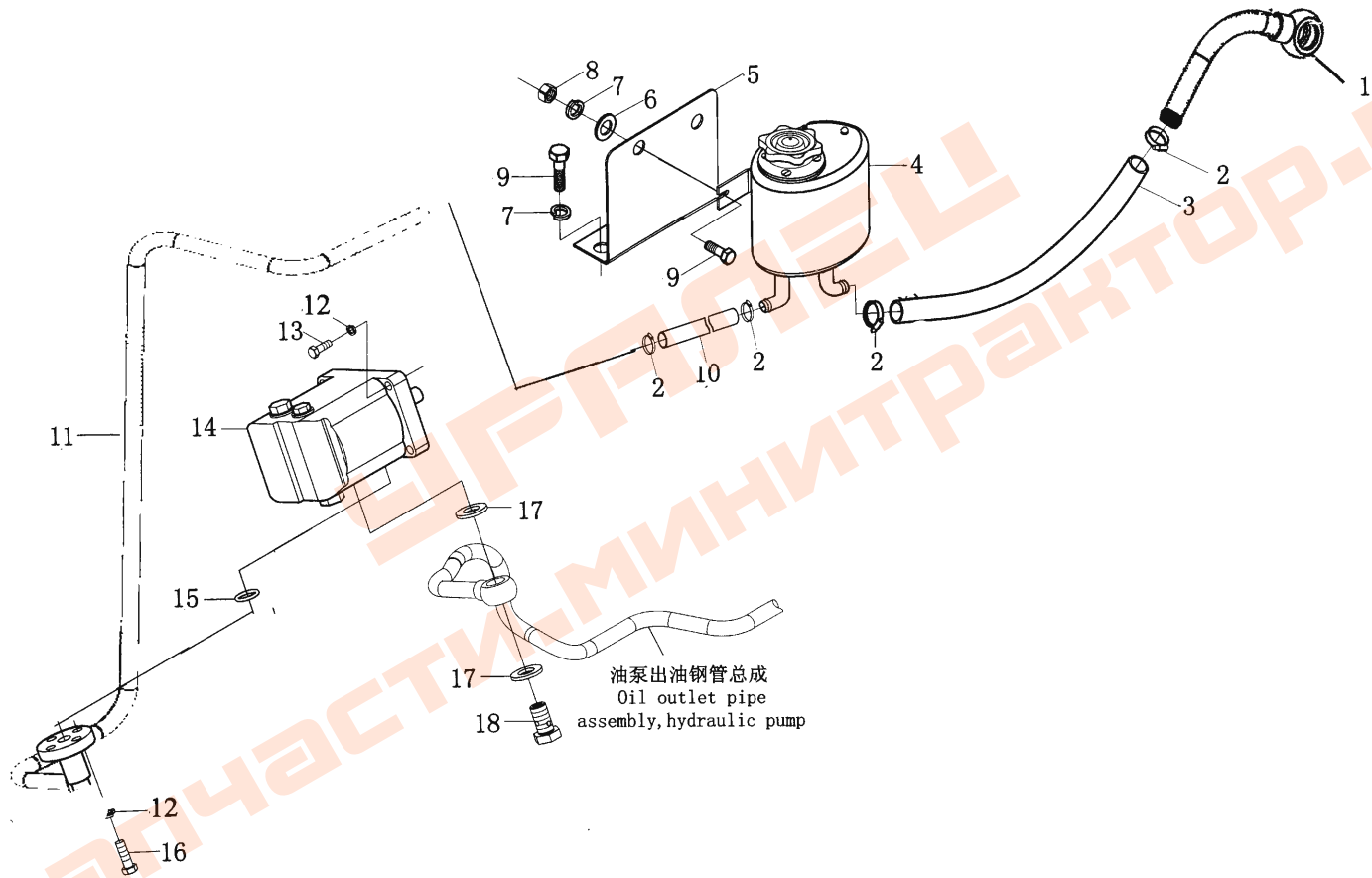


全液压转向总成 (二)
Hydraulic Steering Wheel Assembly(II)

全液压转向总成（二）

Hydraulic Steering Wheel Assembly(II)

序号 Ser.No.	代号 Part No.	物料代码 ERP No.	名称	Name	数量 Qty.										
					650	654	700	704	750	754	800	804	850	854	
1			转向器油箱支架(水箱自带)		1	1	1	1	1	1	1	1	1	1	1
2	DB160.40.010-1		动力油箱总成	Steering hydraulic tank assembly	1	1	1	1	1	1	1	1	1	1	1
3	GB/T97.1	D05-97.1-08	垫圈8	washer 8	14	14	14	14	14	14	14	14	14	14	14
4	GB/T93	D05-93-08	垫圈8	Wahser 8	2	2	2	2	2	2	2	2	2	2	2
5	GB/T5783	D01-5783-8×20	螺栓M8×20	Bolt M8×20	2	2	2	2	2	2	2	2	2	2	2
6	ZBJ15001	D14-15001-32	喉箍D32	Clamp D32	4	4	4	4	4	4	4	4	4	4	4
7	700.40.107	B700.40.107	软管	Hose	2	2	2	2	2	2	2	2	2	2	2
8	GB/T5783	D01-5783-8×35	螺栓M8×35	Bolt M8×35	4	4	4	4	4	4	4	4	4	4	4
9	GB/T6170	D03-6170-8	螺母M8	Nut M8	4	4	4	4	4	4	4	4	4	4	4
10	GB/T5783	D01-5783-8×25	螺栓M8×25	Bolt M8×25	4	4	4	4	4	4	4	4	4	4	4
11	CBT1-E310HL122R	C91-CBT1-E310HL122R	恒流溢流泵	Constant overflow pump	1	1	1	1	1	1	1	1	1	1	1
12	GB 3452.1	D07-3752.1-19×2.65	O形密封圈19×2.65	O-seal ring 19×2.65	1	1	1	1	1	1	1	1	1	1	1
13	700.40.023	B700.40.023	油泵吸油钢管总成	Oil suction pipe assembly ,hydraulic pump	1	1	1	1	1	1	1	1	1	1	1
14	700.40.146	B700.40.146	隔圈	Spacer ring	1	1	1	1	1	1	1	1	1	1	1
15	JB/T 982	D05-982-18	组合密封垫圈18	Combined sealing washer 18	2	2	2	2	2	2	2	2	2	2	2
16	160.54.108	B160.54.108	铰接螺栓	Bolt	1	1	1	1	1	1	1	1	1	1	1



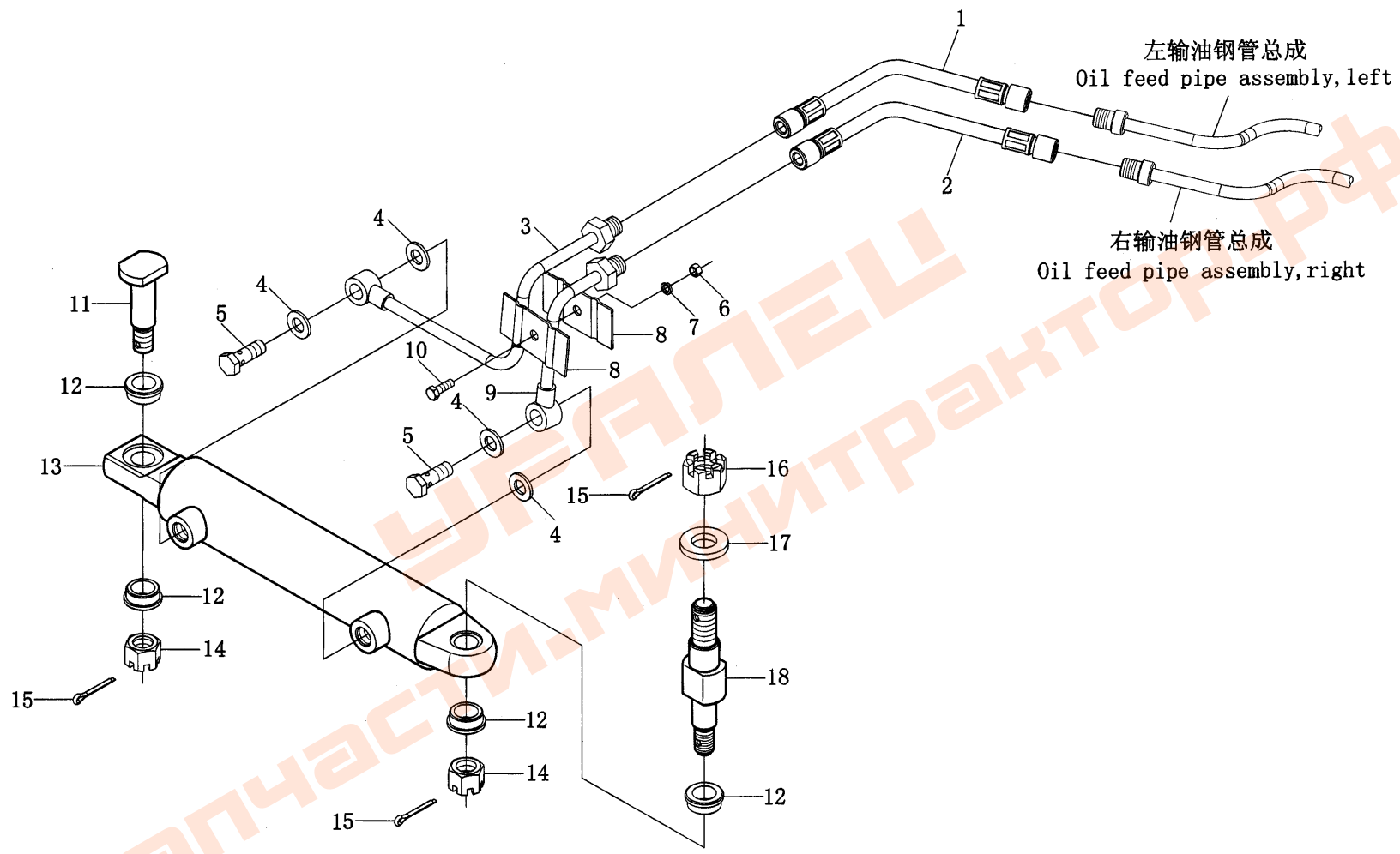
全液压转向总成 (三)
Hydraulic Steering Assembly(III)

全液压转向总成（一）

Hydraulic Steering Wheel Assembly(I)

序号 Ser.No.	代号 Part No.	物料代码 ERP No.	名称	Name	数量 Qty.										
					650	654	700	704	750	754	800	804	850	854	
1	800.40.019	B800.40.019	回油出口管总成	Return outlet pipe assembly	1	1	1	1	1	1	1	1	1	1	1
2	ZBJ15001	D16-15001-32	喉箍D32	Clamp D32	4	4	4	4	4	4	4	4	4	4	4
3	1204.40.101	B1204.40.101	连接软管	Hose	1	1	1	1	1	1	1	1	1	1	1
4	900.40.012-1	B900.40.012-1	转向油箱总成	Steering hydraulic tank assembly	1	1	1	1	1	1	1	1	1	1	1
5	900.40.013-1	B900.40.013-1	转向油箱支架焊合件	Bracket ,hydraulic steering tank	1	1	1	1	1	1	1	1	1	1	1
6	GB/T97.1	D05-97.1-10	垫圈10	Washer 10	2	2	2	2	2	2	2	2	2	2	2
7	GB/T93	D05-93-10D	垫圈10	Washer 10	4	4	4	4	4	4	4	4	4	4	4
8	GB/T6170	D03-6170-10	螺母M10	Nut M10	2	2	2	2	2	2	2	2	2	2	2
9	GB/T5783	D01-5783-10*25	螺栓M10×25	Bolt M10×25	4	4	4	4	4	4	4	4	4	4	4
10	900.40.103-1	B900.40.103-1	软管	Hose	1	1	1	1	1	1	1	1	1	1	1
11	700.40.023-1	B700.40.023-1	油泵吸油钢管总成	Oil suction pipe assembly ,hydraulic pump	1	1	1	1	1	1	1	1	1	1	1
12	GB/T93	D05-93-08	垫圈8	Wahser 8	2	2	2	2	2	2	2	2	2	2	2
13	GB/T5783	D01-5783-8×35	螺栓M8×35	Bolt M8×35	4	4	4	4	4	4	4	4	4	4	4
14	CBT1-E310HL122R	C91-CBT1-E310HL122R	恒流溢流泵	Constant overflow pump	1	1	1	1	1	1	1	1	1	1	1
15	GB 3452.1	D07-3752.1-19×2.65	O形密封圈19×2.65	O-seal ring 19×2.65	1	1	1	1	1	1	1	1	1	1	1
16	GB/T5783	D01-5783-8×25	螺栓M8×25	Bolt M8×25	4	4	4	4	4	4	4	4	4	4	4
17	JB/T 982	D05-982-18	组合密封垫圈18	Combined sealing washer 18	2	2	2	2	2	2	2	2	2	2	2
18	160.54.108	B160.54.108	铰接螺栓	Bolt	1	1	1	1	1	1	1	1	1	1	1
19															
20															
21															
22															

选装水箱防护罩



左输油钢管总成
Oil feed pipe assembly, left

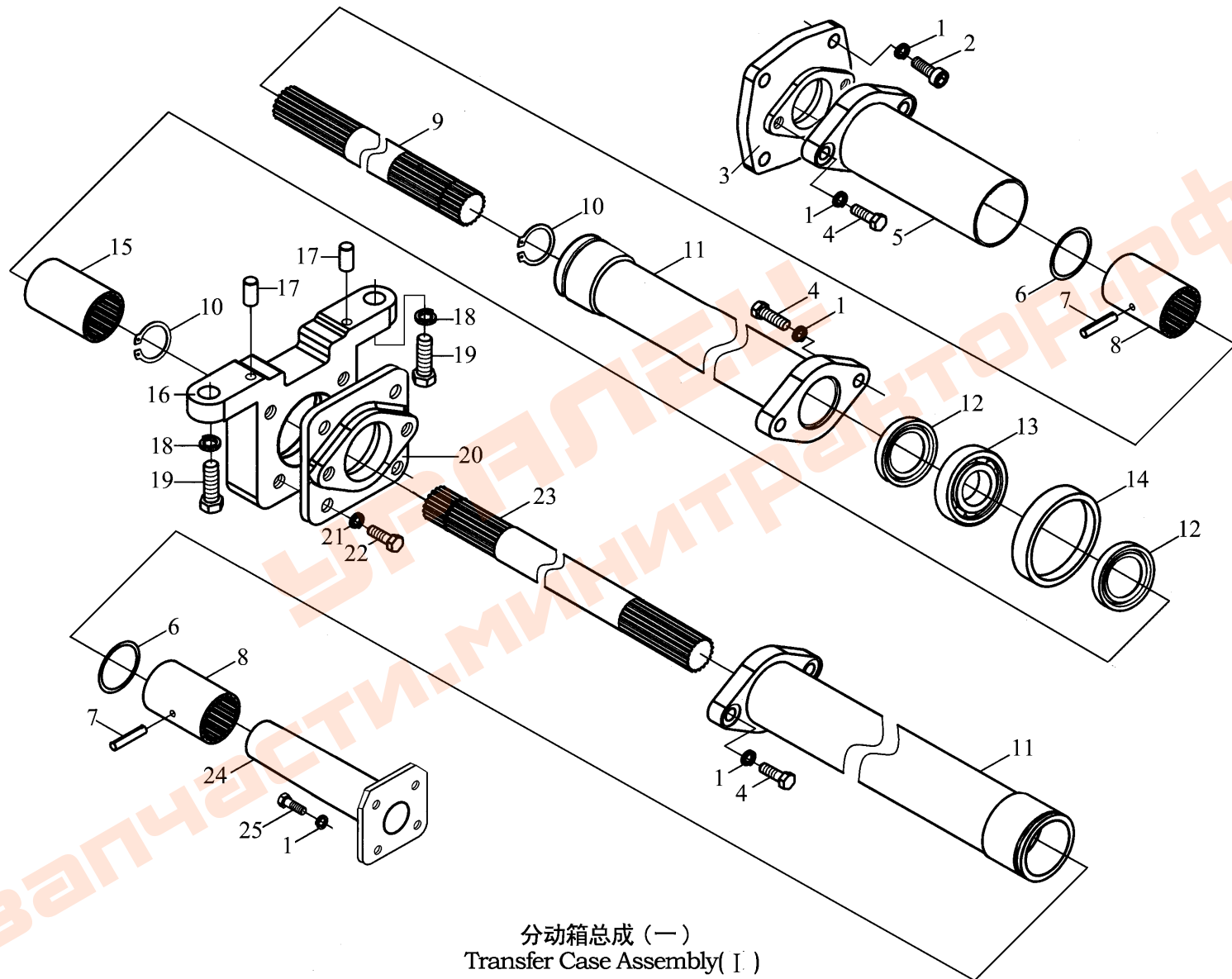
右输油钢管总成
Oil feed pipe assembly, right

全液压转向总成 (三)
Hydraulic Steering Assembly(III)

全液压转向总成（三）

Hydraulic Steering Wheel Assembly(III)

序号 Ser.No.	代号 Part No.	物料代码 ERP No.	名称	Name	数量 Qty.										
					650	654	700	704	750	754	800	804	850	854	
1	700.40.022A	B700.40.022A	油缸左软管总成	Left hose assembly ,hydraulic cylinder	1	1	1	1	1	1	1	1	1	1	1
2	700.40.029A	B700.40.029A	油缸右软管总成	Right hose assembly,hydraulic cylinder	1	1	1	1	1	1	1	1	1	1	1
3	700.40.027	B700.40.027	油缸左硬管总成	Left pipe assembly ,hydraulic cylinder	1	1	1	1	1	1	1	1	1	1	1
4	JB/T982-1977	D05-982-16	组合密封垫圈16	Combined sealing washer 16	4	4	4	4	4	4	4	4	4	4	4
5	700.40.112	B700.40.112	空心螺栓M16×1.5	Hollow bolt M16×1.5	2	2	2	2	2	2	2	2	2	2	2
6	GB/T6170-1986	D03-6170-8	螺母M8	Nut M8	1	1	1	1	1	1	1	1	1	1	1
7	GB/T93- 1987	D05-93-8	垫圈8	Washer 8	1	1	1	1	1	1	1	1	1	1	1
8	700.40.145	B700.40.145/W	双管夹	Double pipe clip	2	2	2	2	2	2	2	2	2	2	2
9	700.40.026	B700.40.026	油缸右硬管总成	Right pipe assembly ,hydraulic cylinder	1	1	1	1	1	1	1	1	1	1	1
10	GB/T5783-1986	D01-5783-8×25	螺栓M8×25	Bolt M8×25	1	1	1	1	1	1	1	1	1	1	1
11	700.40.115	B700.40.115/W	油缸销轴（2）	Pin roll (2) ,hydraulic cylinder	1	1	1	1	1	1	1	1	1	1	1
12	700.40.109	B700.10.109/W	支承套	Support tube	4	4	4	4	4	4	4	4	4	4	4
13	700.40.024-1	B700.40.024-1	转向油缸总成	Steering hydraulic cylinder assembly	1	1	1	1	1	1	1	1	1	1	1
14	GB/T9459-1986	D03-9459-16×1.5	螺母M16×1.5	Nut M16×1.5	2	2	2	2	2	2	2	2	2	2	2
15	GB/T 91-1986	D09-91-4×40	开口销4×40	Split pin 4×40	3	3	3	3	3	3	3	3	3	3	3
16	GB/T 6179-1986	D03-6179-20	螺母M20	Nut M20	1	1	1	1	1	1	1	1	1	1	1
17	700.40.151	B700.40.151/W	垫圈	Washer	1	1	1	1	1	1	1	1	1	1	1
18	700.40.111	B700.40.111/W	油缸销轴（1）	Pin roll (1) ,hydraulic cylinder	1	1	1	1	1	1	1	1	1	1	1

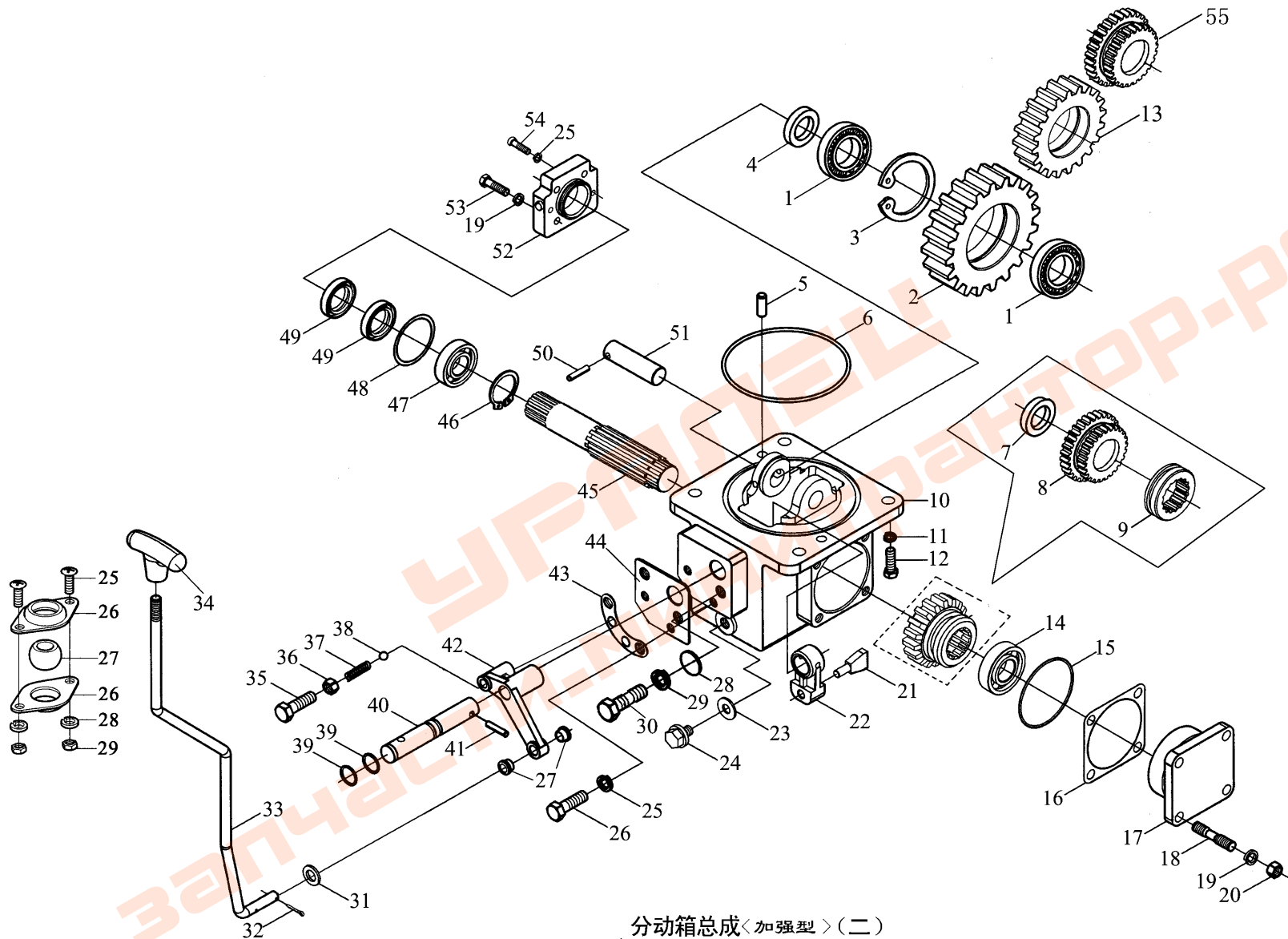


分动箱总成 (一)
Transfer Case Assembly (I)

分动箱总成（一）

Transfer Case Assembly (I)

序号 Ser.No.	代号 Part No.	物料代码 ERP No.	名称	Name	数量 Qty.											
					650	654	700	704	750	754	800	804	850	854		
1	GB/T93	D05-93-10	垫圈10	Washer 10		12		12		12		12		12		12
2	GB/T5783	D01-5783-10×30	螺栓M10×30	Bolt M10×30		4		4		4		4		4		4
3	804.42.123	B804.42.123/W	盖板	Cover board		1		1		1		1		1		1
4	GB/T5783	D01-5783-10×25	螺栓M10×25	Bolt M10×25		6		6		6		6		6		6
5	804.42.020	B804.42.020	前护套焊合件	Front Jacket		1		1		1		1		1		1
6	GB3452.1	D07-3452.1-46.2×3.55	O形密封圈46.2×3.55	O-real ring 46.2×3.55		2		2		2		2		2		2
7	GB/T879	D09-879-6×40	销 6×40	Spring -type straight pin 6×40		2		2		2		2		2		2
8	704.42.120	B704.42.120	连接花键套	Connecting hub splines		2		2		2		2		2		2
9	704.42.139	B704.42.139	前传动轴	Rront driving shaft		1		1		1		1		1		1
10	GB/T 894.1	D10-894.1-30	挡圈30	Circlip 30		2		2		2		2		2		2
11	804.42.021	B804.42.021	中护套焊合件	Middle Jacket		2		2		2		2		2		2
12	GB/T9877.1	D07-9877.1-40×55×8F	油封FB40×55×8	Oil sealing FB40×55×8		2		2		2		2		2		2
13	GB/T276	D06-276-6008-2RZ	轴承6008-2RZ	Bearing 6008-2RZ		1		1		1		1		1		1
14	704.42.140	B704.42.140	轴承垫套	Bearing bush		1		1		1		1		1		1
15	804.42.119	B804.42.119	传动轴花键连接套	Connecting hub splines		1		1		1		1		1		1
16	804.42.125	B804.42.125/W	中间轴承座	Middle bearing housing		1		1		1		1		1		1
17	GB/T 119	D09-119-A8×20	销 A8×20	Pin A8×20		2		2		2		2		2		2
18	GB/T93	D05-93-16	弹簧垫圈16	Washer 16		2		2		2		2		2		2
19	GB/T5783	D01-5783-16×45	螺栓M16×45	Bolt M16×45		2		2		2		2		2		2
20	804.42.141	B804.42.141	轴承座	Bearing housing		2		2		2		2		2		2
21	GB/T93	D05-93-08	弹簧垫圈8	Washer 8		8		8		8		8		8		8
22	GB/T5783	D01-5783-8×20	螺栓M8×20	Bolt M8×20		8		8		8		8		8		8
23	704.42.121	B704.42.121	后传动轴	Rear driving shaft		1		1		1		1		1		1



分动箱总成<加强型>(二)
Transfer Case Assembly (forufied) (II)

分动箱总成 (二)

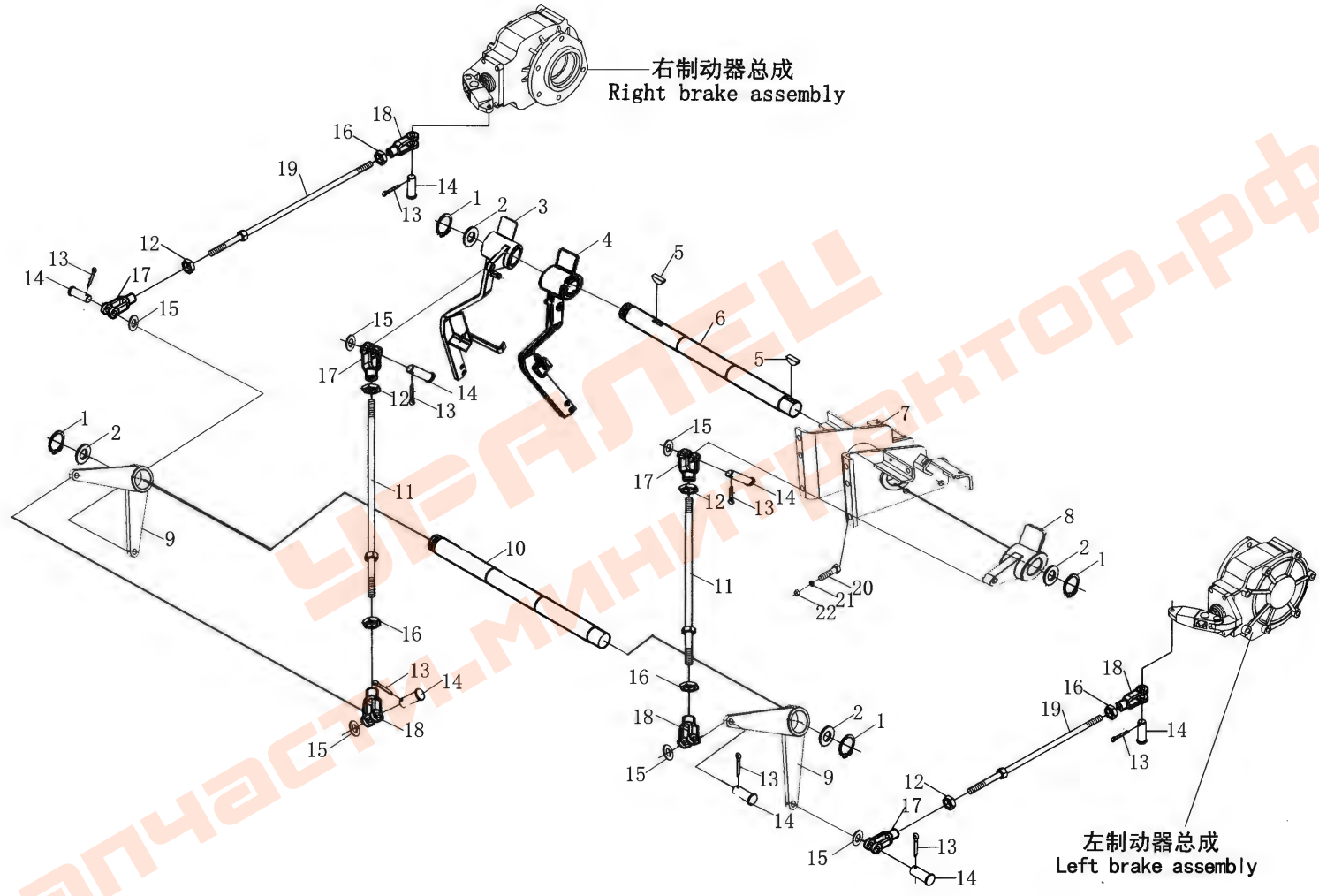
Transfer Case Assembly (II)

序号 Ser.No.	代号 Part No.	物料代码 ERP No.	名称	Name	数量 Qty.									
					700	704	750	754	750A	754A	800	804	850	854
1	GB/T283	D06-283-NJ304	轴承NJ304	Bearing NJ304		1		1		1		1		1
2	804.42.111	B804.42.111	分动箱中间齿轮 (8. 3-24)	Middle gear ,transfer case		1		1		1		1		1
	804.42.111A	B804.42.111A	分动箱中间齿轮 (9. 5-24)	Middle gear ,transfer case		1		1		1		1		1
3	GB/T893.1	D05-893.1-52	挡圈52	Gear 52		1		1		1		1		1
4	804.42.116	B804.42.116	隔套	Spacer bush		1		1		1		1		1
5	GB/T119	D09-119-10×25	销A10×25	Pin A10×25		2		2		2		2		2
6	GB/T3452.1	D07-3452.1-132×3.55	O形密封圈132×3. 55	O-seal ring 132×3.55		1		1		1		1		1
7	804.42.158	B804.42.158	隔套	Spacer bush		1		1		1		1		1
8	804.42.115	B804.42.115	分动箱被动齿轮 (8. 3-24)	Passive gear ,transfer case		1		1		1		1		1
	804.42.115A	B804.42.115A	分动箱被动齿轮 (9. 5-24)	Passive gear ,transfer case		1		1		1		1		1
9	804.42.160	B804.42.160	啮合套	Meshing sleeve		1		1		1		1		1
10	804.42.101	B804.42.101/J	分动箱体	Transfer case		1		1		1		1		1
11	GB/T93	D05-93-12	垫圈12	Washer 12		5		5		5		5		5
12	GB/T5783	D01-5783-12×35	螺栓M12×35	Bolt M12×35		5		5		5		5		5
13	804.38.152	B804.38.152	中间齿轮 (8. 3-24)	Middle gear		1		1		1		1		1
	804.38.152A	B804.38.152A	中间齿轮 (9. 5-24)	Middle gear		1		1		1		1		1
14	GB/T276	D06-276-6206	轴承6206	Bearing 6206		1		1		1		1		1
15	GB/T3452.1	D07-3452.1-75×3.56	O形密封圈75×3. 56	O-seal ring 75×3.56		1		1		1		1		1
16	804.42.136	B804.42.136	后端纸垫	Gasket		1		1		1		1		1
17	804.42.113	B804.42.113	轴承盖	Cover of bearing		1		1		1		1		1
18	GB/T899	D01-899-10×25	螺柱M10-M10×25	Bolt M10-M10×25		4		4		4		4		4
19	GB/T93	D05-93-10	垫圈10	Washer 10		8		8		8		8		8
20	GB/T6170	D03-6170-10	螺母M10	Nut M10		4		4		4		4		4
21	704.42.149	B704.42.149	动力输出轴接头	Joint of PTO		1		1		1		1		1
22	704.42.143-1	B704.42.143-1/W	拨叉座	Gear fork seat		1		1		1		1		1

续. 分动箱总成 (二)

Cont. Transfer Case Assembly (II)

序号 Ser.No.	代号 Part No.	物料代码 ERP No.	名称	Name	数量 Qty.										
					650	654	700	704	750	754	800	804	850	854	
23	GB/T848	D05-848-12	垫圈12	Washer 12		1			1		1		1		1
24	JB/T798	D01-798-12×1.5	螺塞M12×1.5	Plug M12×1.5		1			1		1		1		1
25	GB/T93	D05-93-08	垫圈8	Washer 8		2			2		4		2		4
26	704.42.147-1	B704.42.147-1	限位螺栓	Stop bolt		2			2		2		2		2
27	704.42.109	B704.42.109	衬套	Bush		2			2		2		2		2
28	GB3452.1	D07-3452.1-8.5×1.8	O形密封圈8.5×1.80	O-seal ring 8.5×1.80		1			1		1		1		1
29	GB/T93	D05-93-14	垫圈14	Washer 14		1			1		1		1		1
30	804.42.148	B804.42.148/W	止动螺钉	Stop bolt		1			1		1		1		1
31	GB/T97.1	D05-97.1-10	垫圈10	Washer 10		2			2		2		2		2
32	GB/T91	D09-91-2×18	销2×18	Pin 2×18		2			2		2		2		2
33	704.42.144-1	B704.42.144-1	操纵杆	Control rod		1			1		1		1		1
	704.42.144C	B704.42.144C	操纵杆(侧置操纵)			1			1		1		1		1
34	704.42.013	B704.42.013	前驱动手柄合件	Handle control lever assembly		1			1		1		1		1
35	GB/T5783	D01-5783-14×40	螺栓M14×40	Bolt M14×40		1			1		1		1		1
36	GB/T6170	D03-6170-14	螺母M14	Nut M14		1			1		1		1		1
37	700.38.165	B700.38.165	弹簧	Spring		1			1		1		1		1
38	704.42.156	B704.42.156	定位销	Pin		1			1		1		1		1
39	GB3452.1	D07-3452.1-15×2.65	O形密封圈15×2.65	O-seal ring 15×2.65		2			2		2		2		2
40	804.42.142-1	B804.42.142-1/W	拨叉轴			1			1		1		1		1
41	GB/T879	D09-879-6×35	销6×35			2			2		2		2		2
42	704.42.157	B704.42.157/W	摇臂			1			1		1		1		1
43	804.42.155	B804.42.155/W	定位板			1			1		1		1		1
44	704.42.154	B704.42.154	连接板			1			1		1		1		1
45	804.42.118	B804.42.118	输出轴			1			1		1		1		1

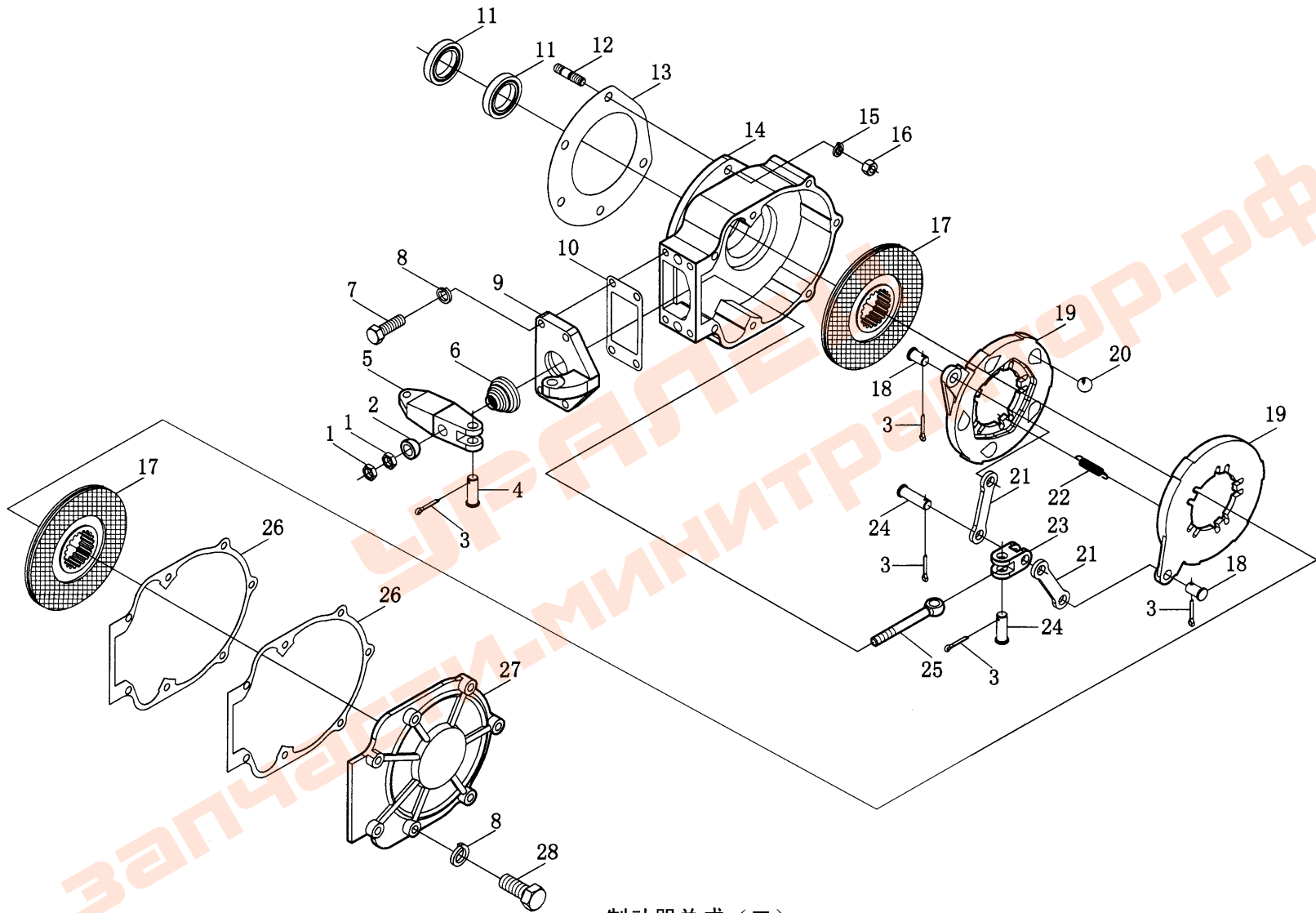


制动器总成 (一)
Brake Assembly (I)

制动器总成 (一)

Clutch Assembly (II)

序号 Ser.No.	代号 Part No.	物料代码 ERP No.	名称	Name	数量 Qty.										
					650	654	700	704	750	754	800	804	850	854	
1	GB/T894.1	D05-894.1-30	挡圈30	Block a turn 30	4	4	4	4	4	4	4	4	4	4	4
2	GB/T97.1	D05-97.1-30	垫圈30	Washer 30	4	4	4	4	4	4	4	4	4	4	4
3	800.43.035	B800.43.035/W	右制动踏板臂焊合件	Right the Han making to move pedal arm match a piece	1	1	1	1	1	1	1	1	1	1	1
4	800.43.034	B800.43.034/W	左制动踏板臂焊合件	Left the Han making to move pedal arm match a piece	1	1	1	1	1	1	1	1	1	1	1
5	GB/T1096	D20-1096-8×25	键8*25	Key 8*25	2	2	2	2	2	2	2	2	2	2	2
6	800.43.160	B800.43.160	制动悬挂踏板轴	Make to move to hang pedal stalk	1	1	1	1	1	1	1	1	1	1	1
7	800.43.032	B800.43.032	右制动中间臂焊合件	Right the Han making to move in the center arm match a piece			1	1	1	1	1	1	1	1	1
8	800.43.033	B800.43.033	左制动摇臂焊合件	Left the Han making to falter arm match a piece	1	1	1	1	1	1	1	1	1	1	1
9	800.43.031-1	B800.43.031-1/W	左制动中间臂焊合件	Left the Han making to move in the center arm match a piece	1	1	1	1	1	1	1	1	1	1	1
10	800.43.032	B800.43.032	右制动中间臂焊合件	Right the Han making to move in the center arm match a piece			1	1	1	1	1	1	1	1	1
11	800.43.166	B800.43.166	中间臂衬套	In the center arm Chen set	1	1	1	1	1	1	1	1	1	1	1
12	800.43.037	B800.43.037/D	制动上拉杆焊合件	Make to move to up pull pole Han to match a piece	2	2	2	2	2	2	2	2	2	2	2
13	GB/T91	D09-91-3.2×20	销3.2*20	Sell 3.2*20	8	8	8	8	8	8	8	8	8	8	8
14	GB/T882	D09-882-10×32	销轴B10*32	Sell stalk B 10*32	8	8	8	8	8	8	8	8	8	8	8
15	GB/T97.1	D05-97.1-10	垫圈10	Washer 10	8	8	8	8	8	8	8	8	8	8	8
16	GB/T6170	D03-6170-10	螺母M10	The Luo female M10	4	4	4	4	4	4	4	4	4	4	4
17	700.43.134-1	B700.43.134-1	右联接叉	Right allied connect fork	4	4	4	4	4	4	4	4	4	4	4
18	700.43.152-1	B700.43.152-1/W	左联接叉	Left conjunction fork	4	4	4	4	4	4	4	4	4	4	4
19	800.43.036	B800.43.036/D	制动下拉杆焊合件	Make to move next pull pole Han to match a piece	2	2	2	2	2	2	2	2	2	2	2
20	JB/T7940.1	D11-7940.1-8×1	油杯M8*1	Oil cup M 8*1	4	4	4	4	4	4	4	4	4	4	4
21	GB/T6170	D03-6170-10(左)	螺母M10-左	The Luo female M10-left	2	2	2	2	2	2	2	2	2	2	2

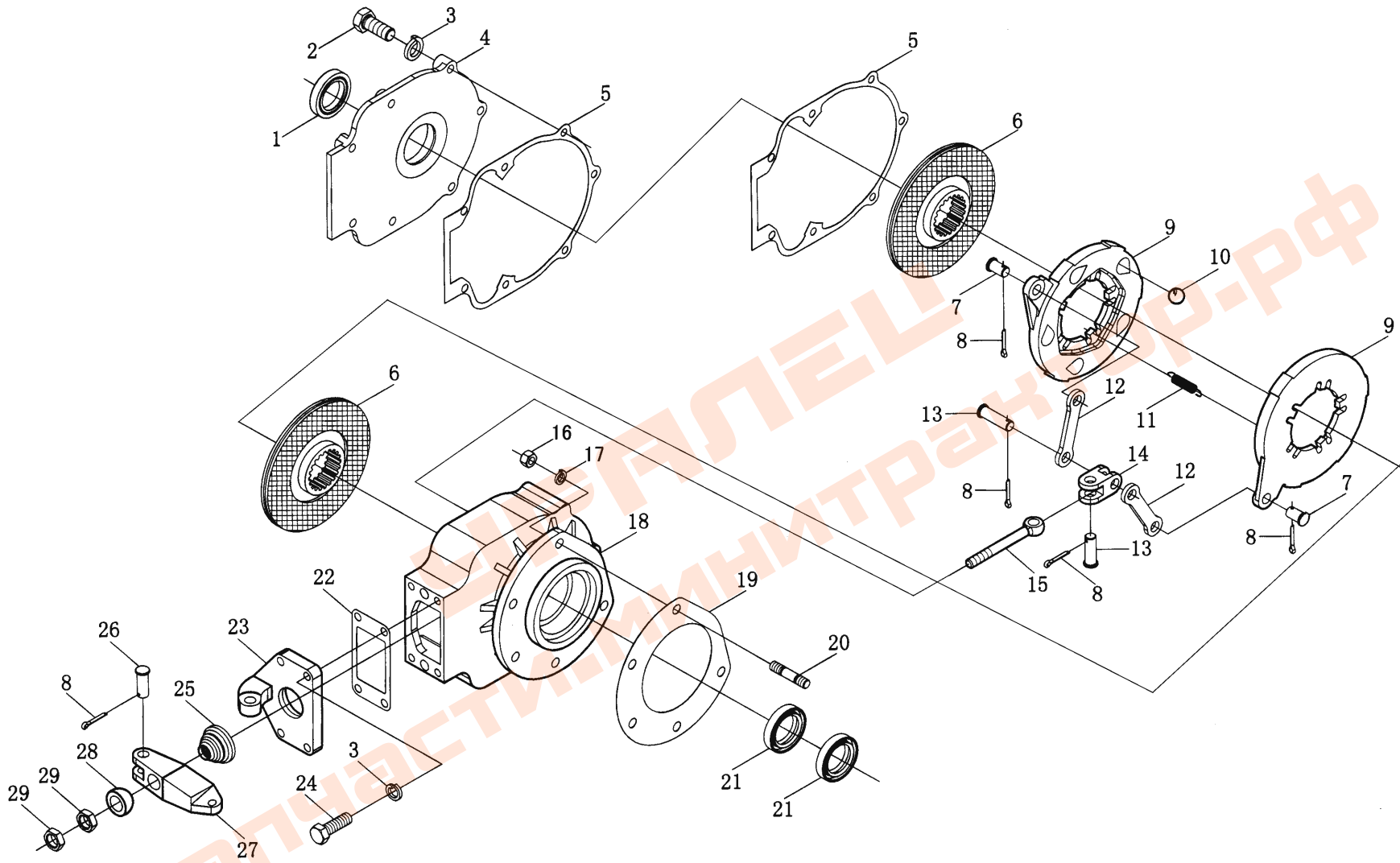


制动器总成 (二)
 Brake Assembly(II)

制动器总成 (二)

Brake Assembly (II)

序号 Ser.No.	代号 Part No.	物料代码 ERP No.	名称	Name	数量 Qty.										
					650	654	700	704	750	754	800	804	850	854	
1	GB/T6172-1986	D03-6172-12	螺母M12	Nut M12	2	2	2	2	2	2	2	2	2	2	2
2	700.43.117	B700.43.117	制动臂圆销	Brake arm pin	1	1	1	1	1	1	1	1	1	1	1
3	GB/T91-1986	D09-91-4×26	销4×26	pin 4×26	5	5	5	5	5	5	5	5	5	5	5
4	GB/T882-1986	D09-882-B14×45	销轴B14×45	Clevis pin with head B14×45	1	1	1	1	1	1	1	1	1	1	1
5	700.43.114	B700.43.114	左制动器摇臂	Left brake rocker	1	1	1	1	1	1	1	1	1	1	1
6	700.43.019	B700.43.019	橡皮罩总成	Rubber cover assembly	1	1	1	1	1	1	1	1	1	1	1
7	GB/T 5783-1986	D01-5783-10×35	螺栓M10×35	Bolt M10×35	4	4	4	4	4	4	4	4	4	4	4
8	GB/T93-1987	D05-93-10	垫圈10	Washer 10	11	11	11	11	11	11	11	11	11	11	11
9	700.43.118	B700.43.1183	制动器摇臂支座	Rocker seat ,brake	1	1	1	1	1	1	1	1	1	1	1
10	700.43.139	B700.43.139	纸垫	Gasket	1	1	1	1	1	1	1	1	1	1	1
11	HG4-692-1967	D07-55×85×12PD	油封PD55×85×12	Oil sealing PD55×85×12	2	2	2	2	2	2	2	2	2	2	2
12	GB/T 898-1988	D01-898-AG12-12×1.25×40	螺柱AGM12-M12×1.25×40	Stud AGM12-M12×1.25×40	5	5	5	5	5	5	5	5	5	5	5
13	700.43.101	B700.43.101	制动器座垫片	Gasket ,brake seat	1	1	1	1	1	1	1	1	1	1	1
14	700.43.102	B700.43.102	左制动器壳体	Left brake hosing	1	1	1	1			1	1			
	800.43.102	B800.43.102	左制动器壳体	Left brake hosing					1	1			1	1	
15	GB/T93-1987	D05-93-12	垫圈12	Washer 12	5	5	5	5	5	5	5	5	5	5	5
16	GB/T6171-1986	D03-6171-12×1.25	螺母M12×1.25	Nut M12×1.25	5	5	5	5	5	5	5	5	5	5	5
17	700.43.015	B700.43.015	制动摩擦盘总成	Friction disk assembly	2	2	2	2	2	2	2	2	2	2	2
18	GB/T882-1986	D09-882-B14×26	销轴B14×26	Clevis pin with head B14×26	2	2	2	2	2	2	2	2	2	2	2
19	700.43.108	B700.43.108	制动压盘	Brake pressure disk	2	2	2	2	2	2	2	2	2	2	2
20	GB/T308-1989	D13-308-22.225	钢球22.225(7/8'')	Steel ball 22.225(7/8'')	5	5	5	5	5	5	5	5	5	5	5
21	700.43.111	B700.43.111	制动盘拉杆	Connecting rod , braking disk	2	2	2	2	2	2	2	2	2	2	2
22	700.43.109	B700.43.109	制动压盘回位弹簧	Connecting spring ,brake pressure disk	5	5	5	5	5	5	5	5	5	5	5



制动器总成 (三)
Brake Assembly(III)

制动器总成 (三)

Brake Assembly (III)

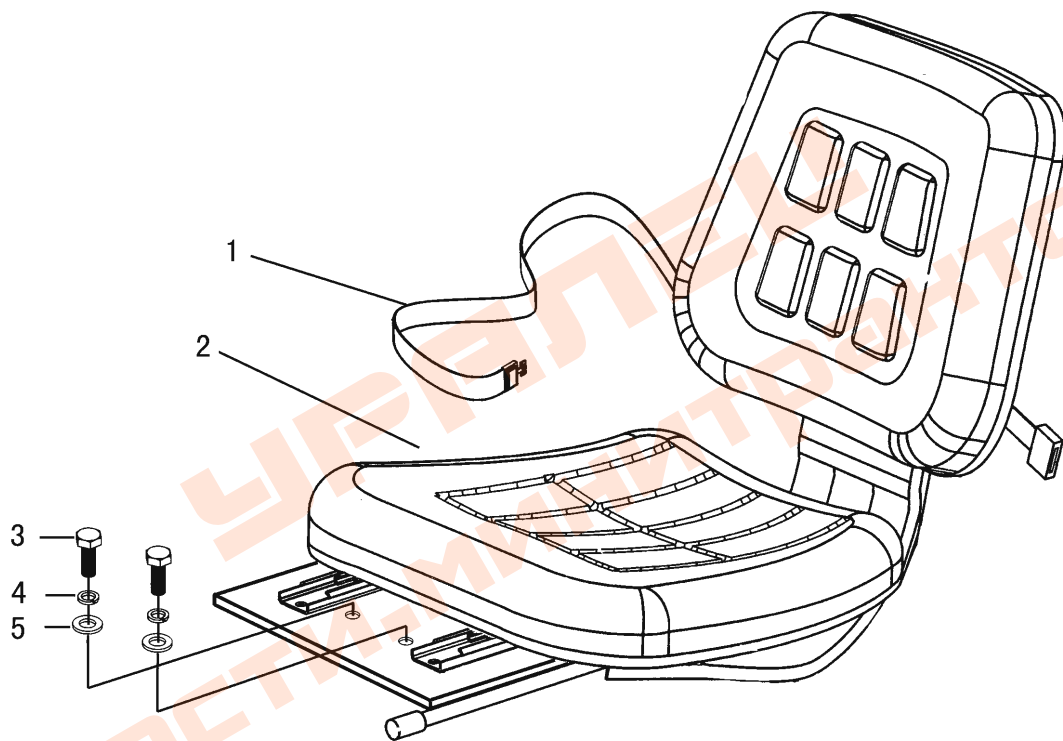
序号 Ser.No.	代号 Part No.	物料代码 ERP No.	名称	Name	数量 Qty.											
					650	654	700	704	750	754	800	804	850	854		
1	GB/T 9877.1-1988	D07-9877.1-40×62×8	油封40×62×8	Oil sealing 40×62×8	1	1	1	1	1	1	1	1	1	1	1	1
2	GB/T5782-1986	D01-5782-10×40	螺栓M10×40	Bolt M10×40	7	7	7	7	7	7	7	7	7	7	7	7
3	GB/T93-1987	D05-93-10	垫圈10	Washer 10	11	11	11	11	11	11	11	11	11	11	11	11
4	700.43.120	B700.43.120/W	右制动器盖	Right brake cover	1	1	1	1	1	1	1	1	1	1	1	1
5	700.43.103	B700.43.103	制动器盖调整垫片	Adjustingh shim of brake cover	△	△	△	△	△	△	△	△	△	△	△	△
6	700.43.015	B700.43.015	制动摩擦盘总成	Friction disk assembly	2	2	2	2	2	2	2	2	2	2	2	2
7	GB/T882-1986	D09-882-B14×26	销轴B14×26	Clevis pin with head B14×26	2	2	2	2	2	2	2	2	2	2	2	2
8	GB/T91-1986	D09-91-4×26	销4×26	Pin 4×26	5	5	5	5	5	5	5	5	5	5	5	5
9	700.43.108	B700.43.108/W	制动压盘	Brake pressure disk	2	2	2	2	2	2	2	2	2	2	2	2
10	GB/T308-1989	D13-308-22.225	钢球22.225(7/8'')	Steel ball 22.225(7/8'')	5	5	5	5	5	5	5	5	5	5	5	5
11	700.43.109	B700.43.109	制动压盘回位弹簧	Return spring ,brake pressure disk	5	5	5	5	5	5	5	5	5	5	5	5
12	700.43.111	B700.43.111/J	制动盘拉杆	Connecting rod , brakeing disk	2	2	2	2	2	2	2	2	2	2	2	2
13	GB/T 882-1986	D09-882-B14×40	销轴B14×40	Clevis pin with head B14×40	2	2	2	2	2	2	2	2	2	2	2	2
14	700.43.112	B700.43.112/W	制动盘拉杆叉头	Pull rod fork of braking disk	1	1	1	1	1	1	1	1	1	1	1	1
15	700.43.113	B700.43.113/W	制动盘拉杆	Pull rod of braking disk	1	1	1	1	1	1	1	1	1	1	1	1
16	GB/T6171-1986	D03-6171-12×1.25	螺母M12×1.25	Nut M12×1.25	5	5	5	5	5	5	5	5	5	5	5	5
17	GB/T93-1987	D05-93-12	垫圈12	Washer 12	5	5	5	5	5	5	5	5	5	5	5	5
18	700.43.119	B700.43.119/W	右制动器壳体	Right brake housing	1	1	1	1			1	1				
	800.43.119	B800.43.119	右制动器壳体	Right brake housing					1	1				1	1	
19	700.43.101	B700.43.101	制动器座垫片	Gasket ,brake seat	1	1	1	1	1	1	1	1	1	1	1	1
20	GB/T898-1988	D01-AG12-12×1.25×40	螺栓AGM12-M12×1.25×40	Stud AGM12-M12×1.25×40	5	5	5	5	5	5	5	5	5	5	5	5
21	HG4-692-1967	D07-HG4-692-PD55×85×12	油封PD55×85×12	Oil sealing PD55×85×12	2	2	2	2	2	2	2	2	2	2	2	2

△适量 Just right amount

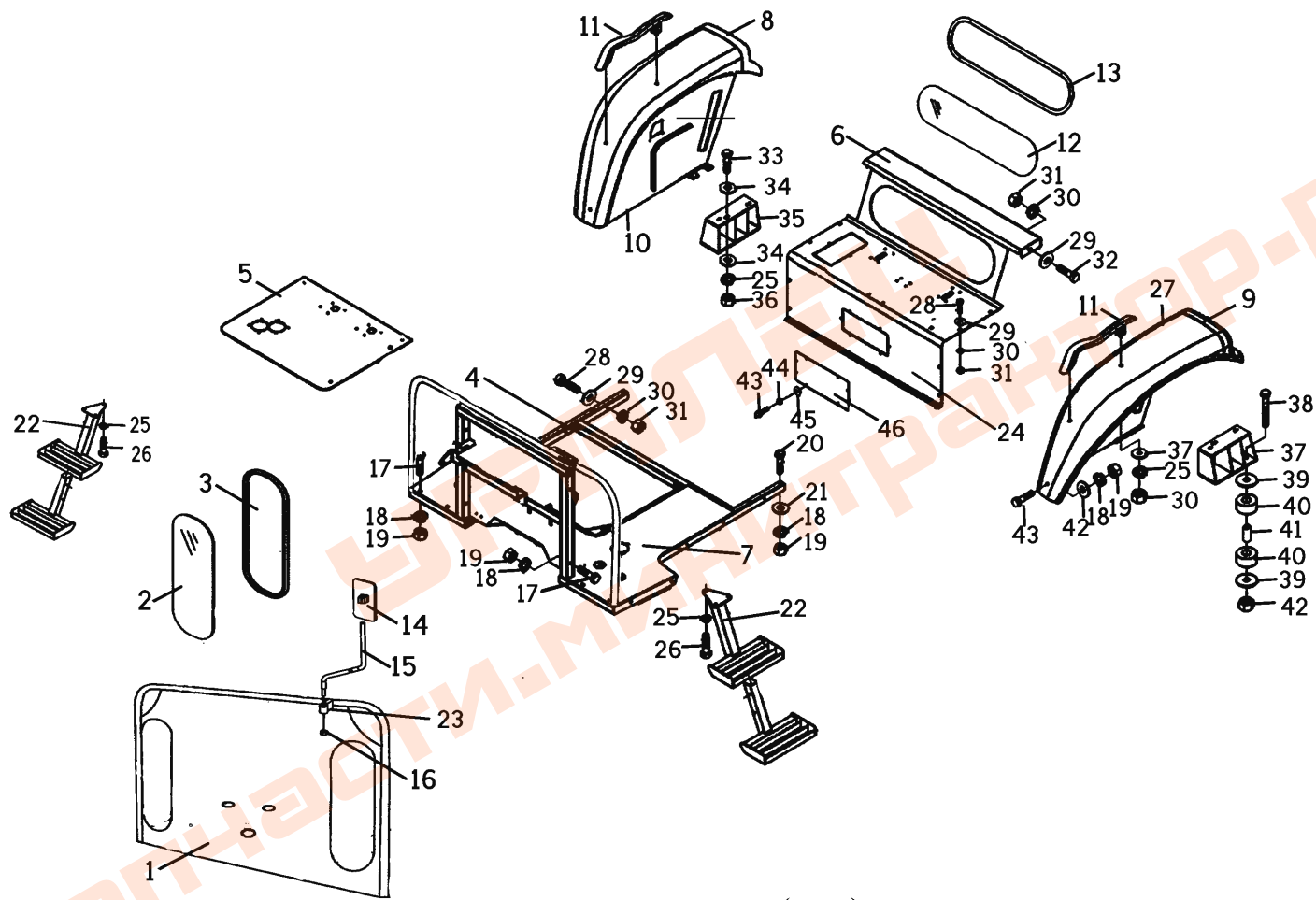
续. 制动器总成 (三)

Cont. Brake Assembly (III)

序号 Ser.No.	代号 Part No.	物料代码 ERP No.	名称	Name	数量 Qty.										
					650	654	700	704	750	754	800	804	850	854	
22	700.43.139	B700.43.139	纸垫	Gasket	1	1	1	1	1	1	1	1	1	1	1
23	700.43.118	B700.43.118/W	制动器摇臂支座	Rocket seat ,brake	1	1	1	1	1	1	1	1	1	1	1
24	GB/T5783-1986	D01-5783-10×3	螺栓M10×35	Bolt M10×35	4	4	4	4	4	4	4	4	4	4	4
25	700.43.019	B700.43.019	橡皮罩总成	Rubber cover assembly	1	1	1	1	1	1	1	1	1	1	1
26	GB/T882-1986	D09-882-B14×4	销轴B14×45	Clevis pin with head B14×45	1	1	1	1	1	1	1	1	1	1	1
27	700.43.121	B700.43.121/W	右制动器摇臂	Right brake rocker	1	1	1	1	1	1	1	1	1	1	1
28	700.43.117	B700.43.117/W	制动臂圆销	Braking arm pin	1	1	1	1	1	1	1	1	1	1	1
29	GB/T6172-1986	D03-6172-12	螺母M12	Nut M12	2	2	2	2	2	2	2	2	2	2	2



驾驶座总成
Driver's Seat Assembly



地板车身总成 (侧置)
Floor Body Assembly

地板车身总成

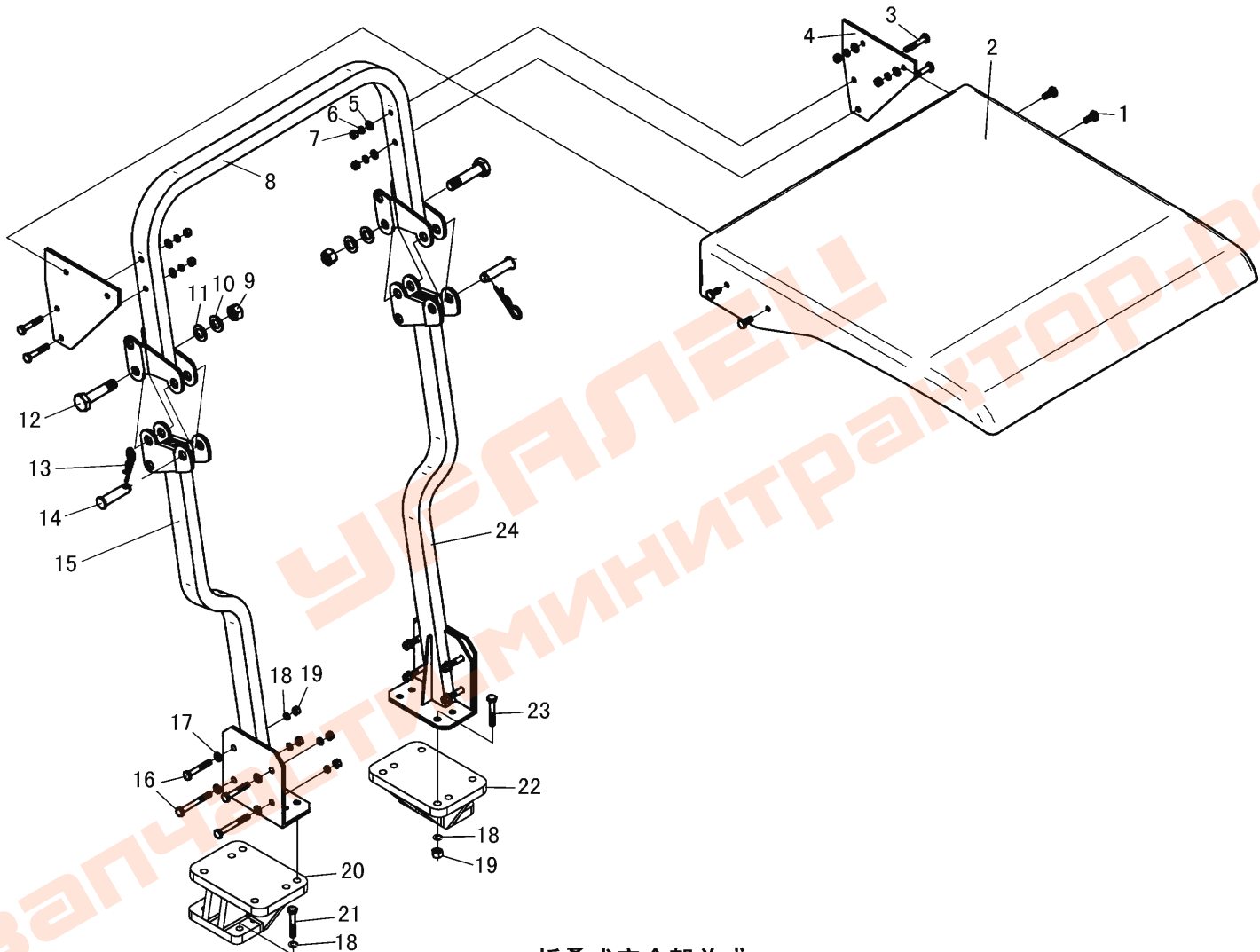
Floor Body Assembly

序号 Ser.No.	代号 Part No.	物料代码 ERP No.	名称	Name	数量 Qty.										
					650	654	700	704	750	754	800	804	850	854	
1	800.45.112-1	B800.45.112-1	前面板	Front panel	1	1	1	1	1	1	1	1	1	1	1
2	700.45.133A	B700.45.133A	前下窗玻璃	Glass ,front lower window	2	2	2	2	2	2	2	2	2	2	2
3	700.45.134A	B700.45.134A	前下窗密封条	Packing strip ,front lower window	2	2	2	2	2	2	2	2	2	2	2
4	800.45.013-1	B800.45.013-1	地板架焊合件	The floor Han matches a piece	1	1	1	1	1	1	1	1	1	1	1
5	800.45.109-1	B800.45.109-1	活动地板	Movable floor	1	1	1	1	1	1	1	1	1	1	1
6	800.45.023	B800.45.023/W	椅板焊合件	The chair plank Han matches a piece	1	1	1	1	1	1	1	1	1	1	1
7	800.45.108-1	B800.45.108-1	地板	Floor	1	1	1	1	1	1	1	1	1	1	1
8	700.45.201	B700.45.201	右尾盖	The right tail covers□	1	1	1	1	1	1	1	1	1	1	1
9	700.45.222	B700.45.222	左尾盖	The left tail covers	1	1	1	1	1	1	1	1	1	1	1
10	800.45.021A	B800.45.021A	后护板焊合件	Protect plank Han to match a piece behind	1	1	1	1	1	1	1	1	1	1	1
11	700.45.025-1	B700.45.025-1	护板扶手	Protect plank arm-rest	2	2	2	2	2	2	2	2	2	2	2
12	900.45.195	B900.45.195	后玻璃	Back window	1	1	1	1	1	1	1	1	1	1	1
13	900.45.196	B900.45.196	密封条	Packing strip	1	1	1	1	1	1	1	1	1	2	2
14	200E.47.005	B200E.47.005	后视镜	Rearview Mirror	2	2	2	2	2	2	2	2	2	2	2
15	700.47.702-1	B700.47.702-1/W	后视镜支撑杆	Supporting rod weldment ,rearview mirror	2	2	2	2	2	2	2	2	2	2	2
16	GB/T889	D03-89-10	螺母M10	Nut M10	2	2	2	2	2	2	2	2	2	2	2
17	GB/T5782	D01-5782-10×85	螺栓M10×85	Bolt M10×85	8	8	8	8	8	8	8	8	8	8	8
18	GB/T93	D05-93-10	垫圈10	Washer10	14	14	14	14	14	14	14	14	14	14	14
19	GB/T6170	D03-6170-10	螺母M10	Nut M10	14	14	14	14	14	14	14	14	14	14	14
20	GB/T5782	D01-5782-10×65	螺栓M10×65	Bolt M10×65	2	2	2	2	2	2	2	2	2	2	2
21	GB/T97.1	D05-97.1-10	垫圈10	Washer 10	4	4	4	4	4	4	4	4	4	2	2
22	800.45.011	B800.45.011/W	脚蹬焊合件	The feet Deng Han matches a piece		2	2	2	2	2	2	2	2	2	2
23	700.45.153	B700.45.153	后视镜固定套管	See a mirror behind fixed set of tube	2	2	2	2	2	2	2	2	2	2	2

续. 地板车身总成

Cont. Floor Body Assembly

序号 Ser.No.	代号 Part No.	物料代码 ERP No.	名称	Name	数量 Qty.										
					650	654	700	704	750	754	800	804	850	854	
24	800.45.024	B800.45.024	乘坐板焊合件	Embark plank Han to match a piece	1	1	1	1	1	1	1	1	1	1	1
25	GB/T93	D05-93-12	垫圈12	Washer 12	14	14	14	14	14	14	14	14	14	14	14
26	GB/T5783	D01-5783-12×30	螺栓M12×30	Bolt M12×30	4	4	4	4	4	4	4	4	4	4	4
27	800.45.022A	B800.45.022A/W	左护板焊合件	Left the Han protecting plank match a piece	1	1	1	1	1	1	1	1	1	1	1
28	GB/T5782	D01-5782-8×60	螺栓M8×60	Bolt M8×60	14	14	14	14	14	14	14	14	14	14	14
29	GB/T97.1	D05-97.1-8	垫圈8	Washer 8	22	22	22	22	22	22	22	22	22	22	22
30	GB/T93	D05-93-8	垫圈8	Washer 8	27	27	27	27	27	27	27	27	27	27	27
31	GB/T6170	D03-6170-8	螺母M8	Nut M8	19	19	19	19	19	19	19	19	19	19	19
32	GB/T5783	D01-5783-8×25	螺栓M8×25	Bolt M8×25	13	13	13	13	13	13	13	13	13	13	13
33	GB/T5782	D01-5782-12×45	螺栓M12×45	Bolt M12×45	4	4	4	4	4	4	4	4	4	4	4
34	GB/T97.1	D05-97.1-12	垫圈12	Washer 12	12	12	12	12	12	12	12	12	12	12	12
35	700.47.057A	B700.47.057A/W	右护板支承焊合件	Right the protecting plank accept Han to match a piece	1	1	1	1	1	1	1	1	1	1	1
36	GB/T6170	D03-6170-12	螺母M12	Nut M12	4	4	4	4	4	4	4	4	4	4	4
37	700.47.058A	B700.47.058A/W	左护板支承焊合件	Left the protecting plank accept Han to match a piece	1	1	1	1	1	1	1	1	1	1	1
38	GB/T5782	D01-5782-16×140	螺栓M16×140	Bolt M16×140	4	4	4	4	4	4	4	4	4	4	4
39	700.47.504	B700.47.504/B	减震垫片	Washer	16	16	16	16	16	16	16	16	16	16	16
40	700.47.506	B700.47.506	减震块	Dollop	16	16	16	16	16	16	16	16	16	16	16
41	700.47.505	B700.47.505/W	套管	Bushing	8	8	8	8	8	8	8	8	8	8	8
42	GB/T6170	D03-6170-16	螺母M16	Nut M16	8	8	8	8	8	8	8	8	8	8	8
43	GB/T5783	D01-5783-6×20	螺栓M6×20	Bolt M6×20	11	11	11	11	11	11	11	11	11	11	11
44	GB/T93	D05-93-06	垫圈6	Washer 6	11	11	11	11	11	11	11	11	11	11	11
45	GB/T97.1	D05-97.1-06	垫圈6	Washer 6	11	11	11	11	11	11	11	11	11	11	11
46	800.45.231	B800.45.231	液压输出口封闭盖	Seal plate	1	1	1	1	1	1	1	1	1	1	1

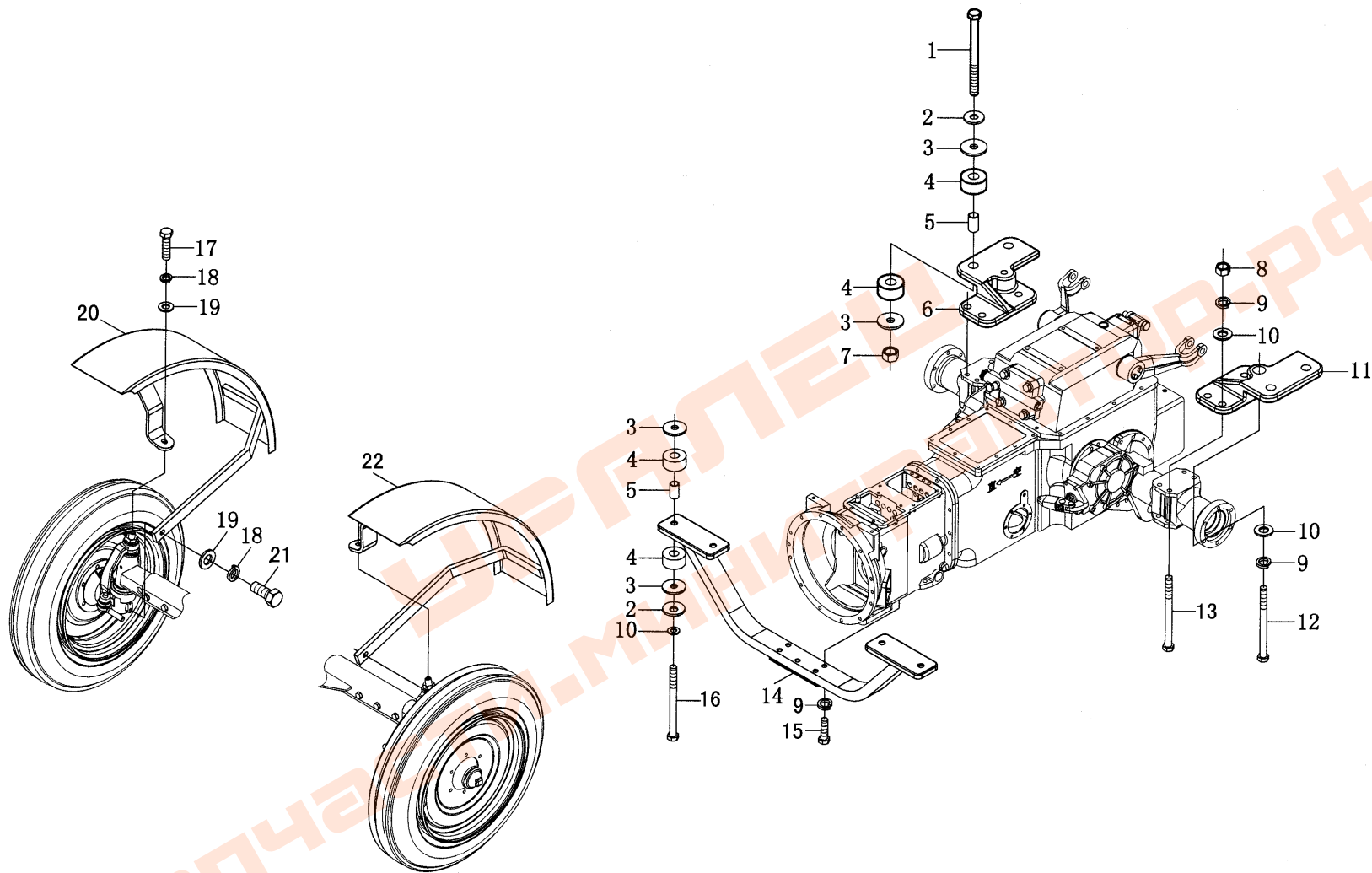


折叠式安全架总成
Foldable Protective Structure

折叠式安全架总成

Foldable Protective Structure

序号 Ser.No.	代号 Part No.	物料代码 ERP No.	名称	Name	数量 Qty.										
					650	654	700	704	750	754	800	804	850	854	
1	GB/T 5782	D01-5782-12×40	螺栓M12×40	Bolt M12×40	4	4	4	4	4	4	4	4	4	4	4
2	700.45.601	B700.45.601/W	遮阳篷	Canopy	1	1	1	1	1	1	1	1	1	1	1
3	GB/T 5782	D01-5782-12×90	螺栓M12×90	Bolt M12×90	4	4	4	4	4	4	4	4	4	4	4
4	700.45.602	B700.45.602/W	遮阳篷连接板	Connecting plate	2	2	2	2	2	2	2	2	2	2	2
5	GB/T 97.1	D05-97.1-12	垫圈12	Washer 12	8	8	8	8	8	8	8	8	8	8	8
6	GB/T 93	D05-93-12	垫圈12	Washer 12	8	8	8	8	8	8	8	8	8	8	8
7	GB/T 6170	D03-6170-12	螺母M12	Nut M12	8	8	8	8	8	8	8	8	8	8	8
8	700.45.040	B700.45.040/W	安全架上框焊合件	Upper frame weldment	1	1	1	1	1	1	1	1	1	1	1
9	GB/T 6170	D03-6170-30	螺母M30	Nut M30	2	2	2	2	2	2	2	2	2	2	2
10	GB/T 93	D05-93-30	垫圈30	Spring washer 30	2	2	2	2	2	2	2	2	2	2	2
11	GB/T 97.1	D05-97.1-30	垫圈30	Washer 30	2	2	2	2	2	2	2	2	2	2	2
12	700.45.402	B700.45.402/D	螺栓	Bolt	2	2	2	2	2	2	2	2	2	2	2
13	180.45.309	B180.45.309	弹簧锁销	Stop pin	2	2	2	2	2	2	2	2	2	2	2
14	700.45.401	B700.45.401/D	销轴	Pin axle	2	2	2	2	2	2	2	2	2	2	2
15	800.45.041	B800.45.041/W	安全架右撑管焊合件	Right support pipe weldment	1	1	1	1	1	1	1	1	1	1	1
16	GB/T 5782	D01-5782-16×85	螺栓M16×85	Bolt M16×85	8	8	8	8	8	8	8	8	8	8	8
17	GB/T 97.1	D05-97.1-16	垫圈16	Washer 16	8	8	8	8	8	8	8	8	8	8	8
18	GB/T 93	D05-93-16	垫圈16	Spring washer 16	22	22	22	22	22	22	22	22	22	22	22
19	GB/T 6170	D03-6170-16	螺母M16	Nut M16	16	16	16	16	16	16	16	16	16	16	16
20	700.47.507A	B700.47.507A	右后连接板	Right rear connecting plate	1	1	1	1	1	1	1	1	1	1	1
21	GB/T5782	D01-5782-16×50	螺栓M16×50	Bolt M16×50	6	6	6	6	6	6	6	6	6	6	6
22	700.47.508A	B700.47.508A	左后连接板	Left rear connecting plate	1	1	1	1	1	1	1	1	1	1	1
23	GB/T 5782	D01-5782-16×70	螺栓M16×70	Bolt M16×70	8	8	8	8	8	8	8	8	8	8	8

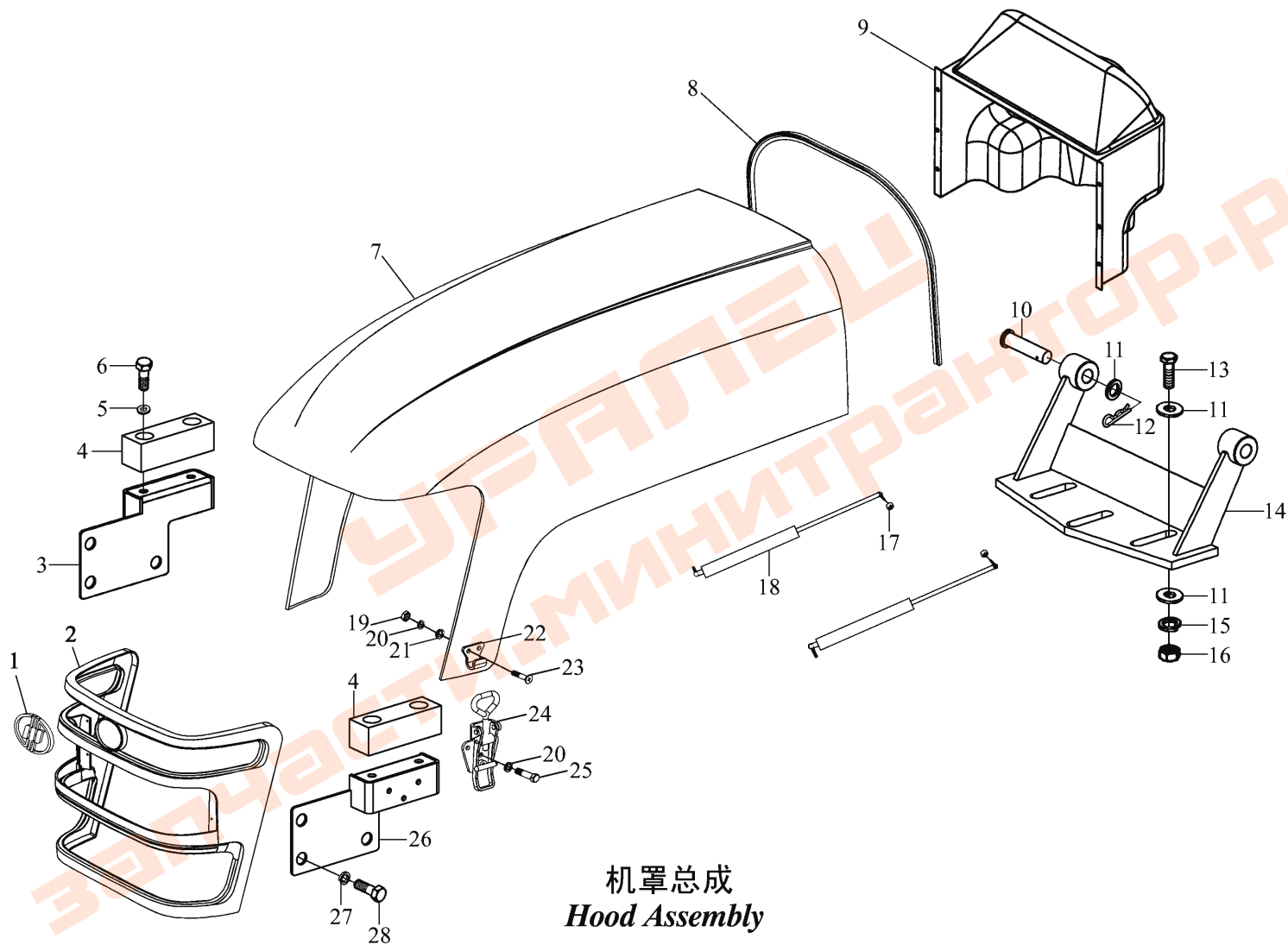


前后连接装置和左右前挡泥板总成
Fore-and-aft Connecting Mechanism and left/Right Front Mud Guard Assembly

前后连接装置和左右前挡泥板总成

Floor Body Assembly

序号 Ser.No.	代号 Part No.	物料代码 ERP No.	名称	Name	数量 Qty.										
					650	654	700	704	750	754	800	804	850	854	
1	GB/T5782	D01-5782-16×130	螺栓M16×130	Bolt M16×130	4	4	4	4	4	4	4	4	4	4	4
2	GB/T97.1	D05-97.1-16	垫圈16	Washer 16	22	22	22	22	22	22	22	22	22	22	22
3	700.47.504	B700.47.504/B	减震垫片	Dumped washer	16	16	16	16	16	16	16	16	16	16	16
4	700.47.506	B700.47.506	减震块	Dumped washer	16	16	16	16	16	16	16	16	16	16	16
5	700.47.505	B700.47.505/W	套管	Sleeve	8	8	8	8	8	8	8	8	8	8	8
6	700.47.057	B700.47.057/W	右后连接板	Connecting bracket ,right rear	1	1	1	1	1	1	1	1	1	1	1
7	GB/T889	D03-889-14	锁紧螺母	locking nut	8	8	8	8	8	8	8	8	8	8	8
8	GB/T6170	D03-6170-16	螺母M16	Nut M16	6	6	6	6	6	6	6	6	6	6	6
9	GB/T93	D05-93-16	垫圈16	Single coil spring lock washer	14	14	14	14	14	14	14	14	14	14	14
10	GB/T97.1	D05-97.1-16	垫圈16	Washer 16	22	22	22	22	22	22	22	22	22	22	22
11	700.47.058	B700.47.058/W	左后连接板	Connecting bracket ,left rear	1	1	1	1	1	1	1	1	1	1	1
12	GB/T5782	D01-5782-16×190	螺栓M16×190	Bolt M16×190	2	2	2	2	2	2	2	2	2	2	2
13	GB/T5782	D01-5782-16×215	螺栓M16×215	Bolt M16×215	6	6	6	6	6	6	6	6	6	6	6
14	700.47.051	B700.47.051/W	U形架总成	U-bracket assembly	1	1	1	1	1	1	1	1	1	1	1
15	GB/T5782	D01-5782-16×75	螺栓M16×75	Bolt M16×75	6	6	6	6	6	6	6	6	6	6	6
16	GB/T5782	D01-5782-16×150	螺栓M16×150	Bolt M16×150	4	4	4	4	4	4	4	4	4	4	4
17	GB/T5783	D01-5783-12×25	螺栓M12×25	Bolt M12×25	2	2	2	2	2	2	2	2	2	2	2
18	GB/T93	D05-93-12	垫圈12	Washer 12	4	4	4	4	4	4	4	4	4	4	4
19	GB/T97.1	D05-97.1-12	垫圈12	Washer 12	4	4	4	4	4	4	4	4	4	4	4
20	700.47.022-1	B700.47.022-1/W	右前挡泥板焊合件	Right front mud guard weldment	1	1	1	1	1	1	1	1	1	1	1
21	GB/T5783	D01-5783-12×30	螺栓M12×30	Bolt M12×30	2	2	2	2	2	2	2	2	2	2	2
22	700.47.021-1	B700.47.021-1/W	左前挡泥板焊合件	Left front mud guard weldment	1	1	1	1	1	1	1	1	1	1	1



机罩总成
Hood Assembly

机罩总成

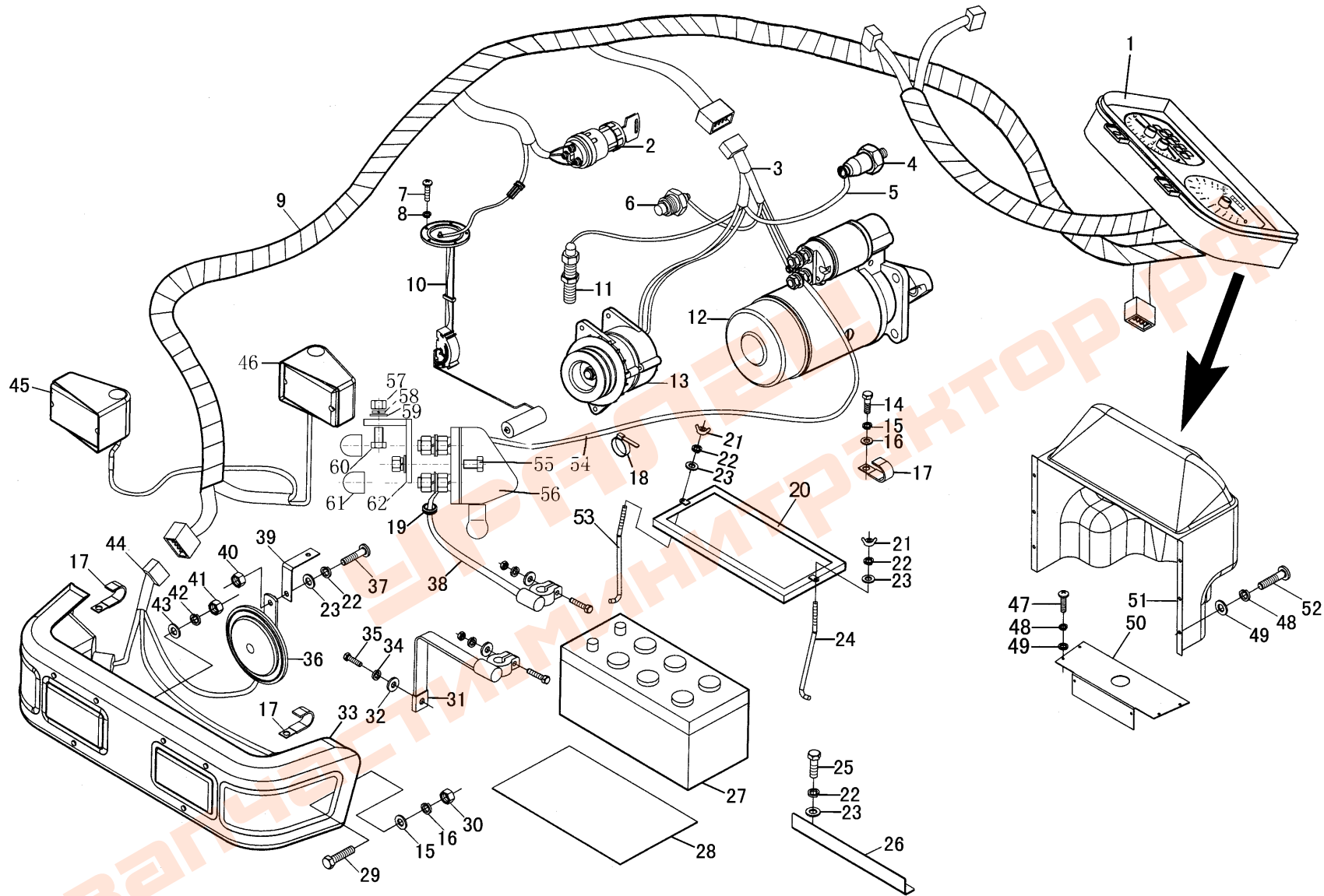
Hood Assembly

序号 Ser.No.	代号 Part No.	物料代码 ERP No.	名称	Name	数量 Qty.										
					650	654	700	704	750	754	800	804	850	854	
1	700.47.145-1	B700.47.145-1	产品图案标牌	Trademark Logo	1	1	1	1	1	1	1	1	1	1	1
2	700.47.040	B700.47.040	前面罩总成	Front grill assembly	1	1	1	1	1	1	1	1	1	1	1
3	700.47.066	B700.47.066	右锁扣支架焊合件	Support weldment ,right lock	1	1	1	1	1	1	1	1	1	1	1
4	700.47.664	B700.47.664	减震垫	Damping Cushion	2	2	2	2	2	2	2	2	2	2	2
5	GB/T97.1	D05-97.1-10	垫圈10	Washer 10	4	4	4	4	4	4	4	4	4	4	4
6	GB/T5783	D01-5783-10×35	螺栓M10×35	Bolt M10×35	4	4	4	4	4	4	4	4	4	4	4
7	800.47.010-1	B800.47.010-1/W	机罩焊合件	Hood weldment	1	1	1	1	1	1	1	1	1	1	1
8			嵌条	Dmbed rubber	△	△	△	△	△	△	△	△	△	△	△
9	700.48.037/038	B700.47.037/038	仪表板总成（上/下）	Panel assembly	1	1	1	1	1	1	1	1	1	1	1
10	GB/T882	D09-882-B16×80	销轴B16×80	Pin roll B16×80	2	2	2	2	2	2	2	2	2	2	2
11	GB/T97.1	D05-97.1-16	垫圈16	Washer 16	8	8	8	8	8	8	8	8	8	8	8
12	GB/T91	D09-91-4×25	销4×25	Pin 4×25	2	2	2	2	2	2	2	2	2	2	2
13	GB/T5783	D01-5783-12×30	螺栓M12×30	Bolt M12×30	3	3	3	3	3	3	3	3	3	3	3
14	700.47.073	B700.47.073	机罩连接铰链焊合件	Hood connecting hinge weldment	1	1	1	1	1	1	1	1	1	1	1
15	GB/T97.1	D05-97.1-12	垫圈12	Washer 12	3	3	3	3	3	3	3	3	3	3	3
16	GB/T6170	D03-6170-12	螺母M12	Nut M16	3	3	3	3	3	3	3	3	3	3	3
17	GB/T889	D03-889-10	螺母M10	Nut M10	2	2	2	2	2	2	2	2	2	2	2
18	800.47.060-1	B800.47.060-1	气弹簧(650N)	Gas spring(600N)	2	2	2	2	2	2	2	2	2	2	2
19	GB/T6170	D03-6170-06	螺母M6	Nut M6	4	4	4	4	4	4	4	4	4	4	4
20	GB/T93	D05-93-06	垫圈6	Washer 6	10	10	10	10	10	10	10	10	10	10	10
21	GB/T97.1	D05-97.1-06	垫圈6	Washer 6	4	4	4	4	4	4	4	4	4	4	4
22	700.47.650	B700.47.650	锁扣板	Lock plate	2	2	2	2	2	2	2	2	2	2	2
△ 适量 Just right amount															

机罩总成

Hood Assembly

序号 Ser.No.	代号 Part No.	物料代码 ERP No.	名称	Name	数量 Qty.										
					650	654	700	704	750	754	800	804	850	854	
23	GB/T818	D02-818-6×20	螺钉M6×20	Screw M6×20	4	4	4	4	4	4	4	4	4	4	4
24	300.47B.010	B300.47B.010	锁扣总成	Lock assembly	2	2	2	2	2	2	2	2	2	2	2
25	GB/T5783	D01-5783-6×20	螺栓M6×20	Bolt M6×20	6	6	6	6	6	6	6	6	6	6	6
26	700.47.067	B700.47.067	左锁扣支架焊合件	Support weldment ,left lock	1	1	1	1	1	1	1	1	1	1	1
27	GB/T93	D05-93-12	垫圈12	Washer12	6	6	6	6	6	6	6	6	6	6	6
28	GB/T5783	D01-5783-12×20	螺栓M12×20	Bolt M12×20	6	6	6	6	6	6	6	6	6	6	6
29	GB/T93	D05-93-12	垫圈12	Washer 12	2	2	2	2	2	2	2	2	2	2	2
30	700.47.621	B700.47.621	垫片	Washer	2	2	2	2	2	2	2	2	2	2	2



电器系统总成 (一)
Electrical System Assembly (I)

电器系统总成（一）

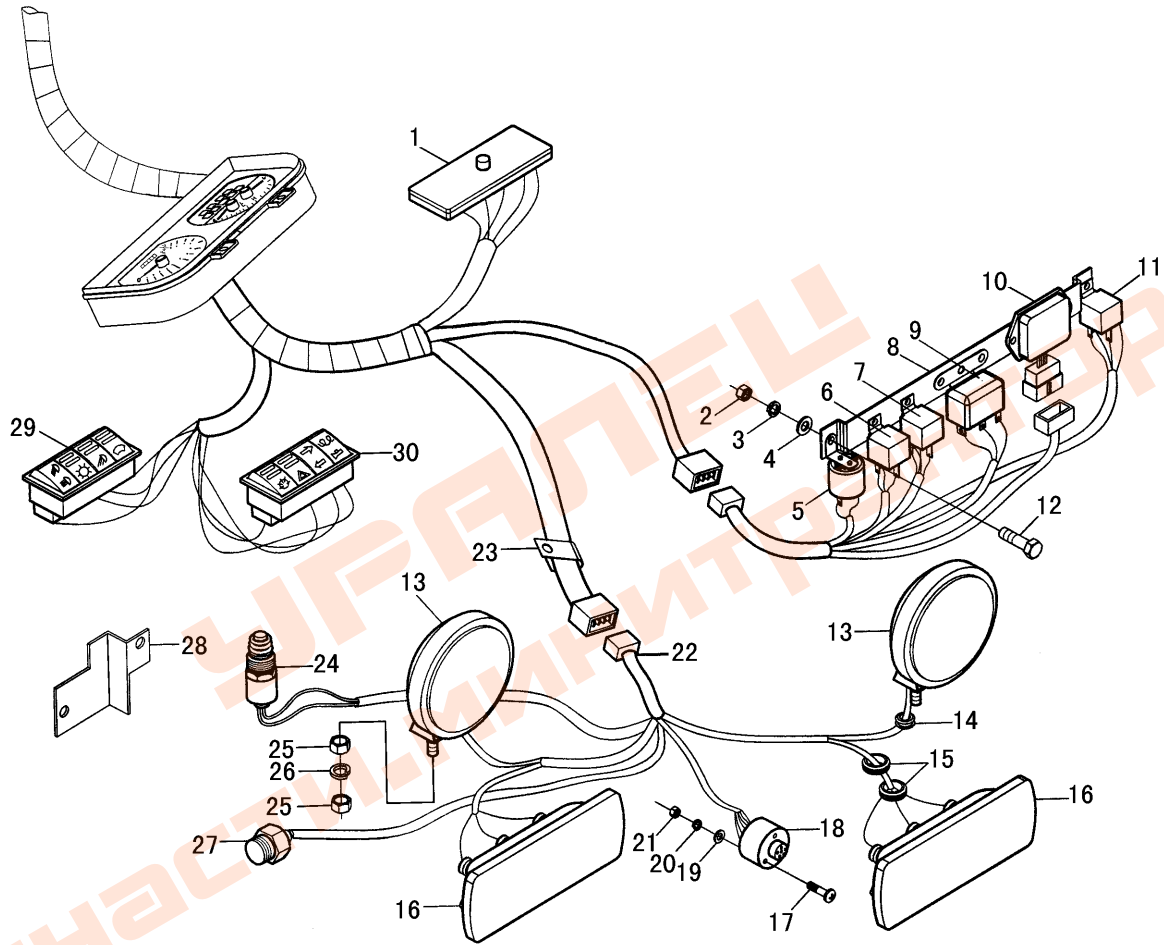
Electrical System Assembly(I)

序号 Ser.No.	代号 Part No.	名称	物料代码 ERP NO.	Name	数量 Qty.										
					650	654	700	704	750	754	800	804	850	854	
1	700.48.040	组合仪表总成	B700.48.040	Combination instrument assembly	1	1	1	1	1	1	1	1	1	1	1
	C110-021	组合仪表(新通达130齿)	C110-021	Combination instrument assembly	1	1	1	1	1	1	1	1	1	1	1
	C110-003	组合仪表(济宁130齿)	C110-003	Combination instrument assembly	1	1	1	1	1	1	1	1	1	1	1
2	C402-003	点火锁JK290A(中文)	C402-003	Ignition lock JK290A	1	1	1	1	1	1	1	1	1	1	1
	C402-0031	点火锁JK290A(英文)	C402-0031	Ignition lock JK290A	1	1	1	1	1	1	1	1	1	1	1
3	700.48.026-2	传感器线束总成(内销)	B700.48.026-2	Engine barness assembly	1	1	1	1	1	1	1	1	1	1	1
	700.48.026-2A	传感器线束总成(外销)	B700.48.026-2A	Engine barness assembly	1	1	1	1	1	1	1	1	1	1	1
	700.48.026-2B	传感器线束总成(整体式发电机)	B700.48.026-2B	Engine barness assembly	1	1	1	1	1	1	1	1	1	1	1
4	C303-001	油压报警器(新通达)	C303-001	Pressure alam	1	1	1	1	1	1	1	1	1	1	1
	C303-005	油压报警器(济宁)	C303-005	Pressure alam	1	1	1	1	1	1	1	1	1	1	1
5	700.48.033	气压报警线	B700.48.033	Wire for alam	1	1	1	1	1	1	1	1	1	1	1
6	C301-003	水温传感器(新通达)	C301-003	Water temperature sensor WDG1371	1	1	1	1	1	1	1	1	1	1	1
	C301-008	水温传感器(济宁)	C301-008	Water temperature sensor WDG1371	1	1	1	1	1	1	1	1	1	1	1
7	GB/T818	螺钉M4×6	GB/T818	Screw M4×6	5	5	5	5	5	5	5	5	5	5	5
8	GB/T93	垫圈4	GB/T93	Washer 4	5	5	5	5	5	5	5	5	5	5	5
9	700.48.021	主线束总成(内销)	B700.48.021	Body harness assembly	1	1	1	1	1	1	1	1	1	1	1
	700.48.021A	主线束总成(外销)	B700.48.021A	Body harness assembly	1	1	1	1	1	1	1	1	1	1	1
	700.48.021B	主线束总成(整体式发电机)	B700.48.021B	Body harness assembly	1	1	1	1	1	1	1	1	1	1	1
10	C302-012	燃油传感器(新通达)	C302-012	Fuel sensor RG1163S	1	1	1	1	1	1	1	1	1	1	1
	C302-011	燃油传感器(济宁)	C302-011	Fuel sensor RG1163S	1	1	1	1	1	1	1	1	1	1	1
11	C304-005	转速传感器(新通达)	C304-005	Speed sensor ZG255C	1	1	1	1	1	1	1	1	1	1	1
	C304-008	转速传感器(济宁)	C304-008	Speed sensor ZG255C	1	1	1	1	1	1	1	1	1	1	1
12		起动电动机QD141G		Stater QD141G	1	1	1	1	1	1	1	1	1	1	1
13		交流发电机JF1521B		Alternator JF1521B	1	1	1	1	1	1	1	1	1	1	1
14	GB/T5783	螺栓M6×20	GB/T5783	Bolt M6×20	5	5	5	5	5	5	5	5	5	5	5
15	GB/T93	垫圈6	GB/T93	Washer 6	5	5	5	5	5	5	5	5	5	5	5

续. 电器系统总成 (一)

Cont. Electrical System Assembly(I)

序号 Ser.No.	代号 Part No.	名称	物料代码 ERP NO.	Name	数量 Qty.									
					650	654	700	704	750	754	800	804	850	854
40	GB/T6170	螺母M8	GB/T6170	Nut M8	1	1	1	1	1	1	1	1	1	1
41	GB/T6170	1型六角螺母M5	GB/T6170	Hexagon nut ,style 1	28	28	28	28	28	28	28	28	28	28
42	GB/T93	垫圈5	GB/T93	Washer	28	28	28	28	28	28	28	28	28	28
43	GB/T97.1	垫圈5	GB/T97.1	Washer	1	1	1	1	1	1	1	1	1	1
44	700.48.022	前大灯线束总成	B700.48.022	Harness assembly ,front lamp	1	1	1	1	1	1	1	1	1	1
45	C202-009	右扶手灯总成	C202-009	Right armrest lamp assembly	1	1	1	1	1	1	1	1	1	1
46	C202-009	左扶手灯总成	C202-009	Left armrest lamp assembly	1	1	1	1	1	1	1	1	1	1
47	GB/T5783	螺栓M8*40	GB/T5783	Hexagon head bolt	2	2	2	2	2	2	2	2	2	2
48	GB/T93	垫圈8	GB/T93	Washer	4	4	4	4	4	4	4	4	4	4
49	GB/T97.1	垫圈8	GB/T97.1	Washer	4	4	4	4	4	4	4	4	4	4
50	700.48.118	电器绝缘板	B700.48.118	Fender	1	1	1	1	1	1	1	1	1	1
51	700.45.015	仪表板总成	B700.45.015	Panel assembly	1	1	1	1	1	1	1	1	1	1
52	GB/T818	十字槽盘头螺钉	GB/T818	Croose recessed pan head screw	1	1	1	1	1	1	1	1	1	1
53	700.48.116-1	电瓶右拉杆	B700.48.116-1	Right Pull Rod , battery	1	1	1	1	1	1	1	1	1	1
54	700.48.024-2	起动机至电源总开关电缆总成	B700.48.024-2	Cable	1	1	1	1	1	1	1	1	1	1
55	GB/T5783	螺栓M8*30	GB/T5783	Bolt M8×30	2	2	2	2	2	2	2	2	2	2
56	C402-018	电源总开关	C402-018	power supply switch	1	1	1	1	1	1	1	1	1	1
57	GB/T6170	螺母M8	GB/T6170	Nut M8	4	4	4	4	4	4	4	4	4	4
58	GB/T93	垫圈8	GB/T93	Washer8	4	4	4	4	4	4	4	4	4	4
59	GB/T97.1	垫圈8	GB/T97.1	Washer8	4	4	4	4	4	4	4	4	4	4
60	GB/T5783	螺栓M8*25	GB/T5783	Bolt M8×25	2	2	2	2	2	2	2	2	2	2
61	250.48.505	接线柱橡胶套	B250.48.505	latex convention	2	2	2	2	2	2	2	2	2	2
62	700.48.036	电源总开关支架焊合件	B700.48.036	bracket jointing piece	1	1	1	1	1	1	1	1	1	1

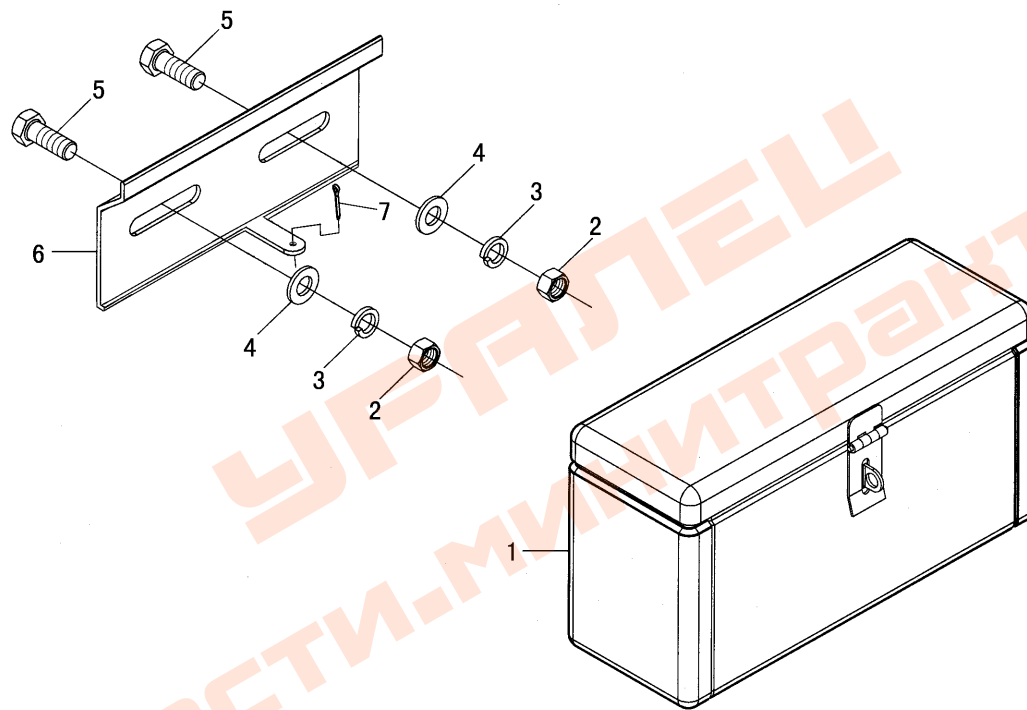


电器系统总成 (二)
Electrical System Assembly(II)

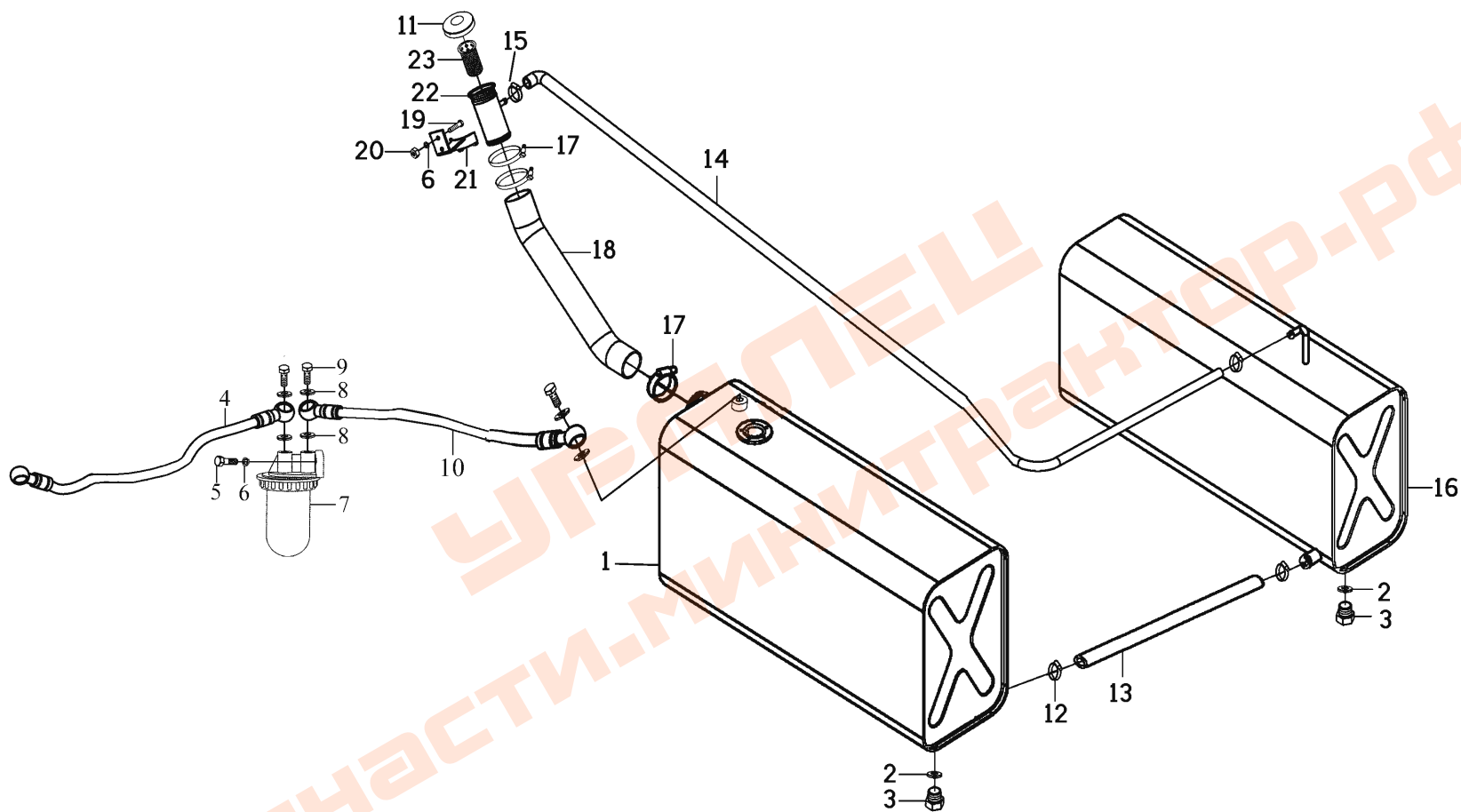
电器系统总成 (二)

Electrical System Assembly(II)

序号 Ser.No.	代号 Part No.	名称	物料代码 ERP NO.	Name	数量 Qty.									
					650	654	700	704	750	754	800	804	850	854
1	C702-BX-508	保险丝盒BX-508	C702-BX-508	Fuse boxBX-508	1	1	1	1	1	1	1	1	1	1
2	GB/T6170	螺母M6	GB/T6170	Nut M6	2	2	2	2	2	2	2	2	2	2
3	GB/T93	垫圈6	GB/T93	Washer 6	8	8	8	8	8	8	8	8	8	8
4	GB/T97.1	垫圈6	GB/T97.1	Washer 6	8	8	8	8	8	8	8	8	8	8
5	C502-DL129	喇叭	C502-DL129	Buzzer	1	1	1	1	1	1	1	1	1	1
6	C503-001	电子闪光器	C503-001	Electronic flasher	1	1	1	1	1	1	1	1	1	1
7	C502-001	主电源继电器	C502-001	Main power source relay	1	1	1	1	1	1	1	1	1	1
8	700.48.032	继电器安装支架总成	B700.48.032	Bracket assembly ,relay	1	1	1	1	1	1	1	1	1	1
9	C502-002	启动继电器	C502-002	Relay for starting	1	1	1	1	1	1	1	1	1	1
10	C501-002	电压调节器	C501-002	Voltage adjuster	1	1	1	1	1	1	1	1	1	1
11	C502-001	灯光继电器	C502-001	Light relay	1	1	1	1	1	1	1	1	1	1
12	GB/T5783	螺栓M6×20	GB/T5783	Bolt M6×20	8	8	8	8	8	8	8	8	8	8
13	C202-002	后尾灯总成	C202-002	Rear tail lamp assembly	2	2	2	2	2	2	2	2	2	2
14	700.48.094	穿线胶圈 (二)	B700.48.094	Rubber ring (2)	10	10	10	10	10	10	10	10	10	10
15	700.48.092	穿线胶圈 (三)	B700.48.092	Rubber ring (3)	4	4	4	4	4	4	4	4	4	4
16	C203-003	后照灯总成	C203-003	Rear light assembly	2	2	2	2	2	2	2	2	2	2
17	GB/T818	螺钉M5×35	GB/T818	Screw M5×35	3	3	3	3	3	3	3	3	3	3
18	C604-011	后挂车插座	C604-011	Socket ,rear trailer	1	1	1	1	1	1	1	1	1	1
19	GB/T97.1	垫圈5	GB/T97.1	Washer 5	3	3	3	3	3	3	3	3	3	3
20	GB/T93	垫圈5	GB/T93	Washer 5	3	3	3	3	3	3	3	3	3	3
21	GB/T6170	螺母M5	GB/T6170	Nut M5	3	3	3	3	3	3	3	3	3	3
22	700.48.023	后灯线束总成	B700.48.023	Harness assembly ,rear lamp	1	1	1	1	1	1	1	1	1	1
23	160.48.130	电缆线固定卡	B160.48.130	Harness tighten keeper(1)	13	13	13	13	13	13	13	13	13	13



工具箱总成
Tool Box Assembly



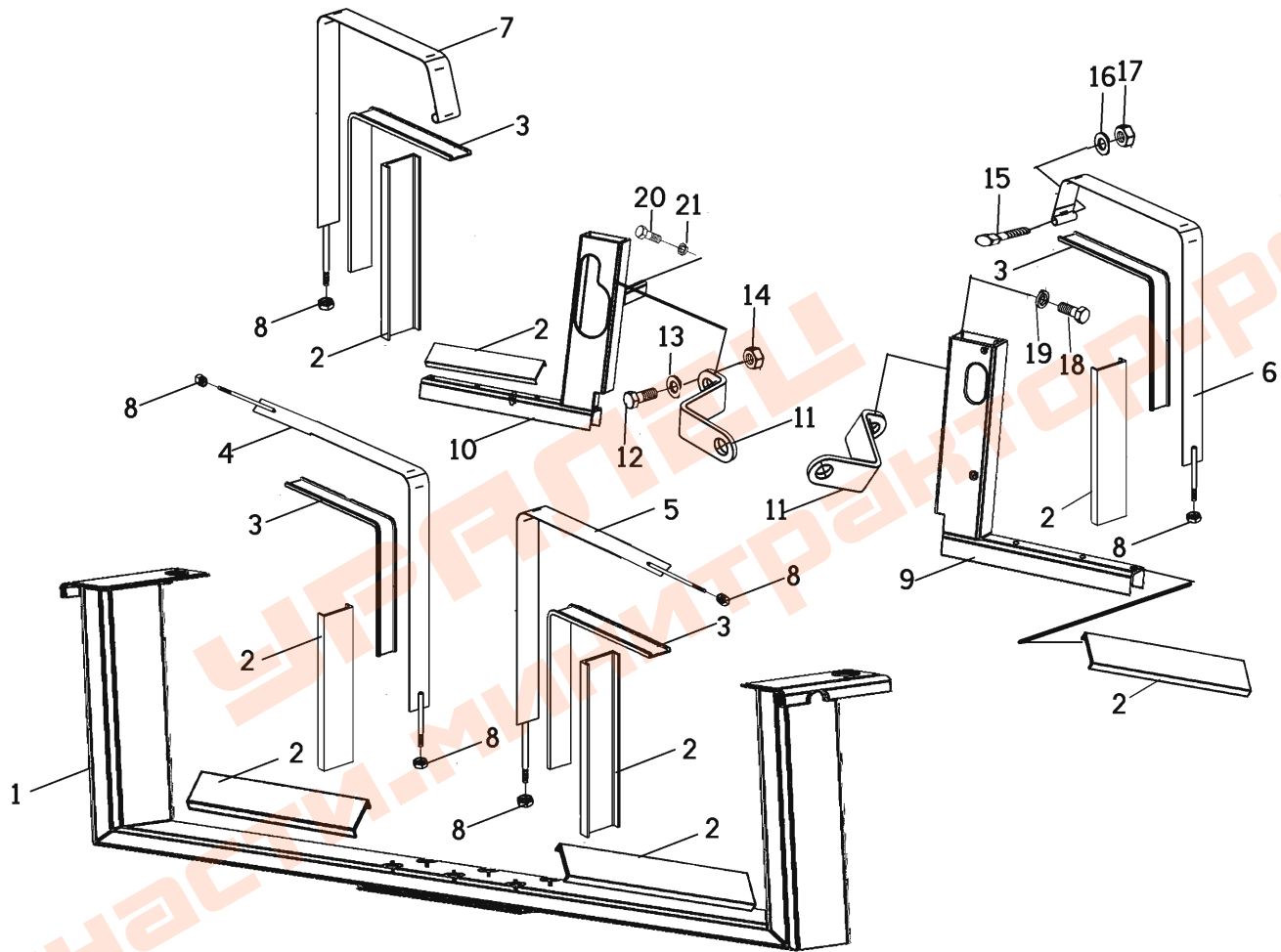
油箱总成 (一)
Fuel Tank Assembly (I)

油箱总成(一)

Fuel tank assembly(I)

序号 Ser.No.	代号 Part No.	物料代码 ERP No.	名称	Name	数量 Qty.											
					650	654	700	704	750	754	800	804	850	854		
1	800.50.011A	B800.50.011A	主油箱焊合件		1	1	1	1	1	1	1	1	1	1	1	1
2	JB/T982	D05-982-20	垫圈20	Washer 20	2	2	2	2	2	2	2	2	2	2	2	2
3	GB/T5785	D01-5785-14×1.5×20	螺栓M14×1.5×20	Bolt M14×1.5×20	2	2	2	2	2	2	2	2	2	2	2	2
4	800.50.010	B800.50.010	输油管总成	Oil outlet pipe assembly	1	1	1	1	1	1	1	1	1	1	1	1
5	GB/T5783	D01-5783-8×30	螺栓M8×30	Bolt M8×30	2	2	2	2	2	2	2	2	2	2	2	2
6	GB/T93	D05-93-08	垫圈8	Washer 8	4	4	4	4	4	4	4	4	4	4	4	4
7	250.50.020A	B250.50.020A	沉淀杯总成	Sedimentary cup assembly	1	1	1	1	1	1	1	1	1	1	1	1
8	700.50.107	B700.50.107	铝垫	Aluminium washer	6	6	6	6	6	6	6	6	6	6	6	6
9	700.50.106	B700.50.106	空心螺栓	Hollow bolt	3	3	3	3	3	3	3	3	3	3	3	3
10	800.50.023	B800.50.023	沉淀杯进油管	Oil inlet pipe, sedimentary cup	1	1	1	1	1	1	1	1	1	1	1	1
11	550.50.041	B550.50.041	油箱加注口盖总成	Fuel tank filler cap assembly	1	1	1	1	1	1	1	1	1	1	1	1
12	ZBJ15001	D16-15001-25-38	喉箍25-38	Hoop 25-38	2	2	2	2	2	2	2	2	2	2	2	2
13	800.50.115	B800.50.115	主副油箱连接胶管	The main vice- fuel tank conjunction gum takes care of□	1	1	1	1	1	1	1	1	1	1	1	1
14			出气胶管(内径12)	Give vent to anger gum tube(inside path 12)	△	△	△	△	△	△	△	△	△	△	△	△
15	ZBJ15001	D16-15001-13-19	喉箍13-19	Hoop 13-19	4	4	4	4	4	4	4	4	4	4	4	4
16	800.50.012A	B800.50.012A	副油箱焊合件	Left fuel tank weldment	1	1	1	1	1	1	1	1	1	1	1	1
17	ZBJ150001	D16-15001-D90	喉箍D90	Hoop D90	3	3	3	3	3	3	3	3	3	3	3	3
18	800.50.135	B800.50.135	输油管	Oil outlet pipe	1	1	1	1	1	1	1	1	1	1	1	1
19	GB/T5783	D01-5783-8×25	螺栓M8×25	Bolt M8×25	2	2	2	2	2	2	2	2	2	2	2	2
20	GB/T6170	D03-6170-8	螺母M8	Nut M8	2	2	2	2	2	2	2	2	2	2	2	2
21	800.50.023	B800.50.023	加油口固定座焊合件	Fuel filler holder weldment	1	1	1	1	1	1	1	1	1	1	1	1
22	900.50.032A	B900.50.032A	加油口焊合件	Fuel filler weldment	1	1	1	1	1	1	1	1	1	1	1	1

△ 适量 Just right amount

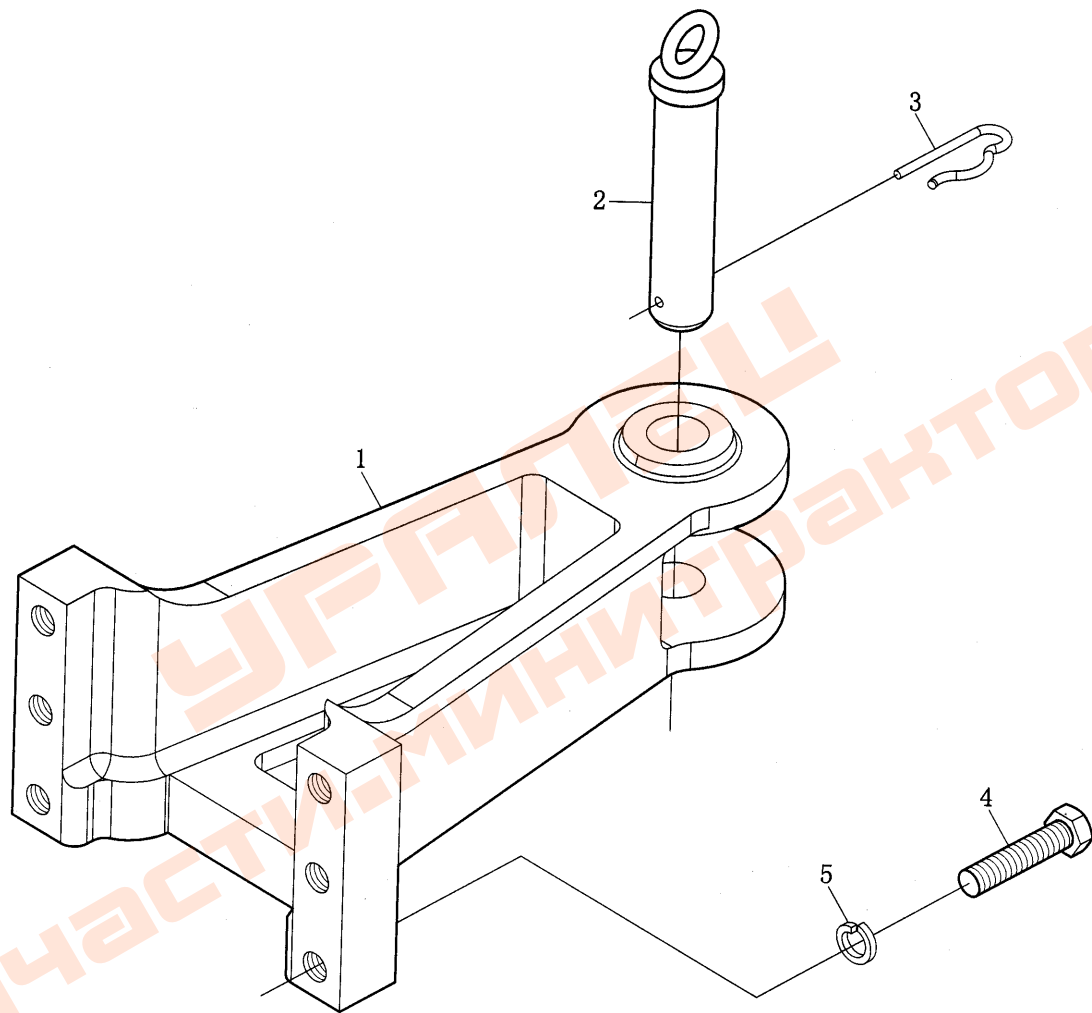


油箱总成 (二)
Fuel Tank Assembly(II)

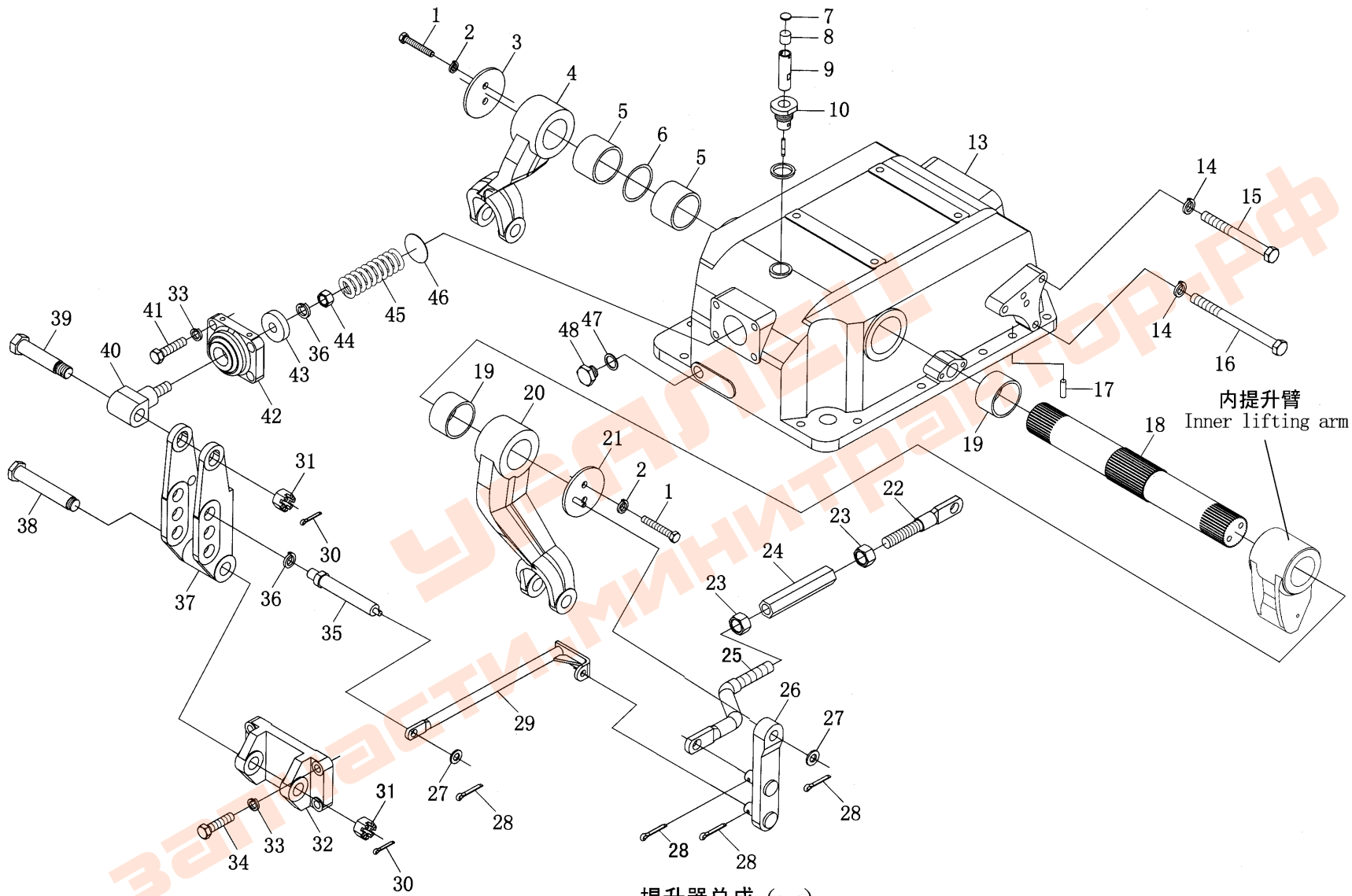
油箱总成(二)

Fuel tank assembly(II)

序号 Ser.No.	代号 Part No.	物料代码 ERP No.	名称	Name	数量 Qty.										
					650	654	700	704	750	754	800	804	850	854	
1	800.47.051	B800.47.051/T	U形架焊合件	The U form Han matches a piece	1	1	1	1	1	1	1	1	1	1	1
2	800.50.121	B800.50.121	油箱底板胶垫	The fuel tank scaleboard gum mat	8	8	8	8	8	8	8	8	8	8	8
3	700.50.256	B700.50.256	副油箱扎紧带胶垫	The vice- fuel tank ties up fast to take gum mat	6	6	6	6	6	6	6	6	6	6	6
4	800.50.019	B800.50.019	右前箍带焊合件	The right ex- hoop takes Han to match a piece	1	1	1	1	1	1	1	1	1	1	1
5	800.50.017	B800.50.017	左前箍带焊合件	The left ex- hoop takes Han to match a piece	1	1	1	1	1	1	1	1	1	1	1
6	800.50.018	B800.50.018	左后箍带焊合件	The left empress hoop takes Han to match a piece	1	1	1	1	1	1	1	1	1	1	1
7	800.50.020	B800.50.020	右后箍带焊合件	The right empress hoop takes Han to match a piece	1	1	1	1	1	1	1	1	1	1	1
8	GB/T6170	D03-6170-8	螺母M8	Nut M8	15	15	15	15	15	15	15	15	15	15	15
9	800.50.015	B800.50.015	左支架焊合件	The left support Han matches a piece	1	1	1	1	1	1	1	1	1	1	1
10	800.50.016	B800.50.016	右支架焊合件	The right support Han matches a piece	1	1	1	1	1	1	1	1	1	1	1
11	800.50.127	B800.50.127	支架连接板	The support links plank	2	2	2	2	2	2	2	2	2	2	2
12	GB/T5783	D01-5783-12×25	螺栓M12*25	Bolt M12×25	2	2	2	2	2	2	2	2	2	2	2
13	GB/T93	D05-93-12	垫圈12	Washer 12	2	2	2	2	2	2	2	2	2	2	2
14	GB/T6170	D03-6170-12	螺母12	Nut M12	2	2	2	2	2	2	2	2	2	2	2
15	GB/T5782	D01-5782-8×75	螺栓M8*75	Bolt M8×75	2	2	2	2	2	2	2	2	2	2	2
16	GB/T93	D05-93-08	垫圈M8	Washer 8	2	2	2	2	2	2	2	2	2	2	2
17	GB/T6170	D03-6170-8	螺母8	Nut M8	2	2	2	2	2	2	2	2	2	2	2
18	GB/T5783	D01-5783-12×20	螺栓M12*20	Bolt M12×20	2	2	2	2	2	2	2	2	2	2	2
19	GB/T93	D05-93-12	垫圈M12	Washer 12	2	2	2	2	2	2	2	2	2	2	2
20	GB/T5783	D01-5783-10×20	螺栓M10*20	Bolt M10×20	2	2	2	2	2	2	2	2	2	2	2
21	GB/T93	D05-93-10	垫圈10	Washer 10	2	2	2	2	2	2	2	2	2	2	2
22															
23															



拖挂装置总成
Towing Mechanism Assembly



内提升臂
Inner lifting arm

提升器总成 (一)
Lifter Assembly(I)
150

提升器总成（一）

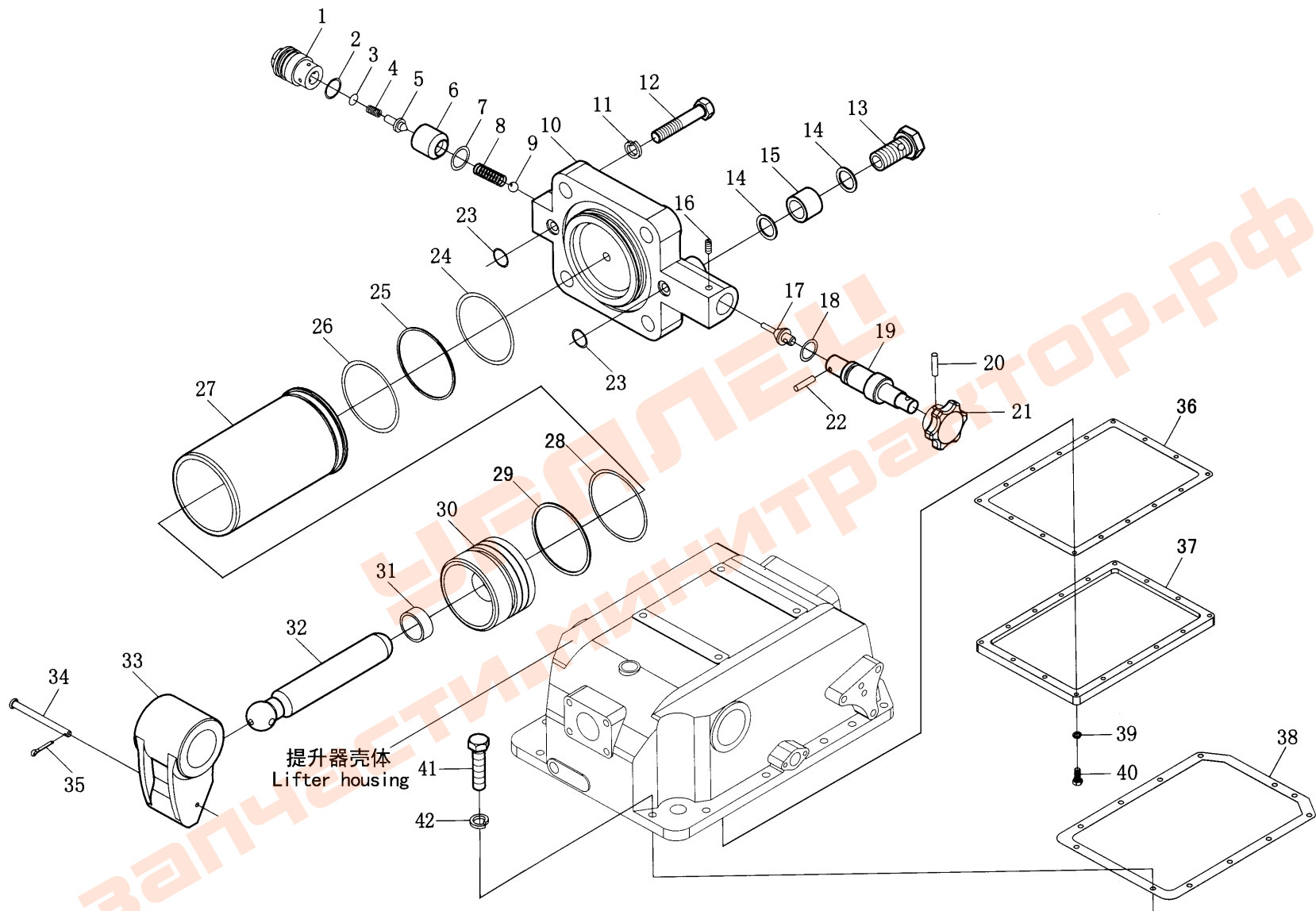
Lifter Assembly(I)

序号 Ser.No.	代号 Part No.	物料代码 ERP No.	名称	Name	数量 Qty.										
					650	654	700	704	750	754	800	804	850	854	
1	GB/T5783	D01-5783-10×20	螺栓M10×20	Bolt M10×20	4	4	4	4	4	4	4	4	4	4	4
2	GB/T93-1987	D05-93-10	垫圈10	Wahser 10	4	4	4	4	4	4	4	4	4	4	4
3	700.55.115	B700.55.115	左提升臂压板	Pressure plate of left lifting arm	1	1	1	1	1	1	1	1	1	1	1
4	700.55.107A	B700.55.107A	外提升臂（左）	Outer lifting arm (left)	1	1	1	1	1	1	1	1	1	1	1
5	700.55.116	B700.55.116	铜轴套	Copper sleeve	4	4	4	4	4	4	4	4	4	4	4
6	GB 3452.1	D07-3452.1-55×5.3	O形密封圈55×5.3	O-seal ring 55×5.3	2	2	2	2	2	2	2	2	2	2	2
7	700.55.129	B700.55.129	堵头	Plug	1	1	1	1	1	1	1	1	1	1	1
8	700.55.133	B700.55.133	海棉	Sponge	1	1	1	1	1	1	1	1	1	1	1
9	700.55.130	B700.55.130	通气筒	Vent pipe	1	1	1	1	1	1	1	1	1	1	1
10	700.55.131	B700.55.131	加油盖芯	Core,oil filler	1	1	1	1	1	1	1	1	1	1	1
11	700.55.132	B700.55.132	油尺	Dipstick	1	1	1	1	1	1	1	1	1	1	1
12	700.55.128	B700.55.128	铝垫	Aluminium washer	1	1	1	1	1	1	1	1	1	1	1
13	700.55.110B	B700.55.110B	提升器壳体	Lifter housing	1	1	1	1	1	1	1	1	1	1	1
14	GB/T93	D05-93-08	垫圈8	Single coil spring lock washer 8	3	3	3	3	3	3	3	3	3	3	3
15	700.55.127	B700.55.127	螺栓	Bolt	2	2	2	2	2	2	2	2	2	2	2
16	700.55.126	B700.55.126	螺栓	Bolt	1	1	1	1	1	1	1	1	1	1	1
17	GB/T119	D09-119-B12×24	圆柱销B12×24	Parallel pin B12×24	2	2	2	2	2	2	2	2	2	2	2
18	700.55.108	B700.55.108	提升轴	Lifting shaft	1	1	1	1	1	1	1	1	1	1	1
19	700.55.114	B700.55.114	套筒	Sleeve	2	2	2	2	2	2	2	2	2	2	2
20	700.50.162	B700.50.162	外提升臂（右）	Outer lifting arm (right)	1	1	1	1	1	1	1	1	1	1	1
21	700.55.017	B700.55.017	右提升臂压板焊合	Pressure plate welding , rihgt lifting arm	1	1	1	1	1	1	1	1	1	1	1
22	700.55.125A	B700.55.125A	前调节杆	Front adjusting rod	1	1	1	1	1	1	1	1	1	1	1
23	GB/T6170	D03-6170-8	螺母M8	Nut M8	2	2	2	2	2	2	2	2	2	2	2

续. 提升器总成 (一)

Cont.Lifter Assembly(I)

序号 Ser.No.	代号 Part No.	物料代码 ERP No.	名称	Name	数量 Qty.										
					650	654	700	704	750	754	800	804	850	854	
24	700.55.123A	B700.55.123A	调节螺套	Adjusting screw sleeve	1	1	1	1	1	1	1	1	1	1	1
25	700.55.124A	B700.55.124A	后调节杆	Rear adjusting rod	1	1	1	1	1	1	1	1	1	1	1
26	700.55.016	B700.55.016	中间臂焊合总成	Middle arm welding assembly	1	1	1	1	1	1	1	1	1	1	1
27	GB/T97.1	D05-97.1-08	垫圈8	Washer 8	3	3	3	3	3	3	3	3	3	3	3
28	GB/T91	D09-91-2×14	销2×14	Pin 2×14	4	4	4	4	4	4	4	4	4	4	4
29	700.55.015A	B700.55.015A	连接杆焊合总成	Connecting rod welding assembly	1	1	1	1	1	1	1	1	1	1	1
30	GB/T91	D09-91-4×36	销4×36	Pin 4×36	2	2	2	2	2	2	2	2	2	2	2
31	GB/T6181	D03-6181-20	螺母M20	Nut M20	2	2	2	2	2	2	2	2	2	2	2
32	700.55.119	B700.55.119	上拉杆支座	Bracket ,upper pull rod	1	1	1	1	1	1	1	1	1	1	1
33	GB/T93	D05-93-12	垫圈12	Washer 12	8	8	8	8	8	8	8	8	8	8	8
34	GB/T5783	D01-5783-12×40	螺栓M12×40	Bolt M12×40	4	4	4	4	4	4	4	4	4	4	4
35	700.55.122	B700.55.122	销	Pin	1	1	1	1	1	1	1	1	1	1	1
36	GB/T93	D05-93-16	垫圈16	Washer 16	2	2	2	2	2	2	2	2	2	2	2
37	700.55.101	B700.55.101	连接架	Connecting bracket	1	1	1	1	1	1	1	1	1	1	1
38	700.55.120	B700.55.120	连接螺栓	Connecting bolt	1	1	1	1	1	1	1	1	1	1	1
39	700.55.121	B700.55.121	螺栓	Bolt	1	1	1	1	1	1	1	1	1	1	1
40	700.55.102	B700.55.102	力调节传感接头	Sensor joint for force adjust	1	1	1	1	1	1	1	1	1	1	1
41	GB/T5783	D01-5783-12×35	螺栓M12×35	Bolt M12×35	4	4	4	4	4	4	4	4	4	4	4
42	700.55.103	B700.55.103	弹簧座	Spring seat	1	1	1	1	1	1	1	1	1	1	1
43	700.55.104	B700.55.104	弹簧压板	Pressure washer for spring	1	1	1	1	1	1	1	1	1	1	1
44	GB/T6171	D01-6171-16×1.5	螺母M16×1.5	Bolt M16×1.5	1	1	1	1	1	1	1	1	1	1	1
45	700.55.105	B700.55.105	力调节弹簧	Spring for force adjust	1	1	1	1	1	1	1	1	1	1	1
△适量 Just amount															



提升器总成 (二)
Lifter Assembly(II)

提升器总成 (二)

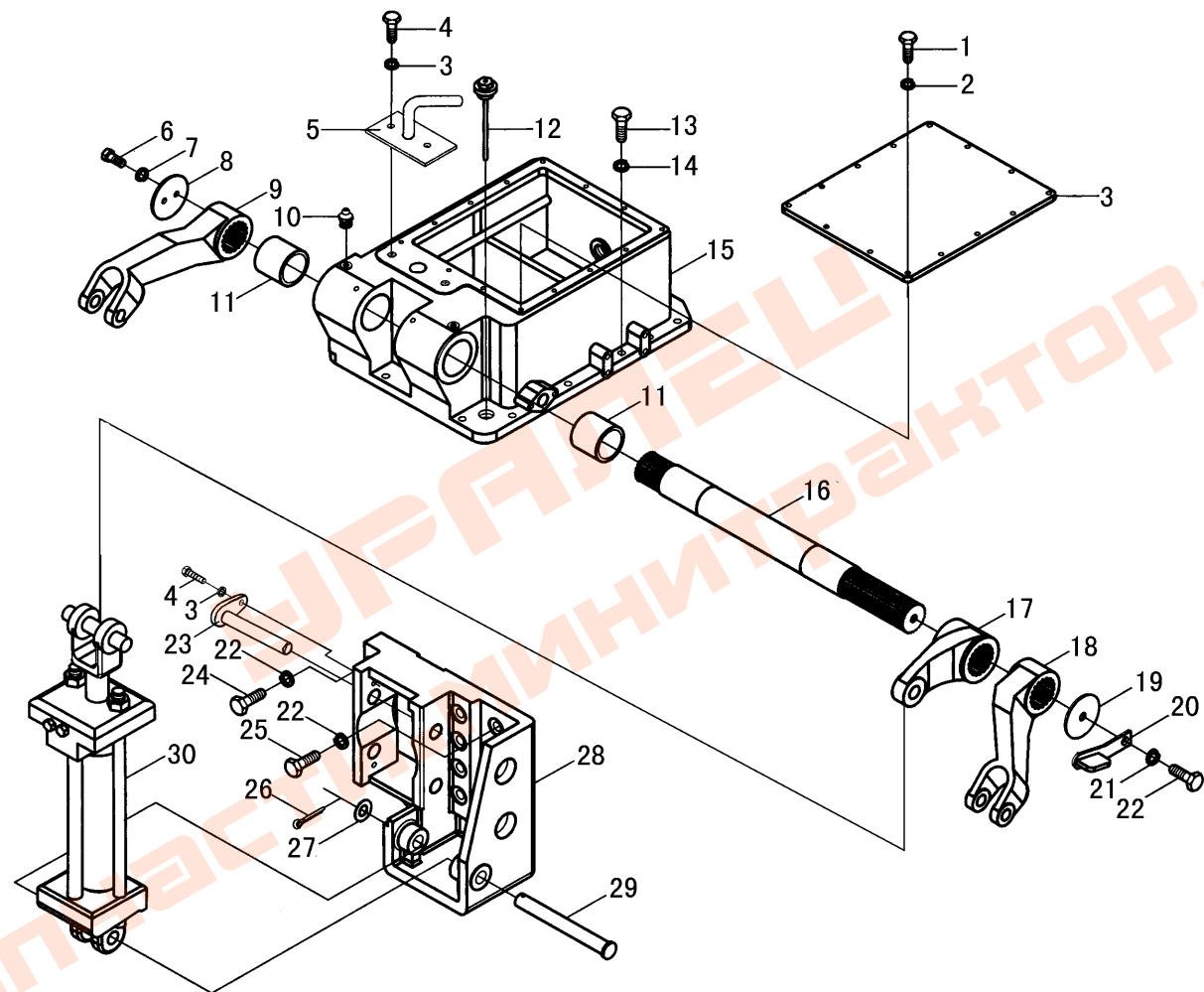
Lifter Assembly(II)

序号 Ser.No.	代号 Part No.	物料代码 ERP No.	名称	Name	数量 Qty.										
					650	654	700	704	750	754	800	804	850	854	
1	700.55.149	B700.55.149	安全阀螺塞	Plug ,safety valve	1	1	1	1	1	1	1	1	1	1	1
2	GB3452.1	D07-3452.1-23.6×2.65	O形密封圈23.6×2.65	O-seal ring 23.6×2.65	1	1	1	1	1	1	1	1	1	1	1
3	700.55.148	B700.55.148	调整垫片	Adjusting shim	△	△	△	△	△	△	△	△	△	△	△
4	700.55.147	B700.55.147	安全阀弹簧	Spring ,safety valve	1	1	1	1	1	1	1	1	1	1	1
5	700.55.146	B700.55.146	油缸安全阀体	Safety valve body, cylinder	1	1	1	1	1	1	1	1	1	1	1
6	700.55.145	B700.55.145	安全阀座	Safety valve seat	1	1	1	1	1	1	1	1	1	1	1
7	GB3452.1	D07-3452.1-19×2.65	O形密封圈19×2.65	O-seal ring 19×2.65	1	1	1	1	1	1	1	1	1	1	1
8	700.55.150	B700.55.150	调节阀弹簧	Spring ,adjusting valve	1	1	1	1	1	1	1	1	1	1	1
9	GB/T308	D11-308-12	钢球Φ12	Steel ball Φ12	1	1	1	1	1	1	1	1	1	1	1
10	700.55.144	B700.55.144	油缸盖	Cylinder cover	1	1	1	1	1	1	1	1	1	1	1
11	GB/T93	D05-93-18	垫圈18	Single coil spring lock washer 18	4	4	4	4	4	4	4	4	4	4	4
12	GB/T5785	D01-5785-18×1.5×60	螺栓M18×1.5×60	Bolt M18×1.5×60	4	4	4	4	4	4	4	4	4	4	4
13	700.55.152	B700.55.152	空心螺栓	Hollow bolt	1	1	1	1	1	1	1	1	1	1	1
14	700.55.151	B700.55.151	铝垫	Aluminium washer	2	2	2	2	2	2	2	2	2	2	2
15	700.55.153	B700.55.153	隔套	Sleeve	1	1	1	1	1	1	1	1	1	1	1
16	GB/T71	D02-71-5×12	螺钉M5×12	Screw M5×12	1	1	1	1	1	1	1	1	1	1	1
17	700.55.143	B700.55.143	调节阀	Adjusting valve	1	1	1	1	1	1	1	1	1	1	1
18	GB3452.1	D07-3452.1-16×2.65	O形密封圈16×2.65	O-seal ring 16×2.65	1	1	1	1	1	1	1	1	1	1	1
19	700.55.141	B700.55.141	调节杆	Adjusting rod	1	1	1	1	1	1	1	1	1	1	1
20	GB/T879	D09-879-4×20	弹性圆柱销4×20	Spring -type straight pin 4×20	1	1	1	1	1	1	1	1	1	1	1
21	700.55.140	B700.55.140	手轮	Handwhell	1	1	1	1	1	1	1	1	1	1	1
22	700.55.142	B700.55.142	销	Pin	1	1	1	1	1	1	1	1	1	1	1
△适量 Just amout															

提升器总成 (二)

Lifter Assembly(II)

序号 Ser.No.	代号 Part No.	物料代码 ERP No.	名称	Name	数量 Qty.										
					650	654	700	704	750	754	800	804	850	854	
23	GB3452.1	D07-3452.1-12.5×2.65	O形密封圈12.5×2.65	O-seal ring 12.5×2.65	2	2	2	2	2	2	2	2	2	2	2
24	GB 3452.1	D07-3452.1-103×3.55	O形密封圈103×3.55	O-seal ring 103×3.55	1	1	1	1	1	1	1	1	1	1	1
25	700.55.164	B700.55.164	油缸盖挡圈	Spacer ring ,cylinder cover	1	1	1	1	1	1	1	1	1	1	1
26	GB 3452.1	D07-3452.1-118×3.55	O形密封圈118×3.55	O-seal ring 108×3.55	1	1	1	1	1	1	1	1	1	1	1
27	700.55.109A	B700.55.109A	缸筒	Cylinder trunk	1	1	1	1	1	1	1	1	1	1	1
28	GB3452.1	D07-3452.1-100×5.3	O形密封圈100×5.3	O-seal ring 100×5.3	1	1	1	1	1	1	1	1	1	1	1
29	700.55.165	B700.55.165	活塞挡圈	Piston ring	1	1	1	1	1	1	1	1	1	1	1
30	700.55.136	B700.55.136	活塞	Piston	1	1	1	1	1	1	1	1	1	1	1
31	700.55.137	B700.55.137	活塞球座	Ball seat of piston	1	1	1	1	1	1	1	1	1	1	1
32	700.55.135	B700.55.135	活塞顶杆	Top rod of piston	1	1	1	1	1	1	1	1	1	1	1
33	700.55.134	B700.55.134	内提升臂	Inner lifting arm	1	1	1	1	1	1	1	1	1	1	1
34	700.55.138	B700.55.138	销轴	Pin roll	1	1	1	1	1	1	1	1	1	1	1
35	GB/T91	D09-91-2×12	销2×12	Pin 2×12	1	1	1	1	1	1	1	1	1	1	1
36	700.55.113	B700.55.113	底板盖纸垫	Gasket ,base plate cover	1	1	1	1	1	1	1	1	1	1	1
37	700.55.112	B700.55.112	底板盖	Base plate cover	1	1	1	1	1	1	1	1	1	1	1
38	700.55.111	B700.55.111	提升器壳体纸垫	Gasket ,lifter housing	1	1	1	1	1	1	1	1	1	1	1
39	GB/T93	D05-93-08	垫圈8	Washer 8	16	16	16	16	16	16	16	16	16	16	16
40	GB/T5781	D01-5781-8×35	螺栓M8×35	Bolt M8×35	16	16	16	16	16	16	16	16	16	16	16
41	GB/T5783	D01-5783-12×40	螺栓M12×40	Bolt M12×40	12	12	12	12	12	12	12	12	12	12	12
42	GB/T93	D05-93-12	垫圈12	Washer 12	12	12	12	12	12	12	12	12	12	12	12



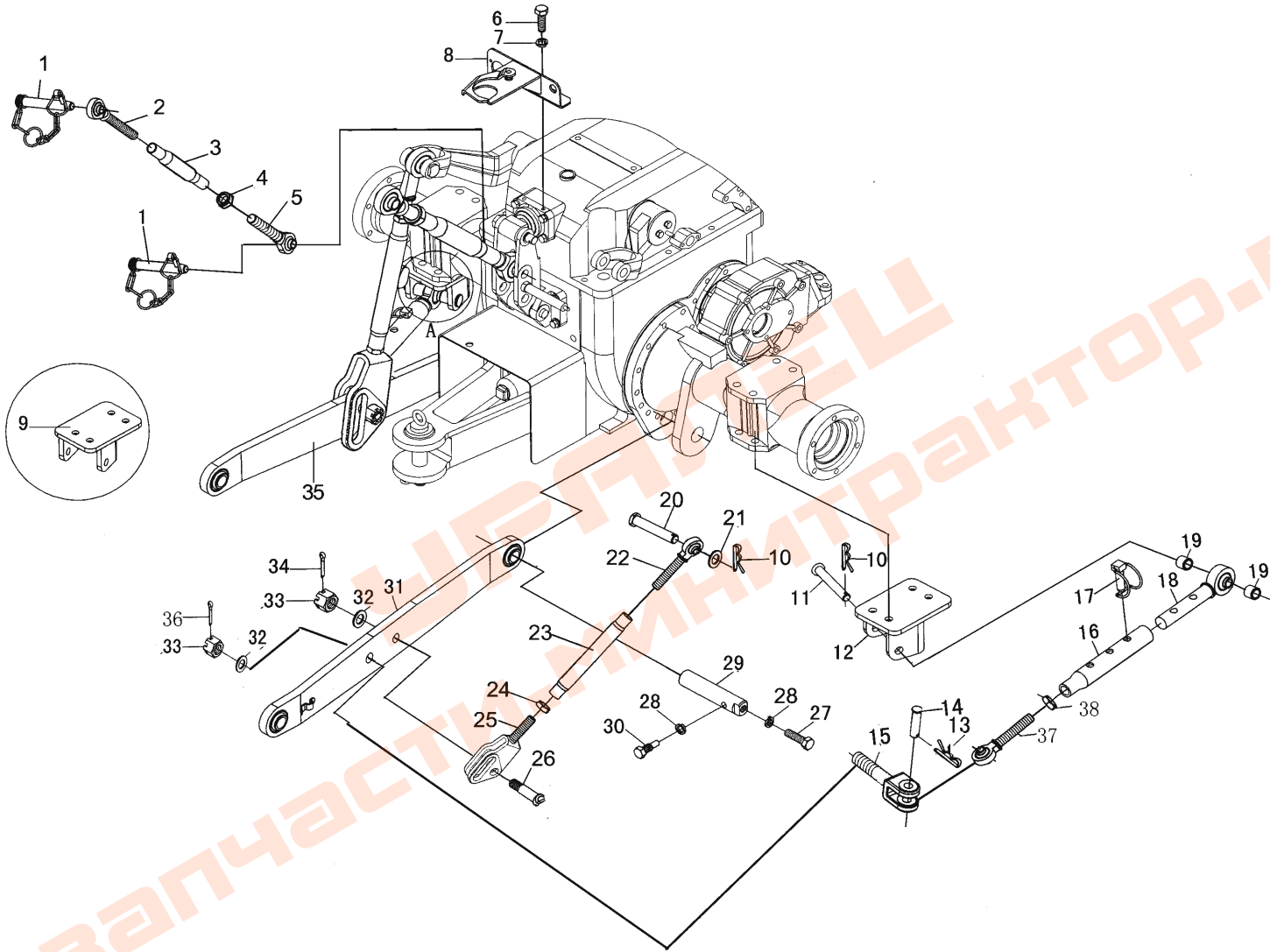
强升强降提升器总成（选装）

Lifter assembly use hydraulic cylinder for forcibly raising and lowering (optional)

强升强降提升器总成（选装）

Lifter Assembly use hydraulic cylinder for forcibly raising and lowering(optional)

序号 Ser.No.	代号 Part No.	物料代码 ERP No.	名称	Name	数量 Qty.										
					650	654	700	704	750	754	800	804	850	854	
1	GB/T5783	D01-5783-8×25	螺栓M8×25	Bolt M8×25	14	14	14	14	14	14	14	14	14	14	14
2	GB/T5783	D05-5783-08	垫圈8	Washer 8	18	18	18	18	18	18	18	18	18	18	18
3	700.55D.111	B700.55D.111	盖板	Plate	1	1	1	1	1	1	1	1	1	1	1
4	GB/T5783	D01-5783-8×20	螺栓M8×20	Bolt M8×20	4	4	4	4	4	4	4	4	4	4	4
5	700.55A.018	B700.55A.018	出气管焊合件	Air outlet pipe weldment	1	1	1	1	1	1	1	1	1	1	1
6	GB/T5783	D01-5783-10×20	螺栓M10×20	Bolt M10×20	2	2	2	2	2	2	2	2	2	2	2
7	GB/T93	D05-93-10	垫圈10	Washer 10	2	2	2	2	2	2	2	2	2	2	2
8	700.55.115	B700.55.115	左提升臂压板	Pressure plate of left lifting arm	1	1	1	1	1	1	1	1	1	1	1
9	700.55D.105	B700.55D.105	外提升臂(左)	Outer lifting arm (left)	1	1	1	1	1	1	1	1	1	1	1
10	JB/T7940.1	D11-7940.1-10油杆1	油杯M10×1	pole M10×1	1	1	1	1	1	1	1	1	1	1	1
11	700.55D.107	B700.55D.107	铜轴套	Sleeve	2	2	2	2	2	2	2	2	2	2	2
12	700.55D.016	B700.55D.016	油尺总成	Stop plate weldment	1	1	1	1	1	1	1	1	1	1	1
13	GB/T5783-1986	D01-5783-12×40	螺栓M12×40	Bolt M12×40	12	12	12	12	12	12	12	12	12	12	12
14	GB/T93-1987	D05-93-12	垫圈12	Washer 12	12	12	12	12	12	12	12	12	12	12	12
15	700.55D.103	B700.55D.103	提升轴支架	Bracket of lifting shaft	1	1	1	1	1	1	1	1	1	1	1
16	700.55D.101	B700.55D.101	提升轴	Lifting shaft	1	1	1	1	1	1	1	1	1	1	1
17	700.55D.102	B700.55D.102	提升小臂	Lifting arm	1	1	1	1	1	1	1	1	1	1	1
18	700.55D.106	B700.55D.106	外提升臂(右)	Outer lifting arm (right)	1	1	1	1	1	1	1	1	1	1	1
19	700.55D.116	B700.55D.116	右提升臂压板	Pressure plate of right lifting arm	1	1	1	1	1	1	1	1	1	1	1
20	700.55D.018	B700.55D.018	限位推板焊合	Stop plate weldment	1	1	1	1	1	1	1	1	1	1	1
21	GB/T93-1987	D05-93-16	垫圈16	Washer 16	13	13	13	13	13	13	13	13	13	13	13
22	GB/T5783	D01-5783-16×35	螺栓M16×35	Bolt M16×35	1	1	1	1	1	1	1	1	1	1	1
23	700.58A.018	B700.58A.018	后连接销焊合件	Joint pin weldment	2	2	2	2	2	2	2	2	2	2	2



悬挂机构总成
Suspension Mechanism Assembly

悬挂机构总成

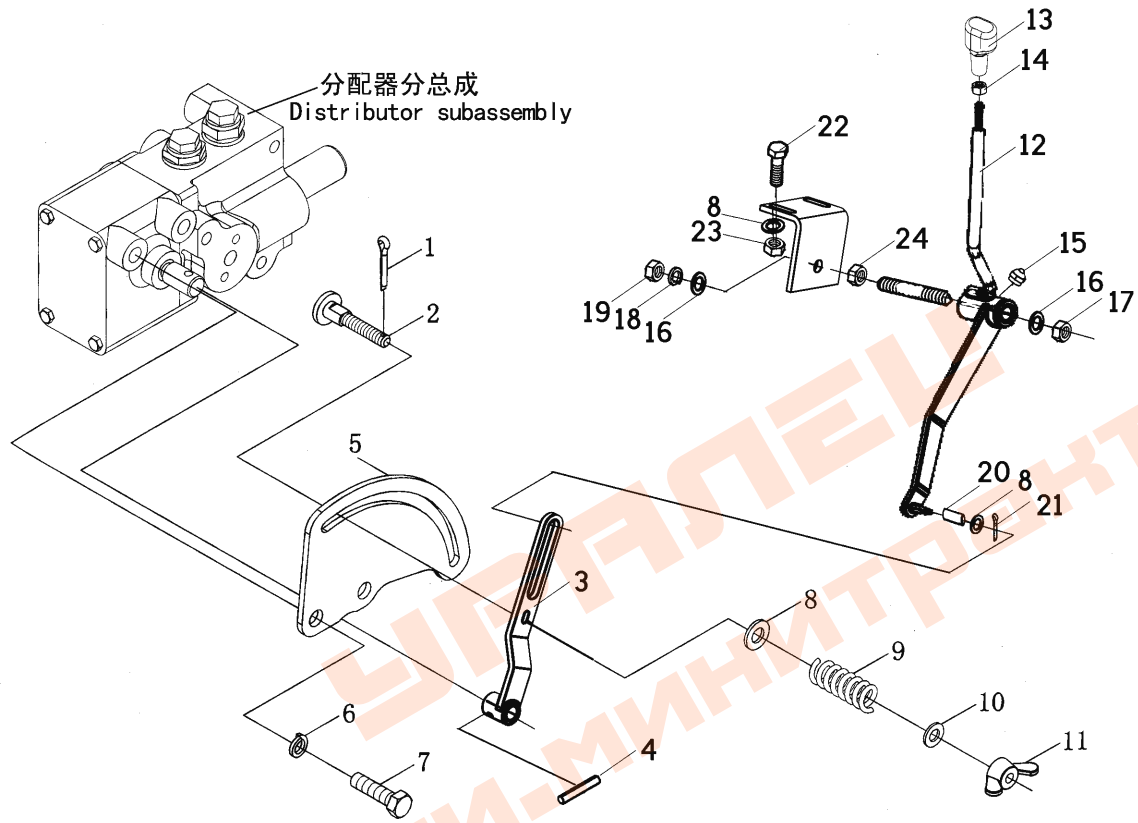
Suspension Mechanism Assembly

序号 Ser.No.	代号 Part No.	物料代码 ERP No.	名称	Name	数量 Qty.										
					650	654	700	704	750	754	800	804	850	854	
1	700.56.015	B700.56.015	上拉杆锁销总成	Latch assembly ,upper link	2	2	2	2	2	2	2	2	2	2	2
2	700.56.026	B700.56.026	上拉杆前调节杆总成	Front adjusting rod assembly ,upper link	1	1	1	1	1	1	1	1	1	1	1
3	700.56.027	B700.56.027	上拉杆螺管总成	Screw tube assembly ,upper link	1	1	1	1	1	1	1	1	1	1	1
4	700.56.130	B700.56.130	上拉杆锁紧螺母M30×3	Locking cap nut MM30×3 (left)	1	1	1	1	1	1	1	1	1	1	1
5	700.56.029	B700.56.029	上拉杆后调节杆总成	Back adjusting rod assembly ,upper link	1	1	1	1	1	1	1	1	1	1	1
6	GB/T5783	D01-5783-8×20	螺栓M8×20	Bolt M8×20	2	2	2	2	2	2	2	2	2	2	2
7	GB/T93	D05-93-08	垫圈8	Washer 8	2	2	2	2	2	2	2	2	2	2	2
8	700.56.017	B700.56.017	上拉杆固定卡组合件	Fixed keeper unit , upper link	1	1	1	1	1	1	1	1	1	1	1
9	700.56.016-2	B700.56.016-2	限位杆左支架焊合件	Left bracket weldment ,gag post	1	1	1	1	1	1	1	1	1	1	1
10	160.35.107	B160.35.107	弹簧锁销	Lock pin	2	2	2	2	2	2	2	2	2	2	2
11	700.56.104	B700.56.104	限位杆连接销	Connecting pin ,gag post	2	2	2	2	2	2	2	2	2	2	2
12	700.56.018-2	B700.56.018-2	限位杆右支架焊合件	Right bracket weldment ,gag post	1	1	1	1	1	1	1	1	1	1	1
13	900.56.102	B900.56.102	弹簧锁销	Lock pin	2	2	2	2	2	2	2	2	2	2	2
14	900.56.106	B900.56.106	销轴	Clevis pin with head B8×65	2	2	2	2	2	2	2	2	2	2	2
15	700.56.166	B700.56.166	限位杆螺栓	Adjusting screw rod ,gag post	2	2	2	2	2	2	2	2	2	2	2
16	700.58.112	B700.58.112	伸缩导管	Telescopic pipeline	2	2	2	2	2	2	2	2	2	2	2
17	700.56.023	B700.56.023	限位杆锁销组合件	Locking pin unit ,gag post	2	2	2	2	2	2	2	2	2	2	2
18	700.56.021	B700.56.021	伸缩杆球头总成	Ball head assembly ,telescopic rod	2	2	2	2	2	2	2	2	2	2	2
19	700.56.105	B700.56.105	套	Sleeve	4	4	4	4	4	4	4	4	4	4	4
20	700.56.102	B700.56.102	提升杆上连接销	Upper connecting pin , lift link	2	2	2	2	2	2	2	2	2	2	2
21	700.58.103	B700.58.103	垫圈	Washer	2	2	2	2	2	2	2	2	2	2	2
22	700.56.025	B700.56.025	提升杆上调节杆总成	Upper adjusting rod unit , lift link	2	2	2	2	2	2	2	2	2	2	2
23	700.56.118	B700.56.118	提升杆套管	Screw tube weldment , lift link	2	2	2	2	2	2	2	2	2	2	2

续. 悬挂机构总成

Cont. Suspension Mechanism Assembly

序号 Ser.No.	代号 Part No.	物料代码 ERP No.	名称	Name	数量 Qty.										
					650	654	700	704	750	754	800	804	850	854	
24	700.56.117	B700.56.117	锁紧螺母M27×2	Locking nut M27×2	2	2	2	2	2	2	2	2	2	2	2
25	700.56.033-1	B700.56.033-1	提升杆下调节杆焊合件	Upper adjusting rod ,lift link	2	2	2	2	2	2	2	2	2	2	2
26	700.56.101-1	B700.56.101-1	提升杆下连接销	Lower connecting pin ,lift link	2	2	2	2	2	2	2	2	2	2	2
27	GB/T5783	D01-5783-12×25	螺栓M12×25	Bolt M12×25	2	2	2	2	2	2	2	2	2	2	2
28	GB/T93	D05-93-12	垫圈12	Washer 12	4	4	4	4	4	4	4	4	4	4	4
29	700.56.106	B700.56.106	下拉杆连接销	Connecting pin ,lower link	2	2	2	2	2	2	2	2	2	2	2
30	700.56.107	B700.56.107	定位螺栓	Bolt	2	2	2	2	2	2	2	2	2	2	2
31	700.56.013-3	B700.56.013-3	右下拉杆总成	Right Lower link assembly	1	1	1	1	1	1	1	1	1	1	1
32	GB/T97.1	D05-97.1-20	垫圈20	Washer 20	2	2	2	2	2	2	2	2	2	2	2
33	GB/T6181	D03-6181-20	螺母20	Nut 20	2	2	2	2	2	2	2	2	2	2	2
34	GB/T91	D09-91-5×32	开口销5×32	Split pin 5×32	2	2	2	2	2	2	2	2	2	2	2
35	700.56.019-3	B700.56.019-3	左下拉杆总成	Left Lower Link assembly	1	1	1	1	1	1	1	1	1	1	1
36	GB/T91	D09-91-5×40	开口销5×40	Split pin 5×32	2	2	2	2	2	2	2	2	2	2	2
37	900.56.115	B900.56.115	调节螺杆	adjusting rod	2	2	2	2	2	2	2	2	2	2	2
38	GB/T6170	D03-6170-27	螺母27	Nut 27	2	2	2	2	2	2	2	2	2	2	2



分配器总成 (一)
Distributor Assembly (I)

分配器总成 (二)

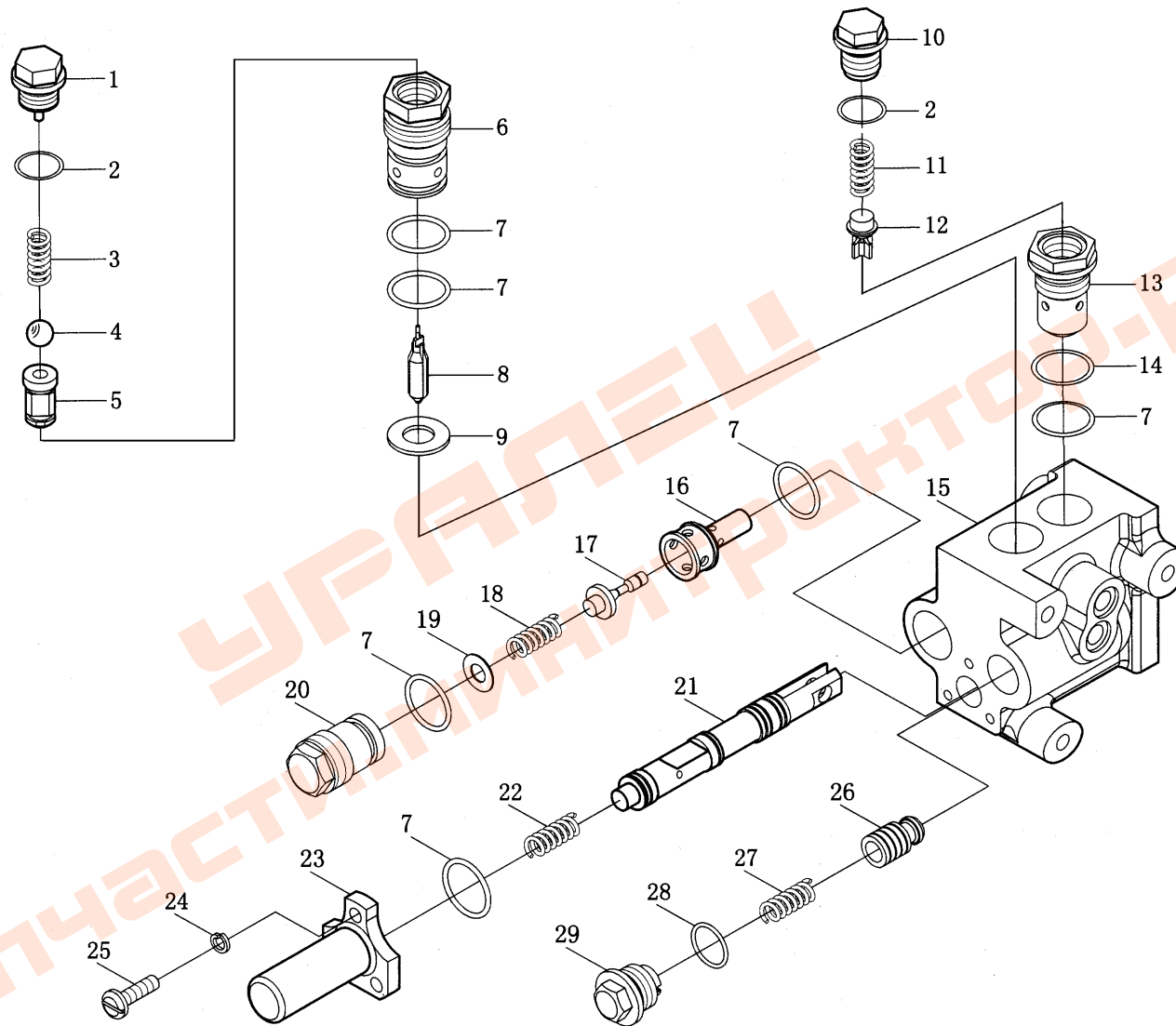
Distributor Assembly(II)

序号 Ser.No.	代号 Part No.	物料代码 ERP No.	名称	Name	数量 Qty.											
					650	654	700	704	750	754	800	804	850	854		
1	GB/T91	D09-91-1.6×12	销1.6*12	Pin 1.6×12	1	1	1	1	1	1	1	1	1	1	1	1
2	700.57.103	B700.57.103	手柄压紧螺钉	The hand handle compresses tightly bolt	1	1	1	1	1	1	1	1	1	1	1	1
3	800.57.012	B800.57.012	手柄焊合件	The hand handle Han matches a piece	1	1	1	1	1	1	1	1	1	1	1	1
4	700.57.129	B700.57.129	摆杆	Swing rod	1	1	1	1	1	1	1	1	1	1	1	1
5	GB/T91	D09-91-2×12	销2×12	Pin 2×12	1	1	1	1	1	1	1	1	1	1	1	1
6	GB/T93	D05-93-10	垫圈10	Washer 10	1	1	1	1	1	1	1	1	1	1	1	1
7	GB/T5783	D01-5783-10×40	螺栓M10*40	Bolt M10×40	1	1	1	1	1	1	1	1	1	1	1	1
8	GB/T97.1	D05-97.1-08	垫圈8	Washer 8	1	1	1	1	1	1	1	1	1	1	1	1
9	700.57.102	B700.57.102	手柄压紧弹簧	The hand handle compresses tightly spring coil	1	1	1	1	1	1	1	1	1	1	1	1
10	GB/T97.1	D05-97.1-06	垫圈6	Washer 6	1	1	1	1	1	1	1	1	1	1	1	1
11	GB/T62	D03-62-6	螺母M6	The Luo female M6	1	1	1	1	1	1	1	1	1	1	1	1
12	800.57.021	B800.57.021	操纵杆焊合件	Manipulate pole Han to match a piece	1	1	1	1	1	1	1	1	1	1	1	1
13	160.57.042	B160.57.042	分配器手柄合件	Assign a machine hand the handle match a piece	1	1	1	1	1	1	1	1	1	1	1	1
14	GB/T6170	D03-6170-8	螺母M8	The Luo female M8	2	2	2	2	2	2	2	2	2	2	2	2
15	JB/T7940.1	D11-7940.1-10×1	直通式压注油杯M10*1	Keep a type to press to note an oil cup M 10*1	1	1	1	1	1	1	1	1	1	1	1	1
16	GB/T97.1	D05-97.1-12	垫圈12	Washer 12	2	2	2	2	2	2	2	2	2	2	2	2
17	GB/T889	D03-889-12	螺母M12	The Luo female M12	1	1	1	1	1	1	1	1	1	1	1	1
18	GB/T93	D05-93-12	垫圈12	Washer 12	1	1	1	1	1	1	1	1	1	1	1	1
19	GB/T6170	D03-6170-12	螺母M12	The Luo female M12	1	1	1	1	1	1	1	1	1	1	1	1
20	160.37.401	B160.37.401	隔套	Separate a set	1	1	1	1	1	1	1	1	1	1	1	1
21	GB/T91	D09-91-2×20	销2*20	Pin 2×20	1	1	1	1	1	1	1	1	1	1	1	1
22	GB/T5783	D01-5783-8×20	螺栓M8*20	Bolt M8×20	2	2	2	2	2	2	2	2	2	2	2	2
23	GB/T62	D03-62-8	螺母M8	The Luo female M8	2	2	2	2	2	2	2	2	2	2	2	2

分配器总成 (二)

Distributor Assembly(II)

序号 Ser.No.	代号 Part No.	物料代码 ERP No.	名称	Name	数量 Qty.											
					650	654	700	704	750	754	800	804	850	854		
1	700.57.128	B700.57.128	纸垫	Gasket	1	1	1	1	1	1	1	1	1	1	1	1
2	GB/T97.1	D05-97.1-08	垫圈8	Washer 8	1	1	1	1	1	1	1	1	1	1	1	1
3	700.57.130	B700.57.130	反馈小臂	Small feedback arm	1	1	1	1	1	1	1	1	1	1	1	1
4	700.57.129	B700.57.129	摆杆	Swing rod	1	1	1	1	1	1	1	1	1	1	1	1
5	GB/T91	D09-91-2×12	销2×12	Pin 2×12	1	1	1	1	1	1	1	1	1	1	1	1
6	700.57.121	B700.57.121	销轴	Pin roll	1	1	1	1	1	1	1	1	1	1	1	1
7	700.57.120	B700.57.120	操纵臂	Operation arm	1	1	1	1	1	1	1	1	1	1	1	1
8	700.57.016	B700.57.016	反馈臂焊合件	Feedback arm welding unit	1	1	1	1	1	1	1	1	1	1	1	1
9	GB/T879	D09-879-5×24	弹性圆柱销5×24	Spirng - type straight pin 5×24	4	4	4	4	4	4	4	4	4	4	4	4
10	700.57.119	B700.57.119	反馈轴	Feedback shaft	1	1	1	1	1	1	1	1	1	1	1	1
11	GB3452.1	D07-3452.1-9.5×2.65	O形密封圈9.5×2.65	O-seal ring 9.5×2.65	2	2	2	2	2	2	2	2	2	2	2	2
12	700.57.118	B700.57.118	手柄轴	Handle shaft	4	4	4	4	4	4	4	4	4	4	4	4
13	700.57.127	B700.57.127	侧盖	Side cover	4	4	4	4	4	4	4	4	4	4	4	4
14	GB/T93	D05-93-06	垫圈6	Washer 6	4	4	4	4	4	4	4	4	4	4	4	4



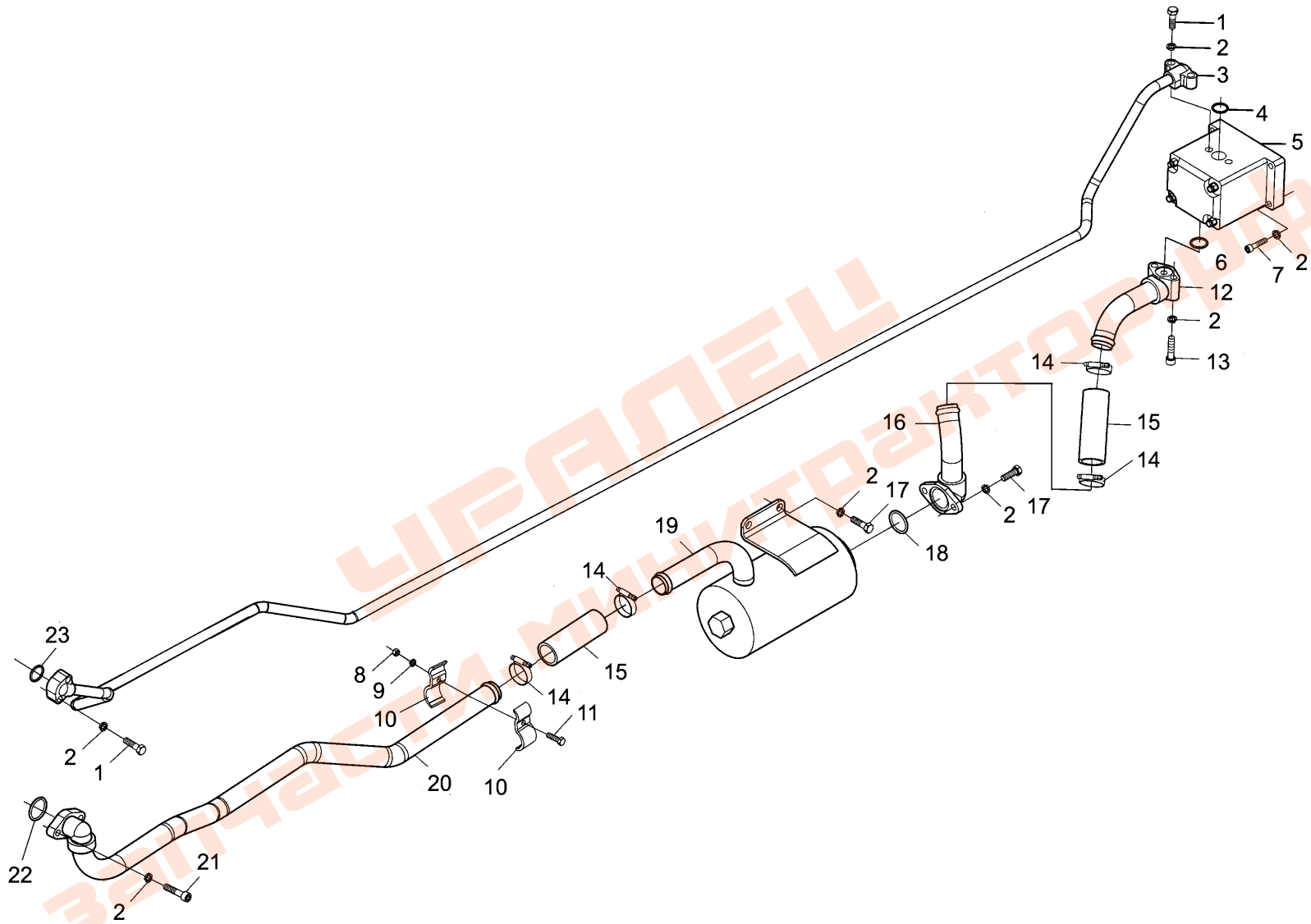
分配器总成 (三)
Distributor Assembly (III)
169

分配器总成 (三)

Distributor Assembly(III)

序号 Ser.No.	代号 Part No.	物料代码 ERP No.	名称	Name	数量 Qty.										
					650	654	700	704	750	754	800	804	850	854	
1	700.57.147	B700.57.147	下降阀堵塞	Plug ,lowering valve	1	1	1	1	1	1	1	1	1	1	1
2	GB 3452.1	D07-3452.1-16×1.8	O形密封圈16×1.8	O-seal ring 16×1.8	2	2	2	2	2	2	2	2	2	2	2
3	700.57.150	B700.57.150	下降阀弹簧	Spring ,lowering valve	1	1	1	1	1	1	1	1	1	1	1
4	GB/T308	D13-308-5G100B	钢球Φ5.0000G100b	Steel ball Φ5.0000G100b	1	1	1	1	1	1	1	1	1	1	1
5	700.57.149	B700.57.149	下降阀体	Lowering valve body	1	1	1	1	1	1	1	1	1	1	1
6	700.57.148	B700.57.148	下降阀套	Lowering valve housing	1	1	1	1	1	1	1	1	1	1	1
7	GB 3452.1	D07-3452.1-19×2.65	O形密封圈19×2.65	O-seal ring 19×2.65	6	6	6	6	6	6	6	6	6	6	6
8	700.57.124	B700.57.124	推销	Push pin	1	1	1	1	1	1	1	1	1	1	1
9	700.57.163	B700.57.163	调整垫片	Adjusting shim	△	△	△	△	△	△	△	△	△	△	△
	700.57.164	B700.57.164	调整垫片	Adjusting shim	△	△	△	△	△	△	△	△	△	△	△
	700.57.165	B700.57.165	调整垫片	Adjusting shim	△	△	△	△	△	△	△	△	△	△	△
10	700.57.155	B700.57.155	单向阀堵塞	Plug ,one -way valve	1	1	1	1	1	1	1	1	1	1	1
11	700.57.154	B700.57.154	单向阀弹簧	Spring ,one -way valve	1	1	1	1	1	1	1	1	1	1	1
12	700.57.152	B700.57.152	单向阀体	One-way valve body	1	1	1	1	1	1	1	1	1	1	1
13	700.57.153	B700.57.153	单向阀座	One -way valve seat	1	1	1	1	1	1	1	1	1	1	1
14	GB3452.1	D07-3452.1-25.7×2.65	O形密封圈25.7×2.65	O-seal ring 25.7×2.65	1	1	1	1	1	1	1	1	1	1	1
15	700.57.125	B700.57.125	分配器壳体	Distributor housing	1	1	1	1	1	1	1	1	1	1	1
16	700.57.015	B700.57.015	安全阀座压合件	Safety valve seat unit	1	1	1	1	1	1	1	1	1	1	1
17	700.57.117	B700.57.117	安全阀体	Safety valve body	1	1	1	1	1	1	1	1	1	1	1
18	700.57.116	B700.57.116	安全阀弹簧	Safety valve valve	1	1	1	1	1	1	1	1	1	1	1
19	700.57.160	B700.57.160	调整垫片	Adjusting shim	△	△	△	△	△	△	△	△	△	△	△
	700.57.161	B700.57.161	调整垫片	Adjusting shim	△	△	△	△	△	△	△	△	△	△	△

△适量 Just right amout



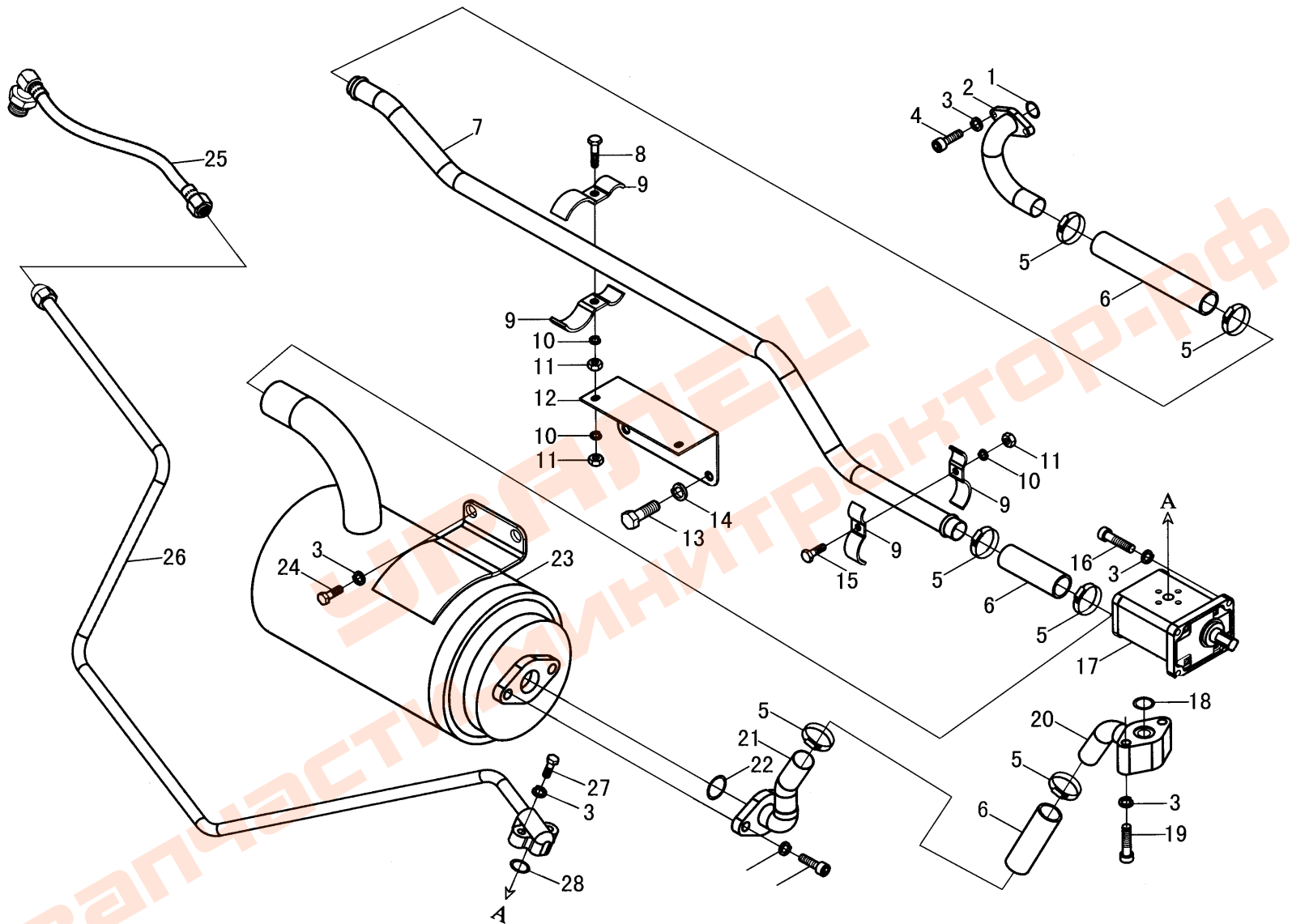
油泵油管滤油器总成(一)
Oil Pump/pipe and Filter Assembly (I)

油泵油管滤油器总成(一)

Oil Pump/Pipe and Filter Assembly(I)

序号 Ser.No.	代号 Part No.	物料代码 ERP No.	名称	Name	数量 Qty.										
					650	654	700	704	750	754	800	804	850	854	
1	GB/T5783	D01-5783-8×30	螺栓M8×30	Bolt M8×30	4	4	4	4	4	4	4	4	4	4	4
2	GB/T93	D05-93-08	垫圈 8	Washer 8	12	12	12	12	12	12	12	12	12	12	12
3	800.58.020-1	B800.58.020-1	压力油管焊合件	Pressure oil pipe weldment	1	1	1	1	1	1	1	1	1	1	1
	800.58.020W-1 ^①	B800.58.020W-1	压力油管焊合件	Pressure oil pipe weldment					1	1	1	1	1	1	1
4	GB3452.1	D07-3452.1-15×2.65	O形密封圈15 ×2.65	O-ring 15×2.65	1	1	1	1	1	1	1	1	1	1	1
5	CBT-G316FL	C901-316-003	齿轮泵	Gear pump	1	1	1	1	1	1	1	1	1	1	1
6	GB3452.1	D07-3452.1-19×2.65	O形密封圈 19×2.65	O-ring 19×2.65	1	1	1	1	1	1	1	1	1	1	1
7	GB/T70.1	D02-70.1-8×40	螺钉M8×40	Screw M8×40	4	4	4	4	4	4	4	4	4	4	4
8	GB/T6170	D03-6170-6	螺母6	Nut 6	1	1	1	1	1	1	1	1	1	1	1
9	GB/T93	D05-93-06	垫圈6	Washer 6	1	1	1	1	1	1	1	1	1	1	1
10	700.58.060	B700.58.060	油管夹与胶垫胶合	Pipe clamp and rubber clamp	1	1	1	1	1	1	1	1	1	1	1
11	GB/T5783	D01-5783-6×30	螺栓M6×30	Bolt M6×30	1	1	1	1	1	1	1	1	1	1	1
12	700.58.050	B700.58.050	吸油短管焊合件(2)	Oil suction short pipe welement 2	1	1	1	1	1	1	1	1	1	1	1
	700.58.050W ^①	B700.58.050W	吸油短管焊合件(3)	Oil suction short pipe welement 3					1	1	1	1	1	1	1
13	GB/T5783	D01-5783-8×50	螺栓M8×50	Bolt M8×50	2	2	2	2	2	2	2	2	2	2	2
14	ZBJ 15001	D16-15001-40	卡箍D40	Hoop D40	4	4	4	4	4	4	4	4	4	4	4
15	700.58.105A	B700.58.105A	夹布输油胶管	Oil supply hose	2	2	2	2	2	2	2	2	2	2	2
16	700.58.040	B700.58.040	吸油短管焊合件(1)	Oil suction short pipe welement 1	1	1	1	1	1	1	1	1	1	1	1
17	GB/T5783	D01-5783-8×20	螺栓M8×20	Bolt M8×20	4	4	4	4	4	4	4	4	4	4	4
18	GB3452.1	D07-3452.1-31.5×2.65	O形密封圈31.5×2.65	O-ring 31.5×2.65	1	1	1	1	1	1	1	1	1	1	1
19	700.58.041	B700.58.041	滤清器总成	Oil filter assembly	1	1	1	1	1	1	1	1	1	1	1
20	800.58.030	B800.58.030	吸油长管焊合件	Oil suction long pipe weldment	1	1	1	1	1	1	1	1	1	1	1

^①配潍柴柴油机专用

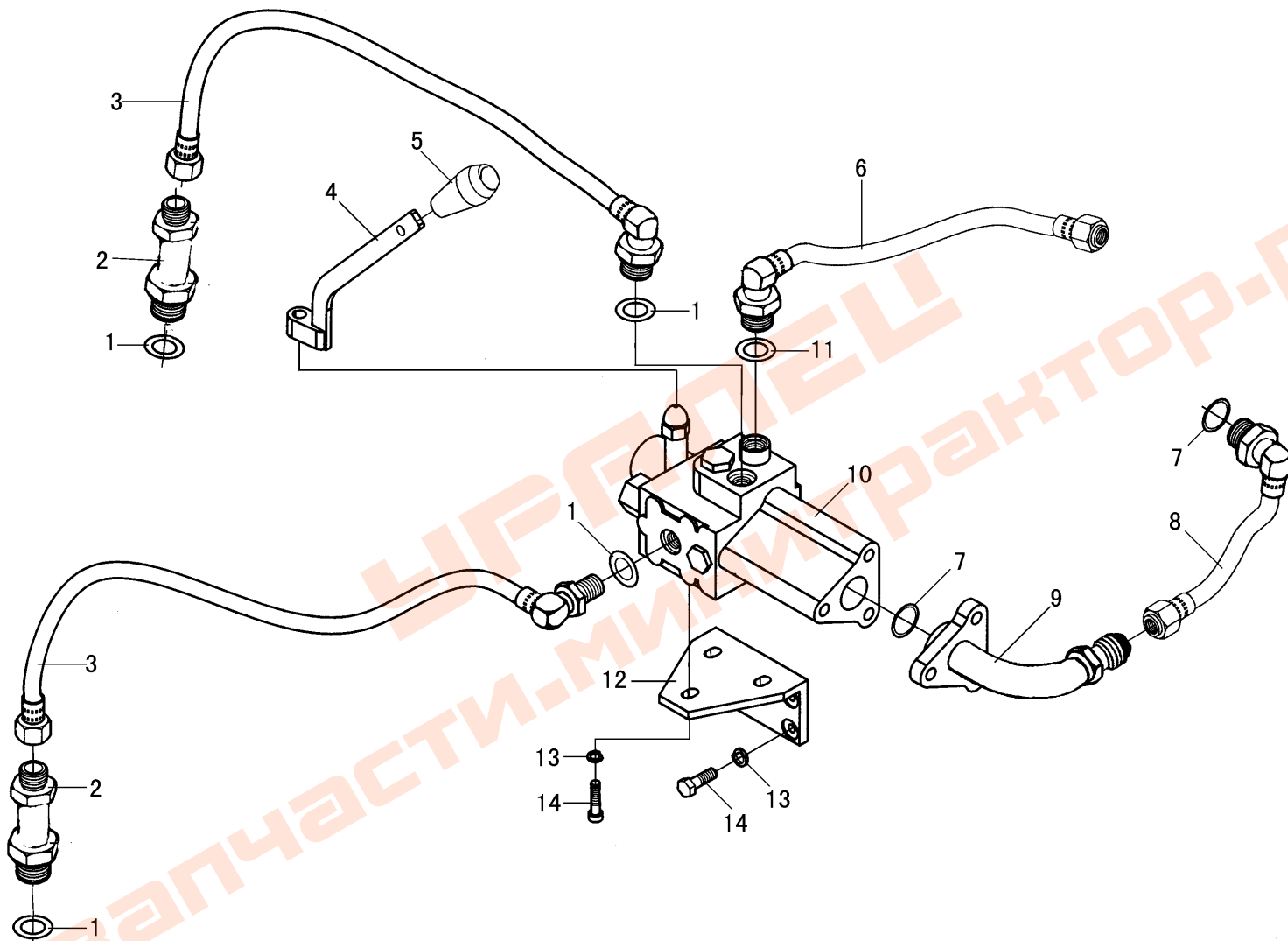


油泵油管滤油器总成(二)
Oil Pump/pipe and Filter Assembly (II)

油泵油管滤油器总成(二)

Oil Pump/Pipe and Filter Assembly(II)

序号 Ser.No.	代号 Part No.	物料代码 ERP No.	名称	Name	数量 Qty.										
					650	654	700	704	750	754	800	804	850	854	
1	GB/T3452.1	D07-3452.1-21.2×2.65	O形密封圈21.2×2.65G	O-seal ring 21.2×2.65G	1	1	1	1	1	1	1	1	1	1	1
2	700.58A.016	B700.58A.016	提升器吸油接头焊合件	Joint of oil pipe,lifter assmebly	1	1	1	1	1	1	1	1	1	1	1
3	GB/T93	D05-93-08	垫圈8	Washer 8	14	14	14	14	14	14	14	14	14	14	14
4	GB/T5783	D01-5783-8×25	螺栓M8×25	Bolt M8×25	4	4	4	4	4	4	4	4	4	4	4
5	ZBJ15001	D16-15001-40	喉箍D40	Clamp D40	6	6	6	6	6	6	6	6	6	6	6
6	700.58.105-1	B700.58.105-1	夹布输出胶管	Fuel transfer pipe assembly	3	3	3	3	3	3	3	3	3	3	3
7	700.58A.111	B700.58A.111/W	齿轮泵吸油长管	Oil suction long pipe weldment	1	1	1	1	1	1	1	1	1	1	1
8	GB/T5783	D01-5783-6×50	螺栓M6×50	Bolt M6×50	2	2	2	2	2	2	2	2	2	2	2
9	700.58.060	B700.58.060	油管夹与胶垫胶合	Pipe clamp and rubber clamp	6	6	6	6	6	6	6	6	6	6	6
10	GB/T93	D05-93-06	垫圈6	Washer 6	4	4	4	4	4	4	4	4	4	4	4
11	GB/T6170	D03-6170-6	螺母M6	Nut M6	4	4	4	4	4	4	4	4	4	4	4
12	700.58A.106	B700.58A.106/W	油管固定架	Fixed frame of oil pipe	1	1	1	1	1	1	1	1	1	1	1
13	GB/T5783	D01-5783-10×25	螺栓M10×25	Bolt M10×25	2	2	2	2	2	2	2	2	2	2	2
14	GB/T93	D05-93-10	垫圈10	Washer 10	2	2	2	2	2	2	2	2	2	2	2
15	GB/T5783	D01-5783-6×30	螺栓M6×30	Bolt M6×30	2	2	2	2	2	2	2	2	2	2	2
16	GB/T70.1	D02-70.1-8×24	螺钉M8×24	Bolt M8×24	4	4	4	4	4	4	4	4	4	4	4
17	CBN-G316	C901-316-003	齿轮泵	Gear pump	1	1	1	1	1	1	1	1	1	1	1
18	GB/T3452.1	D07-3452.1-19×2.65	O形密封圈19×2.65G	O-seal ring 19×2.65G	1	1	1	1	1	1	1	1	1	1	1
19	GB/T5783	D01-5783-8×50	螺栓M8×50	Bolt M8×50	2	2	2	2	2	2	2	2	2	2	2
20	700.58.050	B700.58.050	吸油管短管焊合II	Oil suction short pipe weldment II	1	1	1	1	1	1	1	1	1	1	1
21	700.58.040	B700.58.040	吸油管短管焊合I	Oil suction short pipe weldment I	1	1	1	1	1	1	1	1	1	1	1
22	GB/T3452.1	D07-3452.1-31.5×2.65	O形密封圈31.5×2.65G	O-seal ring 31.5×2.65G	1	1	1	1	1	1	1	1	1	1	1
23	700.58.041	B700.58.041	滤油器总成	Oil filter assembly	1	1	1	1	1	1	1	1	1	1	1

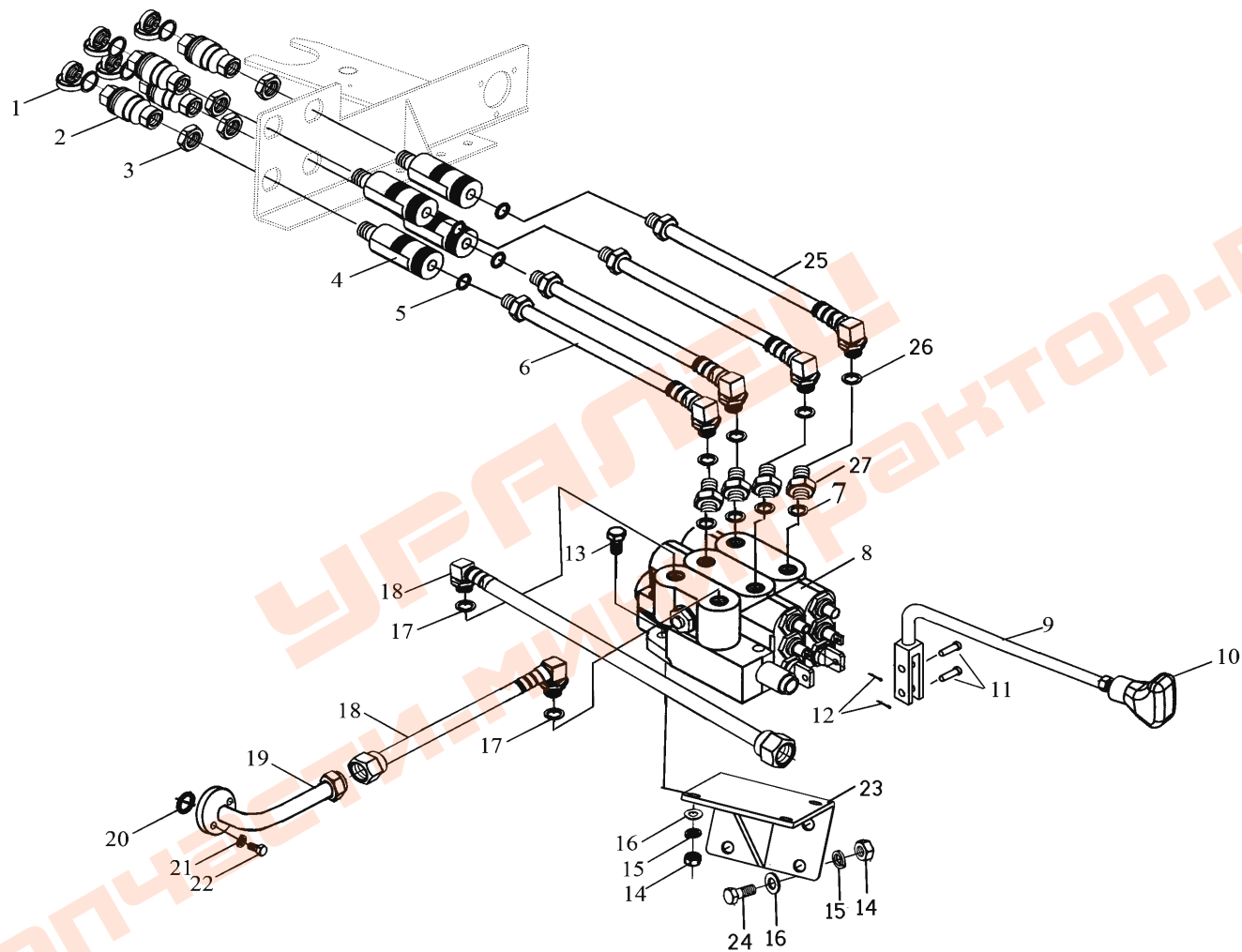


油泵油管滤油器总成(强升强降型专用)(三)
 Oil Pump/pipe and Filter Assembly (Special for lift hydraulic cylinder)(III)

油泵油管滤油器总成(强升强降型专用)(三)

Oil Pump/Pipe and Filter Assembly(Special for lift hydraulic cylinder)(III)

序号 Ser.No.	代号 Part No.	物料代码 ERP No.	名称	Name	数量 Qty.										
					650	654	700	704	750	754	800	804	850	854	
1	JB/T982	D17-982-20	复合垫圈20	Washer 20	4	4	4	4	4	4	4	4	4	4	4
2	700.58A.019	B700.58A.019	油缸接头焊合件	Joint of hydraulic cylinder	2	2	2	2	2	2	2	2	2	2	2
3	700.58A.011-1	B700.58A.011-1	油缸进出油软管	Hose assembly,hydraulic cylinder	2	2	2	2	2	2	2	2	2	2	2
4	800.58A.017-1	B800.58A.017-1	分配器手柄焊合件	Handle weldment	1	1	1	1	1	1	1	1	1	1	1
5	160.37.032-2	B160.37.032-2	副变速手柄合件	Auxiliary gearshift handle cap	1	1	1	1	1	1	1	1	1	1	1
6	700.58A.012-1	B700.58A.012-1	分配器进油软管	Tube of inlet	1	1	1	1	1	1	1	1	1	1	1
7	JB/T982	D17-982-22	复合垫圈22	Washer 22	2	2	2	2	2	2	2	2	2	2	2
8	700.58A.014-1	B700.58A.014-1	分配器回油软管	Tube of return oil	1	1	1	1	1	1	1	1	1	1	1
9	700.58A.013	B700.58A.013/D	分配器回油接头焊合件	Joint of return oil	1	1	1	1	1	1	1	1	1	1	1
10	FP175M1-002TF		分配器	Distributor subassembly	1	1	1	1	1	1	1	1	1	1	1
11	JB/T982	D17-982-24	复合垫圈24	Washer 24	1	1	1	1	1	1	1	1	1	1	1
12	700.58A.105	B700.58A.105	分配器支架	Support of distributor subassembly	1	1	1	1	1	1	1	1	1	1	1
13	GB/T93	D05-93-10	垫圈10	Washer 10	7	7	7	7	7	7	7	7	7	7	7
14	GB/T5783	D01-5783-10×25	螺栓M10×25	Bolt M10×25	7	7	7	7	7	7	7	7	7	7	7
15															
16															
17															
18															
19															
20															
21															
22															
23															

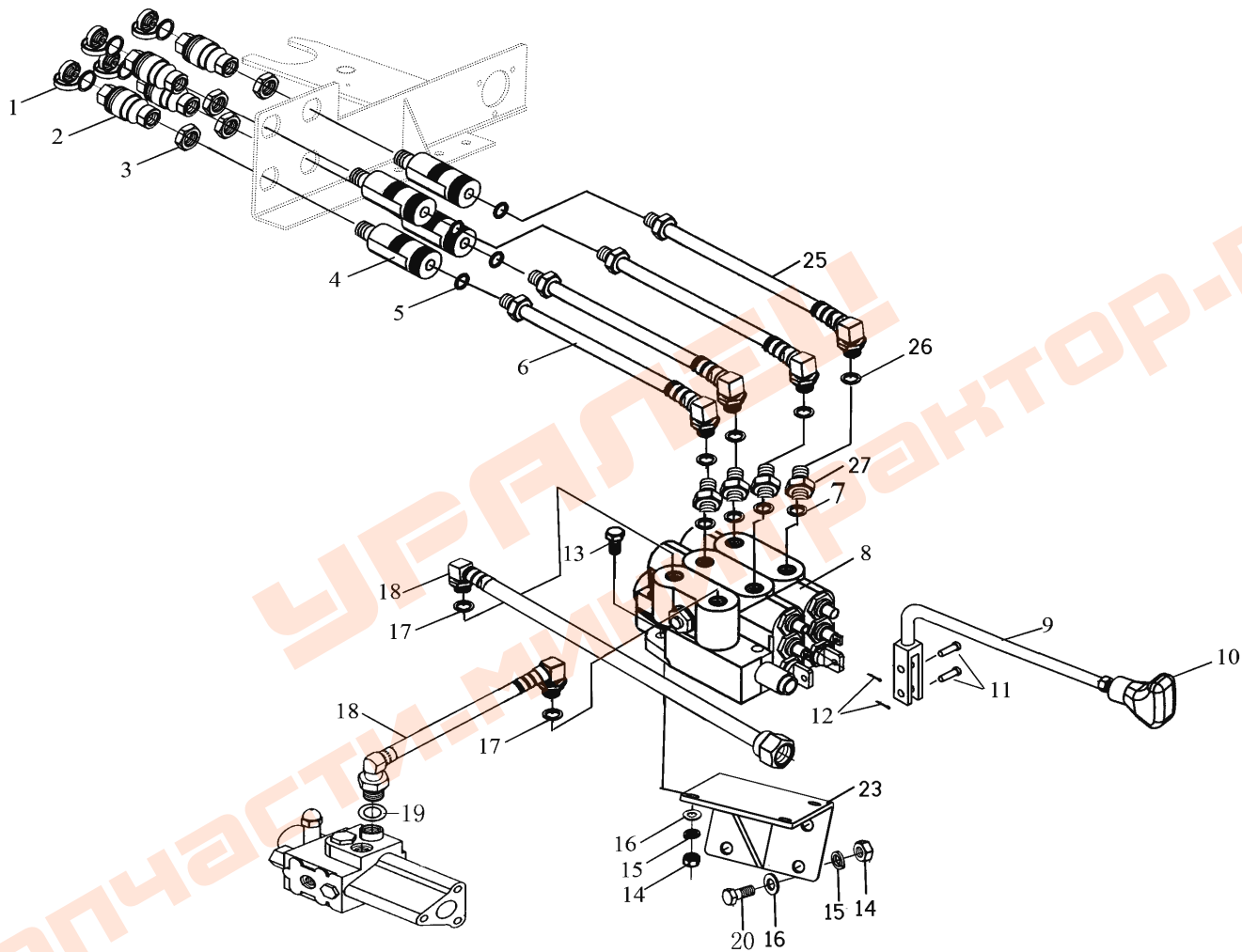


液 压 输 出 总 成
Hydraulic Take-off Pipe

液压输出总成

Hydraulic Take-off pipe

序号 Ser.No.	代号 Part No.	物料代码 ERP No.	名称	Name	数量 Qty.										
					650	654	700	704	750	754	800	804	850	854	
1	160.54.220	B160.54.220	快换接头防尘罩(I)	Dust cover(I)	4	4	4	4	4	4	4	4	4	4	4
2	904-001	C904-001	快换接头TRA12.5	Quick release connector TRA12.5	4	4	4	4	4	4	4	4	4	4	4
3	GB/T6173	D03-6173-27×1.5	六角薄螺母M27×1.5	Bolt M27×1.5	4	4	4	4	4	4	4	4	4	4	4
4	160.54.310	B160.54.310	进出油管接头	Connector	4	4	4	4	4	4	4	4	4	4	4
5	GB/T3452.1	D07-3452.1-11.2×2.65	O型密封圈11.2×2.65	O-ring 11.2×2.65	4	4	4	4	4	4	4	4	4	4	4
6	800.58.082	B800.58.082	输出油管焊合件 I	Oil pipe	2	2	2	2	2	2	2	2	2	2	2
7	D17-A-18	D17-A-18	复合垫圈18	Washer 18	4	4	4	4	4	4	4	4	4	4	4
8	DLS-L15F-T-20	C903	多路换向阀	More-way valve	1	1	1	1	1	1	1	1	1	1	1
9	700.58.803	B700.58.803	多路阀操纵杆 I	Control handle I	2	2	2	2	2	2	2	2	2	2	2
10	160.54.044	B160.54.044	换向阀手柄合件	Handle knob assembly	2	2	2	2	2	2	2	2	2	2	2
11	GB/T91	D09-91-2×16	开口销2×16	Split pin 2×16	4	4	4	4	4	4	4	4	4	4	4
12	GB/T882	D09-882-5×20	销轴B5×20	Axis pin B5×20	4	4	4	4	4	4	4	4	4	4	4
13	GB/T5783	D01-5783-10×35	螺栓M10×35	Bolt M10×35	3	3	3	3	3	3	3	3	3	3	3
14	GB/T6170	D03-6170-10	螺母M10	Nut M10	7	7	7	7	7	7	7	7	7	7	7
15	GB/T93	D05-93-10	垫圈10	Washer 10	7	7	7	7	7	7	7	7	7	7	7
16	GB/T97.1	D05-97.1-10	垫圈10	Washer 10	7	7	7	7	7	7	7	7	7	7	7
17		D17-A-22	复合垫圈22	Washer 22	2	2	2	2	2	2	2	2	2	2	2
18	700.58.081	B700.58.081	阀进出油软管	Oil pipe (in-output)	2	2	2	2	2	2	2	2	2	2	2
19	700.58.074	B700.58.074	分配器接头焊合件	Joint weldment,distributor	1	1	1	1	1	1	1	1	1	1	1
20	GB/T3452.1	D07-3452.1-11.8×2.65	O型密封圈11.8×2.65	O-ring 11.8×2.65	1	1	1	1	1	1	1	1	1	1	1
21	GB/T93	D05-93-08	垫圈8	Washer 8	2	2	2	2	2	2	2	2	2	2	2
22	GB/T5783	D01-5783-8×30	螺栓M8×30	Bolt M8×30	2	2	2	2	2	2	2	2	2	2	2
23	800.58.086	B800.58.086/T	多路阀支架焊合件	Many road valve support Hans match a piece	1	1	1	1	1	1	1	1	1	1	1

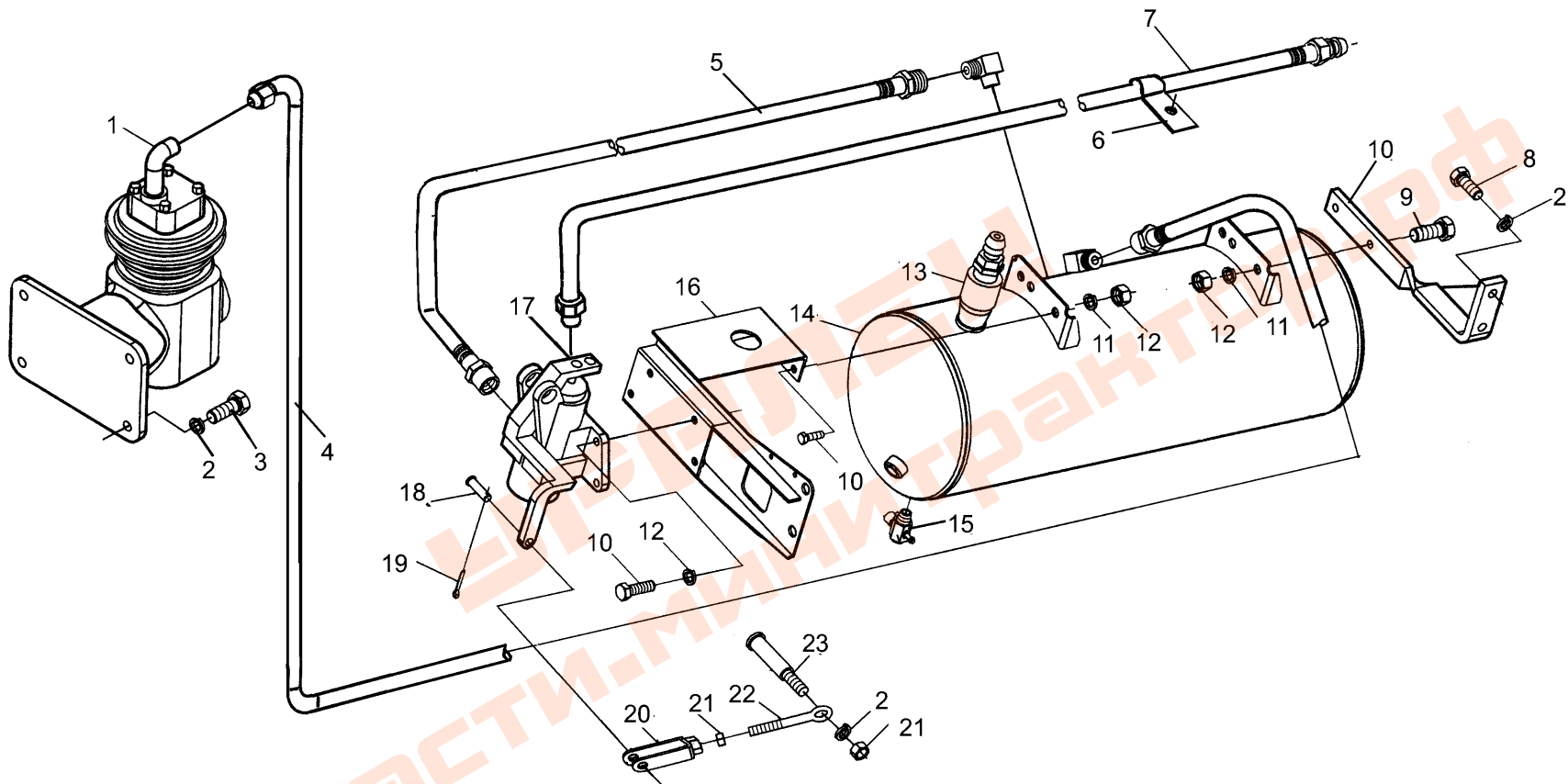


液壓輸出總成（強升強降）
Hydraulic Take-off Pipe

液压输出总成

Hydraulic Take-off pipe

序号 Ser.No.	代号 Part No.	物料代码 ERP No.	名称	Name	数量 Qty.										
					650	654	700	704	750	754	800	804	850	854	
1	160.54.220	B160.54.220	快换接头防尘罩(I)	Dust cover(I)	4	4	4	4	4	4	4	4	4	4	4
2	904-001	C904-001	快换接头TRA12.5	Quick release connector TRA12.5	4	4	4	4	4	4	4	4	4	4	4
3	GB/T6173	D03-6173-27×1.5	六角薄螺母M27×1.5	Bolt M27×1.5	4	4	4	4	4	4	4	4	4	4	4
4	160.54.310	B160.54.310	进出油管接头	Connector	4	4	4	4	4	4	4	4	4	4	4
5	GB/T3452.1	D07-3452.1-11.2×2.65	O型密封圈11.2×2.65	O-ring 11.2×2.65	4	4	4	4	4	4	4	4	4	4	4
6	800.58.082	B800.58.082	输出油管焊合件 I	Oil pipe	2	2	2	2	2	2	2	2	2	2	2
7	D17-A-18	D17-A-18	复合垫圈18	Washer 18	4	4	4	4	4	4	4	4	4	4	4
8	DLS-L15F-T-20	C903	多路换向阀	More-way valve	1	1	1	1	1	1	1	1	1	1	1
9	700.58.803	B700.58.803	多路阀操纵杆 I	Control handle I	2	2	2	2	2	2	2	2	2	2	2
10	160.54.044	B160.54.044	换向阀手柄合件	Handle knob assembly	2	2	2	2	2	2	2	2	2	2	2
11	GB/T91	D09-91-2×16	开口销2×16	Split pin 2×16	4	4	4	4	4	4	4	4	4	4	4
12	GB/T882	D09-882-5×20	销轴B5×20	Axis pin B5×20	4	4	4	4	4	4	4	4	4	4	4
13	GB/T5783	D01-5783-10×35	螺栓M10×35	Bolt M10×35	3	3	3	3	3	3	3	3	3	3	3
14	GB/T6170	D03-6170-10	螺母M10	Nut M10	7	7	7	7	7	7	7	7	7	7	7
15	GB/T93	D05-93-10	垫圈10	Washer 10	7	7	7	7	7	7	7	7	7	7	7
16	GB/T97.1	D05-97.1-10	垫圈10	Washer 10	7	7	7	7	7	7	7	7	7	7	7
17		D17-A-22	复合垫圈22	Washer 22	2	2	2	2	2	2	2	2	2	2	2
18	700.58.078	B700.58.078	分配器进油软管	Oil pipe (in-output)	2	2	2	2	2	2	2	2	2	2	2
19	GB/T982	D05-982-24	复合垫圈24	Washer 24	1	1	1	1	1	1	1	1	1	1	1
20	800.58.086	B800.58.086/T	多路阀支架焊合件	Many road valve support Hans match a piece	1	1	1	1	1	1	1	1	1	1	1
21	GB/T5873	D01-5873-10×25	螺栓M10*25	Bolt M10×25	4	4	4	4	4	4	4	4	4	4	4
22	GB/T3452.1	D07-3452.1-10×2.65	O形密封圈10*2.65	O-ring 10×2.65	4	4	4	4	4	4	4	4	4	4	4
23	900.58.155	B900.58.155	出油管接头	The pipeline deals with contact	4	4	4	4	4	4	4	4	4	4	4



气制动装置总成(选装)
Pneumatic Braking System Assembly (optional)

气制动装置总成(选装)

Pneumatic Braking System Assembly (optional)

序号 Ser.No.	代号 Part No.	物料代码 ERP No.	名称	Name	数量 Qty.											
					650	654	700	704	750	754	800	804	850	854		
1	700.80.021	B700.80.021	空压机总成	Air compressor assembly	1	1	1	1	1	1	1	1	1	1	1	1
2	GB/T93	D05-93-10	垫圈10	Washer 10	7	7	7	7	7	7	7	7	7	7	7	7
3	GB/T5783	D01-5783-10×30	螺栓M10×30	Bolt M10×30	4	4	4	4	4	4	4	4	4	4	4	4
4	700.80.011-1	B700.50.011-1	空压机出气管总成	Air outlet pipe assembly ,air compressor	1	1	1	1	1	1	1	1	1	1	1	1
5	700.80.012	B700.80.012	气制动阀进气管总成	Air oulet hose unit	1	1	1	1	1	1	1	1	1	1	1	1
6	700.80.210	B700.80.210	孔管夹	Pipe ferrule	1	1	1	1	1	1	1	1	1	1	1	1
7	700.80.013	B700.80.013	气制动阀出气管总成	Air inlet pipe assembly ,air compressor	1	1	1	1	1	1	1	1	1	1	1	1
8	GB/T5783	D01-5783-10×25	螺栓M10×25	Bolt M10×25	2	2	2	2	2	2	2	2	2	2	2	2
9	GB/T5783	D01-5783-8×25	螺栓M8×25	Bolt M8×25	8	8	8	8	8	8	8	8	8	8	8	8
10	700.80.015	B700.80.015	贮气筒后支架焊合件	Rear bracket welding unit	1	1	1	1	1	1	1	1	1	1	1	1
11	GB/T93	D05-93-08	垫圈8	Washer 8	8	8	8	8	8	8	8	8	8	8	8	8
12	GB/T6170	D03-6170-8	螺母M8	Nut 8	4	4	4	4	4	4	4	4	4	4	4	4
13	700.80.016	B700.80.016	安全阀总成	Safety valve assembly	1	1	1	1	1	1	1	1	1	1	1	1
14	700.80.017	B700.80.017/W	贮气筒焊合件	Air vessel welding unit	1	1	1	1	1	1	1	1	1	1	1	1
15	700.80.019	B700.80.019	放水阀总成	Water drain valve assembly	1	1	1	1	1	1	1	1	1	1	1	1
16	700.80.014-2	B700.80.014-2/T	贮气筒前支架焊合件	Front bracket valve assembly	1	1	1	1	1	1	1	1	1	1	1	1
17	700.80.010	B700.80.010	气制动阀总成	Pneumatic braking valve assembly	1	1	1	1	1	1	1	1	1	1	1	1
18	GB/T882	D09-882-10×26	销轴B10×26	Pin roll B10×26	1	1	1	1	1	1	1	1	1	1	1	1
19	GB/T91	D09-91-3.2×20	开口销3.2×20	Split pin 3.2×20	1	1	1	1	1	1	1	1	1	1	1	1
20	700.80.020	B700.80.020	连接叉焊合件	Connecting fork weldment	1	1	1	1	1	1	1	1	1	1	1	1
21	GB/T6170	D03-6170-10	螺母M10	Nut M10	2	2	2	2	2	2	2	2	2	2	2	2
22	700.80.120	B700.80.120	制动总泵推杆	Push rod ,main braking pump	1	1	1	1	1	1	1	1	1	1	1	1
23	700.80.123	B700.80.123	连接销	Joint pin	1	1	1	1	1	1	1	1	1	1	1	1

□ □ □ □ -65 ~ 85 □ □ □ □ □ □ □ □ □ □ □ □
HHJM 65-85 SERIES WHEELED TRACTOR PARTS CATALOGUE

□ □ □ □ -650/654/700/704/750/754/800/804/850/854 □
HHJM-650/654/700/704/750/754/800/804/850/854 MODEL

□ □ □ □ □ □
Technology Department Editor-in-chief

□ □ □ □ □ (□ □) □ □ □ □ □ □ □ □ □ □
Mahindra Yueda(Yancheng) Tractor Co., Ltd.

* * *

□ □ : 787×1092 1/16 □ □ : Z02-04-001
PAPER SIZE: 787×1092 1/16 CODE: Z02-04-001

2013 □ □ 3 □ 2013 □ 1 □ □ 1 □ □ □
2013 THIRD EDITION JANUARY, 2013 1st PRINTING

УРАЛЭЛ
запчасти.минитрактор.рф

目 录 Content

序号 Ser.No.	名称	Name	页号 page
1	空气滤清器总成	Air Filter Assembly	1-2
2	冷却系总成	Cooling System Assembly	3-5
3	发动机操纵机构总成	Control Mechanism Assembly of the Engine	6-8
4	离合器总成	Clutch Assembly	9-11
5	离合器总成 (一)	Clutch Assembly (I)	12-14
6	离合器总成 (二)	Clutch Assembly (II)	15-16
7	离合器总成 (三)	Clutch Assembly (III)	17-18
8	离合器总成 (四)	Clutch Assembly (IV)	19-20
9	消声器总成	Exhaust System	21-22
10	前轴总成 (一)	Front Axle Assembly (I)	23-24
11	前轴总成 (二)	Front Axle Assembly (II)	25-27
12	前轴总成 (三)	Front Axle Assembly (III)	28-30
13	前轴总成 (四)	Front Axle Assembly (IV)	31-32
14	前配重及支架 (选装)	Front Ballast & Braket (optional)	33-34
15	前驱动桥总成 (一)	Front Driving Axle Assembly(I)	35-36
16	前驱动桥总成 (二)	Front Driving Axle Assembly(II)	37-38
17	前驱动桥总成 (三)	Front Driving Axle Assembly(III)	39-42
18	前驱动桥总成 (四)	Front Driving Axle Assembly(IV)	43-44
19	前驱动桥总成 (五)	Front Driving Axle Assembly(V)	45-46
20	前驱动桥总成 (六)	Front Driving Axle Assembly(VI)	47-48
21	前轮总成	Front Wheel Assembly	49-50
22	前驱动轮总成	Front Driving Wheel Assembly	51-52
23	后驱动轮总成	Rear Drving Wheel Assembly	53-54

目 录 Content

序号 Ser.No.	名称	Name	页号 page
24	变速箱总成 (一)	Gearbox Assembly (I)	55-57
25	变速箱总成 (一)	Gearbox Assembly (I)	58-59
26	变速箱总成<加强型>(二)	Gearbox Assembly (Strengthened model) (II)	60-62
27	变速箱总成<加强型>(三)	Gearbox Assembly (Strengthened model) (III)	63-65
28	变速箱总成<加强型>(四)	Gearbox Assembly (Strengthened model) (IV)	66-70
29	变速箱总成<加强型>(五)	Gearbox Assembly (Strengthened model) (V)	71-73
30	后桥总成 (一)	Rear Axle Assembly (I)	74-76
31	后桥总成 (二)	Rear Axle Assembly (II)	77-80
32	后桥总成 (三)	Rear Axle Assembly (III)	81-83
33	后桥总成 (四)	Rear Axle Assembly (IV)	84-87
34	后桥总成 (五)	Rear Axle Assembly (V)	88-90
35	后桥总成 (六)	Rear Axle Assembly (VI)	91-93
36	后桥总成 (七)	Rear Axle Assembly (VII)	94-97
37	全液压转向总成	Hydraulic Steering Wheel Assembly	98-100
38	全液压转向总成 (一)	Hydraulic Steering Wheel Assembly(I)	101-102
39	全液压转向总成 (二)	Hydraulic Steering Wheel Assembly(II)	103-104
40	全液压转向总成 (三)	Hydraulic Steering Wheel Assembly(III)	105-106
41	分动箱总成 (一)	Transfer Case Assembly (I)	107-109
42	分动箱总成 (二)	Transfer Case Assembly (II)	110-113
43	制动器总成 (一)	Brake Assembly (I)	114-115
44	制动器总成 (二)	Brake Assembly (II)	116-118
45	制动器总成 (三)	Brake Assembly (III)	119-121
46	驾驶座总成	Drive's Seat Assembly	122-123

目 录 Content

序号 Ser.No.	名称	Name	页号 page
47	地板车身总成	Floor Body Assembly	124-126
48	折叠式安全架总成	Foldable Protective Structure	127-129
49	前后连接装置和左右前挡泥板总成	Fore-and-aft Connecting mechanism and left/right front mud Guard Assembly	130-131
50	发动机罩壳总成	Bonnet Assembly	132-134
51	电器系统总成（一）	Electrical System Assembly(I)	135-137
52	电器系统总成（二）	Electrical System Assembly(II)	138-140
53	工具箱总成	Tool Box Assembly	141-142
54	油箱总成（一）	Fuel Tank Assembly(I)	143-145
55	油箱总成（二）	Fuel Tank Assembly(II)	146-147
56	拖挂装置总成	Towing Mechanism Assembly	148-149
57	提升器总成（一）	Lifter Assembly(I)	150-153
58	提升器总成（二）	Lifter Assembly(II)	154-156
59	强升强降提升器总成（选装）	Lifter Assembly use hydraulic cylinder for forcibly raising and lowering(optional)	157-159
60	悬挂机构总成	Suspension Mechanism Assembly	160-162
61	分配器总成（一）	Distributor Assembly (I)	163-165
62	分配器总成（二）	Distributor Assembly(II)	166-168
63	分配器总成（三）	Distributor Assembly(III)	169-171
64	油泵油管滤油器总成（一）	Oil Pump/Pipe and Filter Assembly(I)	172-174
65	油泵油管滤油器总成（二）	Oil Pump/Pipe and Filter Assembly(II)	175-177
66	油泵油管滤油器总成（强升强降型专用）（三）	Oil Pump/Pipe and Filter Assembly(Special for lift hydraulic cylinder)(III)	178-179
67	液压输出总成	Hydraulic Take-off pipe	180-182
68	液压输出总成	Hydraulic Take-off pipe	183-184
69	气制动装置总成（选装）	Pneumatic Braking System Assembly (optional)	185-186