

SUZUKI

PARTS CATALOGUE

DF8A/9.9A

DF8A

DF8AR

DF9.9A

DF9.9AR



OUTBOARD MOTOR

2011-5

1ST EDITION

PREFACE

When it becomes necessary to replace parts on SUZUKI OUTBOARD MOTORS, always use SUZUKI GENUINE PARTS which have passed a strict inspection which guarantees quality and performance.

This parts catalogue covers the list of all service parts for SUZUKI DF8A/9.9A production 2011.

INSTRUCTIONS FOR QUOTING THE CATALOGUE

1. DIMENSIONS

Dimensions of the parts in this catalogue are indicated in unit millimeters.

2. ABBREVIATIONS

Abbreviations used in this catalogue are as follows:

AR	: As required	NT	: Number of teeth
ASSY	: Assembly	OPT	: Optional
E.NO.	: Engine number	OS	: Over size
F.NO.	: Frame number	STD	: Standard
D	: Diameter of material	T	: Thickness
ID	: Inside diameter	US	: Under size
OD	: Outside diameter	W	: Width
L	: Length	W/	: with
LH(PORT)	: Left hand side	S,L	: Transom type
RH(STBD)	: Right hand side	SUS	: Stainless steel
~123456	: Up to E.NO. 00994F-123456		
123456~	: From E.NO. 00994F-123456		

$\frac{12}{|}$ x $\frac{34}{|}$ x $\frac{5.6}{|}$ Figures in the description column
show the dimensions of parts.
ID OD T(or W, L)

→12345-56781 (Parts No.) : indicates that the parts number was changed to 12345-56781 and the new parts are interchangeable with the former ones but the former ones are not interchangeable with new ones.

←12345-56781 (Parts No.) : indicates that the former and new parts are interchangeable with each other and both are usable.

3. INNER PARTS OF ASSEMBLY

Part name with a dot (.) in front as shown in the description column indicates the component of the assembly also available individually.

4. MODIFICATION NOTICE

A parts bulletin will be sent to you on all occasions when changes in parts occur, including interchangeable modifications between new parts and old ones.

5. NOTE

5-1. There are some different parts from those of production models among spare parts for the administrative reasons and common use of them with other models.

5-2. In respect of rubber hoses and vinyl tubes, please be sure to use them by cutting off according to the length mentioned on parts catalogue or what is actually required on the vehicle.

5-3. Note that the drawings on the illustration page are for ready reference of spare parts number, not to be used as an assembly manual.
When assembling, use "SUZUKI SERVICE MANUAL".

6. MODEL NAME AND ENGINE NUMBER


<u>MODEL</u>	<u>DESTINATION</u>	<u>TYPE</u>	<u>TRANSOM</u>	<u>ENGINE NO.</u>
DF8AL	P03	00801F	S, L	00801F-210001~
DF8ARL	P03	00801F	S, L	00801F-210001~
DF9. 9AL	P03	00994F	S, L	00994F-210001~
DF9. 9ARL	P03	00994F	S, L	00994F-210001~

MILLIMETER → INCH CONVERSION CHART
 TABLEAU DE CONVERSION DE MILLIMETRES → POUCES

	0	1	2	3	4	5	6	7	8	9
00	.000	.039	.079	.118	.157	.197	.236	.276	.315	.354
10	.394	.433	.472	.512	.551	.591	.630	.669	.709	.748
20	.787	.827	.866	.906	.945	.984	1.024	1.063	1.102	1.142
30	1.181	1.220	1.260	1.299	1.339	1.378	1.417	1.457	1.496	1.535
40	1.575	1.614	1.654	1.693	1.732	1.772	1.811	1.850	1.890	1.929
50	1.969	2.008	2.047	2.087	2.126	2.165	2.205	2.214	2.283	2.323
60	2.362	2.402	2.441	2.480	2.520	2.559	2.598	2.638	2.677	2.717
70	2.756	2.795	2.835	2.874	2.913	2.953	2.992	3.031	3.071	3.110
80	3.150	3.189	3.228	3.268	3.307	3.346	3.386	3.425	3.465	3.504
90	3.543	3.583	3.622	3.661	3.701	3.740	3.780	3.819	3.858	3.898

How to read
 Mode de lecture

	0	1	2	3	4
00
10
20	0.906	...
30


 23 millimeters equal 0.906 inch
 23 millimètres égalent 0.906 pouce

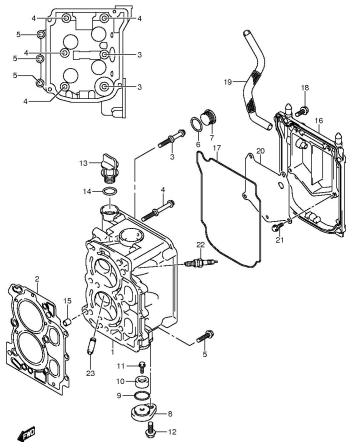
Contents are subject to change without notice or obligation.

Les matières traitées sont susceptibles d'être modifiées sans préavis obligation de notre part.

FIG. NO.	T I T L E	ADDRESS NO.
1	CYLINDER HEAD	1-B-02
2	CYLINDER BLOCK	1-B-03
3	CRANKSHAFT	1-B-04
4	TIMING BELT (DF8A P03)	1-B-05
5	TIMING BELT (DF8AR P03)	1-B-06
6	TIMING BELT (DF15A P03)	1-B-07
7	TIMING BELT (DF15AR P03)	1-B-08
8	CAMSHAFT (DF8A P03)	1-B-09
9	CAMSHAFT (DF8AR P03)	1-B-10
10	CAMSHAFT (DF15A P03)	1-B-11
11	CAMSHAFT (DF15AR P03)	1-B-12
12	INLET MANIFOLD	1-B-13
13	CARBURETOR (DF8A P03)	1-B-14
		1-B-15
14	CARBURETOR (DF8AR P03)	1-C-02
15	CARBURETOR (DF15A P03)	1-C-03
		1-C-04
16	CARBURETOR (DF15AR P03)	1-C-05
		1-C-06
17	FUEL PUMP	1-C-07
18	WATER PUMP	1-C-08
19	THERMOSTAT	1-C-09
20	RECOIL STARTER	1-C-10
21	THROTTLE CONTROL (DF8A P03)	1-C-11
22	THROTTLE CONTROL (DF8AR P03)	1-C-12
23	THROTTLE CONTROL (DF15A P03)	1-C-13
24	THROTTLE CONTROL (DF15AR P03)	1-C-14
25	OIL PUMP	1-C-15
26	CLUTCH ROD (DF8A P03)	1-D-02
27	CLUTCH ROD (DF8AR P03)	1-D-03
28	CLUTCH ROD (DF15A P03)	1-D-04
29	CLUTCH ROD (DF15AR P03)	1-D-05
30	SHIFT ROD	1-D-06
31	TRANSMISSION	1-D-07
		1-D-08
32	STARTING MOTOR	1-D-09
33	MAGNETO (DF8A P03)	1-D-10
34	MAGNETO (DF8AR P03)	1-D-11
35	MAGNETO (DF15A P03)	1-D-12
36	MAGNETO (DF15AR P03)	1-D-13
37	RECTIFIER / IGNITION COIL (DF8A P03)	1-D-14
38	RECTIFIER / IGNITION COIL (DF8AR P03)	1-D-15
39	RECTIFIER / IGNITION COIL (DF15A P03)	1-E-02
40	RECTIFIER / IGNITION COIL (DF15AR P03)	1-E-03
41	SENSOR / SWITCH (DF8A P03)	1-E-04
42	SENSOR / SWITCH (DF8AR P03)	1-E-05
43	SENSOR / SWITCH (DF15A P03)	1-E-06
44	SENSOR / SWITCH (DF15AR P03)	1-E-07
45	HARNESS (DF8A P03)	1-E-08
46	HARNESS (DF8AR P03)	1-E-09
47	HARNESS (DF15A P03)	1-E-10
48	HARNESS (DF15AR P03)	1-E-11
49	CLAMP BRACKET (DF8A P03)	1-E-12
50	CLAMP BRACKET (DF8AR P03)	1-E-13
51	CLAMP BRACKET (DF15A P03)	1-E-14
52	CLAMP BRACKET (DF15AR P03)	1-E-15
53	SWIVEL BRACKET (DF8A P03)	1-F-02
		1-F-03
54	SWIVEL BRACKET (DF8AR P03)	1-F-04
55	SWIVEL BRACKET (DF15A P03)	1-F-05
		1-F-06
56	SWIVEL BRACKET (DF15AR P03)	1-F-07
57	ENGINE HOLDER	1-F-08
58	DRIVE SHAFT HOUSING	1-F-09
59	GEAR CASE	1-F-10
		1-F-11

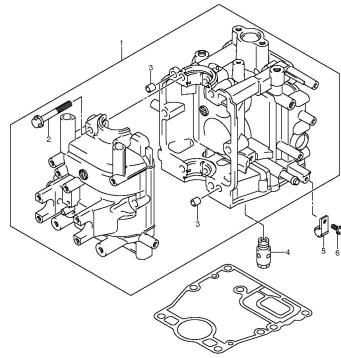
FIG. NO.	T I T L E	ADDRESS NO.
60	SIDE COVER (DF8A P03)	1-F-12
61	SIDE COVER (DF8AR P03)	1-F-13
62	SIDE COVER (DF15A P03)	1-F-14
63	SIDE COVER (DF15AR P03)	1-F-15
64	ENGINE COVER (DF8A P03)	1-G-02
65	ENGINE COVER (DF8AR P03)	1-G-03
66	ENGINE COVER (DF15A P03)	1-G-04
67	ENGINE COVER (DF15AR P03)	1-G-05
68	FUEL TANK (RESIN)	1-G-06
69	TILLER HANDLE (DF8A P03)	1-G-07
70	TILLER HANDLE (DF15A P03)	1-G-08
71	REMOTE CONTROL (DF8AR P03)	1-G-09
		1-G-10
		1-G-11
		1-G-12
		1-G-13
72	REMOTE CONTROL (DF15AR P03)	1-G-14
		1-G-15
		1-H-02
73	REMOCON CABLE HOLDER (DF8AR P03)	1-H-03
74	REMOCON CABLE HOLDER (DF15AR P03)	1-H-04
75	DRAG LINK (DF8AR P03)	1-H-05
76	DRAG LINK (DF15AR P03)	1-H-06
77	OPT:ELECTRICAL (MANUAL STARTER) (DF8A P03)	1-H-07
78	OPT:ELECTRICAL (MANUAL STARTER) (DF15A P03)	1-H-08
79	OPT:METER (DF8AR P03)	1-H-09
80	OPT:METER (DF15AR P03)	1-H-10
81	OPT:STARTING MOTOR (MANUAL STARTER) (DF8A P03)	1-H-11
82	OPT:STARTING MOTOR (MANUAL STARTER) (DF15A P03)	1-H-12
83	OPT:FUEL TANK (RESIN 25L)	1-H-13
84	OPT:REMOTE CONTROL PARTS (DF8A P03)	1-H-14
85	OPT:REMOTE CONTROL PARTS (DF15A P03)	1-H-15
86	OPT:REMOTE CONTROL ASSY SINGLE (1)	1-I-02
87	OPT:REMOTE CONTROL ASSY SINGLE (2)	1-I-03
		1-I-04
88	OPT:REMOCON CABLE (DF8A P03)	1-I-05
89	OPT:REMOCON CABLE (DF8AR P03)	1-I-06
90	OPT:REMOCON CABLE (DF15A P03)	1-I-07
91	OPT:REMOCON CABLE (DF15AR P03)	1-I-08

FIG.1



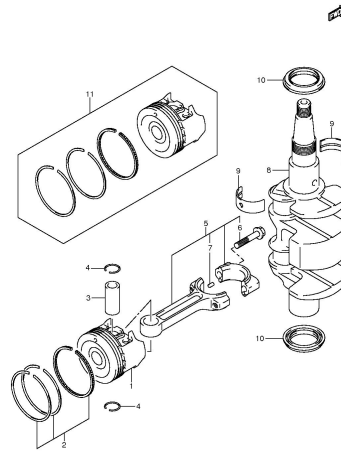
DFRA 9 SA P03 012_001
CYLINDER HEAD

FIG.2



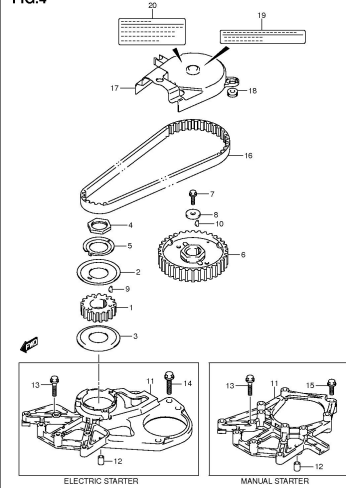
DFRA 9 SA P03 012_002
CYLINDER BLOCK

FIG.3



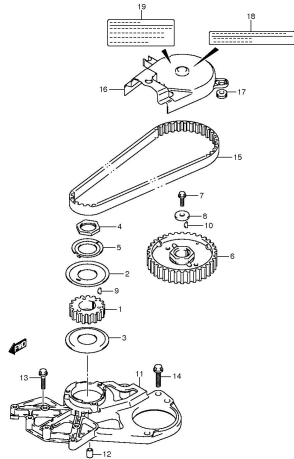
DFRA 9 SA P03 012_003
CRANKSHAFT

FIG.4



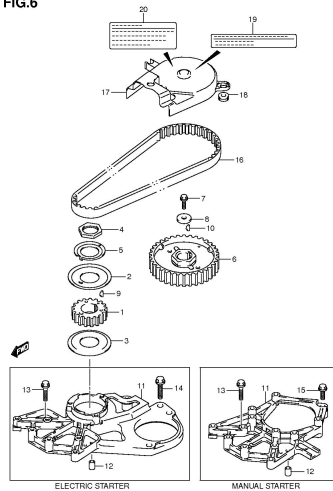
DFRA 9 SA P03 012_004
TIMING BELT

FIG.5



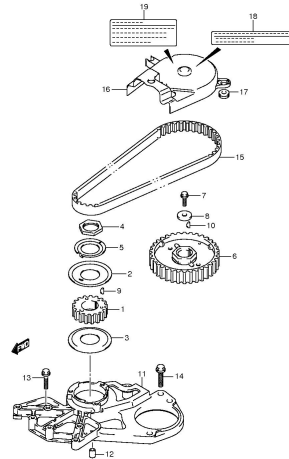
DFRA 9 SA P03 012_005
TIMING BELT

FIG.6



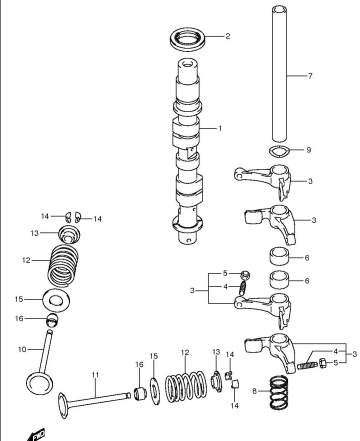
DFRA 9 SA P03 012_006
TIMING BELT

FIG.7



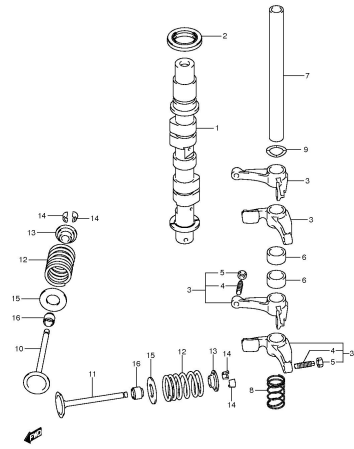
DFRA 9 SA P03 012_007
TIMING BELT

FIG.8



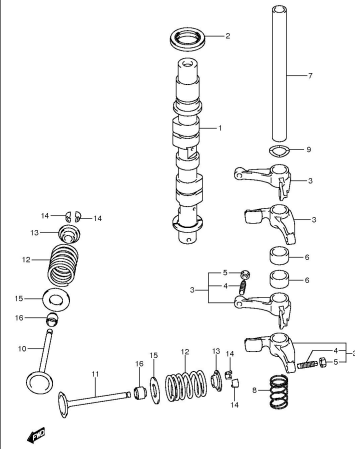
DFRA 9 SA P03 012_008
CAMSHAFT

FIG.9



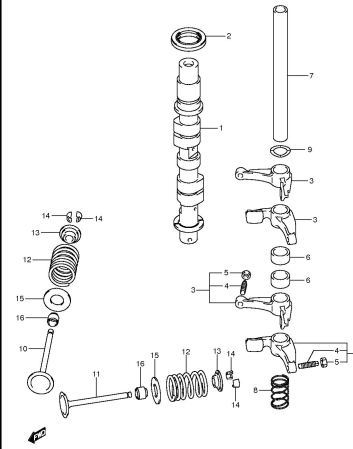
DF8A 9 SA P03 012_009
CAMSHAFT

FIG.10



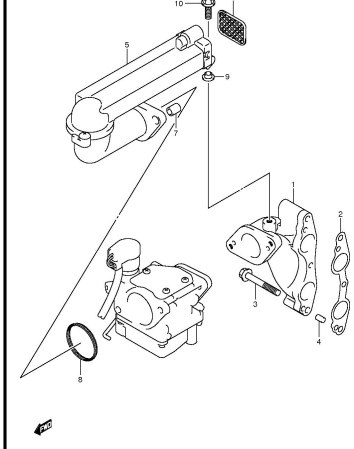
DF8A 9 SA P03 012_010
CAMSHAFT

FIG.11



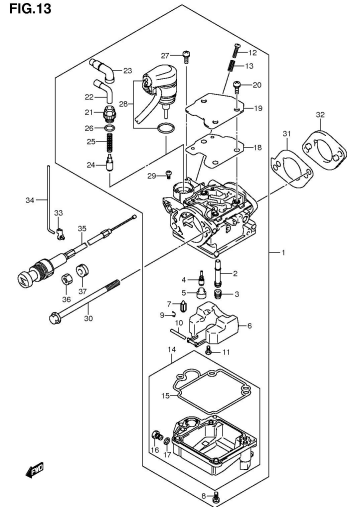
DF8A 9 SA P03 012_011
CAMSHAFT

FIG.12



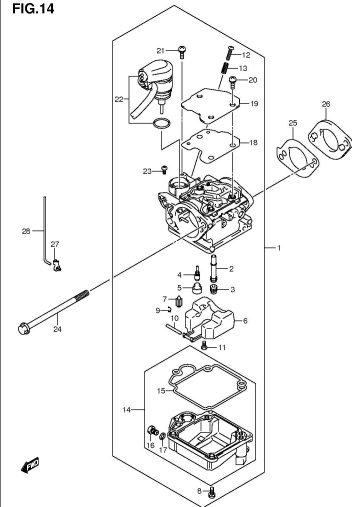
DF8A 9 SA P03 012_012
INLET MANIFOLD

FIG.13



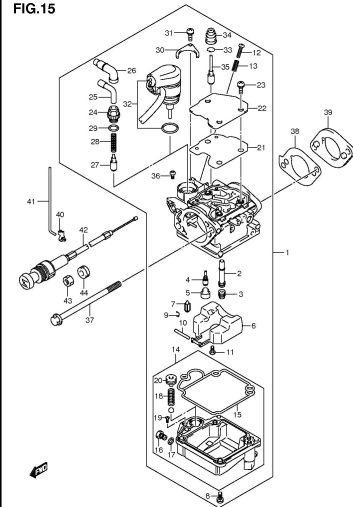
DF8A 9 SA P03 012_013
CARBURETOR

FIG.14



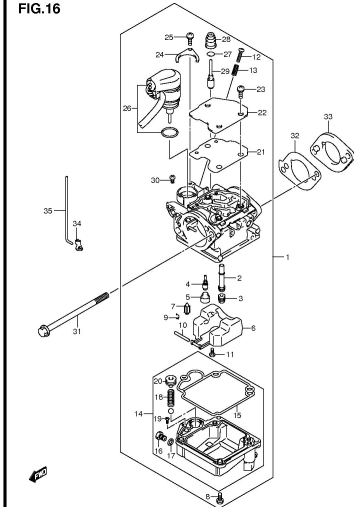
DF8A 9 SA P03 012_014
CARBURETOR

FIG.15



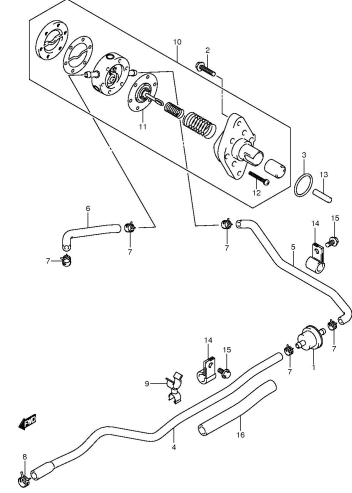
DF8A 9 SA P03 012_015
CARBURETOR

FIG.16



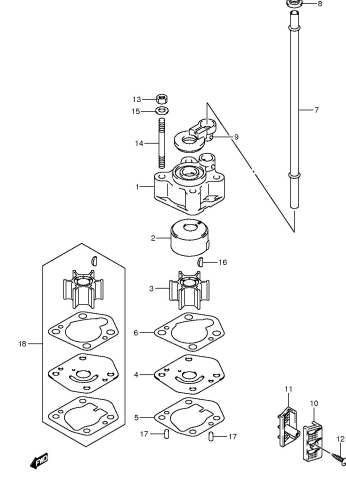
DF8A 9 SA P03 012_016
CARBURETOR

FIG.17



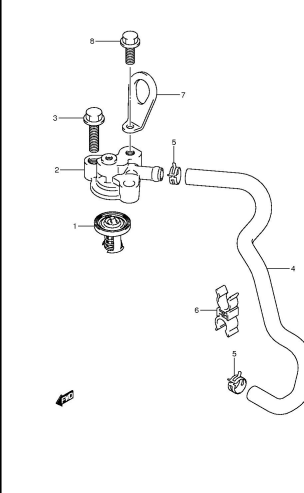
DFBA 9 SA P03 012_017
FUEL PUMP

FIG.18



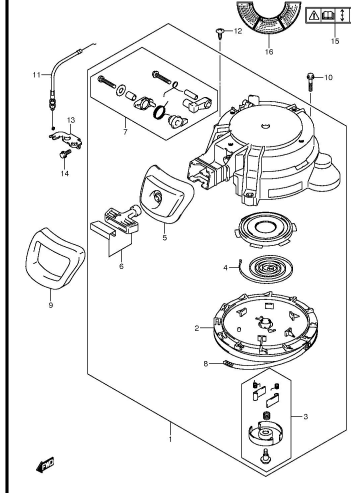
DFBA 9 SA P03 012_018
WATER PUMP

FIG.19



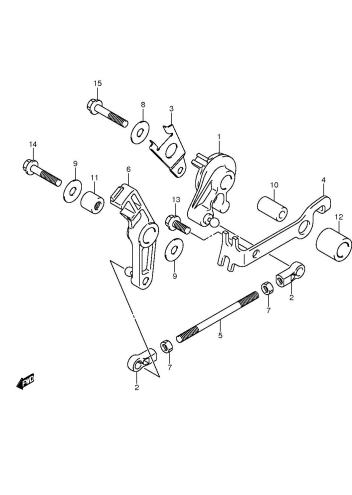
DFBA 9 SA P03 012_019
THERMOSTAT

FIG.20



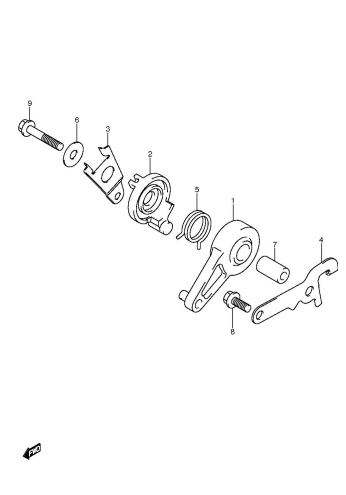
DFBA 9 SA P03 012_020
RECOIL STARTER

FIG.21



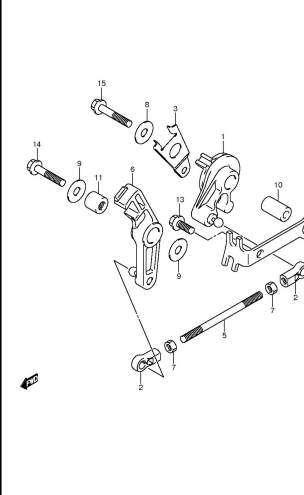
DFBA 9 SA P03 012_021
THROTTLE CONTROL

FIG.22



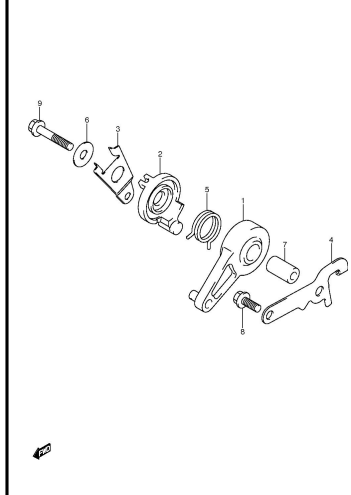
DFBA 9 SA P03 012_022
THROTTLE CONTROL

FIG.23



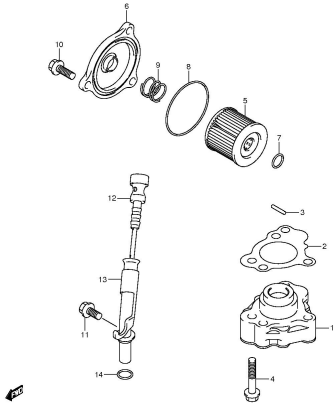
DFBA 9 SA P03 012_023
THROTTLE CONTROL

FIG.24



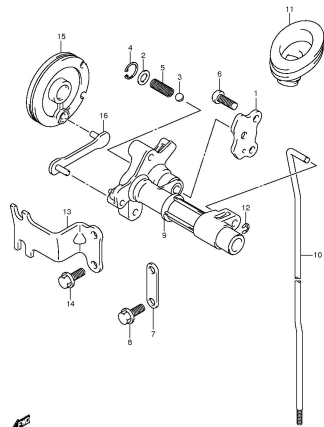
DFBA 9 SA P03 012_024
THROTTLE CONTROL

FIG.25



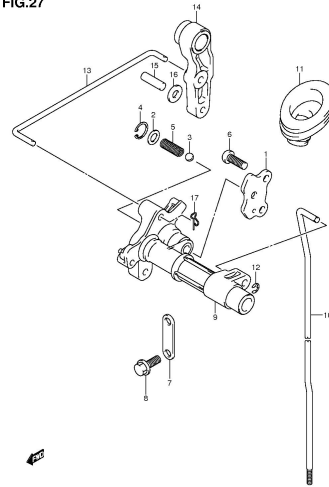
DFBA 9 SA P03 012_026
OIL PUMP

FIG.26



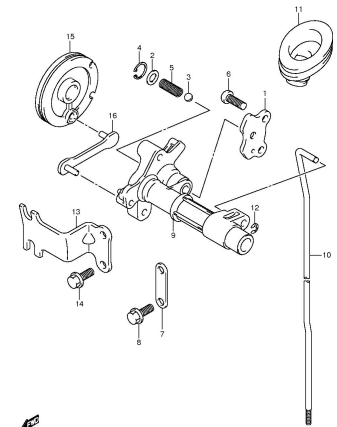
DFBA 9 SA P03 012_026
CLUTCH ROD

FIG.27



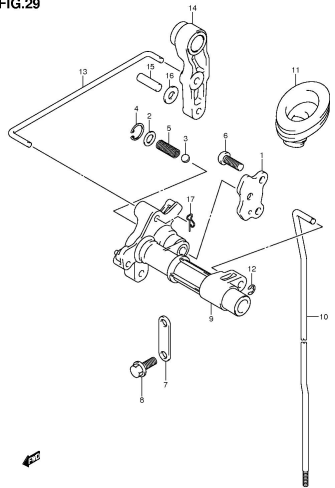
DFBA 9 SA P03 012_027
CLUTCH ROD

FIG.28



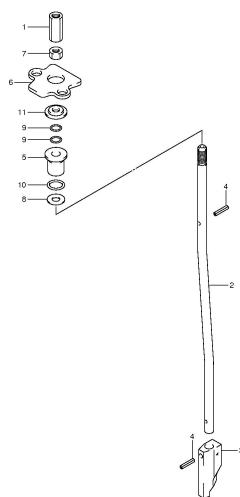
DFBA 9 SA P03 012_028
CLUTCH ROD

FIG.29



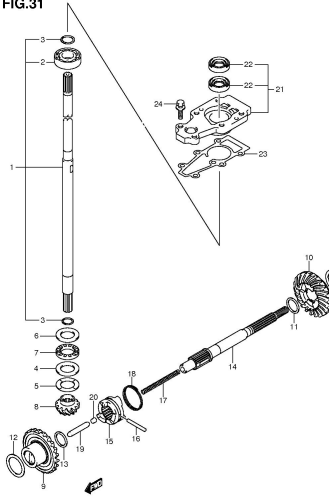
DFBA 9 SA P03 012_029
CLUTCH ROD

FIG.30



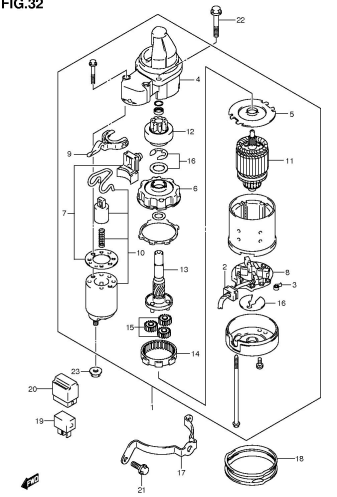
DFBA 9 SA P03 012_030
SHIFT ROD

FIG.31

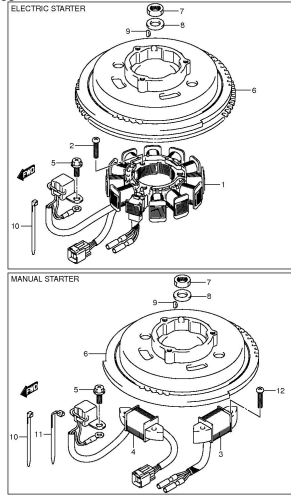


DFBA 9 SA P03 012_031
TRANSMISSION

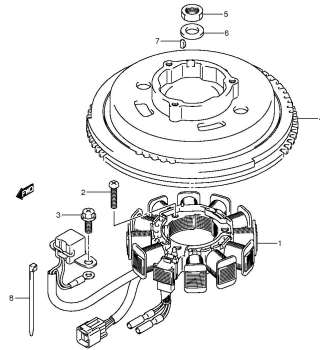
FIG.32



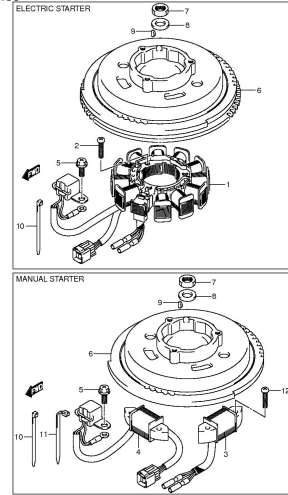
DFBA 9 SA P03 012_032
STARTING MOTOR

FIG.33

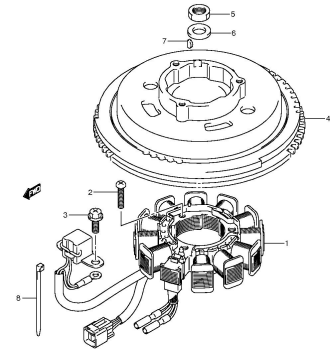
DFBA 9 SA P03 012_033
MAGNETO

FIG.34

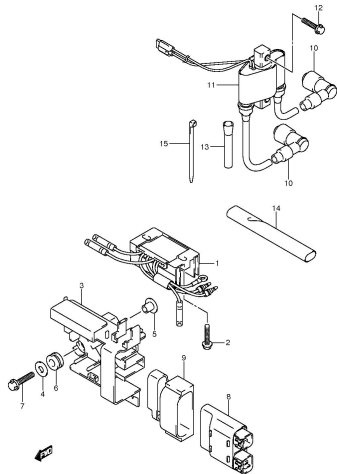
DFBA 9 SA P03 012_034
MAGNETO

FIG.35

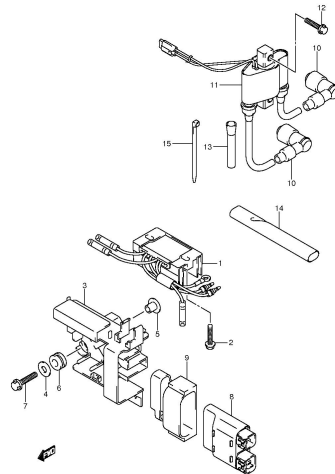
DFBA 9 SA P03 012_035
MAGNETO

FIG.36

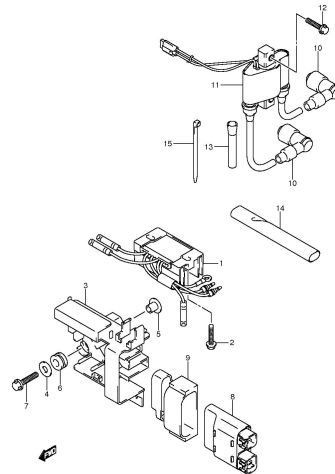
DFBA 9 SA P03 012_036
MAGNETO

FIG.37

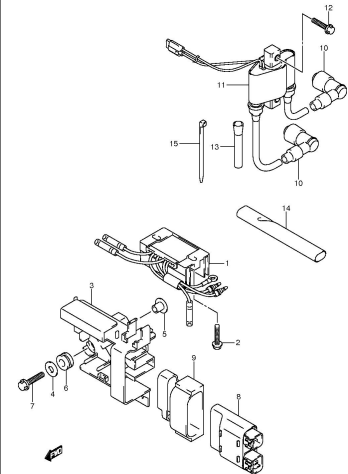
DFBA 9 SA P03 012_037
RECTIFIER/IGNITION COIL

FIG.38

DFBA 9 SA P03 012_038
RECTIFIER/IGNITION COIL

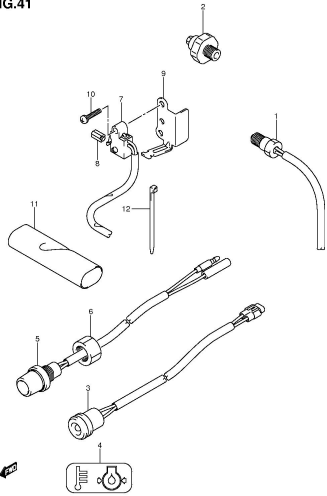
FIG.39

DFBA 9 SA P03 012_039
RECTIFIER/IGNITION COIL

FIG.40

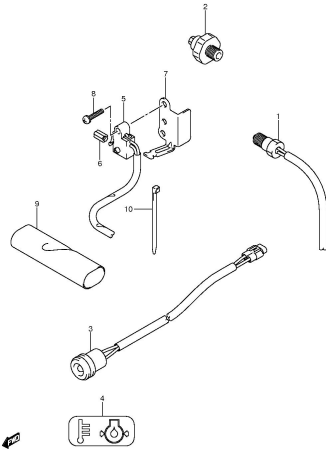
DFBA 9 SA P03 012_040
RECTIFIER/IGNITION COIL

FIG.41



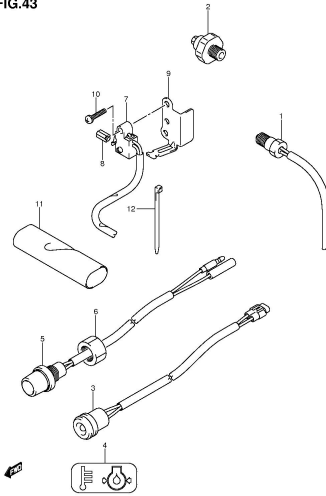
DFRA 9 9A P03 012_041
SENSOR/SWITCH

FIG.42



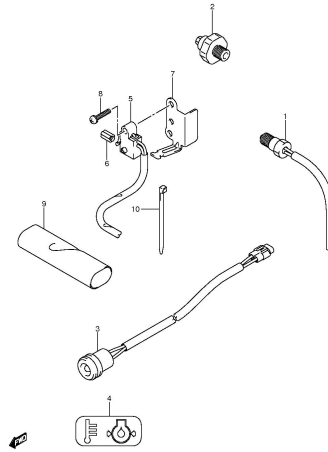
DFRA 9 9A P03 012_042
SENSOR/SWITCH

FIG.43



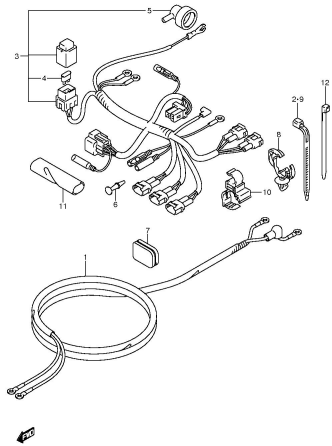
DFRA 9 9A P03 012_043
SENSOR/SWITCH

FIG.44



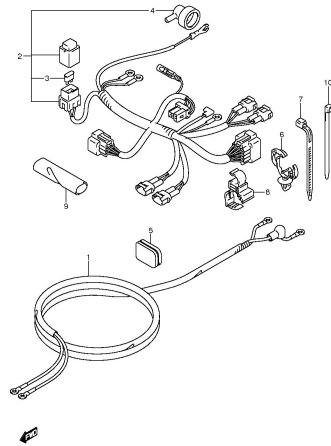
DFRA 9 9A P03 012_044
SENSOR/SWITCH

FIG.45



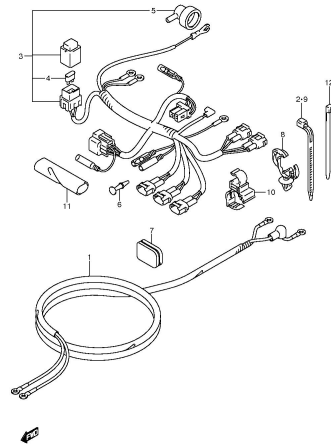
DFRA 9 9A P03 012_045
HARNESS

FIG.46



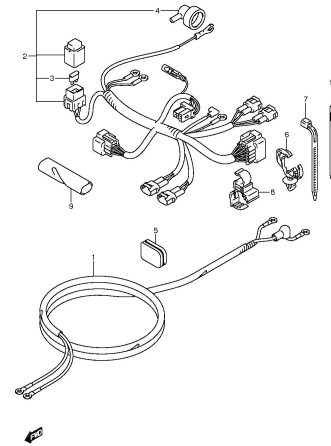
DFRA 9 9A P03 012_046
HARNESS

FIG.47



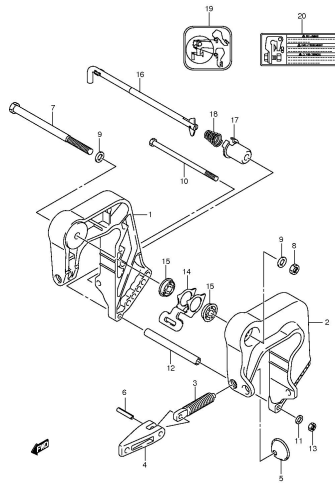
DFRA 9 9A P03 012_047
HARNESS

FIG.48



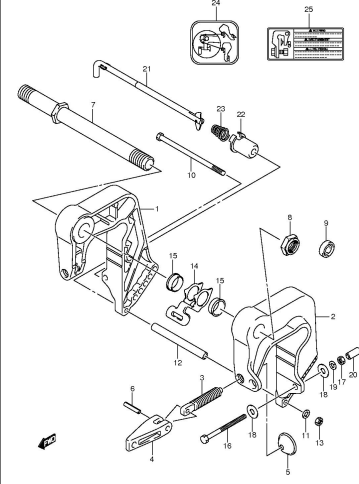
DFRA 9 9A P03 012_048
HARNESS

FIG.49



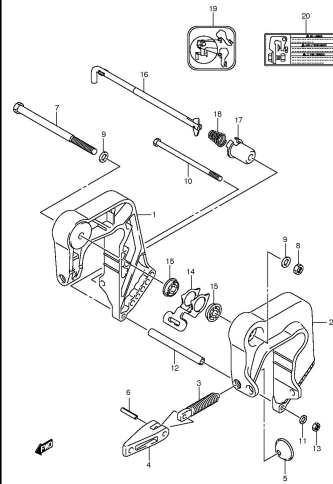
DFRA 9 SA P03 012_049
CLAMP BRACKET

FIG.50



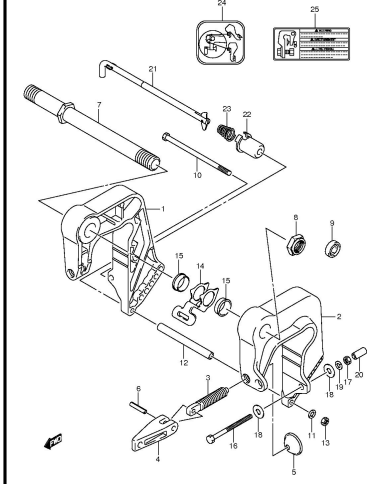
DFRA 9 SA P03 012_050
CLAMP BRACKET

FIG.51



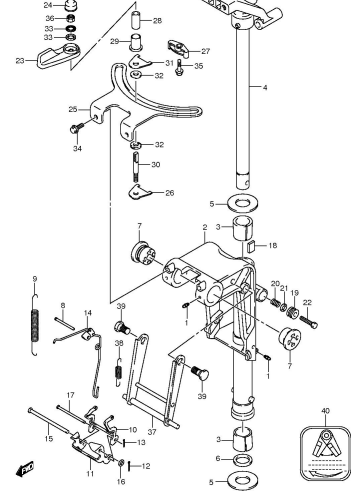
DFRA 9 SA P03 012_051
CLAMP BRACKET

FIG.52



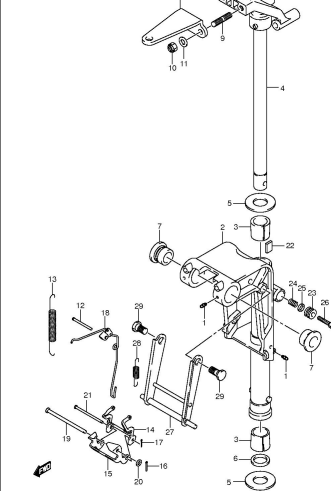
DFRA 9 SA P03 012_052
CLAMP BRACKET

FIG.53



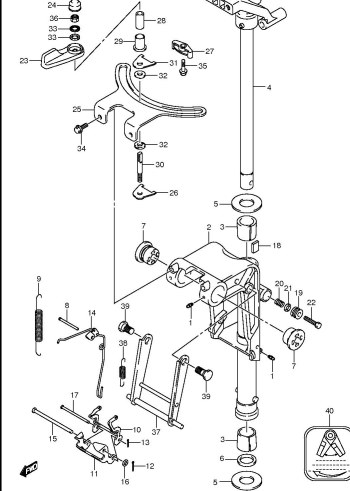
DFRA 9 SA P03 012_053
SWIVEL BRACKET

FIG.54



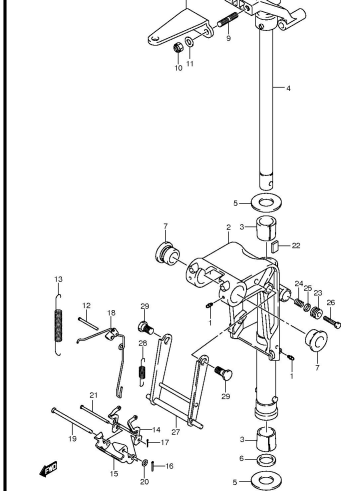
DFRA 9 SA P03 012_054
SWIVEL BRACKET

FIG.55



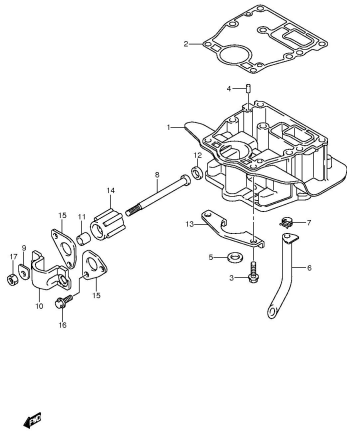
DFRA 9 SA P03 012_055
SWIVEL BRACKET

FIG.56



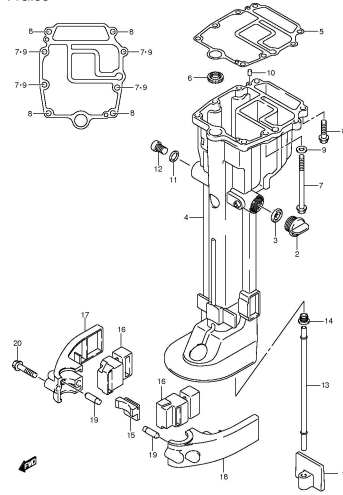
DFRA 9 SA P03 012_056
SWIVEL BRACKET

FIG.57



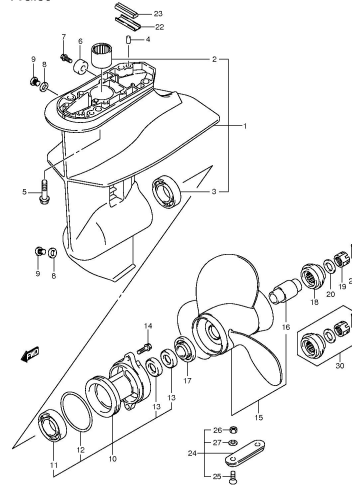
DFBA 9 SA P03 012_557
ENGINE HOLDER

FIG.58



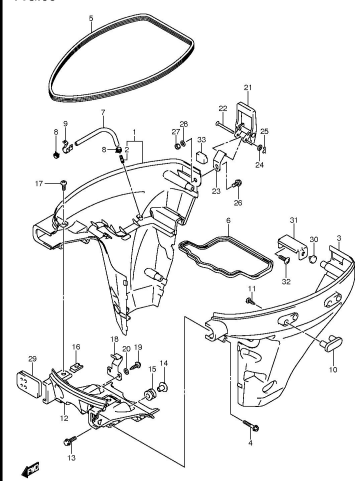
DFBA 9 SA P03 012_558
DRIVE SHAFT HOUSING

FIG.59



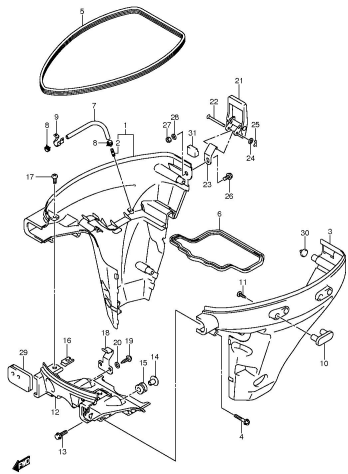
DFBA 9 SA P03 012_559
GEAR CASE

FIG.60



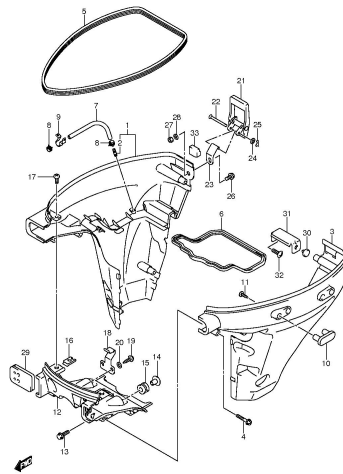
DFBA 9 SA P03 012_560
SIDE COVER

FIG.61



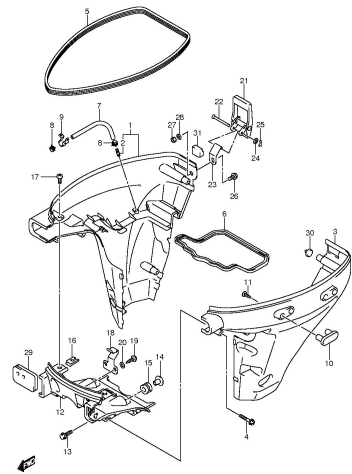
DFBA 9 SA P03 012_561
SIDE COVER

FIG.62



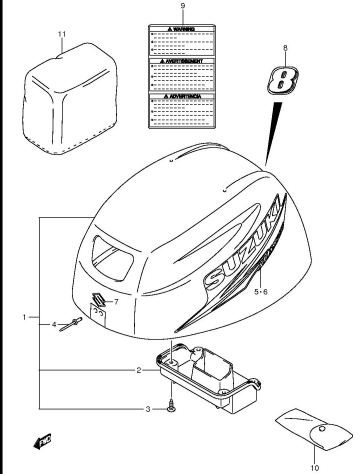
DFBA 9 SA P03 012_562
SIDE COVER

FIG.63



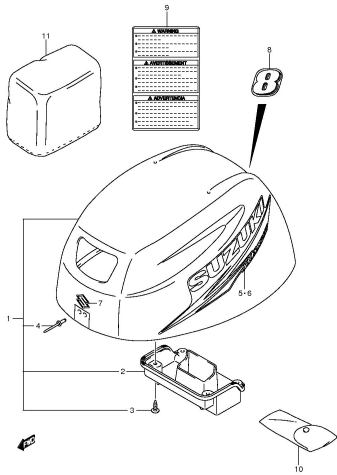
DFBA 9 SA P03 012_563
SIDE COVER

FIG.64



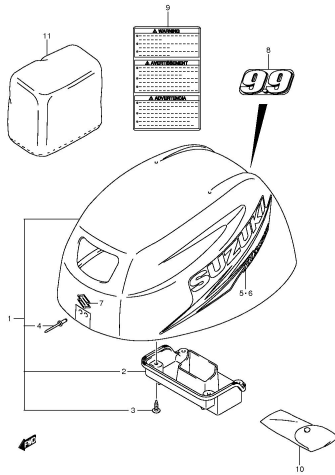
DFBA 9 SA P03 012_564
ENGINE COVER

FIG.65



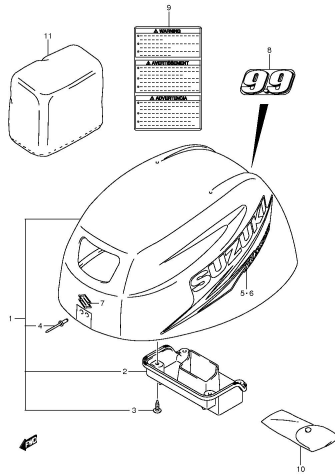
DFBA 9 SA P03 012_065
ENGINE COVER

FIG.66



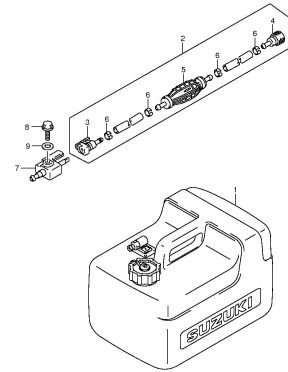
DFBA 9 SA P03 012_066
ENGINE COVER

FIG.67



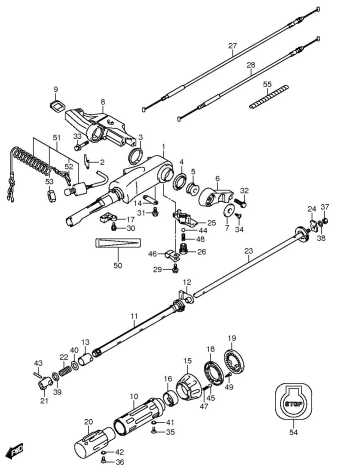
DFBA 9 SA P03 012_067
ENGINE COVER

FIG.68



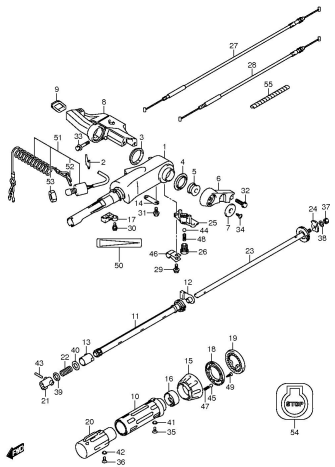
DFBA 9 SA P03 012_068
FUEL TANK (RESIN)

FIG.69



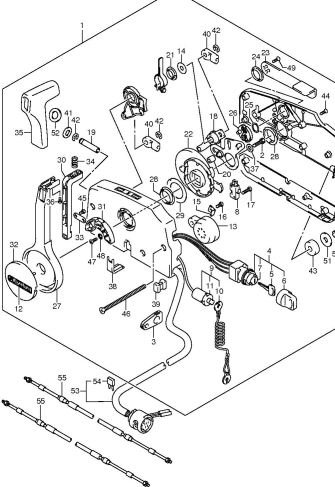
DFBA 9 SA P03 012_069
TILLER HANDLE

FIG.70



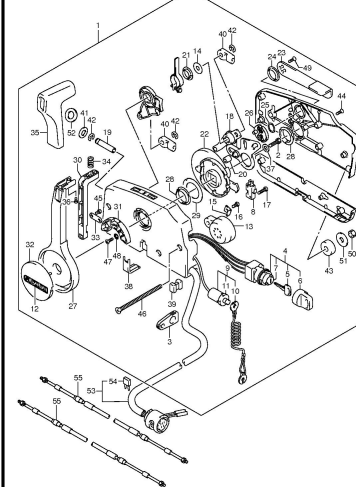
DFBA 9 SA P03 012_070
TILLER HANDLE

FIG.71



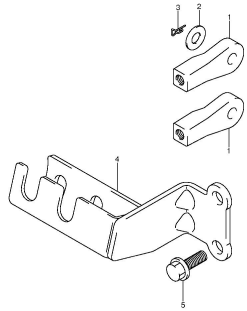
DFBA 9 SA P03 012_071
REMOTE CONTROL

FIG.72



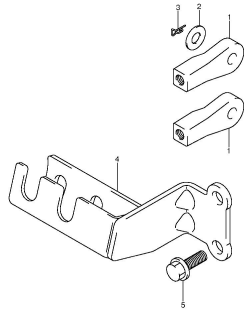
DFBA 9 SA P03 012_072
REMOTE CONTROL

FIG.73



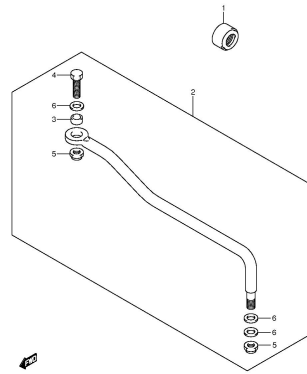
DFRA 9 SA P03 012_073
REMOCION CABLE HOLDER

FIG.74



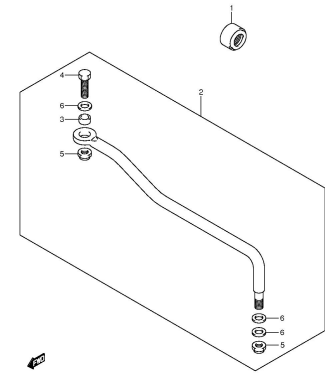
DFRA 9 SA P03 012_074
REMOCION CABLE HOLDER

FIG.75



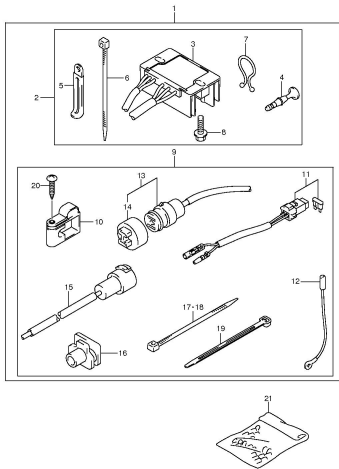
DFRA 9 SA P03 012_075
DRAG LINK

FIG.76



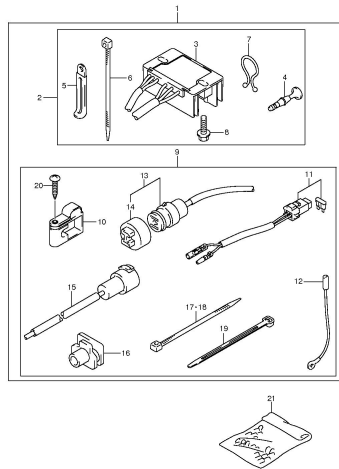
DFRA 9 SA P03 012_076
DRAG LINK

FIG.77



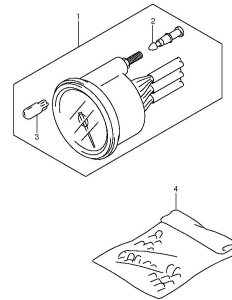
DFRA 9 SA P03 012_077
OPT.ELECTRICAL (MANJAL STARTER)

FIG.78



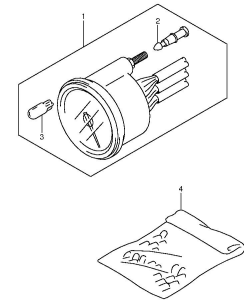
DFRA 9 SA P03 012_078
OPT.ELECTRICAL (MANJAL STARTER)

FIG.79



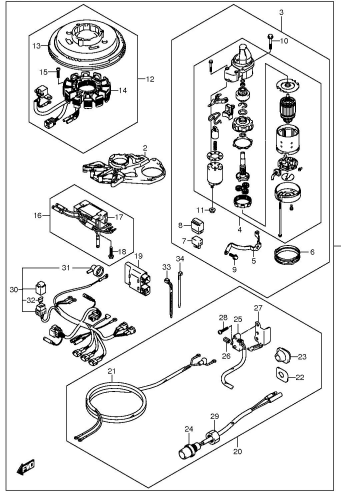
DFRA 9 SA P03 012_079
OPT.METER

FIG.80



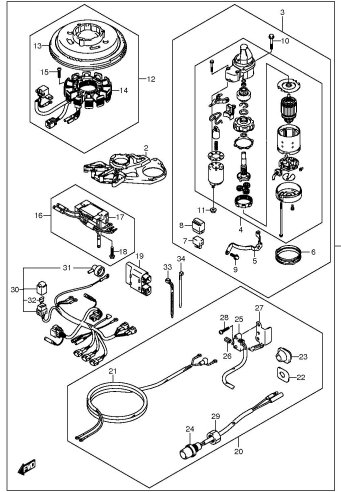
DFRA 9 SA P03 012_080
OPT.METER

FIG.81



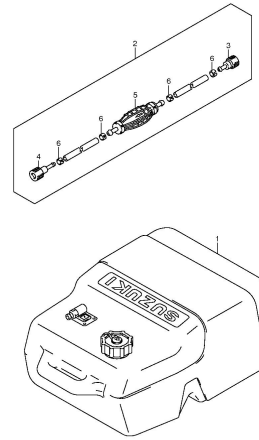
DFRA 9 SA P03 012_081
OPT STARTING MOTOR (MANUAL STARTER)

FIG.82



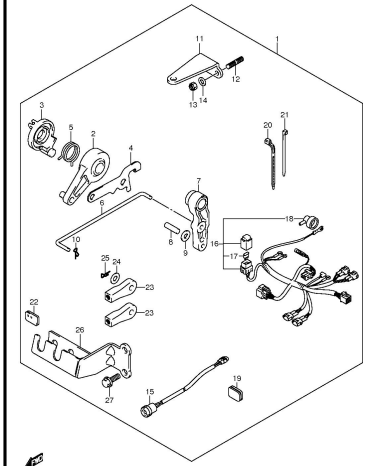
DFRA 9 SA P03 012_082
OPT STARTING MOTOR (MANUAL STARTER)

FIG.83



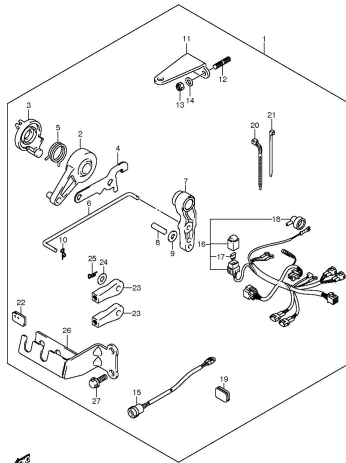
DFRA 9 SA P03 012_083
OPT FUEL TANK (RESIN 25L)

FIG.84



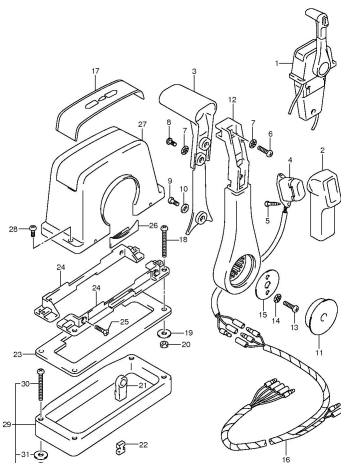
DFRA 9 SA P03 012_084
OPT REMOTE CONTROL PARTS

FIG.85



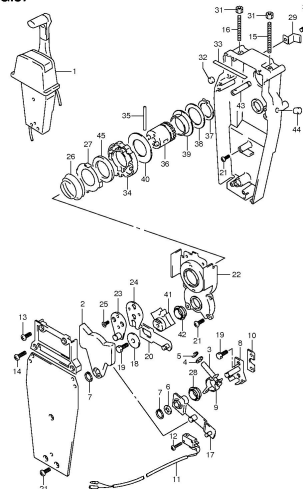
DFRA 9 SA P03 012_085
OPT REMOTE CONTROL PARTS

FIG.86



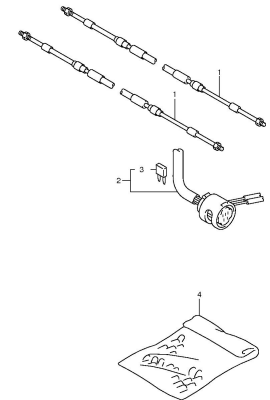
DFRA 9 SA P03 012_086
OPT REMOTE CONTROL ASSY SINGLE (1)

FIG.87



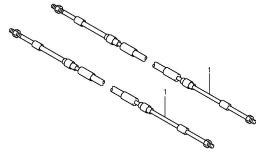
DFRA 9 SA P03 012_087
OPT REMOTE CONTROL ASSY SINGLE (2)

FIG.88



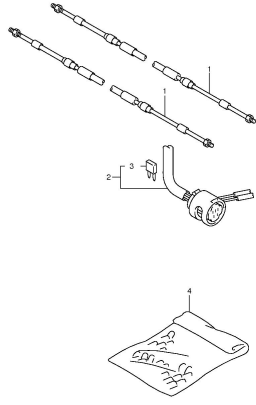
DFRA 9 SA P03 012_088
OPT REMOCON CABLE

FIG.89



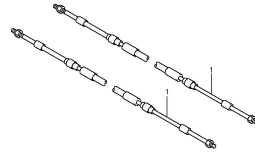
DFBA 9 SA, P03 012_089
OPTI-FIBROCCO CABLE

FIG.90



DFBA 9 SA, P03 012_090
OPTI-FIBROCCO CABLE

FIG.91



DFBA 9 SA, P03 012_091
OPTI-FIBROCCO CABLE

FIG.1

FIG.1 (1-B-2) CYLINDER HEAD

REF NO.	PART NO.	DESCRIPTION	Q' TY	REMARKS
1	11110-99J00	HEAD, CYLINDER	1	
2	11141-99J00	GASKET, CYLINDER HEAD	1	
3	11118-99JL0	BOLT, NO.1 (8X67)	2	
4	11119-99JL0	BOLT, NO.2 (8X77)	4	
5	01550-06257	BOLT	3	
6	11216-90J00	GASKET.OIL GALLERY PLUG	1	
7	09248-22002	PLUG	1	
8	11261-93J00	COVER, PROTECTION ANODE	1	
9	09280-22019	O RING (D:1.9,ID:21.8)	1	
10	55321-87J00	ANODE, PROTECTION	1	
11	09103-06281	BOLT (6X14)	1	
12	01550-08207	BOLT	1	
13	11382-93E00	CAP, OIL FILLER	1	
14	09280-17003	O RING (D:3.1,ID:16.8)	1	
15	04211-09109	PIN	2	
16	11170-99J00	COVER, CYLINDER HEAD	1	
17	11178-99J00	O RING, CYLINDER HEAD COVER	1	
18	01550-06207	BOLT	4	
19	11196-99J00	HOSE, BREATHER	1	
20	11173-99J00	PLATE, BREATHER	1	
21	01550-0612A	BOLT	4	
22	09482-00528	SPARK PLUG (CR6E)	2	
23	11115-09G00-001	GUIDE, VALVE (OS)	4	OPT

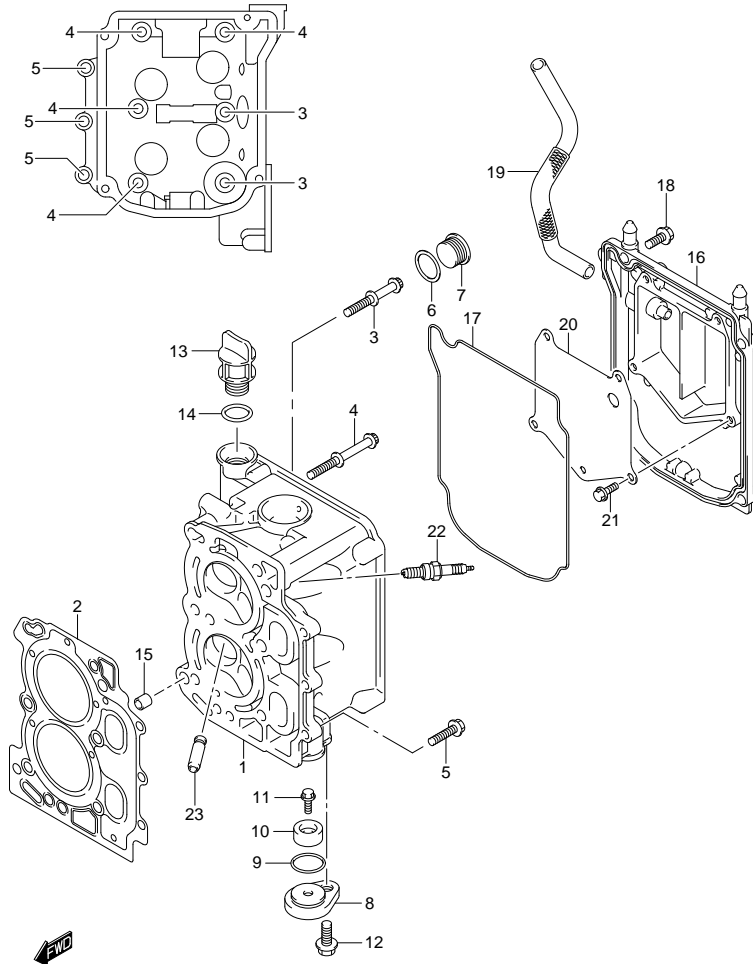


FIG.2

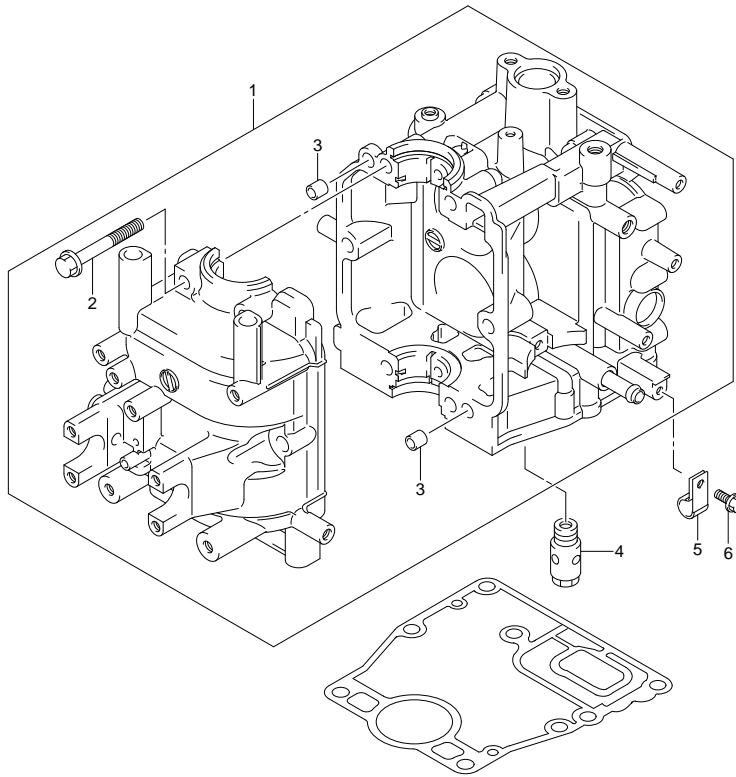


FIG.2 (1-B-3) CYLINDER BLOCK

REF NO.	PART NO.	DESCRIPTION	QTY	REMARKS
1	11301-99J00	BLOCK ASSY, CYLINDER	1	
2	01560-08557	·BOLT	6	
3	04211-09109	·PIN	2	
4	16440-11D00	REGULATOR ASSY, ENGINE	1	
5	09403-12406	CLAMP	1	
6	01550-06127	BOLT	1	



FIG.3

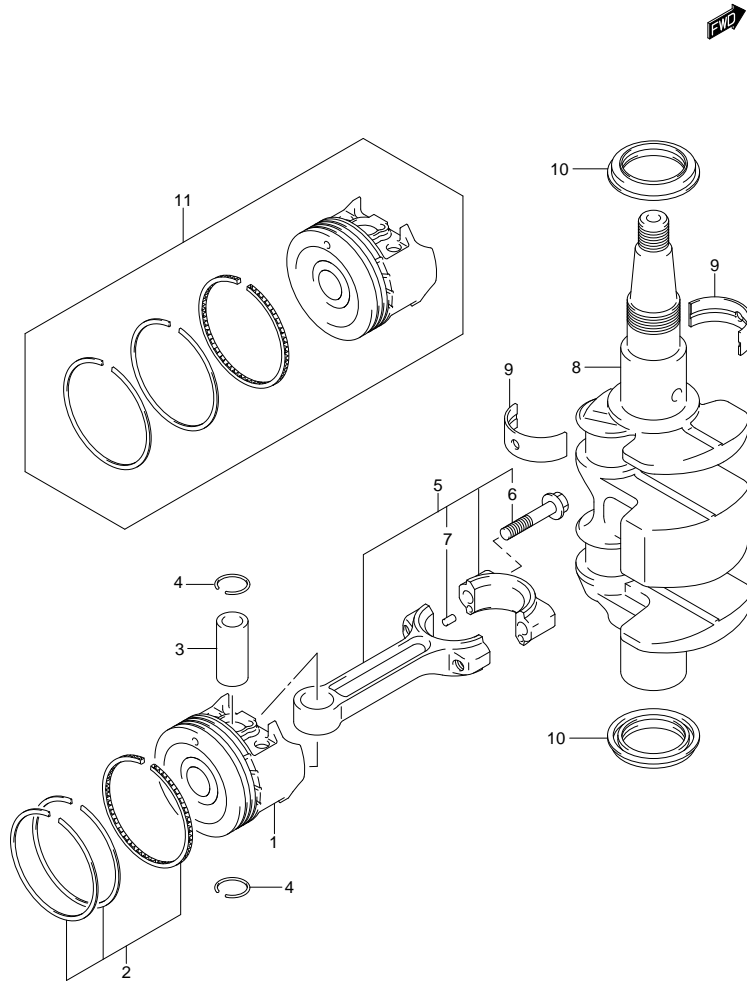


FIG.3 (1-B-4) CRANKSHAFT

REF NO.	PART NO.	DESCRIPTION	QTY	REMARKS
1	12111-99J00-0B0	PISTON	2	
2	12140-99J00	RING SET, PISTON	2	
3	12151-99J00	PIN, PISTON	2	
4	09381-14001	CIRCLIP	4	
5	12160-99J00	CONNROD ASSY	2	
6	12163-99J00	BOLT, CONNROD	4	
7	04221-03059	PIN	4	
8	12220-99J00	CRANKSHAFT	1	
9	12341-99J00	BEARING, CRANKSHAFT	4	
10	09283-30075	OIL SEAL (28.8X45.5X6.5)	2	
11	12100-99J00-050	PISTON SET (OS:0.50)	2	OPT

FIG.4

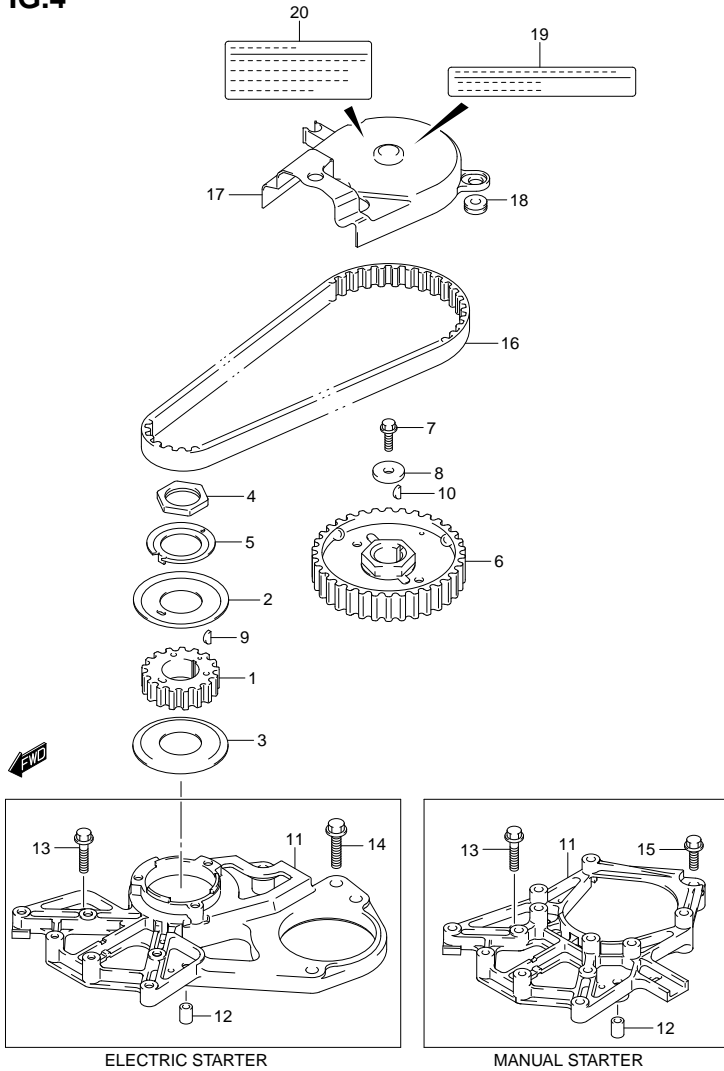


FIG.4 (1-B-5) TIMING BELT (DF8A P03)

REF NO.	PART NO.	DESCRIPTION	Q'TY	REMARKS
1	12631-99JL0	PULLEY, CRANKSHAFT	1	
2	12635-99J00	GUIDE, TIMING BELT (UPPER)	1	
3	12636-99J00	GUIDE, TIMING BELT (LOWER)	1	
4	12637-99J00	NUT, TIMING PULLEY (M24)	1	
5	12638-99J00	WASHER, PULLEY NUT LOCK	1	
6	12741-93EL0	PULLEY, CAMSHAFT	1	
7	09103-06267	BOLT (6X18)	1	
8	09160-06150	WASHER (6.5X24X4)	1	
9	08341-31039	KEY	1	
10	08341-31039	KEY	1	
11-1	12625-99J00	BASE, STATOR	1	W/ELECTRIC STARTER
11-2	12625-99J10	BASE, STATOR	1	W/MANUAL STARTER
12	04211-09149	PIN	2	
13	01550-06307	BOLT	3	
14	01550-08307	BOLT	1	W/ELECTRIC STARTER
15	01550-06127	BOLT	1	W/MANUAL STARTER
16	12761-99J00	BELT, TIMING	1	
17	12764-99J00	COVER, TIMING BELT	1	
18	09308-08011	GROMMET	2	
19	61493-99J00	LABEL, CLEARANCE	1	
20	61494-99J00	LABEL, OIL	1	

FIG.5

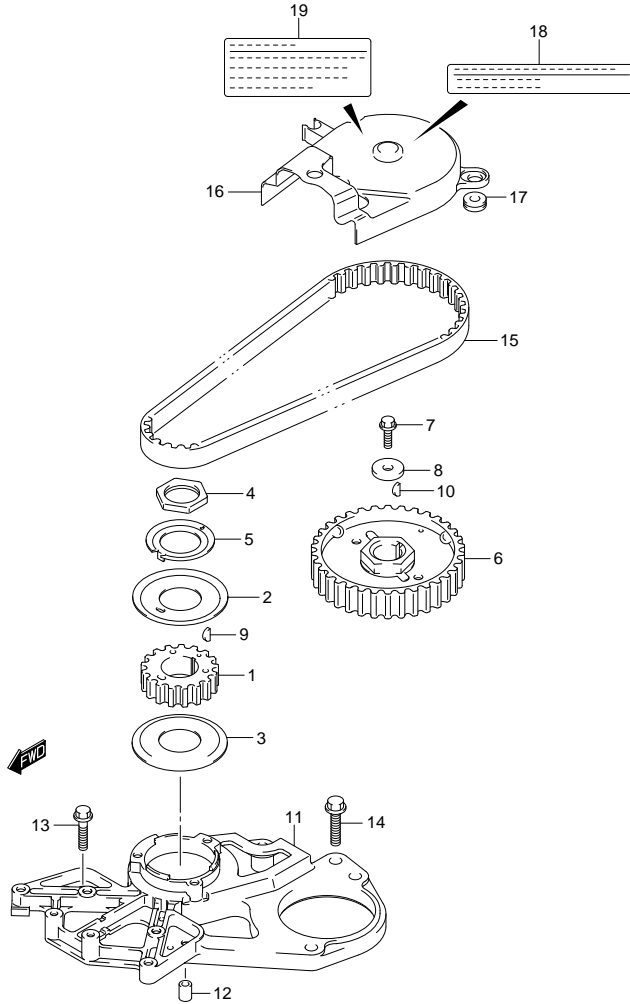


FIG.5 (1-B-6) TIMING BELT (DF8AR P03)

REF NO.	PART NO.	DESCRIPTION	Q'TY	REMARKS
1	12631-99JL0	PULLEY, CRANKSHAFT	1	
2	12635-99J00	GUIDE, TIMING BELT (UPPER)	1	
3	12636-99J00	GUIDE, TIMING BELT (LOWER)	1	
4	12637-99J00	NUT, TIMING PULLEY (M24)	1	
5	12638-99J00	WASHER, PULLEY NUT LOCK	1	
6	12741-93EL0	PULLEY, CAMSHAFT	1	
7	09103-06267	BOLT (6X18)	1	
8	09160-06150	WASHER (6.5X24X4)	1	
9	08341-31039	KEY	1	
10	08341-31039	KEY	1	
11	12625-99J00	BASE, STATOR	1	
12	04211-09149	PIN	2	
13	01550-06307	BOLT	3	
14	01550-08307	BOLT	1	
15	12761-99J00	BELT, TIMING	1	
16	12764-99J00	COVER, TIMING BELT	1	
17	09308-08011	GROMMET	2	
18	61493-99J00	LABEL, CLEARANCE	1	
19	61494-99J00	LABEL, OIL	1	

FIG.6

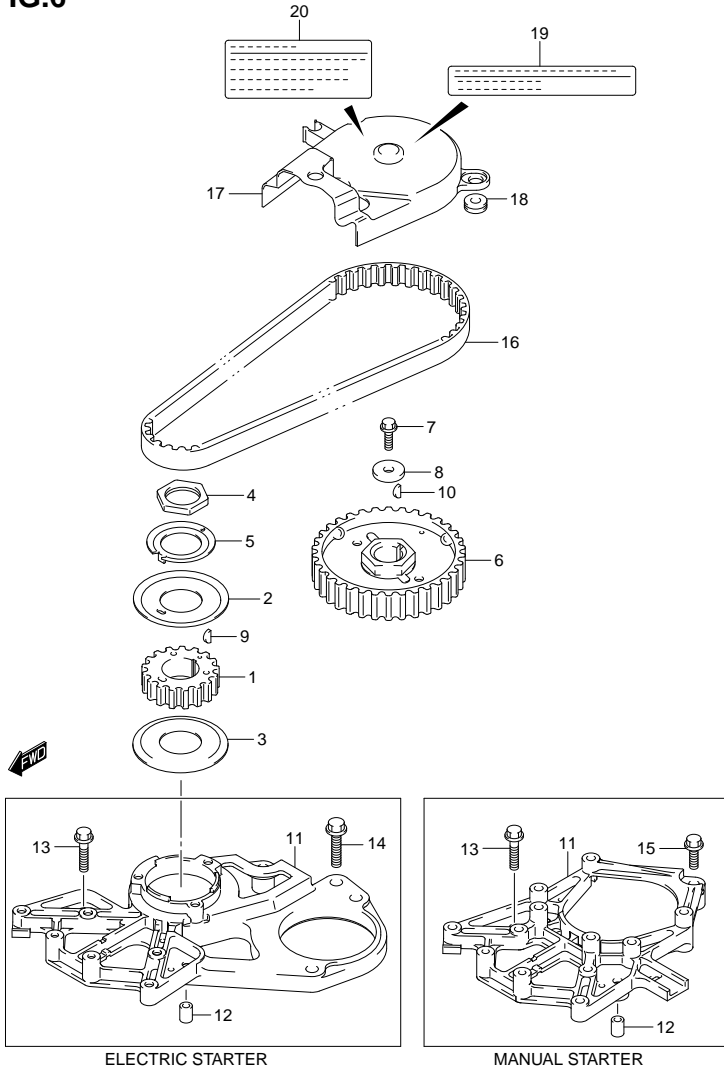


FIG.6 (1-B-7) TIMING BELT (DF15A P03)

REF NO.	PART NO.	DESCRIPTION	Q'TY	REMARKS
1	12631-99JL0	PULLEY, CRANKSHAFT	1	
2	12635-99J00	GUIDE, TIMING BELT (UPPER)	1	
3	12636-99J00	GUIDE, TIMING BELT (LOWER)	1	
4	12637-99J00	NUT, TIMING PULLEY (M24)	1	
5	12638-99J00	WASHER, PULLEY NUT LOCK	1	
6	12741-93EL0	PULLEY, CAMSHAFT	1	
7	09103-06267	BOLT (6X18)	1	
8	09160-06150	WASHER (6.5X24X4)	1	
9	08341-31039	KEY	1	
10	08341-31039	KEY	1	
11-1	12625-99J00	BASE, STATOR	1	W/ELECTRIC STARTER
11-2	12625-99J10	BASE, STATOR	1	W/MANUAL STARTER
12	04211-09149	PIN	2	
13	01550-06307	BOLT	3	
14	01550-08307	BOLT	1	W/ELECTRIC STARTER
15	01550-06127	BOLT	1	W/MANUAL STARTER
16	12761-99J00	BELT, TIMING	1	
17	12764-99J00	COVER, TIMING BELT	1	
18	09308-08011	GROMMET	2	
19	61493-99J00	LABEL, CLEARANCE	1	
20	61494-99J00	LABEL, OIL	1	

FIG.7

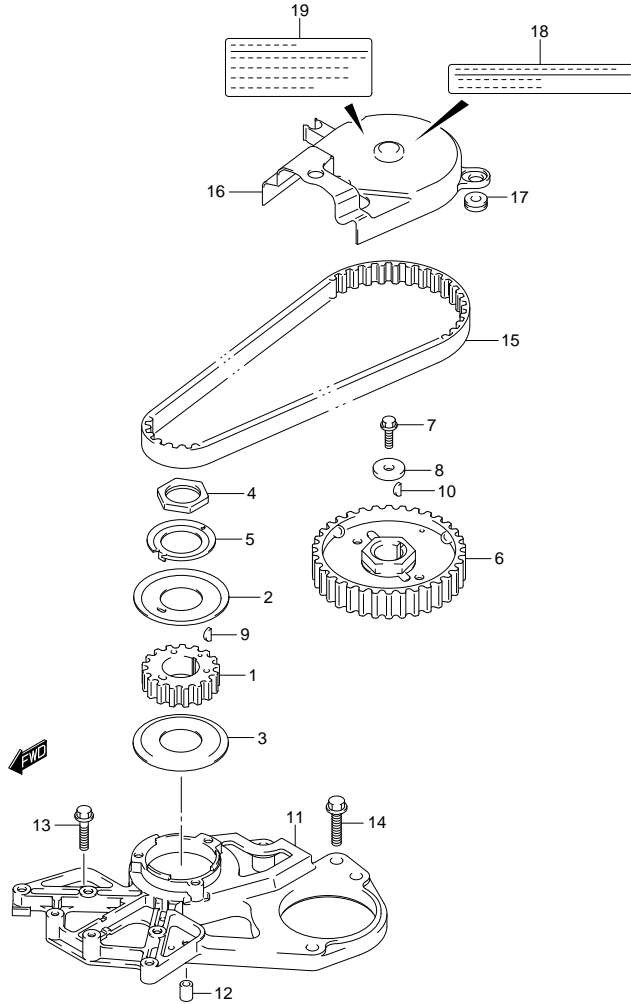


FIG.7 (1-B-8) TIMING BELT (DF15AR P03)

REF NO.	PART NO.	DESCRIPTION	Q'TY	REMARKS
1	12631-99JL0	PULLEY, CRANKSHAFT	1	
2	12635-99J00	GUIDE, TIMING BELT (UPPER)	1	
3	12636-99J00	GUIDE, TIMING BELT (LOWER)	1	
4	12637-99J00	NUT, TIMING PULLEY (M24)	1	
5	12638-99J00	WASHER, PULLEY NUT LOCK	1	
6	12741-93EL0	PULLEY, CAMSHAFT	1	
7	09103-06267	BOLT (6X18)	1	
8	09160-06150	WASHER (6.5X24X4)	1	
9	08341-31039	KEY	1	
10	08341-31039	KEY	1	
11	12625-99J00	BASE, STATOR	1	
12	04211-09149	PIN	2	
13	01550-06307	BOLT	3	
14	01550-08307	BOLT	1	
15	12761-99J00	BELT, TIMING	1	
16	12764-99J00	COVER, TIMING BELT	1	
17	09308-08011	GROMMET	2	
18	61493-99J00	LABEL, CLEARANCE	1	
19	61494-99J00	LABEL, OIL	1	

FIG.8

FIG.8 (1-B-9) CAMSHAFT (DF8A P03)

REF NO.	PART NO.	DESCRIPTION	QTY	REMARKS
1-1	12700-99J00	CAMSHAFT ASSY	1	W/MANUAL STARTER W/DECOMP
1-2	12711-99J10	CAMSHAFT	1	W/ELECTRIC STARTER N/DECOMP
2	09283-21009	OIL SEAL (19.7X33X6)	1	
3	12840-99J00	ARM, ROCKER	4	
4	12842-49201	·SCREW, TAPPET ADJUSTING	4	
5	12843-27A00	·NUT, TAPPET ADJUSTING	4	
6	12843-99J00	SPACER, ROCKER ARM (13X18X9)	2	
7	12861-99J00	SHAFT, ROCKER ARM (9X13X142.5)	1	
8	12891-99J00	SPRING, ROCKER SHAFT	1	
9	09164-13008	WASHER	1	
10	12911-99J00	VALVE, INTAKE	2	
11	12915-99J00	VALVE, EXHAUST	2	
12	12921-99J00	SPRING, VALVE	4	
13	12931-09420	RETAINER, VALVE SPRING	4	
14	12932-09G00	COTTER, VALVE	8	
15	12933-71C00	SEAT, VALVE SPRING	4	
16	09289-05008	OIL SEAL (5X10.5X8.4)	4	

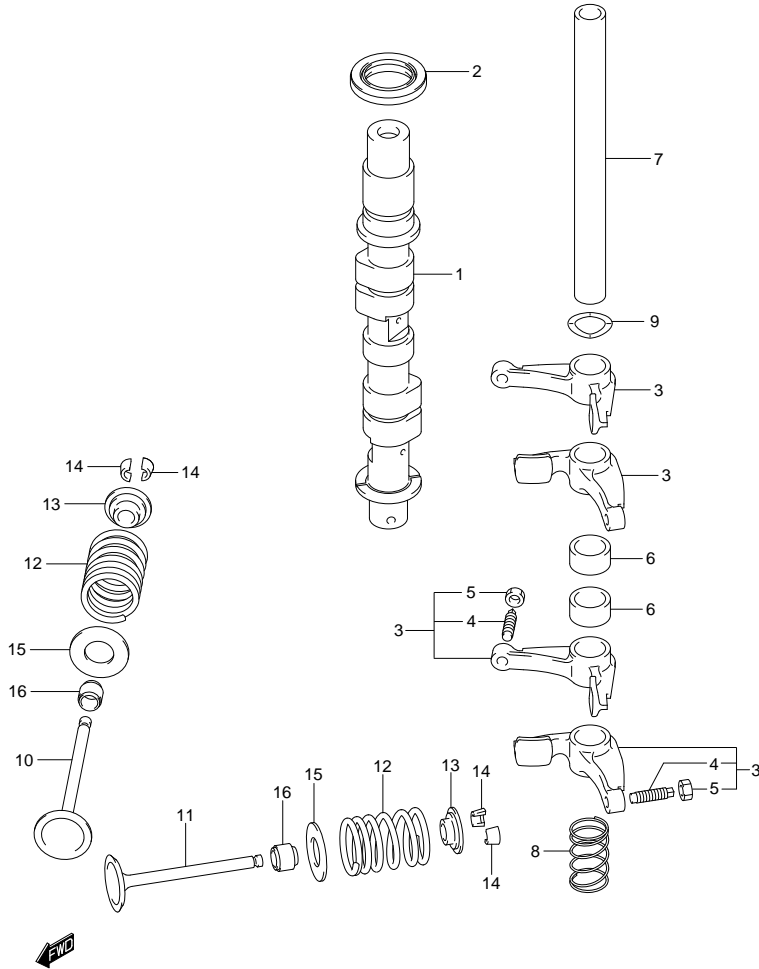


FIG.9

FIG.9 (1-B-10) CAMSHAFT (DF8AR P03)

REF NO.	PART NO.	DESCRIPTION	QTY	REMARKS
1	12711-99J10	CAMSHAFT	1	
2	09283-21009	OIL SEAL (19.7X33X6)	1	
3	12840-99J00	ARM, ROCKER	4	
4	12842-49201	·SCREW, TAPPET ADJUSTING	4	
5	12843-27A00	·NUT, TAPPET ADJUSTING	4	
6	12843-99J00	SPACER, ROCKER ARM (13X18X9)	2	
7	12861-99J00	SHAFT, ROCKER ARM (9X13X142.5)	1	
8	12891-99J00	SPRING, ROCKER SHAFT	1	
9	09164-13008	WASHER	1	
10	12911-99J00	VALVE, INTAKE	2	
11	12915-99J00	VALVE, EXHAUST	2	
12	12921-99J00	SPRING, VALVE	4	
13	12931-09420	RETAINER, VALVE SPRING	4	
14	12932-09G00	COTTER, VALVE	8	
15	12933-71C00	SEAT, VALVE SPRING	4	
16	09289-05008	OIL SEAL (5X10.5X8.4)	4	

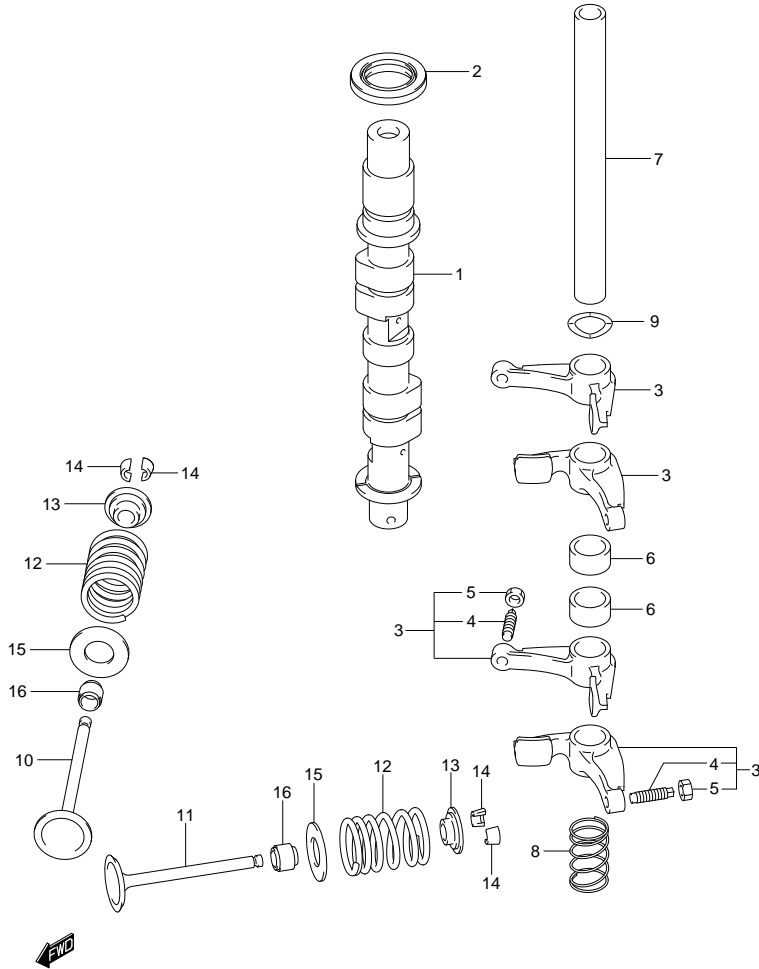


FIG.10

FIG.10 (1-B-11) CAMSHAFT (DF15A P03)

REF NO.	PART NO.	DESCRIPTION	Q T Y	REMARKS
1-1	12700-99J00	CAMSHAFT ASSY	1	W/MANUAL STARTER W/DECOMP
1-2	12711-99J10	CAMSHAFT	1	W/ELECTRIC STARTER N/DECOMP
2	09283-21009	OIL SEAL (19.7X33X6)	1	
3	12840-99J00	ARM, ROCKER	4	
4	12842-49201	·SCREW, TAPPET ADJUSTING	4	
5	12843-27A00	·NUT, TAPPET ADJUSTING	4	
6	12843-99J00	SPACER, ROCKER ARM (13X18X9)	2	
7	12861-99J00	SHAFT, ROCKER ARM (9X13X142.5)	1	
8	12891-99J00	SPRING, ROCKER SHAFT	1	
9	09164-13008	WASHER	1	
10	12911-99J00	VALVE, INTAKE	2	
11	12915-99J00	VALVE, EXHAUST	2	
12	12921-99J00	SPRING, VALVE	4	
13	12931-09420	RETAINER, VALVE SPRING	4	
14	12932-09G00	COTTER, VALVE	8	
15	12933-71C00	SEAT, VALVE SPRING	4	
16	09289-05008	OIL SEAL (5X10.5X8.4)	4	

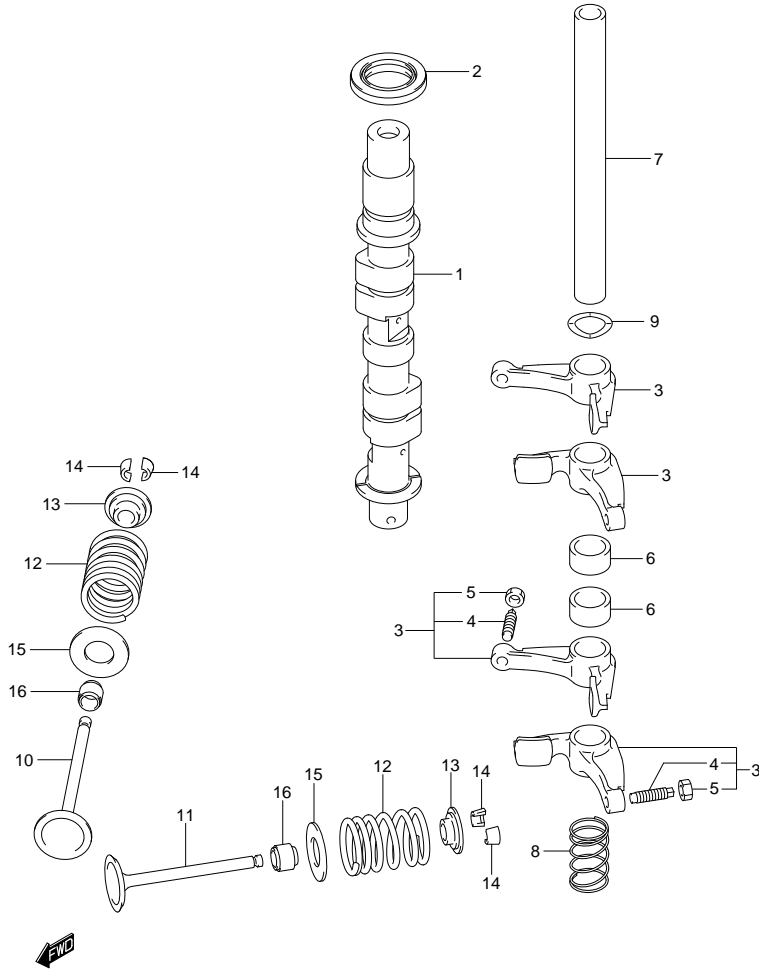


FIG.11

FIG.11 (1-B-12) CAMSHAFT (DF15AR P03)

REF NO.	PART NO.	DESCRIPTION	QTY	REMARKS
1	12711-99J10	CAMSHAFT	1	
2	09283-21009	OIL SEAL (19.7X33X6)	1	
3	12840-99J00	ARM, ROCKER	4	
4	12842-49201	·SCREW, TAPPET ADJUSTING	4	
5	12843-27A00	·NUT, TAPPET ADJUSTING	4	
6	12843-99J00	SPACER, ROCKER ARM (13X18X9)	2	
7	12861-99J00	SHAFT, ROCKER ARM (9X13X142.5)	1	
8	12891-99J00	SPRING, ROCKER SHAFT	1	
9	09164-13008	WASHER	1	
10	12911-99J00	VALVE, INTAKE	2	
11	12915-99J00	VALVE, EXHAUST	2	
12	12921-99J00	SPRING, VALVE	4	
13	12931-09420	RETAINER, VALVE SPRING	4	
14	12932-09G00	COTTER, VALVE	8	
15	12933-71C00	SEAT, VALVE SPRING	4	
16	09289-05008	OIL SEAL (5X10.5X8.4)	4	

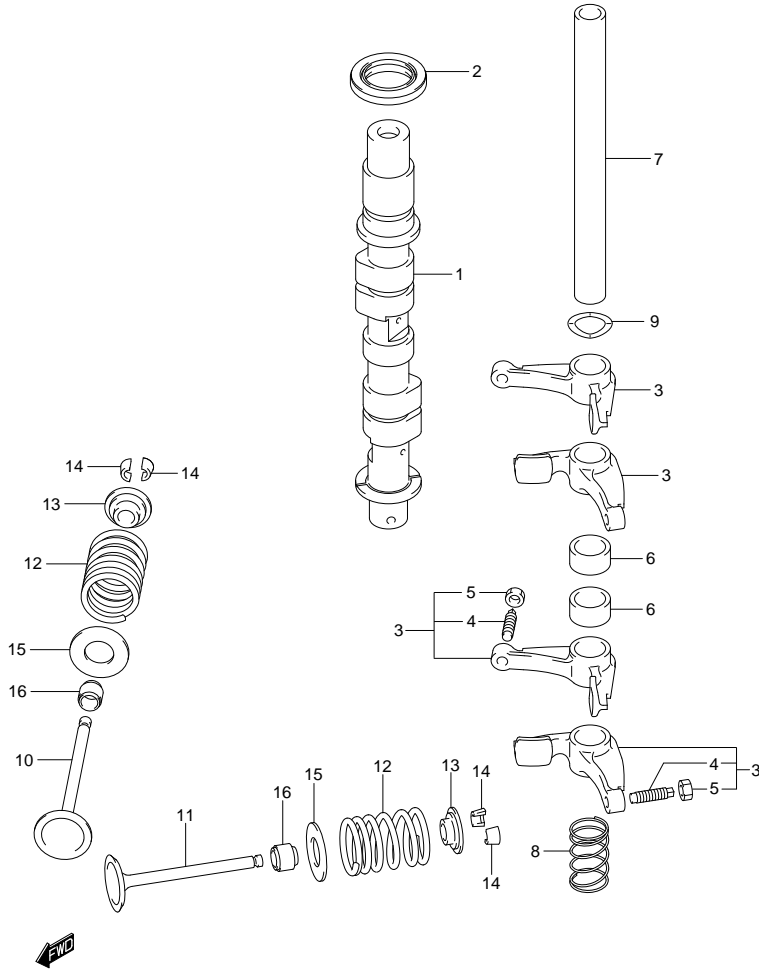


FIG.12

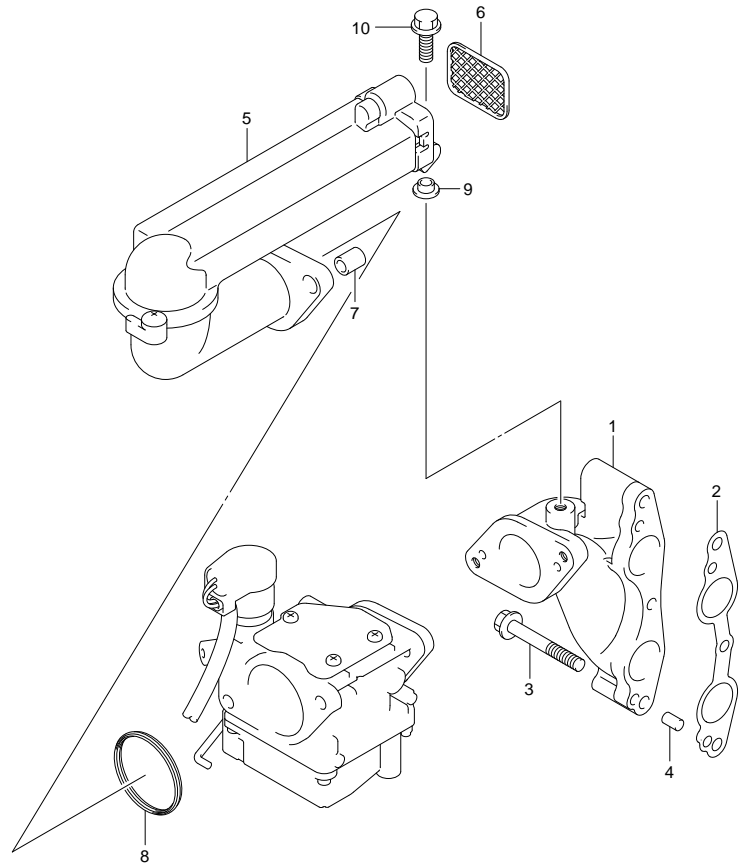


FIG.12 (1-B-13) INLET MANIFOLD

REF NO.	PART NO.	DESCRIPTION	Q' TY	REMARKS
1	13111-99J00	MANIFOLD, INLET	1	
2	13119-99J00	GASKET, INLET MANIFOLD	1	
3	01550-06457	BOLT	3	
4	04221-05109	PIN	2	
5	13810-99J00	SILENCER	1	
6	13710-99J00	ARRESTER, FLAME	1	
7	09180-06290	SPACER (6.5X10X12)	2	
8	13832-94J00	SEAL, SILENCER	1	
9	09169-06082	WASHER	1	
10	01550-06167	BOLT	1	



FIG.13

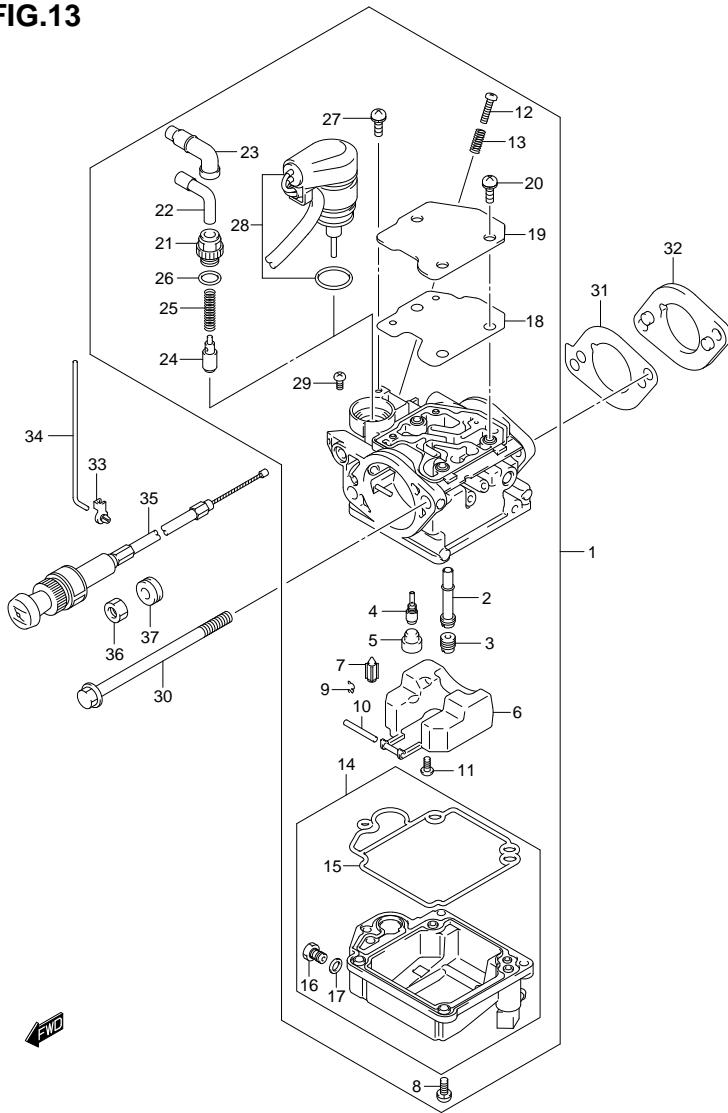


FIG.13 (1-B-14) CARBURETOR (DF8A P03)

REF NO.	PART NO.	DESCRIPTION	Q' TY	REMARKS
1-1	13200-99J00	CARBURETOR ASSY	1	W/MANUAL STARTER
1-2	13200-99J10	CARBURETOR ASSY	1	W/ELECTRIC STARTER
2	13236-99J00	·NOZZLE, MAIN	1	
3-1	09491-70020	·JET, MAIN (70)	1	
3-2	09491-68008	·JET, MAIN (68)	1	
4-1	09492-38011	·JET, PILOT (38)	1	
4-2	09492-35033	·JET, PILOT (35)	1	
5	13239-94J00	·CAP, RUBBER	1	
6	13250-99J00	·FLOAT	1	
7	13370-94J00	·VALVE, FLOAT	1	
8	13247-94J00	·SCREW	4	
9	13375-26E00	·CLIP	1	
10	13254-94J00	·PIN, ARM	1	
11	13802-94J00	·SCREW	1	
12	13534-94J00	·SCREW, STOP	1	
13	13268-94J00	·SPRING	1	
14-1	13240-99J00	·CHAMBER ASSY, FLOAT	1	W/MANUAL STARTER
14-2	13240-99J10	·CHAMBER ASSY, FLOAT	1	W/ELECTRIC SATRTER
15	13251-99J00	··GASKET, FLOAT CHAMBER	1	
16	13279-99J00	··SCREW, DRAIN	1	
17	13275-99J00	··WASHER, PLANE	1	
18	13283-99J00	·PACKING	1	
19	13282-99J00	·PLATE	1	
20	13367-94J00	·SCREW	3	
21	13361-99J00	·HOLDER, CABLE	1	W/MANUAL STARTER
22	13362-94J00	·GUIDE, CABLE	1	W/MANUAL STARTER
23	13363-94J00	·CAP, CABLE SEALING	1	W/MANUAL STARTER
24	13364-94J00	·VALVE, STARTER	1	W/MANUAL STARTER
25	13365-94J00	·SPRING	1	W/MANUAL STARTER
26	13295-14G00	·O RING	1	W/MANUAL STARTER
27	13367-94J00	·SCREW	1	W/ELECTRIC SATRTER
28	13368-99J00	·STARTER ASSY	1	W/ELECTRIC STARTER
29	13281-99J00	·SCREW, PAN	1	
30	09103-06276	BOLT (6X100)	2	

FIG.13

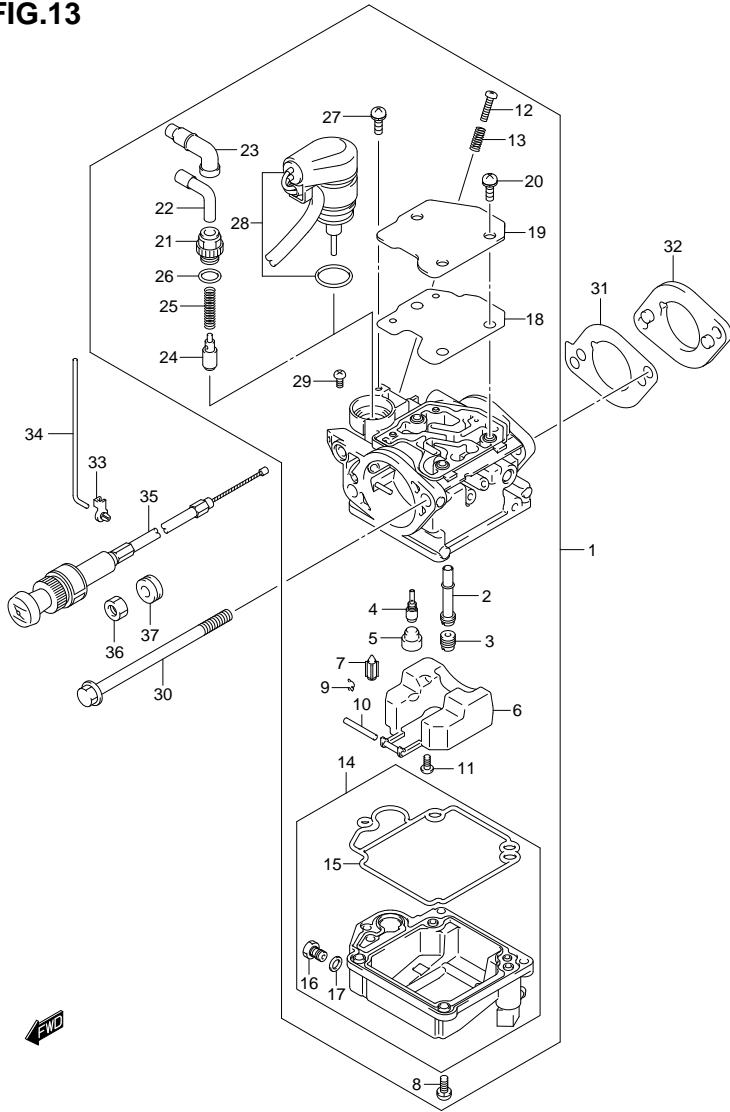


FIG.13 (1-B-15) CARBURETOR (DF8A P03)

REF NO.	PART NO.	DESCRIPTION	QTY	REMARKS
31	13125-99J00	GASKET, CARBURETOR	2	
32	13124-99J00	INSULATOR	1	
33	13436-91J00	CONNECTOR, THROTTLE ROD	1	
34	13513-99J00	ROD, THROTTLE	1	
35	13640-99J00	KNOB ASSY, STARTER	1	W/MANUAL STARTER
36	09159-14014	NUT	1	W/MANUAL STARTER
37	09320-10501	CUSHION	1	W/MANUAL STARTER

FIG.15

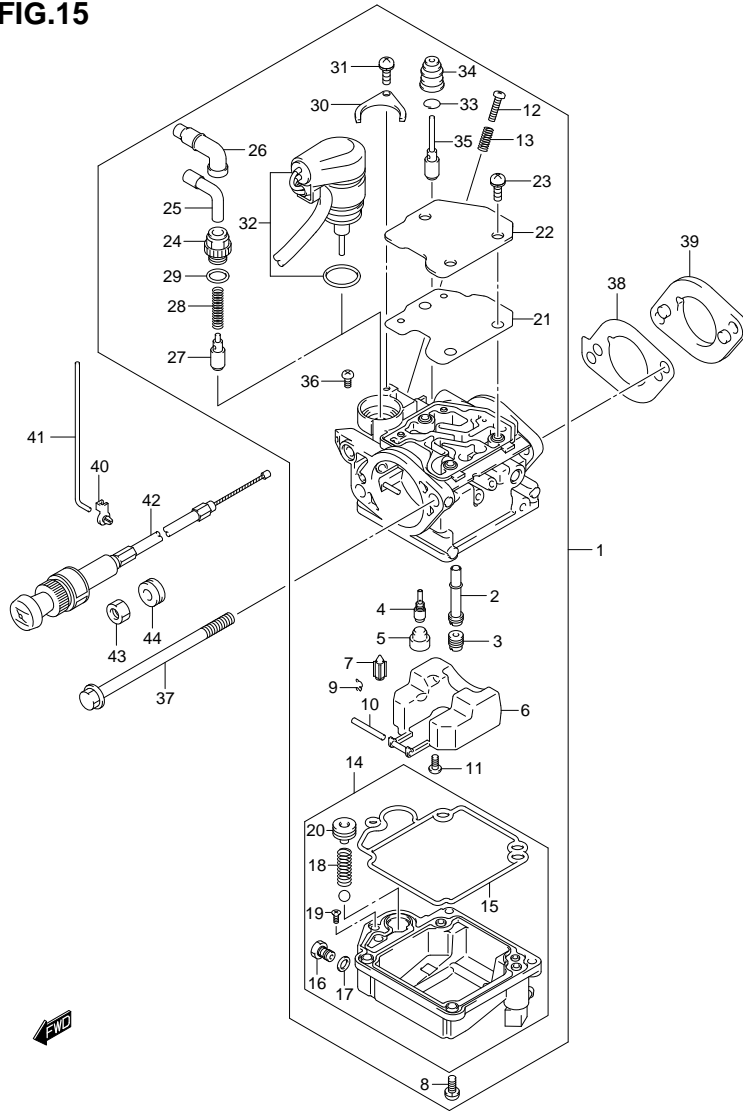


FIG.15 (1-C-3) CARBURETOR (DF15A P03)

REF NO.	PART NO.	DESCRIPTION	Q'TY	REMARKS
1-1	13200-99J20	CARBURETOR ASSY	1	W/MANUAL STARTER
1-2	13200-99J30	CARBURETOR ASSY	1	W/ELECTRIC SATRTER
2	13236-99J20	·NOZZLE, MAIN	1	
3-1	09491-82013	·JET, MAIN (82)	1	
3-2	09491-80017	·JET, MAIN (80)	1	
4-1	09492-38011	·JET, PILOT (38)	1	
4-2	09492-35033	·JET, PILOT (35)	1	
5	13239-94J00	·CAP, RUBBER	1	
6	13250-99J00	·FLOAT	1	
7	13370-94J00	·VALVE, FLOAT	1	
8	13247-94J00	·SCREW	4	
9	13375-26E00	·CLIP	1	
10	13254-94J00	·PIN, ARM	1	
11	13802-94J00	·SCREW	1	
12	13534-94J00	·SCREW, STOP	1	
13	13268-94J00	·SPRING	1	
14-1	13240-99J20	·CHAMBER ASSY, FLOAT	1	W/MANUAL STARTER
14-2	13240-99J30	·CHAMBER ASSY, FLOAT	1	W/ELECTRIC SATRTER
15	13251-99J00	··GASKET, FLOAT CHAMBER	1	
16	13279-99J00	··SCREW, DRAIN	1	
17	13275-99J00	··WASHER, PLANE	1	
18	13441-99J00	··SPRING	1	
19	13443-99J00	··SCREW, SPECIAL	1	
20	13493-99J00	··PLUNGER	1	
21	13283-99J00	·PACKING	1	
22	13282-99J00	·PLATE	1	
23	13367-94J00	·SCREW	3	
24	13361-99J00	·HOLDER, CABLE	1	W/MANUAL STARTER
25	13362-94J00	·GUIDE, CABLE	1	W/MANUAL STARTER
26	13363-94J00	·CAP, CABLE SEALING	1	W/MANUAL STARTER
27	13364-94J00	·VALVE, STARTER	1	W/MANUAL STARTER
28	13365-94J00	·SPRING	1	W/MANUAL STARTER
29	13295-14G00	·O RING	1	W/MANUAL STARTER
30	13428-06F30	·PLATE	1	W/ELECTRIC SATRTER

FIG.15

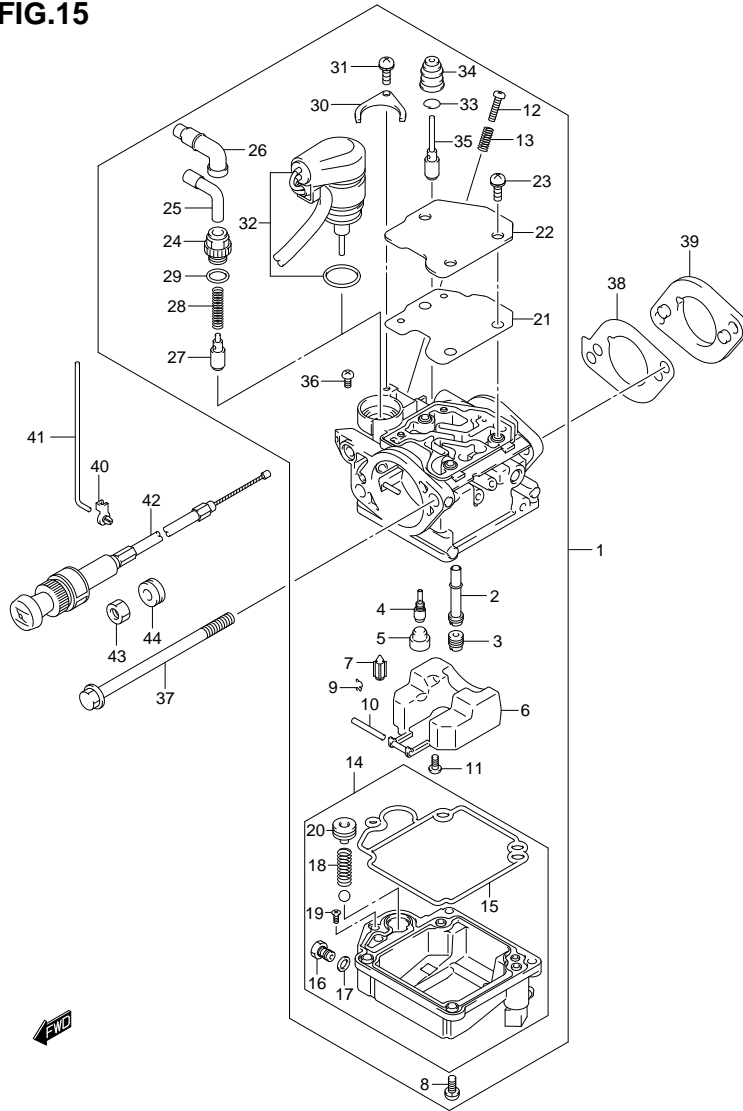


FIG.15 (1-C-4) CARBURETOR (DF15A P03)

REF NO.	PART NO.	DESCRIPTION	QTY	REMARKS
31	13367-94J00	·SCREW	1	W/ELECTRIC SATRTER
32	13368-99J00	·STARTER ASSY	1	W/ELECTRIC STARTER
33	13494-94J00	·CLIP	1	
34	13495-94J00	·CAP, RUBBER	1	
35	13496-99J00	·ROD, LINK	1	
36	13281-99J00	·SCREW, PAN	1	
37	09103-06276	BOLT (6X100)	2	
38	13125-99J00	GASKET, CARBURETOR	2	
39	13124-99J00	INSULATOR	1	
40	13436-91J00	CONNECTOR, THROTTLE ROD	1	
41	13513-99J00	ROD, THROTTLE	1	
42	13640-99J00	KNOB ASSY, STARTER	1	W/MANUAL STARTER
43	09159-14014	NUT	1	W/MANUAL STARTER
44	09320-10501	CUSHION	1	W/MANUAL STARTER

FIG.16

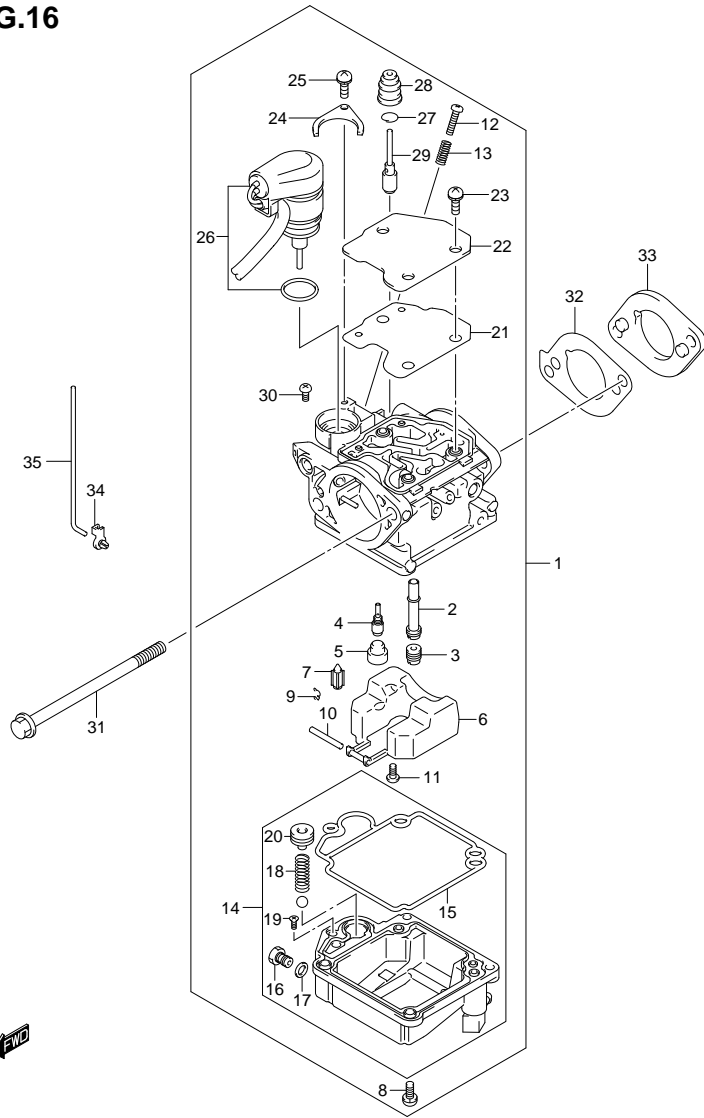


FIG.16 (1-C-5) CARBURETOR (DF15AR P03)

REF NO.	PART NO.	DESCRIPTION	Q'TY	REMARKS
1	13200-99J30	CARBURETOR ASSY	1	
2	13236-99J20	·NOZZLE, MAIN	1	
3-1	09491-82013	·JET, MAIN (82)	1	
3-2	09491-80017	·JET, MAIN (80)	1	
4-1	09492-38011	·JET, PILOT (38)	1	
4-2	09492-35033	·JET, PILOT (35)	1	
5	13239-94J00	·CAP, RUBBER	1	
6	13250-99J00	·FLOAT	1	
7	13370-94J00	·VALVE, FLOAT	1	
8	13247-94J00	·SCREW	4	
9	13375-26E00	·CLIP	1	
10	13254-94J00	·PIN, ARM	1	
11	13802-94J00	·SCREW	1	
12	13534-94J00	·SCREW, STOP	1	
13	13268-94J00	·SPRING	1	
14	13240-99J30	·CHAMBER ASSY, FLOAT	1	
15	13251-99J00	··GASKET, FLOAT CHAMBER	1	
16	13279-99J00	··SCREW, DRAIN	1	
17	13275-99J00	··WASHER, PLANE	1	
18	13441-99J00	··SPRING	1	
19	13443-99J00	··SCREW, SPECIAL	1	
20	13493-99J00	··PLUNGER	1	
21	13283-99J00	·PACKING	1	
22	13282-99J00	·PLATE	1	
23	13367-94J00	·SCREW	3	
24	13428-06F30	·PLATE	1	
25	13367-94J00	·SCREW	1	
26	13368-99J00	·STARTER ASSY	1	
27	13494-94J00	·CLIP	1	
28	13495-94J00	·CAP, RUBBER	1	
29	13496-99J00	·ROD, LINK	1	
30	13281-99J00	·SCREW, PAN	1	
31	09103-06276	BOLT (6X100)	2	
32	13125-99J00	GASKET, CARBURETOR	2	

FIG.16

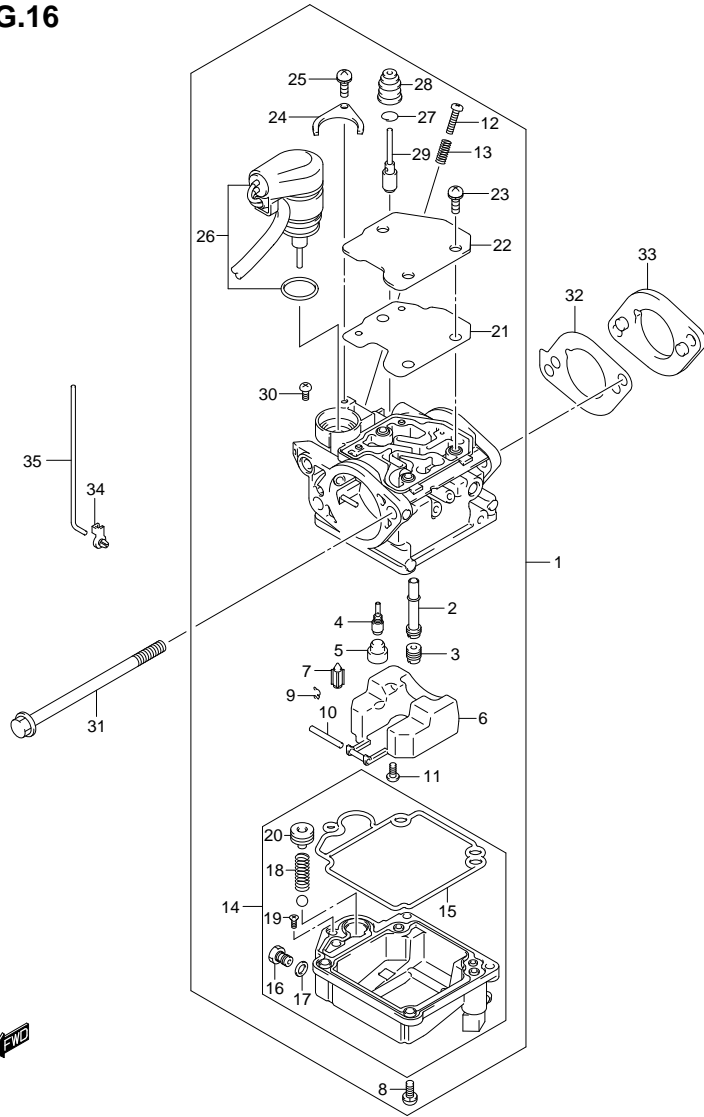


FIG.16 (1-C-6) CARBURETOR (DF15AR P03)

REF NO.	PART NO.	DESCRIPTION	Q' TY	REMARKS
33	13124-99J00	INSULATOR	1	
34	13436-91J00	CONNECTOR, THROTTLE ROD	1	
35	13513-99J00	ROD, THROTTLE	1	

FIG.17

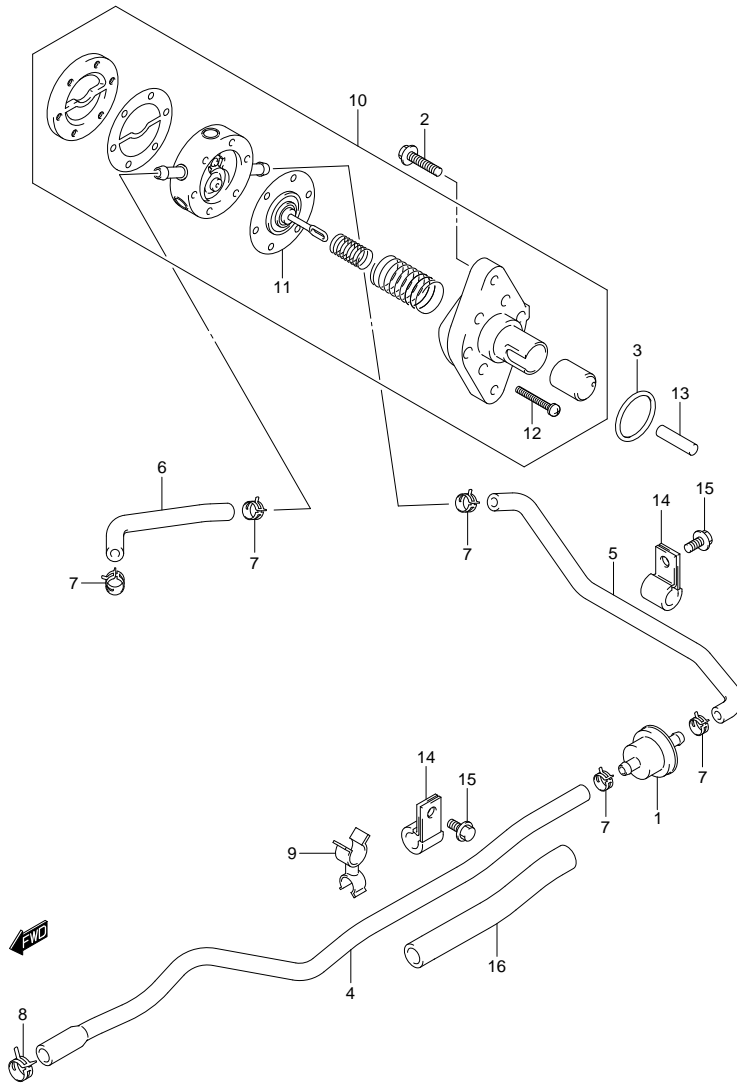


FIG.17 (1-C-7) FUEL PUMP

REF NO.	PART NO.	DESCRIPTION	QTY	REMARKS
1	15410-98500	FILTER, FUEL	1	
2	01550-06257	BOLT	2	
3	09280-26005	O RING (D:2.4, ID:26.2)	1	
4	15192-99J11	HOSE, FUEL (CONN TO FILTER)	1	
5	15193-99J11	HOSE, FUEL (FILTER TO PUMP)	1	
6	15191-99J11	HOSE, FUEL (PUMP TO CARB)	1	
7	09401-09404	CLIP	5	
8	09401-11422	CLIP	1	
9	09408-00054	CLAMP	1	
10	15100-94J02	PUMP ASSY, FUEL	1	
11	15170-94J02	DIAPHRAGM SET	1	
12	15251-93E00	SCREW	6	
13	15131-99J00	ROD, FUEL PUMP	1	
14	09403-12406	CLAMP	1	
15	01550-06127	BOLT	1	
16	18498-99J00	PROTECTOR, FUEL HOSE (100)	1	

FIG.18

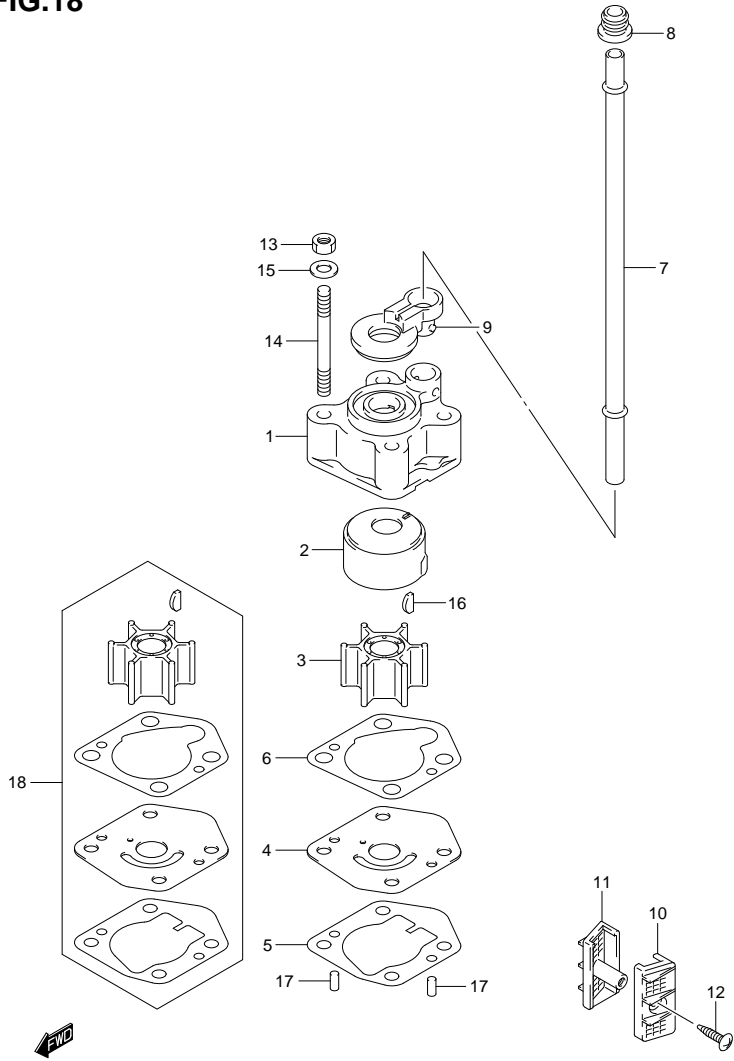


FIG.18 (1-C-8) WATER PUMP

REF NO.	PART NO.	DESCRIPTION	QTY	REMARKS
1	17411-94J00	CASE, WATER PUMP	1	
2	17413-94J00	SLEEVE, WATER PUMP CASE	1	
3	17461-93903	IMPELLER, WATER PUMP	1	
4	17471-99J00	PANEL, PUMP CASE UNDER	1	
5	17472-99J00	GASKET, PUMP CASE PANEL	1	
6	17473-94J00	GASKET, WATER PUMP CASE	1	
7-1	17561-99J00	TUBE, WATER (S)	1	W/TRANSOM(S)
7-2	17561-99J10	TUBE, WATER (L)	1	W/TRANSOM(L)
8	17563-94J00	GROMMET, WATER TUBE	1	
9	17564-99J00	BUSH, WATER PUMP CASE	1	
10	17631-99J20	FILTER, WATER PORT SIDE	1	
11	17632-99J20	FILTER, WATER STBD SIDE	1	
12	03141-0416A	SCREW	1	
13	29141-93J00	NUT, WATER PUMP CASE	4	
14	09108-06141	STUD BOLT	4	
15	09160-06082	WASHER (6.5X13X1.0)	4	
16	09420-03005	KEY	1	
17	09202-04008	PIN	2	
18	17400-99J00	KIT, WATER PUMP REPAIR	1	OPT

FIG.19

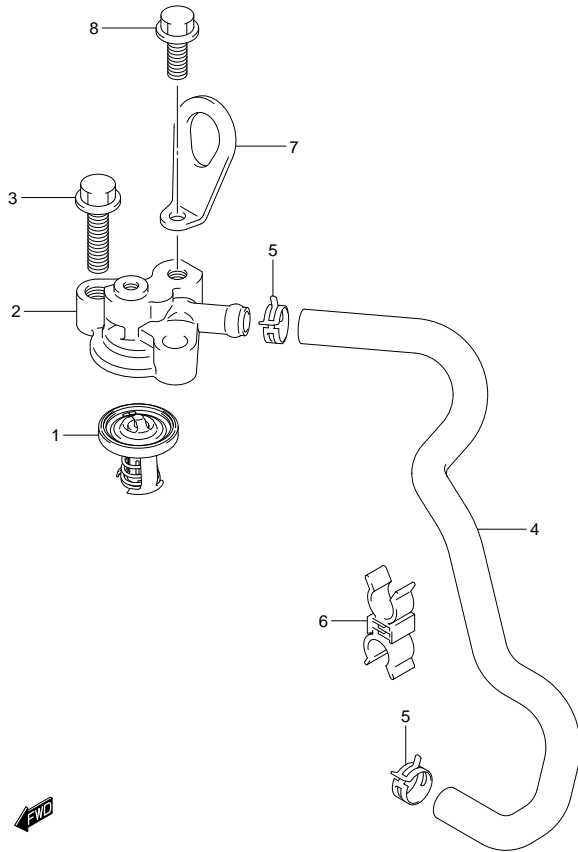


FIG.19 (1-C-9) THERMOSTAT

REF NO.	PART NO.	DESCRIPTION	Q' TY	REMARKS
1	17670-94J00	THERMOSTAT (60°C)	1	
2	17681-99J00	COVER, THERMOSTAT	1	
3	01550-08307	BOLT	2	
4	11197-99J00	HOSE, WATER RETURN	1	
5	09401-12413	CLIP	2	
6	09408-00173	CLAMP	1	
7	11291-91B50	HOOK, ENGINE	1	OPT
8	01550-08207	BOLT	1	OPT

FIG.20

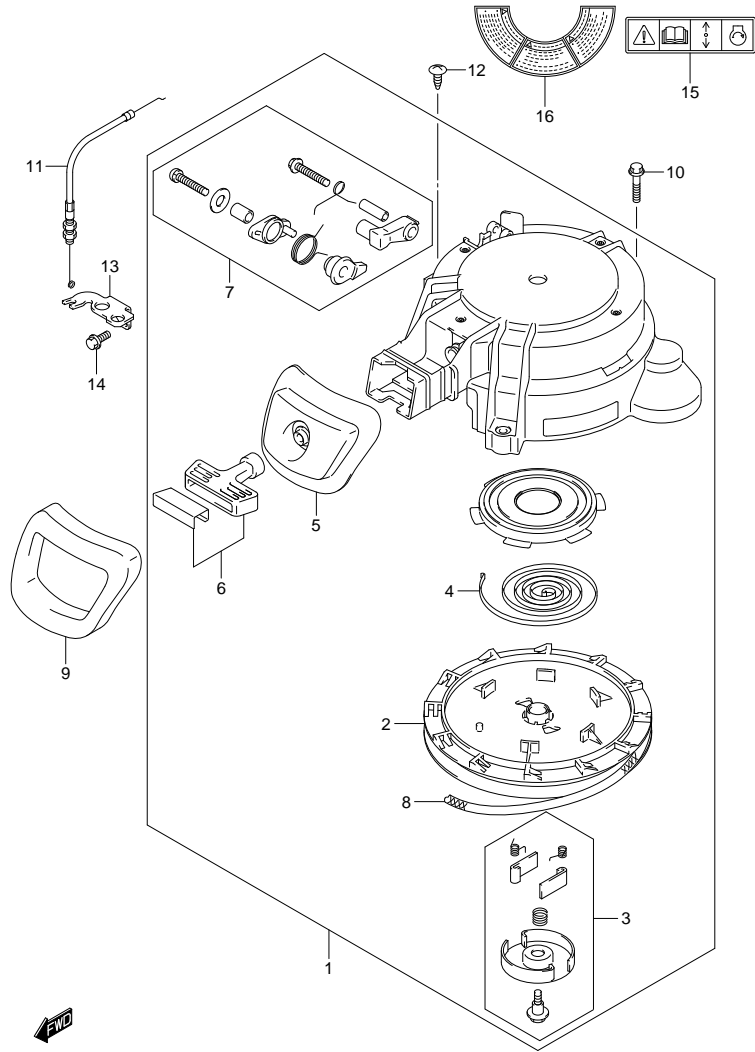
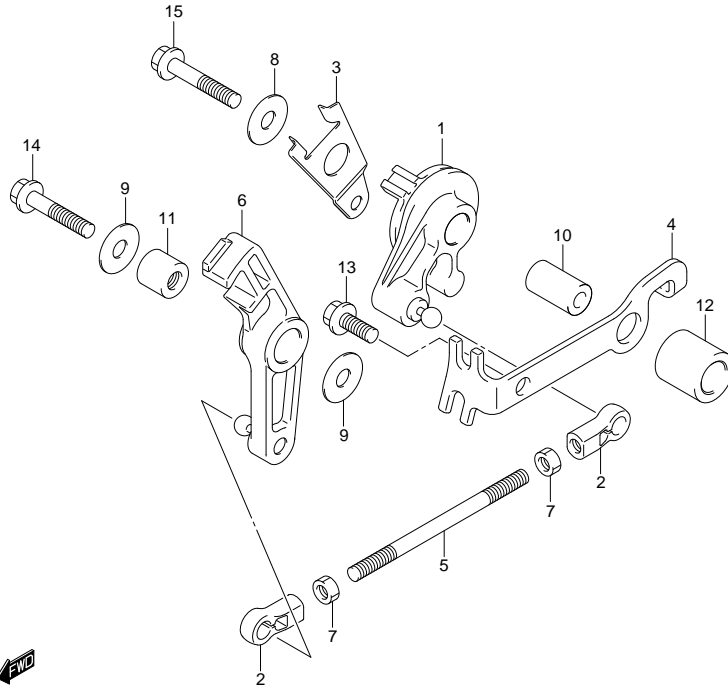


FIG.20 (1-C-10) RECOIL STARTER

REF NO.	PART NO.	DESCRIPTION	Q'TY	REMARKS
1	18100-99J00	STARTER ASSY, RECOIL	1	
2	18120-99J00	·REEL	1	
3	18130-99J00	·RATCHET SET	1	
4	18142-98600	·SPRING, SPIRAL	1	
5	18181-99J00	·GUIDE, ROPE	1	
6	18210-99J00	·GRIP ASSY	1	
7	18280-99J00	·NSI SET	1	
8	99000-81158-50M	ROPE	1	OPT L:50000->1380
9	18193-99J00	SEAL, RECOIL STARTER	1	
10	01550-06307	BOLT	3	
11	18290-99J00	CABLE ASSY, NSI	1	
12	03542-06129	SCREW	2	
13	37726-99J00	BRACKET, NSI CABLE	1	
14	01550-06167	BOLT	2	
15	69711-93E10	LABEL (S.I.G.P.)	1	
16	61472-93E00	LABEL, RECOIL STARTER	1	

FIG.21

FIG.21 (1-C-11) THROTTLE CONTROL (DF8A P03)



REF NO.	PART NO.	DESCRIPTION	Q' TY	REMARKS
1	19120-99J00	DRUM, THROTTLE CONTROL	1	
2	19131-95502	CONNECTOR, THROTTLE ROD	2	
3	19148-99J00	LEVER, INTERLINK THROTTLE NO.1	1	
4	19184-99J00	BRACKET, THROTTLE CABLE	1	
5	19656-99J00	ROD, THROTTLE	1	
6	19810-99J00	STOPPER, THROTTLE	1	
7	09140-05005	NUT	2	
8	09160-06046	WASHER (6.5X20X1.5)	1	
9	09160-06046	WASHER (6.5X20X1.5)	2	
10	09180-06186	SPACER (6.2X12.6X21)	1	
11	09180-06361	SPACER (6.2X12.6X12.5)	1	
12	09180-12158	SPACER (12.2X20X19.9)	1	
13	01550-06167	BOLT	1	
14	01550-06307	BOLT	1	
15	01550-06357	BOLT	1	

FIG.22

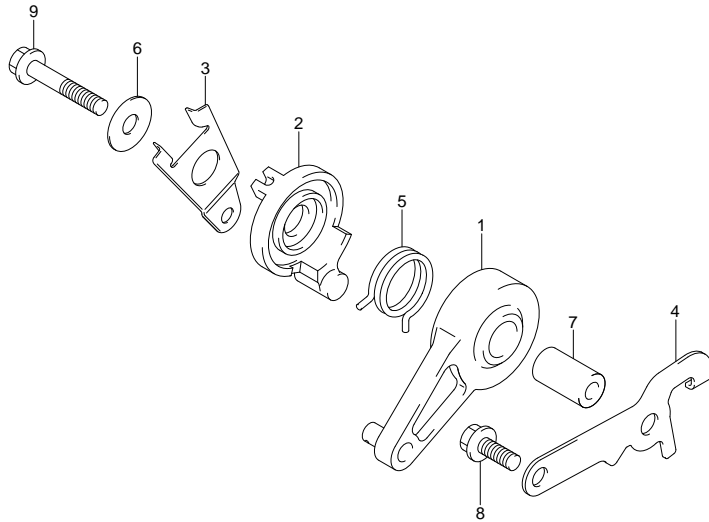


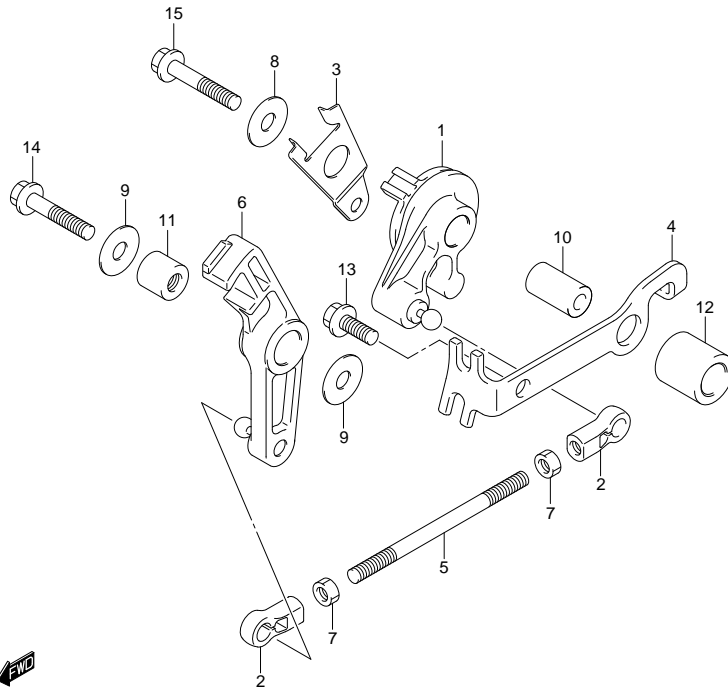
FIG.22 (1-C-12) THROTTLE CONTROL (DF8AR P03)

REF NO.	PART NO.	DESCRIPTION	Q' TY	REMARKS
1	19120-99J10	LEVER, THROTTLE CONTROL	1	
2	19122-99J00	LEVER, INTERLINK THROTTLE NO.2	1	
3	19148-99J10	LEVER, INTERLINK THROTTLE NO.1	1	
4	19184-99J10	PLATE, THROTTLE LINK	1	
5	19185-99J00	SPRING, THROTTLE LEVER	1	
6	09160-06046	WASHER (6.5X20X1.5)	1	
7	09180-06186	SPACER (6.2X12.6X21)	1	
8	01550-06167	BOLT	1	
9	01550-06357	BOLT	1	



FIG.23

FIG.23 (1-C-13) THROTTLE CONTROL (DF15A P03)



REF NO.	PART NO.	DESCRIPTION	Q' TY	REMARKS
1	19120-99J00	DRUM, THROTTLE CONTROL	1	
2	19131-95502	CONNECTOR, THROTTLE ROD	2	
3	19148-99J00	LEVER, INTERLINK THROTTLE NO.1	1	
4	19184-99J00	BRACKET, THROTTLE CABLE	1	
5	19656-99J00	ROD, THROTTLE	1	
6	19810-99J00	STOPPER, THROTTLE	1	
7	09140-05005	NUT	2	
8	09160-06046	WASHER (6.5X20X1.5)	1	
9	09160-06046	WASHER (6.5X20X1.5)	2	
10	09180-06186	SPACER (6.2X12.6X21)	1	
11	09180-06361	SPACER (6.2X12.6X12.5)	1	
12	09180-12158	SPACER (12.2X20X19.9)	1	
13	01550-06167	BOLT	1	
14	01550-06307	BOLT	1	
15	01550-06357	BOLT	1	

FIG.24

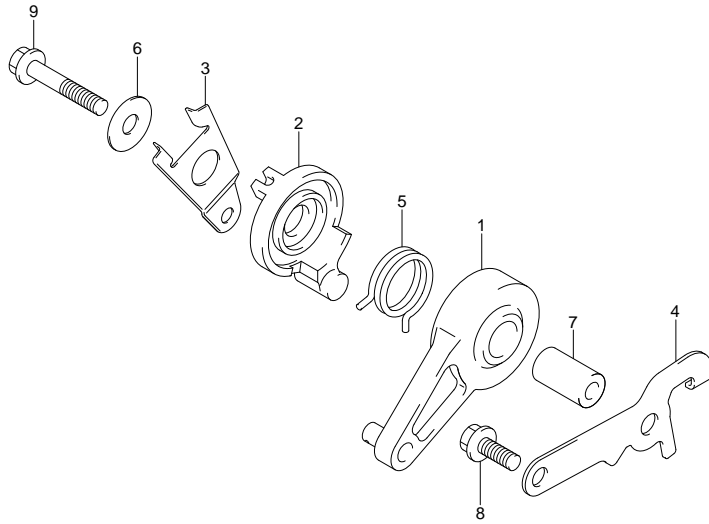


FIG.24 (1-C-14) THROTTLE CONTROL (DF15AR P03)

REF NO.	PART NO.	DESCRIPTION	Q' TY	REMARKS
1	19120-99J10	LEVER, THROTTLE CONTROL	1	
2	19122-99J00	LEVER, INTERLINK THROTTLE NO.2	1	
3	19148-99J10	LEVER, INTERLINK THROTTLE NO.1	1	
4	19184-99J10	PLATE, THROTTLE LINK	1	
5	19185-99J00	SPRING, THROTTLE LEVER	1	
6	09160-06046	WASHER (6.5X20X1.5)	1	
7	09180-06186	SPACER (6.2X12.6X21)	1	
8	01550-06167	BOLT	1	
9	01550-06357	BOLT	1	



FIG.25

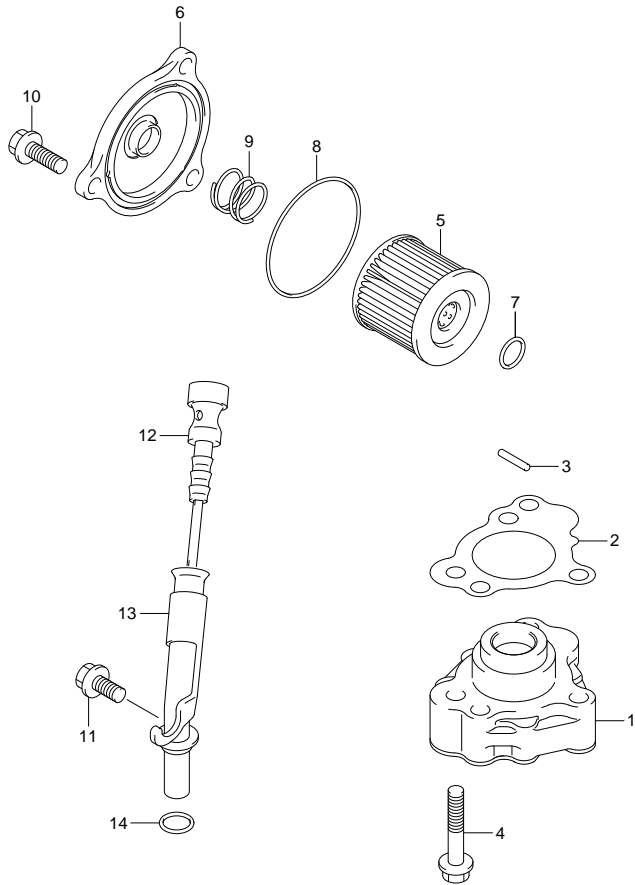


FIG.25 (1-C-15) OIL PUMP

REF NO.	PART NO.	DESCRIPTION	Q' TY	REMARKS
1	16400-99JL0	PUMP ASSY, OIL	1	
2	16542-99J00	GASKET, OIL PUMP	1	
3	09261-03009	ROLLER	1	
4	01550-06357	BOLT	3	
5	16510-45H10	FILTER, ENGINE OIL	1	
6	16512-99J00	CAP, OIL FILTER	1	
7	09280-13004	O RING (D:1.9,ID:13)	1	
8	09280-54001	O RING (D:2.4,ID:52.6)	1	
9	09440-18002	SPRING	1	
10	01550-06207	BOLT	3	
11	01550-06127	BOLT	1	
12	16910-99J00	GAUGE, OIL LEVEL	1	
13	16930-99J00	GUIDE, OIL LEVEL GAUGE	1	
14	09280-10016	O RING (D:1.9,ID:9.8)	1	

FIG.26

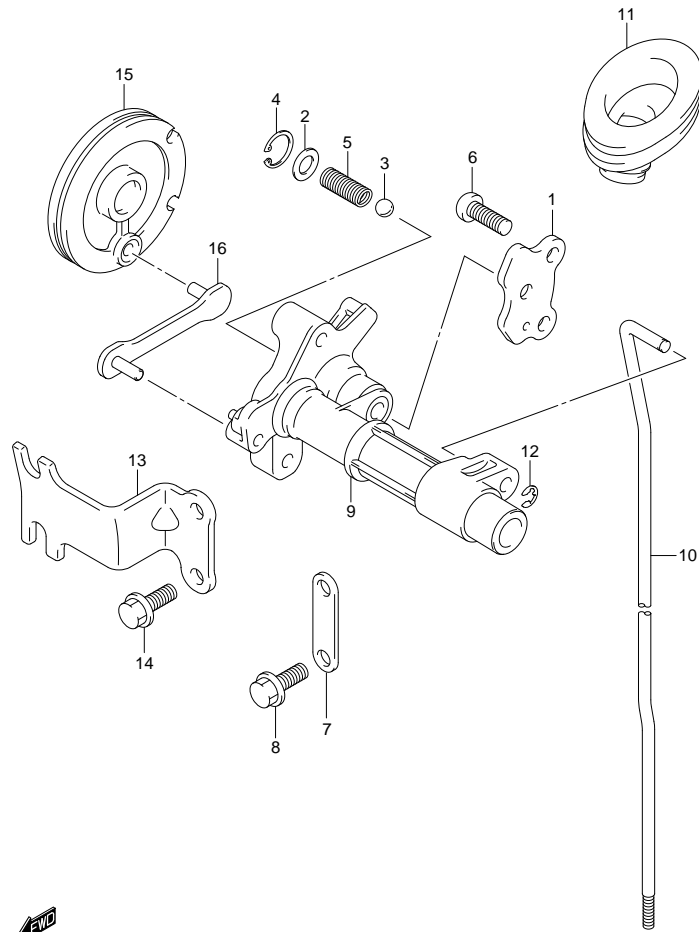


FIG.26 (1-D-2) CLUTCH ROD (DF8A P03)

REF NO.	PART NO.	DESCRIPTION	QTY	REMARKS
1	21122-99J00	PLATE, CLUTCH NOTCH	1	
2	09160-06082	WASHER (6.5X13X1.0)	1	
3	09260-10006	BALL	1	
4	09381-14004	CIRCLIP	1	
5	09440-07079	SPRING	1	
6	02112-06127	SCREW	2	
7	21126-99J00	HOLDER, CLUTCH SHAFT	1	
8	01550-06167	BOLT	2	
9	21210-99J00	SHAFT, CLUTCH LEVER	1	
10-1	23111-99J00	ROD, CLUTCH (S)	1	W/TRANSOM(S)
10-2	23111-99J10	ROD, CLUTCH (L)	1	W/TRANSOM(L)
11	23131-99J00	BOOT, CLUTCH ROD	1	
12	09383-04002	E RING	1	
13	21127-99J00	BRACKET, SHIFT CABLE	1	
14	01550-06167	BOLT	2	
15	21212-99J00	DRUM, SHIFT	1	
16	23115-99J00	LINK, SHIFT DRUM	1	

FIG.27

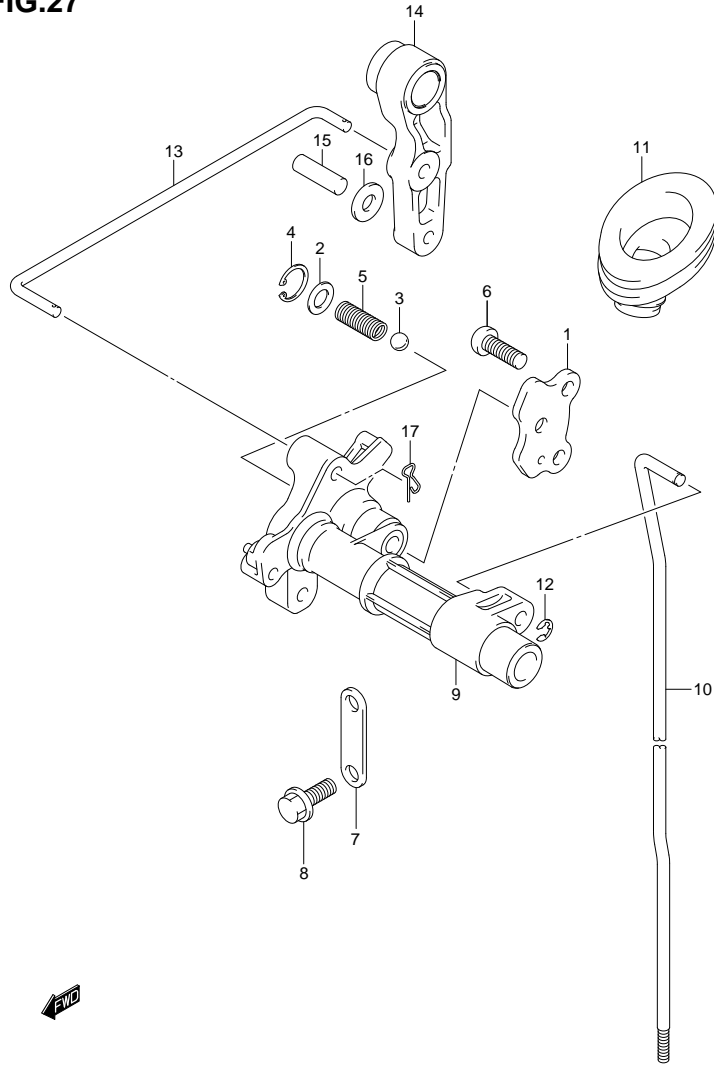


FIG.27 (1-D-3) CLUTCH ROD (DF8AR P03)

REF NO.	PART NO.	DESCRIPTION	QTY	REMARKS
1	21122-99J00	PLATE, CLUTCH NOTCH	1	
2	09160-06082	WASHER (6.5X13X1.0)	1	
3	09260-10006	BALL	1	
4	09381-14004	CIRCLIP	1	
5	09440-07079	SPRING	1	
6	02112-06127	SCREW	2	
7	21126-99J00	HOLDER, CLUTCH SHAFT	1	
8	01550-06167	BOLT	2	
9	21210-99J00	SHAFT, CLUTCH LEVER	1	
10-1	23111-99J00	ROD, CLUTCH (S)	1	W/TRANSOM(S)
10-2	23111-99J10	ROD, CLUTCH (L)	1	W/TRANSOM(L)
11	23131-99J00	BOOT, CLUTCH ROD	1	
12	09383-04002	E RING	1	
13	21241-99J00	LINK, CLUTCH LEVER	1	
14	23210-99J00	LEVER, CLUTCH CONTROL	1	
15	09204-01002	PIN	1	
16	09160-05029	WASHER (5.5X12X0.8)	2	
17	09385-04003	CLIP	1	



FIG.28

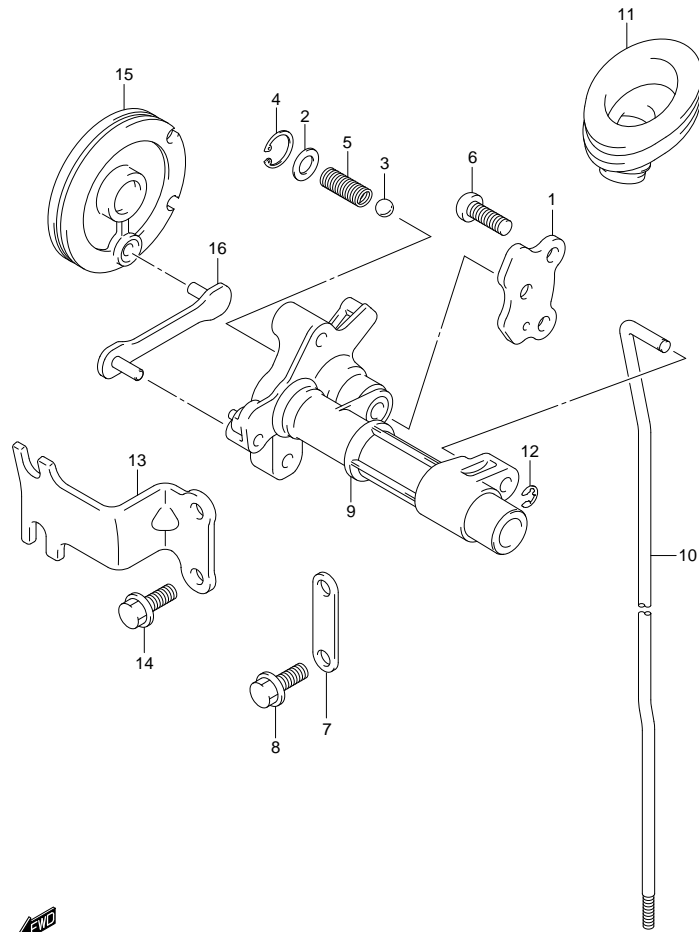


FIG.28 (1-D-4) CLUTCH ROD (DF15A P03)

REF NO.	PART NO.	DESCRIPTION	QTY	REMARKS
1	21122-99J00	PLATE, CLUTCH NOTCH	1	
2	09160-06082	WASHER (6.5X13X1.0)	1	
3	09260-10006	BALL	1	
4	09381-14004	CIRCLIP	1	
5	09440-07079	SPRING	1	
6	02112-06127	SCREW	2	
7	21126-99J00	HOLDER, CLUTCH SHAFT	1	
8	01550-06167	BOLT	2	
9	21210-99J00	SHAFT, CLUTCH LEVER	1	
10-1	23111-99J00	ROD, CLUTCH (S)	1	W/TRANSOM(S)
10-2	23111-99J10	ROD, CLUTCH (L)	1	W/TRANSOM(L)
11	23131-99J00	BOOT, CLUTCH ROD	1	
12	09383-04002	E RING	1	
13	21127-99J00	BRACKET, SHIFT CABLE	1	
14	01550-06167	BOLT	2	
15	21212-99J00	DRUM, SHIFT	1	
16	23115-99J00	LINK, SHIFT DRUM	1	

FIG.29

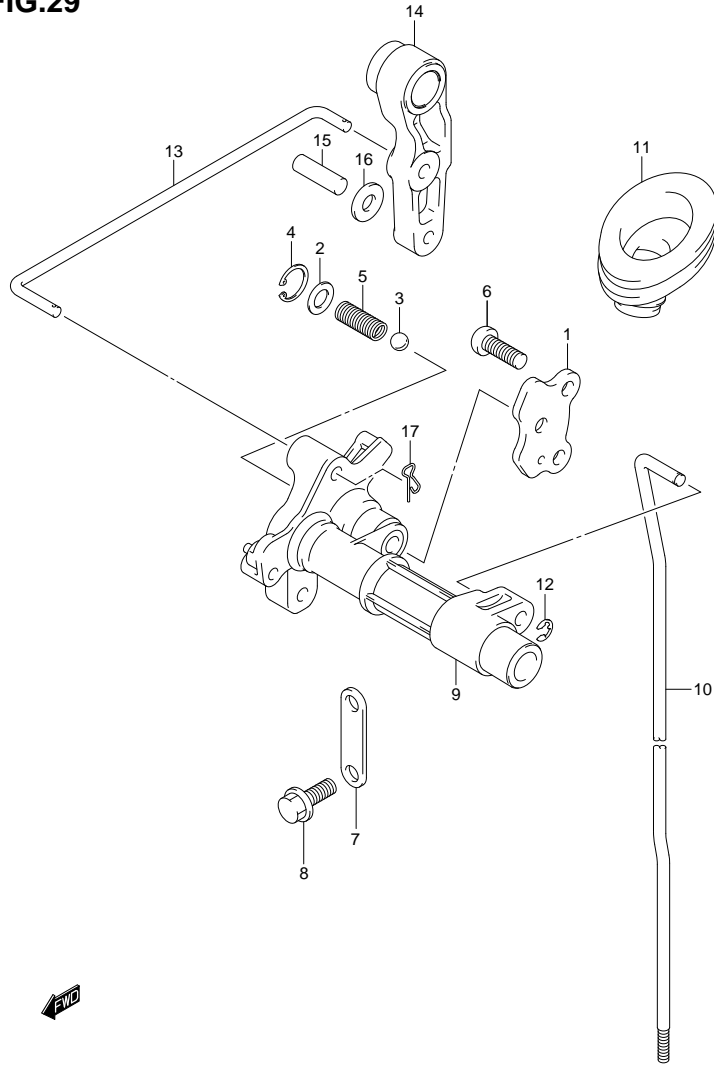


FIG.29 (1-D-5) CLUTCH ROD (DF15AR P03)

REF NO.	PART NO.	DESCRIPTION	QTY	REMARKS
1	21122-99J00	PLATE, CLUTCH NOTCH	1	
2	09160-06082	WASHER (6.5X13X1.0)	1	
3	09260-10006	BALL	1	
4	09381-14004	CIRCLIP	1	
5	09440-07079	SPRING	1	
6	02112-06127	SCREW	2	
7	21126-99J00	HOLDER, CLUTCH SHAFT	1	
8	01550-06167	BOLT	2	
9	21210-99J00	SHAFT, CLUTCH LEVER	1	
10-1	23111-99J00	ROD, CLUTCH (S)	1	W/TRANSOM(S)
10-2	23111-99J10	ROD, CLUTCH (L)	1	W/TRANSOM(L)
11	23131-99J00	BOOT, CLUTCH ROD	1	
12	09383-04002	E RING	1	
13	21241-99J00	LINK, CLUTCH LEVER	1	
14	23210-99J00	LEVER, CLUTCH CONTROL	1	
15	09204-01002	PIN	1	
16	09160-05029	WASHER (5.5X12X0.8)	2	
17	09385-04003	CLIP	1	



FIG.30

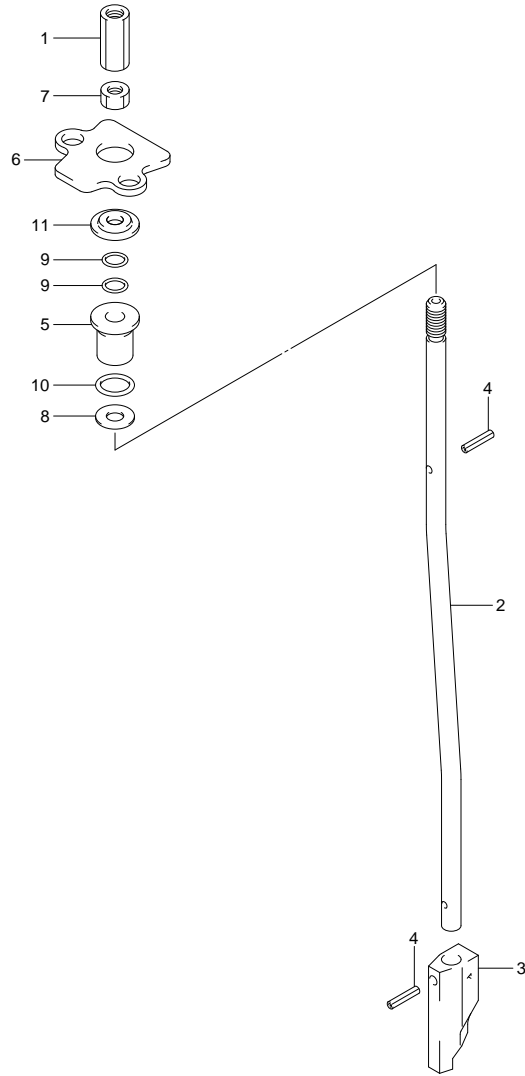


FIG.30 (1-D-6) SHIFT ROD

REF NO.	PART NO.	DESCRIPTION	QTY	REMARKS
1	23311-95J00	CONNECTOR, CLUTCH ROD	1	
2	25111-99J00	ROD, SHIFT	1	
3	25311-99J00	CAM, SHIFT	1	
4	09205-02004	SPRING PIN (2.5X12)	2	
5	25211-99J00	GUIDE, SHIFT ROD	1	
6	25215-99J00	STOPPER, SHIFT ROD GUIDE	1	
7	29141-93J00	NUT, CLUTCH ROD (M6)	1	
8	09160-06082	WASHER (6.5X13X1.0)	1	
9	09280-06012	O RING (D:1.7,ID:5.8)	2	
10	09280-09012	O RING (D:2.3,ID:9)	1	
11	09289-06164	DUST SEAL (5X17X3.5)	1	

FIG.31

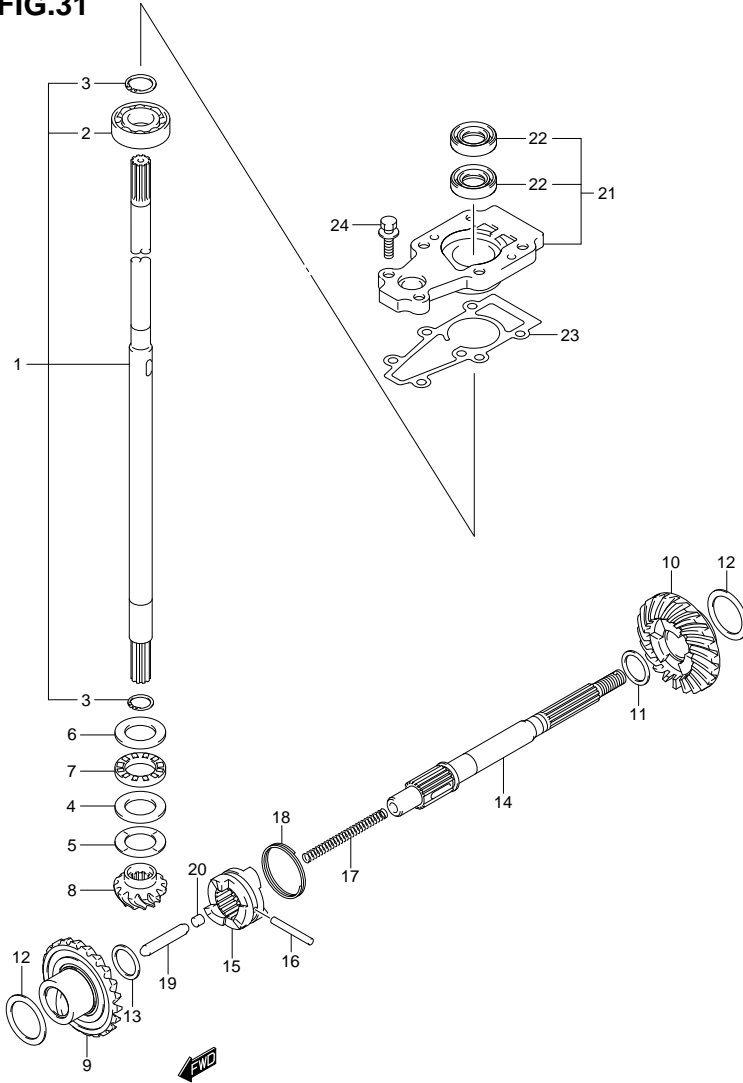


FIG.31 (1-D-7) TRANSMISSION

REF NO.	PART NO.	DESCRIPTION	Q T Y	REMARKS
1-1	57100-99J20	SHAFT ASSY, DRIVE (S)	1	W/TRANSOM(S)
1-2	57100-99J30	SHAFT ASSY, DRIVE (L)	1	W/TRANSOM(L)
2	08110-60020	·BEARING	1	
3	09380-15001	·SNAP RING	2	
4	09160-20027	WASHER (20X35X2.75)	1	
5-1	09181-20251	SHIM (20X34X1)	1	
5-2	09160-20042	SHIM (20X34X1.1)	1	
5-3	09160-20043	SHIM (20X34X1.2)	1	
5-4	09160-20044	SHIM (20X34X1.3)	1	
5-5	09181-20244	SHIM (20X34X0.7)	1	
5-6	09181-20246	SHIM (20X34X0.8)	1	
5-7	09181-20248	SHIM (20X34X0.9)	1	
6	09160-21009	WASHER (21X35X2.75)	1	
7	09263-20024	BEARING (20X35X4.5)	1	
8	57311-99J10	PINION	1	
9	57510-99J10	GEAR, FORWARD	1	
10	57521-99J10	GEAR, REVERSE	1	
11-1	09160-17024	WASHER (17X23X1.1)	1	
11-2	09160-17039	WASHER (17X23X1.2)	1	
11-3	09160-17025	WASHER (17X23X1.3)	1	
11-4	09160-17040	WASHER (17X23X1.4)	1	
11-5	09160-17026	WASHER (17X23X1.5)	1	
11-6	09160-17041	WASHER (17X23X1.6)	1	
11-7	09160-17027	WASHER (17X23X1.7)	1	
11-8	09160-17042	WASHER (17X23X1.8)	1	
11-9	09160-17028	WASHER (17X23X1.9)	1	
12-1	09181-25160	SHIM (25X34X0.7)	2	
12-2	09181-25162	SHIM (25X34X0.8)	2	
12-3	09181-25164	SHIM (25X34X0.9)	2	
12-4	09160-25040	WASHER (25X34X1)	2	
12-5	09160-25041	WASHER (25X34X1.1)	2	
12-6	09160-25042	WASHER (25X34X1.2)	2	
12-7	09181-25181	SHIM (25X34X1.3)	2	
13	09181-15241	WASHER (15X22X2)	1	

FIG.31

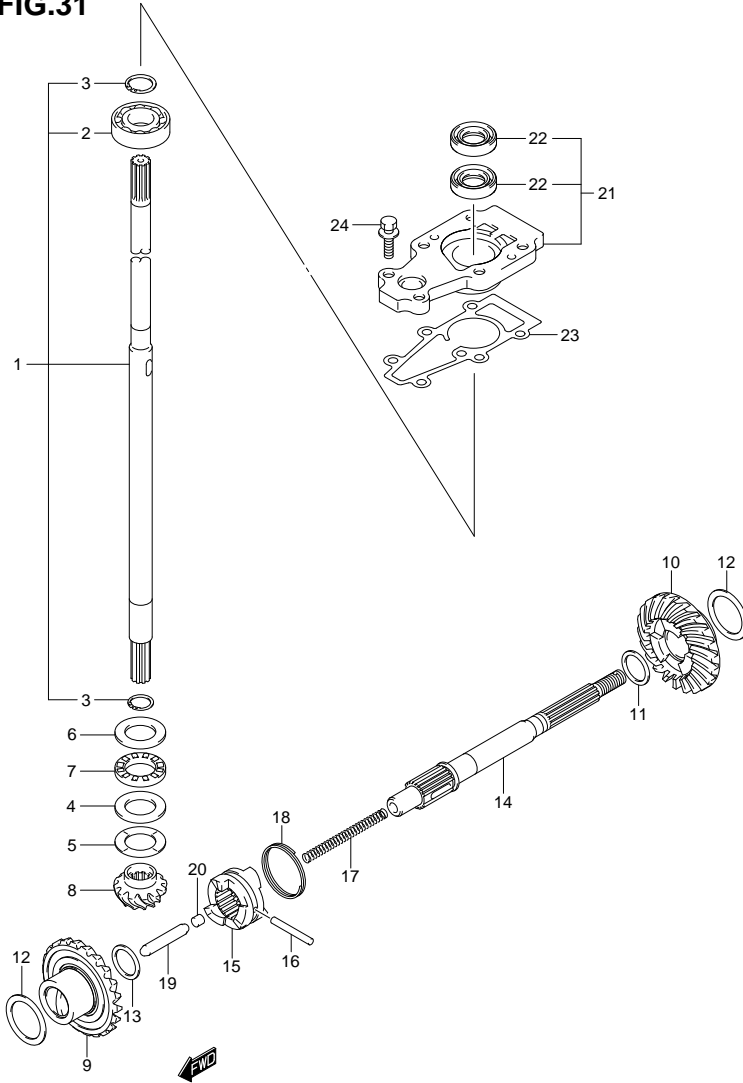


FIG.31 (1-D-8) TRANSMISSION

REF NO.	PART NO.	DESCRIPTION	QTY	REMARKS
14	57610-99J10	SHAFT, PROPELLER	1	
15	57621-99J10	SHIFTER, CLUTCH DOG	1	
16	09202-04025	PIN	1	
17	59441-94J00	SPRING, RETURN	1	
18	59441-99J00	SPRING, DOG	1	
19	57631-93901	ROD, PUSH	1	
20	57632-98500	PIN (6X6)	1	
21	56130-99J20	HOUSING, DRIVE SHAFT	1	
22	09282-13003	OIL SEAL (12.5X25X7)	2	
23	56132-99J10	GASKET, DRIVE SHAFT BRG HSG	1	
24	09116-06121	BOLT (6X25)	2	

FIG.32

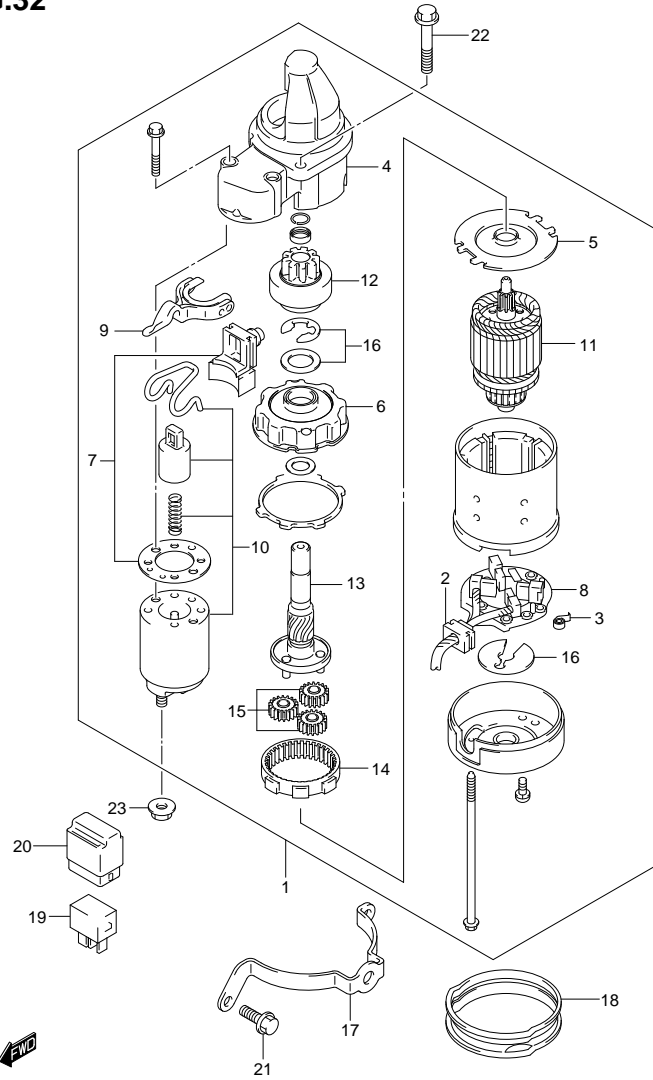


FIG.32 (1-D-9) STARTING MOTOR

REF NO.	PART NO.	DESCRIPTION	QTY	REMARKS
1	31100-94J21	STARTING MOTOR	1	
2	31131-94J00	·BRUSH SET, PLUS	1	
3	31135-90J00	·SPRING	4	
4	31151-94J00	·CASE, GEAR	1	
5	31152-90J00	·PLATE, CENTER	1	
6	31153-90J00	·BRACKET, PLANET GEAR	1	
7	31171-96J00	·COVER KIT, DUST	1	
8	31173-94J00	·HOLDER ASSY, BRUSH	1	
9	31191-96J00	·LEVER, SHIFT	1	
10	31220-94J00	·SWITCH, MAGNET	1	
11	31310-90J00	·ARMATURE	1	
12	31320-94J00	·PINION	1	
13	31341-94J00	·SHAFT, PINION	1	
14	31343-90J00	·INTERNAL GEAR	1	
15	31344-90J00	·GEAR, PLANETARY	3	
16	31360-93J01	·WASHER SET	1	
17	31912-99J00	BAND, STARTING MOTOR	1	
18	31918-94J00	DAMPER, LOWER	1	
19	38860-76F01	RELAY, STARTING MOTOR	1	
20	38915-90J00	HOLDER, RELAY	1	
21	01550-06167	BOLT	2	LOWER
22	01550-08257	BOLT	2	UPPER
23	08316-10087	NUT	1	

FIG.33

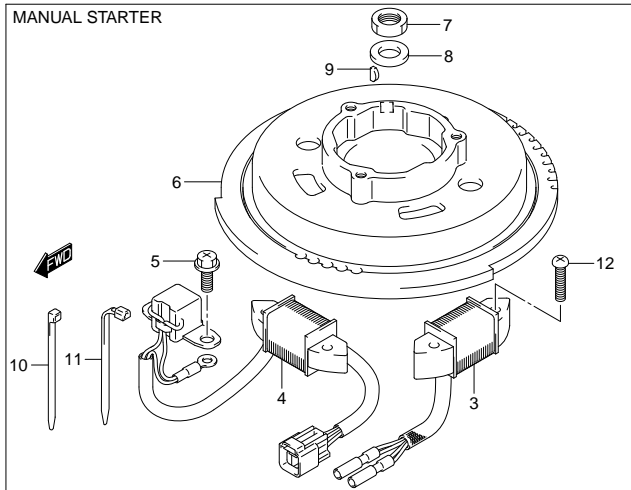
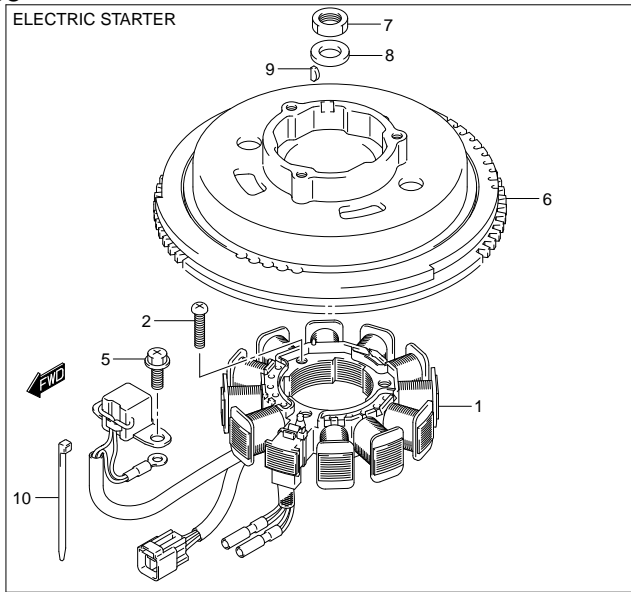


FIG.33 (1-D-10) MAGNETO (DF8A P03)

REF NO.	PART NO.	DESCRIPTION	QTY	REMARKS
1	32120-99J00	COIL, STATOR & PULSER	1	W/ELECTRIC SATRTER
2	09125-06035	SCREW (6X25)	3	W/ELECTRIC SATRTER
3	32120-99J10	COIL, BATTERY CHARGING	1	W/MANUAL STARTER
4	32140-99J10	COIL, EXITER / PULSER	1	W/MANUAL STARTER
5	02162-05127	SCREW	2	
6-1	32102-99J00	FLYWHEEL	1	W/ELECTRIC SATRTER
6-2	32102-99J10	FLYWHEEL	1	W/MANUAL STARTER
7	09140-14008	NUT	1	W/ELECTRIC SATRTER
8	59171-94J00	WASHER, FLYWHEEL (15X27X4.0)	1	
9	08341-31039	KEY	1	
10	09407-14407	CLAMP (L:145)	1	
11	09407-14403	CLAMP (L:125)	1	W/MANUAL STARTER
12	02112-06307	SCREW	4	W/MANUAL STARTER

FIG.34

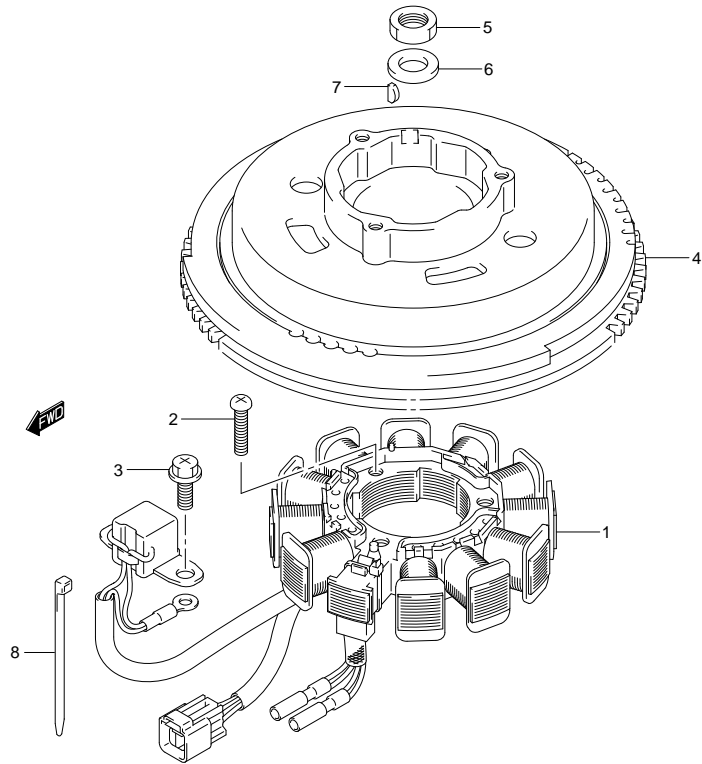


FIG.34 (1-D-11) MAGNETO (DF8AR P03)

REF NO.	PART NO.	DESCRIPTION	QTY	REMARKS
1	32120-99J00	COIL, STATOR & PULSER	1	
2	09125-06035	SCREW (6X25)	3	
3	02162-05127	SCREW	2	
4	32102-99J00	FLYWHEEL	1	
5	09140-14008	NUT	1	
6	59171-94J00	WASHER, FLYWHEEL (15X27X4.0)	1	
7	08341-31039	KEY	1	
8	09407-14407	CLAMP (L:145)	1	

FIG.35

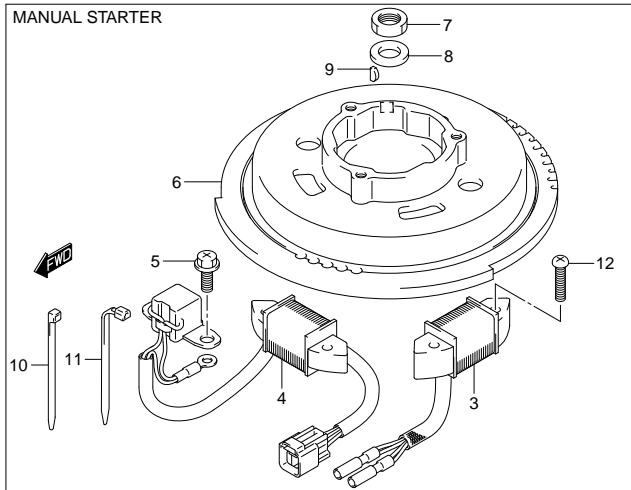
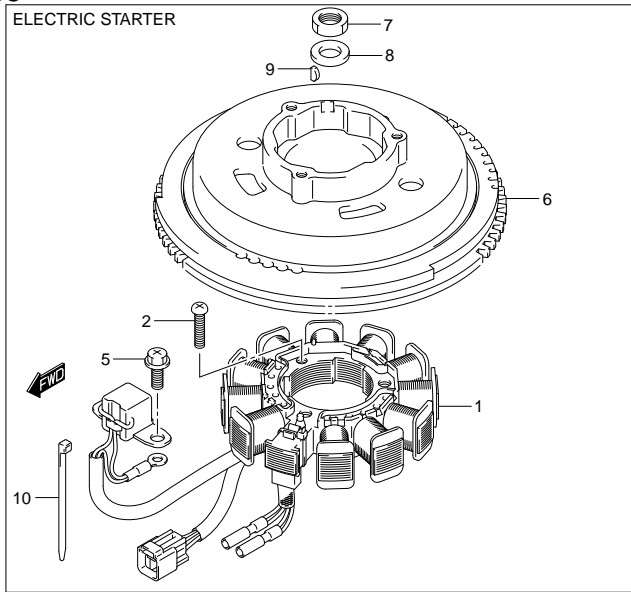


FIG.35 (1-D-12) MAGNETO (DF15A P03)

REF NO.	PART NO.	DESCRIPTION	QTY	REMARKS
1	32120-99J00	COIL, STATOR & PULSER	1	W/ELECTRIC SATRTER
2	09125-06035	SCREW (6X25)	3	W/ELECTRIC SATRTER
3	32120-99J10	COIL, BATTERY CHARGING	1	W/MANUAL STARTER
4	32140-99J10	COIL, EXITER / PULSER	1	W/MANUAL STARTER
5	02162-05127	SCREW	2	
6-1	32102-99J00	FLYWHEEL	1	W/ELECTRIC SATRTER
6-2	32102-99J10	FLYWHEEL	1	W/MANUAL STARTER
7	09140-14008	NUT	1	W/ELECTRIC SATRTER
8	59171-94J00	WASHER, FLYWHEEL (15X27X4.0)	1	
9	08341-31039	KEY	1	
10	09407-14407	CLAMP (L:145)	1	
11	09407-14403	CLAMP (L:125)	1	W/MANUAL STARTER
12	02112-06307	SCREW	4	W/MANUAL STARTER

FIG.36

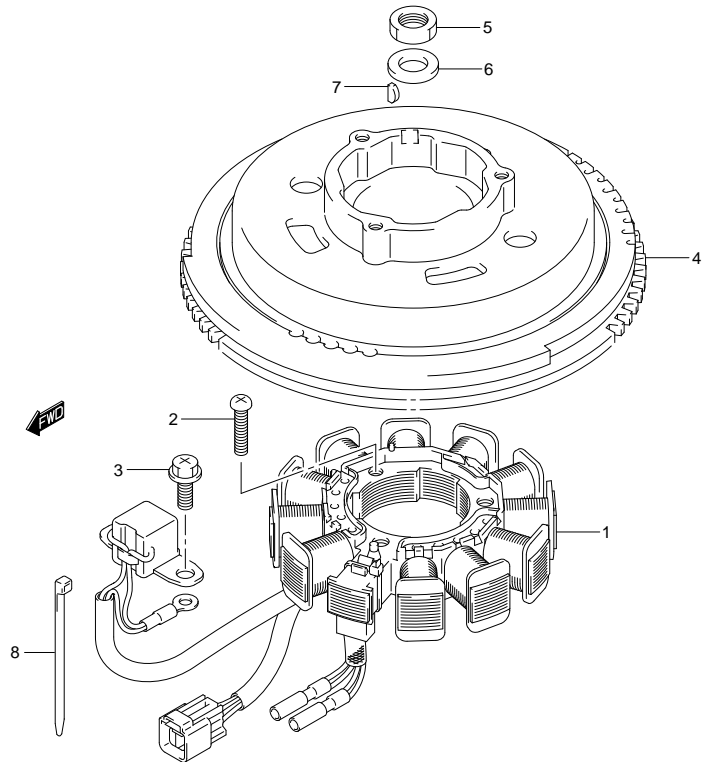


FIG.36 (1-D-13) MAGNETO (DF15AR P03)

REF NO.	PART NO.	DESCRIPTION	QTY	REMARKS
1	32120-99J00	COIL, STATOR & PULSER	1	
2	09125-06035	SCREW (6X25)	3	
3	02162-05127	SCREW	2	
4	32102-99J00	FLYWHEEL	1	
5	09140-14008	NUT	1	
6	59171-94J00	WASHER, FLYWHEEL (15X27X4.0)	1	
7	08341-31039	KEY	1	
8	09407-14407	CLAMP (L:145)	1	

FIG.37

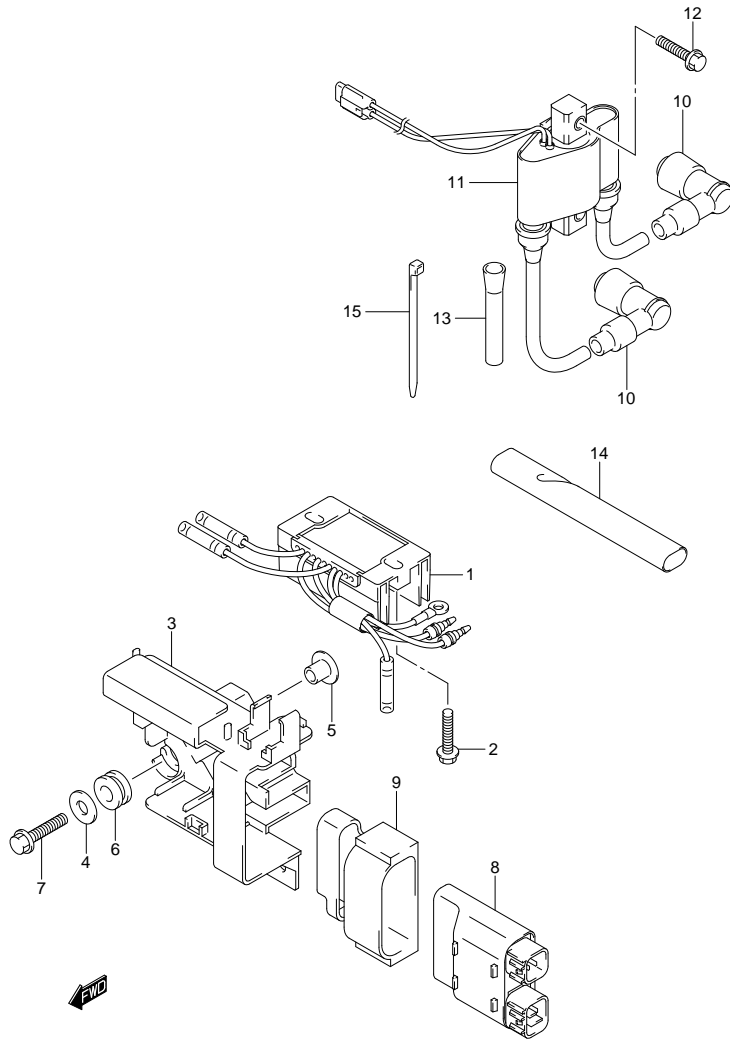


FIG.37 (1-D-14) RECTIFIER / IGNITION COIL (DF8A P03)

REF NO.	PART NO.	DESCRIPTION	Q'TY	REMARKS
1	32800-99J00	RECTIFIER/REGULATOR ASSY	1	W/ELECTRIC STARTER
2	01550-06257	BOLT	2	W/ELECTRIC STARTER
3	32890-99J00	HOLDER, ELECTRIC PARTS	1	
4	09160-06084	WASHER (6.5X18X1.6)	2	
5	09169-06062	WASHER	2	
6	09320-09016	CUSHION	2	
7	01550-06257	BOLT	2	
8-1	32900-99J00	CDI UNIT	1	W/ELECTRIC STARTER
8-2	32900-99J10	CDI UNIT	1	W/MANUAL STARTER
9	32980-99J00	CUSHION, CDI	1	
10	33500-07H00	CAP, SPARK PLUG	2	
11	33410-99J00	COIL, IGNITION	1	
12	01550-06257	BOLT	2	
13	33833-94JL0	TUBE, IGN COIL LEAD (L:120)	1	
14	33833-94J10	PROTECTOR, HIGH TENSION (L:50)	1	W/ELECTRIC STARTER
15	09407-14407	CLAMP (L:145)	1	W/ELECTRIC STARTER

FIG.38

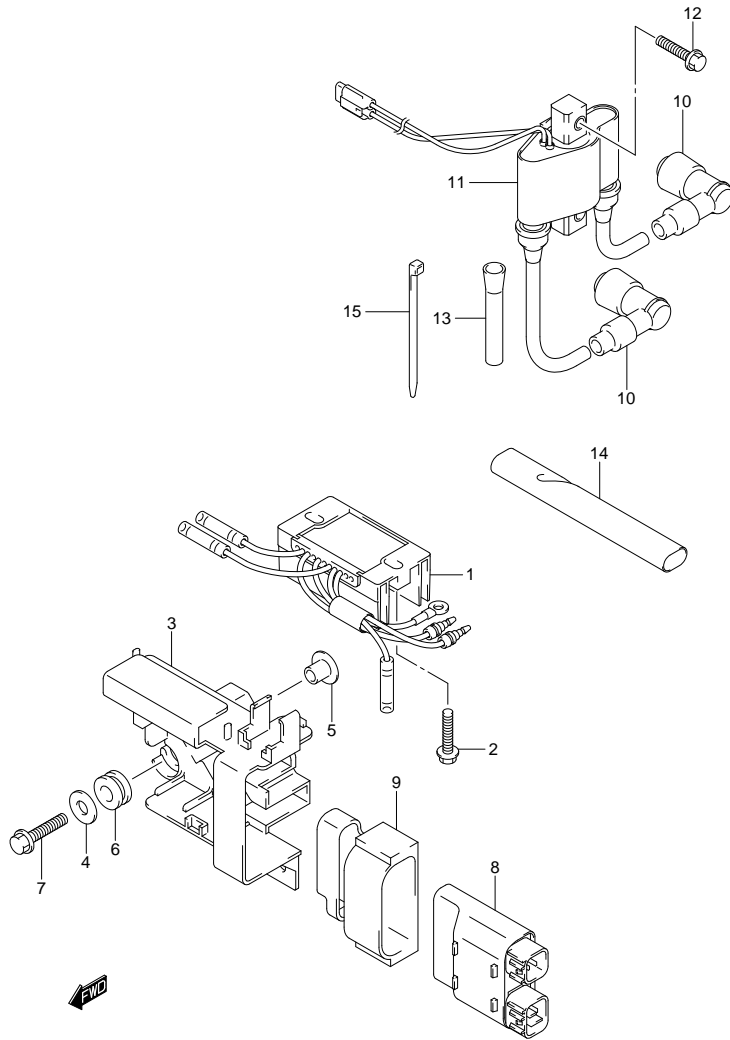


FIG.38 (1-D-15) RECTIFIER / IGNITION COIL (DF8AR P03)

REF NO.	PART NO.	DESCRIPTION	Q'TY	REMARKS
1	32800-99J00	RECTIFIER/REGULATOR ASSY	1	
2	01550-06257	BOLT	2	
3	32890-99J00	HOLDER, ELECTRIC PARTS	1	
4	09160-06084	WASHER (6.5X18X1.6)	2	
5	09169-06062	WASHER	2	
6	09320-09016	CUSHION	2	
7	01550-06257	BOLT	2	
8	32900-99J00	CDI UNIT	1	
9	32980-99J00	CUSHION, CDI	1	
10	33500-07H00	CAP, SPARK PLUG	2	
11	33410-99J00	COIL, IGNITION	1	
12	01550-06257	BOLT	2	
13	33833-94JL0	TUBE, IGN COIL LEAD (L:120)	1	
14	33833-94J10	PROTECTOR, HIGH TENSION (L:50)	1	
15	09407-14407	CLAMP (L:145)	1	

FIG.39

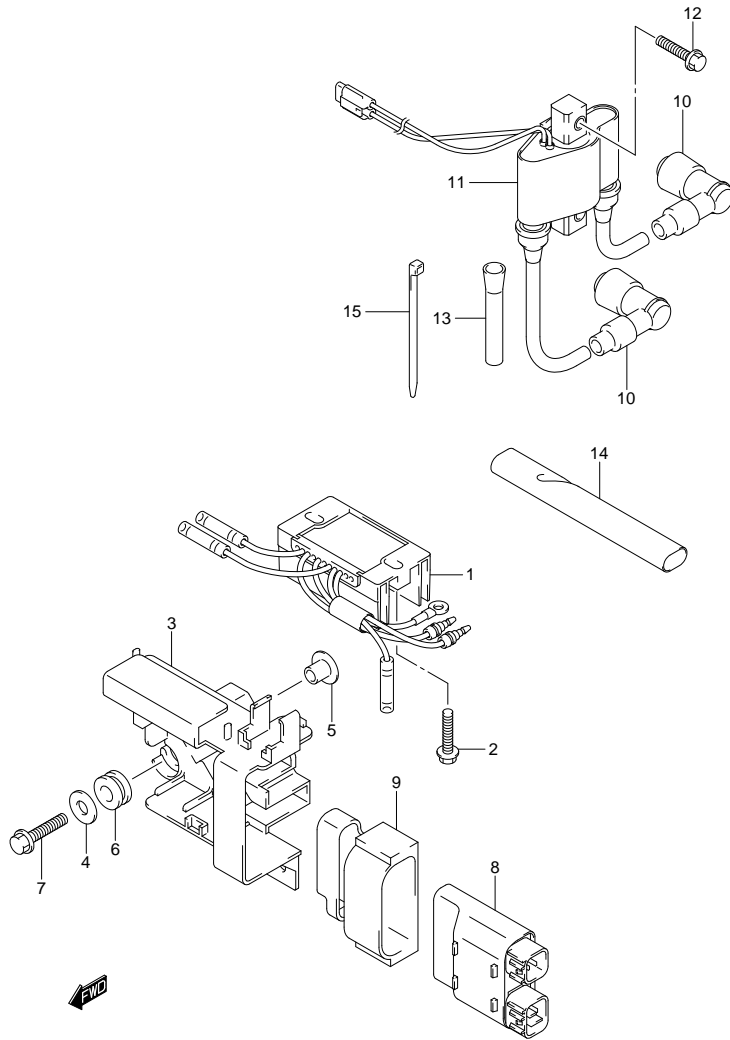


FIG.39 (1-E-2) RECTIFIER / IGNITION COIL (DF15A P03)

REF NO.	PART NO.	DESCRIPTION	Q'TY	REMARKS
1	32800-99J00	RECTIFIER/REGULATOR ASSY	1	W/ELECTRIC STARTER
2	01550-06257	BOLT	2	W/ELECTRIC STARTER
3	32890-99J00	HOLDER, ELECTRIC PARTS	1	
4	09160-06084	WASHER (6.5X18X1.6)	2	
5	09169-06062	WASHER	2	
6	09320-09016	CUSHION	2	
7	01550-06257	BOLT	2	
8-1	32900-99J00	CDI UNIT	1	W/ELECTRIC STARTER
8-2	32900-99J10	CDI UNIT	1	W/MANUAL STARTER
9	32980-99J00	CUSHION, CDI	1	
10	33500-07H00	CAP, SPARK PLUG	2	
11	33410-99J00	COIL, IGNITION	1	
12	01550-06257	BOLT	2	
13	33833-94JL0	TUBE, IGN COIL LEAD (L:120)	1	
14	33833-94J10	PROTECTOR, HIGH TENSION (L:50)	1	W/ELECTRIC STARTER
15	09407-14407	CLAMP (L:145)	1	W/ELECTRIC STARTER

FIG.40

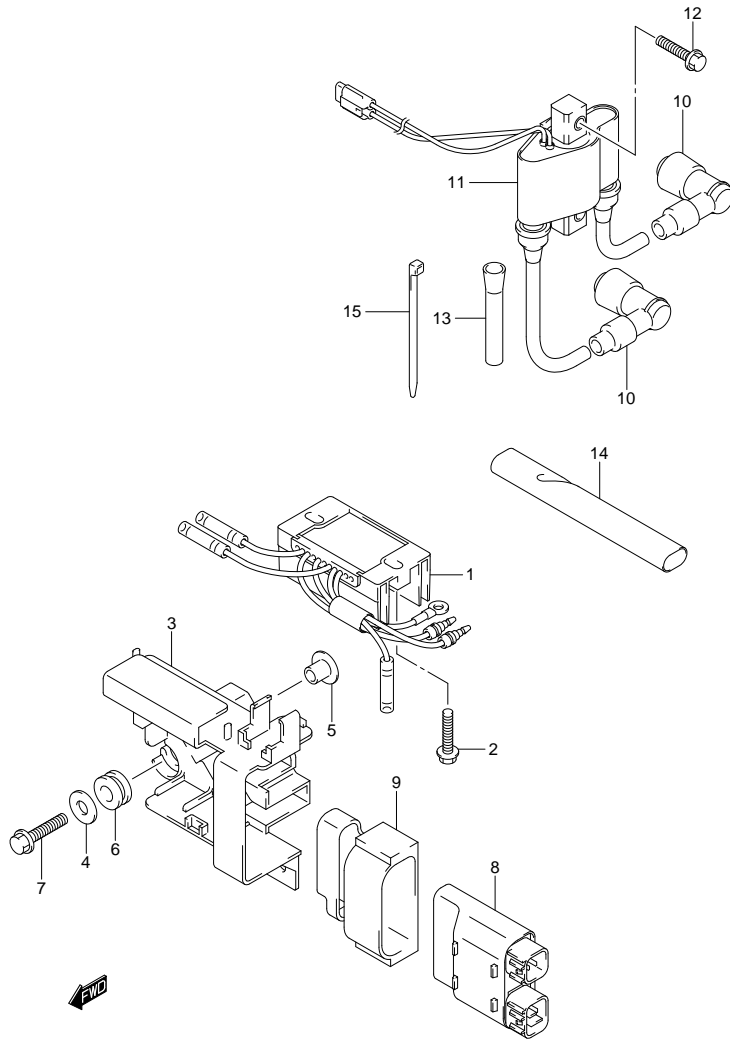


FIG.40 (1-E-3) RECTIFIER / IGNITION COIL (DF15AR P03)

REF NO.	PART NO.	DESCRIPTION	Q'TY	REMARKS
1	32800-99J00	RECTIFIER/REGULATOR ASSY	1	
2	01550-06257	BOLT	2	
3	32890-99J00	HOLDER, ELECTRIC PARTS	1	
4	09160-06084	WASHER (6.5X18X1.6)	2	
5	09169-06062	WASHER	2	
6	09320-09016	CUSHION	2	
7	01550-06257	BOLT	2	
8	32900-99J00	CDI UNIT	1	
9	32980-99J00	CUSHION, CDI	1	
10	33500-07H00	CAP, SPARK PLUG	2	
11	33410-99J00	COIL, IGNITION	1	
12	01550-06257	BOLT	2	
13	33833-94JL0	TUBE, IGN COIL LEAD (L:120)	1	
14	33833-94J10	PROTECTOR, HIGH TENSION (L:50)	1	
15	09407-14407	CLAMP (L:145)	1	

FIG.41

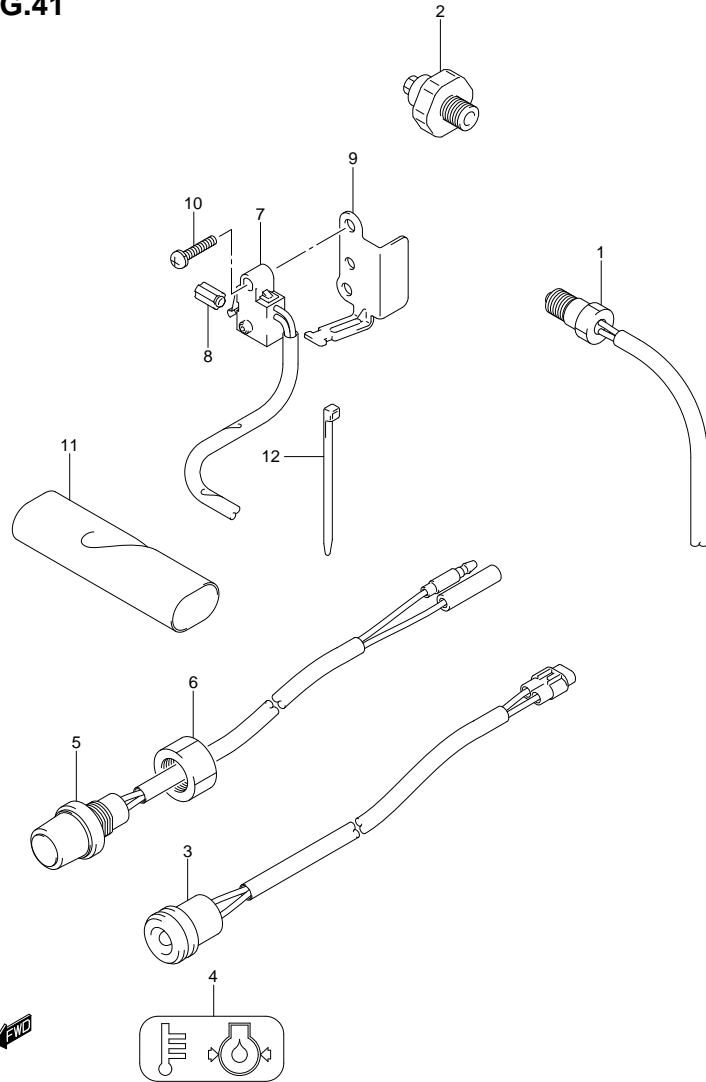


FIG.41 (1-E-4) SENSOR / SWITCH (DF8A P03)

REF NO.	PART NO.	DESCRIPTION	Q' TY	REMARKS
1	34830-87J20	SENSOR ASSY, TEMP	1	
2	37820-93E10	SWITCH ASSY, OIL PRESSURE	1	
3	36360-99J00	INDICATOR, OIL PRESSURE	1	
4	36367-99J00	LABEL, WARNING	1	
5	37161-89E13	SWITCH ASSY, STARTER MOTOR	1	W/ELECTRIC STARTER
6	09159-14014	NUT	1	W/ELECTRIC STARTER
7	37721-99J10	SWITCH ASSY, NEUTRAL	1	W/ELECTRIC STARTER
8	37724-99J00	ROD, SW PUSH	1	W/ELECTRIC STARTER
9	37726-99J10	BRACKET, NEUTRAL SW	1	W/ELECTRIC STARTER
10	09137-04004	SCREW (4X16)	1	W/ELECTRIC STARTER
11	33833-99J00	TUBE, SW LEAD (L:80)	1	
12	09407-14407	CLAMP (L:145)	1	

FIG.42

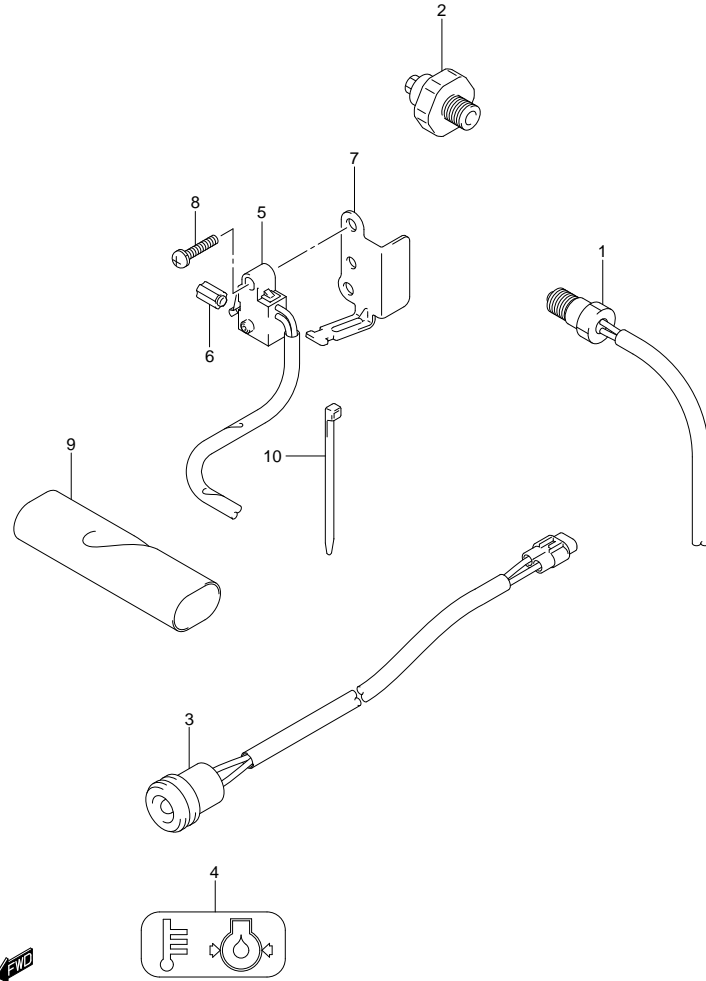


FIG.42 (1-E-5) SENSOR / SWITCH (DF8AR P03)

REF NO.	PART NO.	DESCRIPTION	Q'TY	REMARKS
1	34830-87J20	SENSOR ASSY, TEMP	1	
2	37820-93E10	SWITCH ASSY, OIL PRESSURE	1	
3	36360-99J10	INDICATOR, OIL PRESSURE	1	
4	36367-99J00	LABEL, WARNING	1	
5	37721-99J10	SWITCH ASSY, NEUTRAL	1	
6	37724-99J00	ROD, SW PUSH	1	
7	37726-99J10	BRACKET, NEUTRAL SW	1	
8	09137-04004	SCREW (4X16)	1	
9	33833-99J00	TUBE, SW LEAD (L:80)	1	
10	09407-14407	CLAMP (L:145)	1	

FIG.43

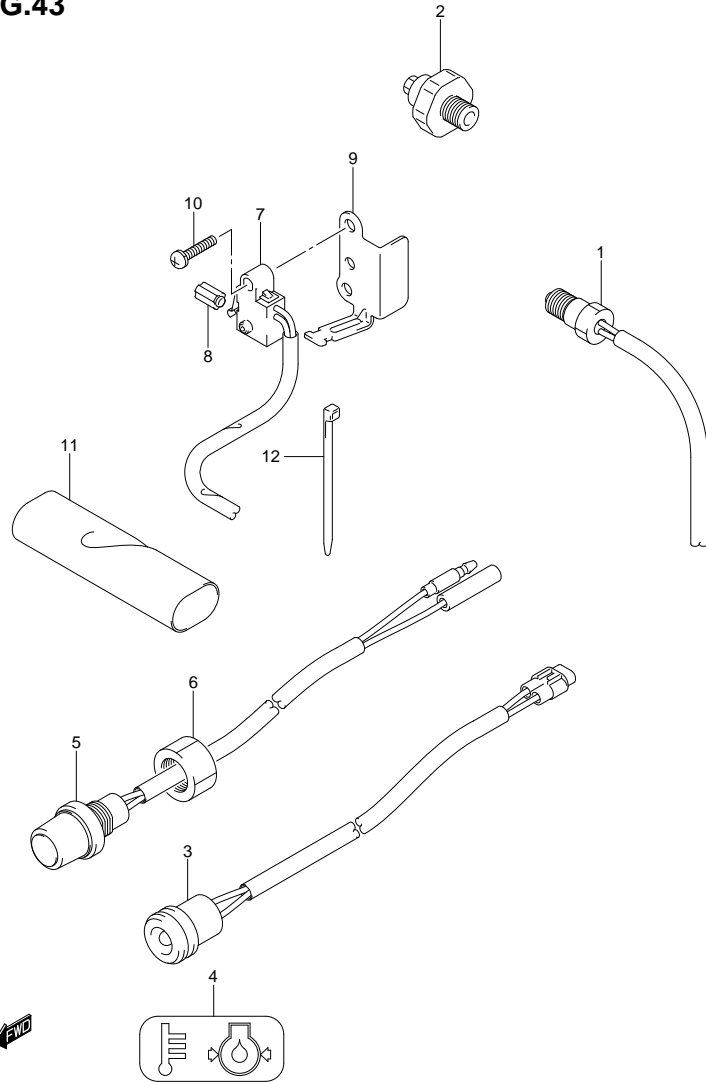


FIG.43 (1-E-6) SENSOR / SWITCH (DF15A P03)

REF NO.	PART NO.	DESCRIPTION	Q'TY	REMARKS
1	34830-87J20	SENSOR ASSY, TEMP	1	
2	37820-93E10	SWITCH ASSY, OIL PRESSURE	1	
3	36360-99J00	INDICATOR, OIL PRESSURE	1	
4	36367-99J00	LABEL, WARNING	1	
5	37161-89E13	SWITCH ASSY, STARTER MOTOR	1	W/ELECTRIC STARTER
6	09159-14014	NUT	1	W/ELECTRIC STARTER
7	37721-99J10	SWITCH ASSY, NEUTRAL	1	W/ELECTRIC STARTER
8	37724-99J00	ROD, SW PUSH	1	W/ELECTRIC STARTER
9	37726-99J10	BRACKET, NEUTRAL SW	1	W/ELECTRIC STARTER
10	09137-04004	SCREW (4X16)	1	W/ELECTRIC STARTER
11	33833-99J00	TUBE, SW LEAD (L:80)	1	
12	09407-14407	CLAMP (L:145)	1	

FIG.44

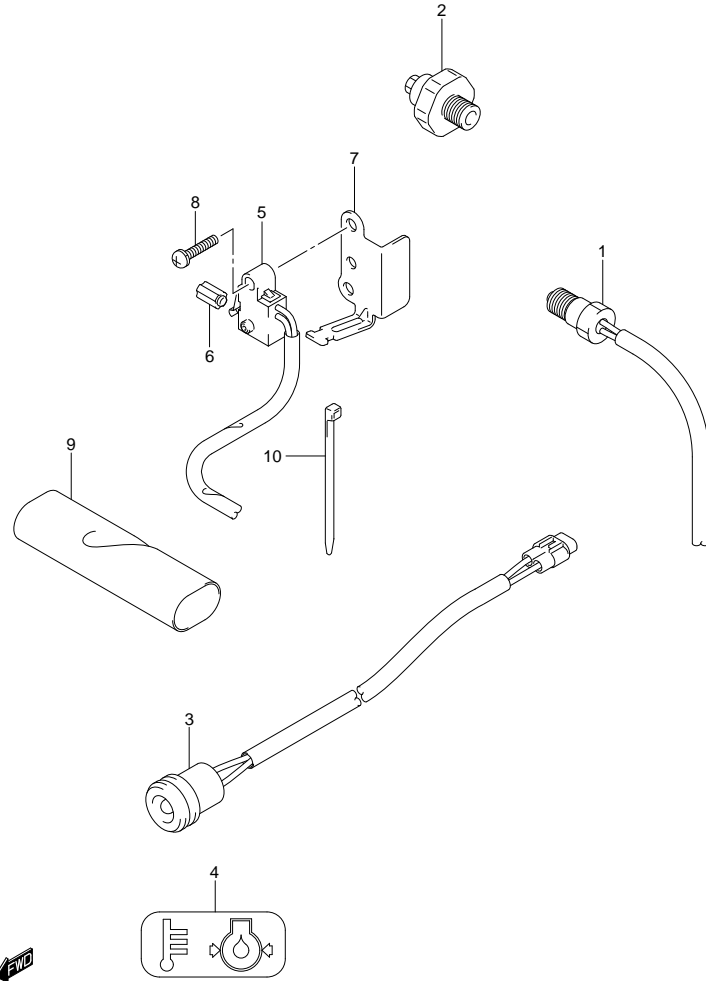


FIG.44 (1-E-7) SENSOR / SWITCH (DF15AR P03)

REF NO.	PART NO.	DESCRIPTION	Q'TY	REMARKS
1	34830-87J20	SENSOR ASSY, TEMP	1	
2	37820-93E10	SWITCH ASSY, OIL PRESSURE	1	
3	36360-99J10	INDICATOR, OIL PRESSURE	1	
4	36367-99J00	LABEL, WARNING	1	
5	37721-99J10	SWITCH ASSY, NEUTRAL	1	
6	37724-99J00	ROD, SW PUSH	1	
7	37726-99J10	BRACKET, NEUTRAL SW	1	
8	09137-04004	SCREW (4X16)	1	
9	33833-99J00	TUBE, SW LEAD (L:80)	1	
10	09407-14407	CLAMP (L:145)	1	

FIG.45

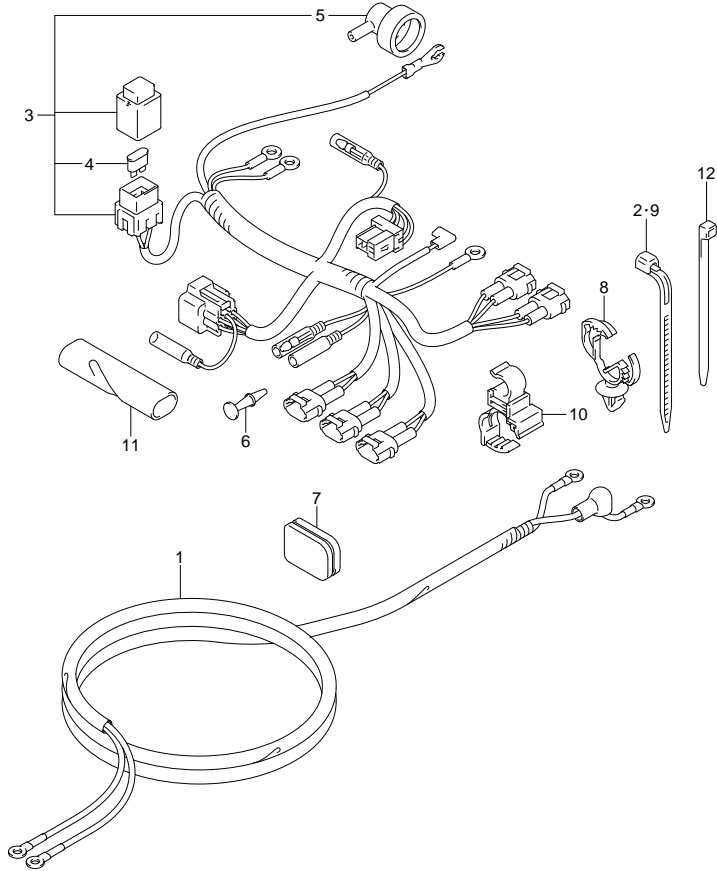


FIG.45 (1-E-8) HARNESS (DF8A P03)

REF NO.	PART NO.	DESCRIPTION	QTY	REMARKS
1	33810-99J00	CABLE, STARTER	1	W/ELECTRIC STARTER
2	09407-14403	CLAMP (L:125)	1	W/ELECTRIC STARTER
3-1	36610-99J00	HARNESS ASSY, WIRING	1	W/ELECTRIC STARTER
3-2	36610-99J10	HARNESS ASSY, WIRING	1	W/MANUAL STARTER
4	09481-20501	·FUZE (20A)	1	
5	36618-43410	·CAP, OIL PRESSURE SWITCH	1	
6-1	36615-96300	TERMINAL, RESIN	1	W/ELECTRIC SATRTER
6-2	36615-96300	TERMINAL, RESIN	3	W/MANUAL STARTER
7	36656-99J00	GROMMET, CABLE (PORT)	1	
8	09403-13311	CLAMP	1	
9	09407-14403	CLAMP (L:125)	1	
10	09408-00265	CLAMP	1	
11	33833-99J10	TUBE, HARNESS LEAD	1	W/ELECTRIC STARTER
12	09407-14407	CLAMP (L:145)	1	

FIG.46

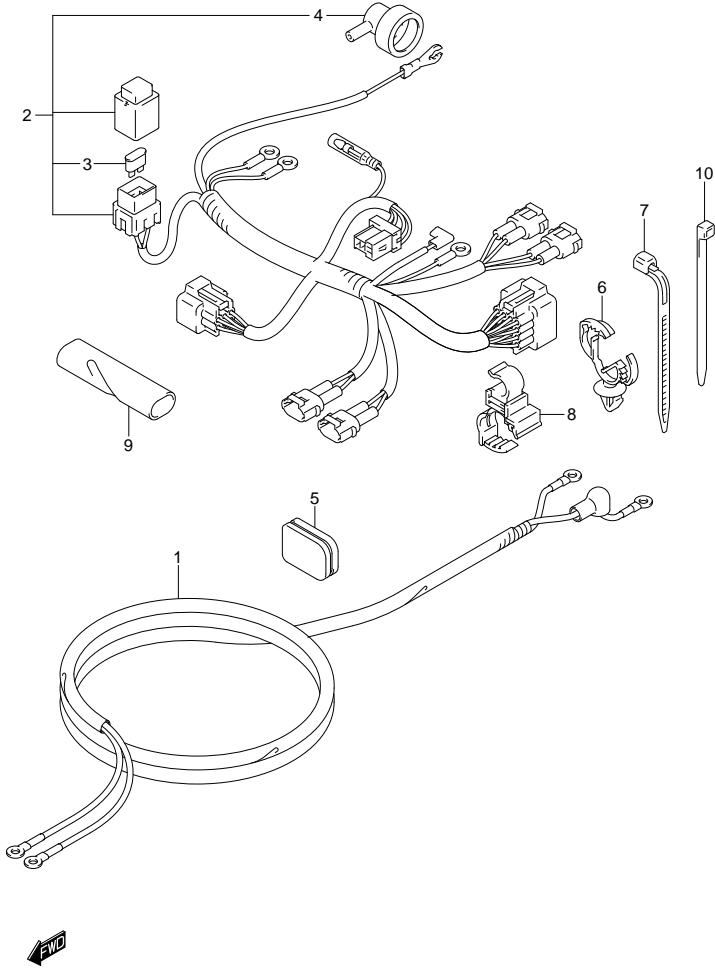


FIG.46 (1-E-9) HARNESS (DF8AR P03)

REF NO.	PART NO.	DESCRIPTION	Q'TY	REMARKS
1	33810-99J00	CABLE, STARTER	1	
2	36610-99J20	HARNESS ASSY, WIRING	1	
3	09481-20501	·FUSE (20A)	1	
4	36618-43410	·CAP. OIL PRESSURE SWITCH	1	
5	36656-99J10	GROMMET, CABLE (PORT)	1	
6	09403-13311	CLAMP	1	
7	09407-14403	CLAMP (L:125)	1	
8	09408-00265	CLAMP	1	
9	33833-99J10	TUBE, HARNESS LEAD	1	
10	09407-14407	CLAMP (L:145)	1	

FIG.47

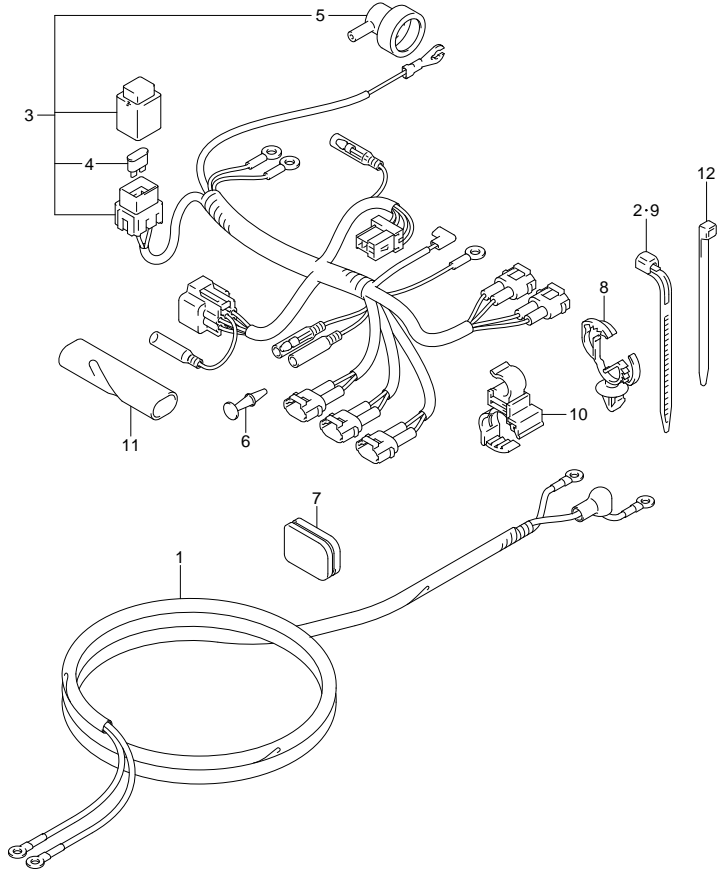


FIG.47 (1-E-10) HARNESS (DF15A P03)

REF NO.	PART NO.	DESCRIPTION	QTY	REMARKS
1	33810-99J00	CABLE, STARTER	1	W/ELECTRIC STARTER
2	09407-14403	CLAMP (L:125)	1	W/ELECTRIC STARTER
3-1	36610-99J00	HARNESS ASSY, WIRING	1	W/ELECTRIC STARTER
3-2	36610-99J10	HARNESS ASSY, WIRING	1	W/MANUAL STARTER
4	09481-20501	·FUZE (20A)	1	
5	36618-43410	·CAP, OIL PRESSURE SWITCH	1	
6-1	36615-96300	TERMINAL, RESIN	1	W/ELECTRIC SATRTER
6-2	36615-96300	TERMINAL, RESIN	3	W/MANUAL STARTER
7	36656-99J00	GROMMET, CABLE (PORT)	1	
8	09403-13311	CLAMP	1	
9	09407-14403	CLAMP (L:125)	1	
10	09408-00265	CLAMP	1	
11	33833-99J10	TUBE, HARNESS LEAD	1	W/ELECTRIC STARTER
12	09407-14407	CLAMP (L:145)	1	



FIG.48

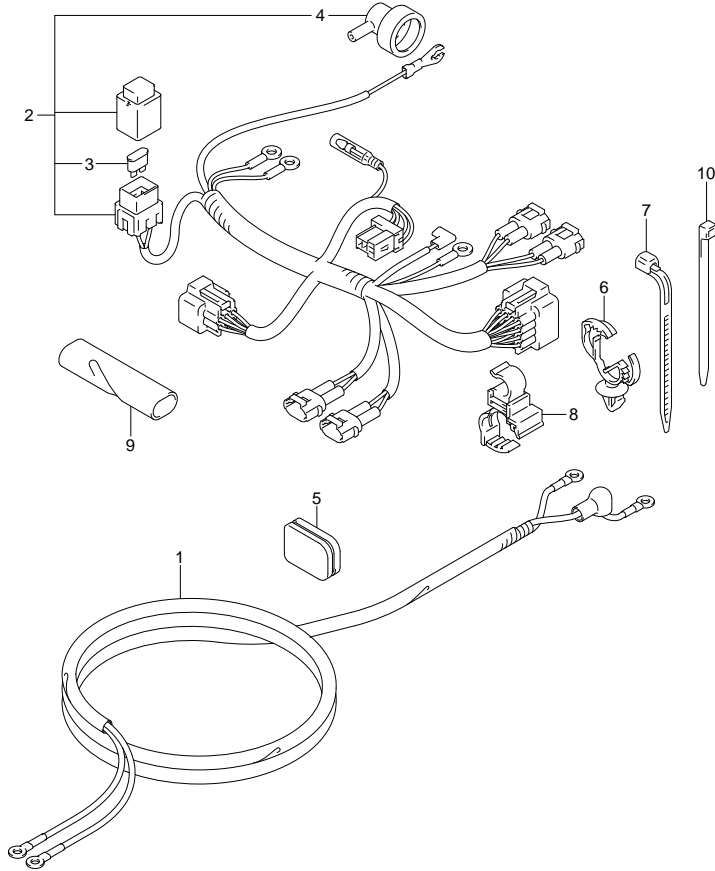


FIG.48 (1-E-11) HARNESS (DF15AR P03)

REF NO.	PART NO.	DESCRIPTION	Q'TY	REMARKS
1	33810-99J00	CABLE, STARTER	1	
2	36610-99J20	HARNESS ASSY, WIRING	1	
3	09481-20501	·FUSE (20A)	1	
4	36618-43410	·CAP. OIL PRESSURE SWITCH	1	
5	36656-99J10	GROMMET, CABLE (PORT)	1	
6	09403-13311	CLAMP	1	
7	09407-14403	CLAMP (L:125)	1	
8	09408-00265	CLAMP	1	
9	33833-99J10	TUBE, HARNESS LEAD	1	
10	09407-14407	CLAMP (L:145)	1	

FIG.49

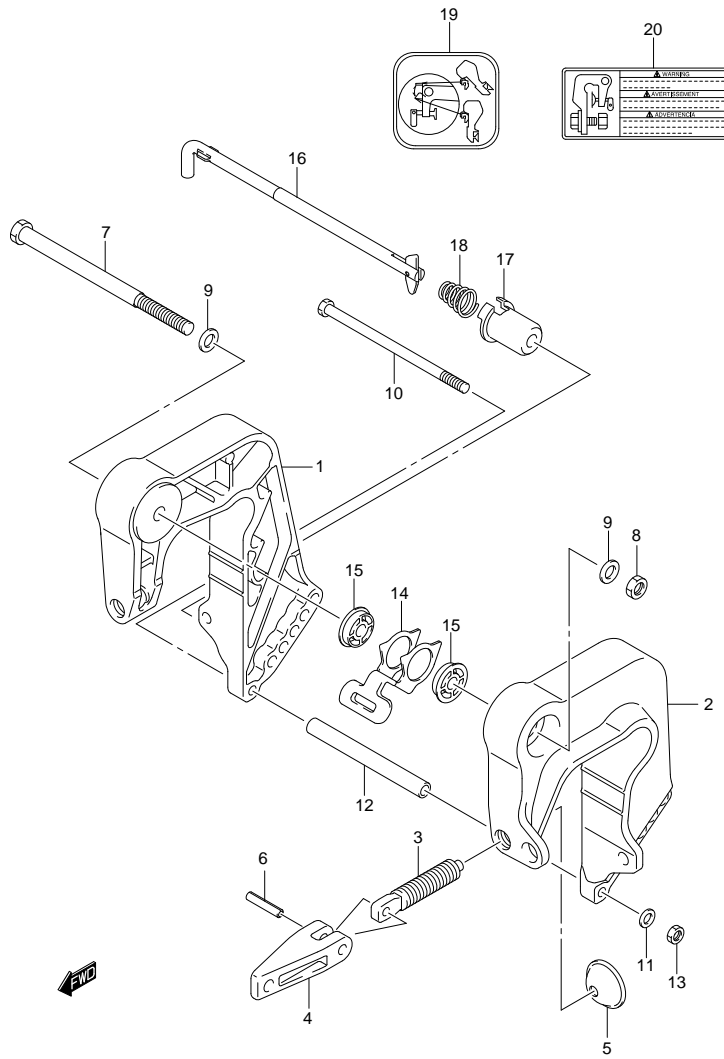


FIG.49 (1-E-12) CLAMP BRACKET (DF8A P03)

REF NO.	PART NO.	DESCRIPTION	Q'TY	REMARKS
1	41111-99J00-0EP	BRACKET, CLAMP STBD (BLACK)	1	
2	41121-99J00-0EP	BRACKET, CLAMP PORT (BLACK)	1	
3	41211-99JL0	SCREW, CLAMP	2	
4	41212-91J00	HANDLE, CLAMP	2	
5	41213-98100	PLATE, CLAMP	2	
6	09205-06007	SPRING PIN (6X25)	2	
7	09100-10312	BOLT (10X146)	1	
8	09159-10050	NUT	1	
9	09160-10082	WASHER (10.5X19X2)	2	
10	09100-06125	BOLT (6X140)	1	
11	09160-06082	WASHER (6.5X13X1.0)	1	
12	09180-06357	SPACER (6.5X10.5X104)	1	
13	29141-93J00	NUT, CLAMP BRKT LWR (M6)	1	
14	45261-94J00	LEVER, RELEASE	1	
15	09306-10023	BUSH	2	
16	45420-99J00	PIN, TILT LOCK	1	
17	45425-94J00	STOPPER, TILT LOCK PIN	1	
18	09441-17001	SPRING	1	
19	45269-94J20	MARK, REVERSE LOCK	1	
20	69911-91J00	MARK, CLAMP BRACKET	1	
21	41210-99JL1	SCREW SET, CLAMP	1	OPT NOT ILLUSTRATED

FIG.50

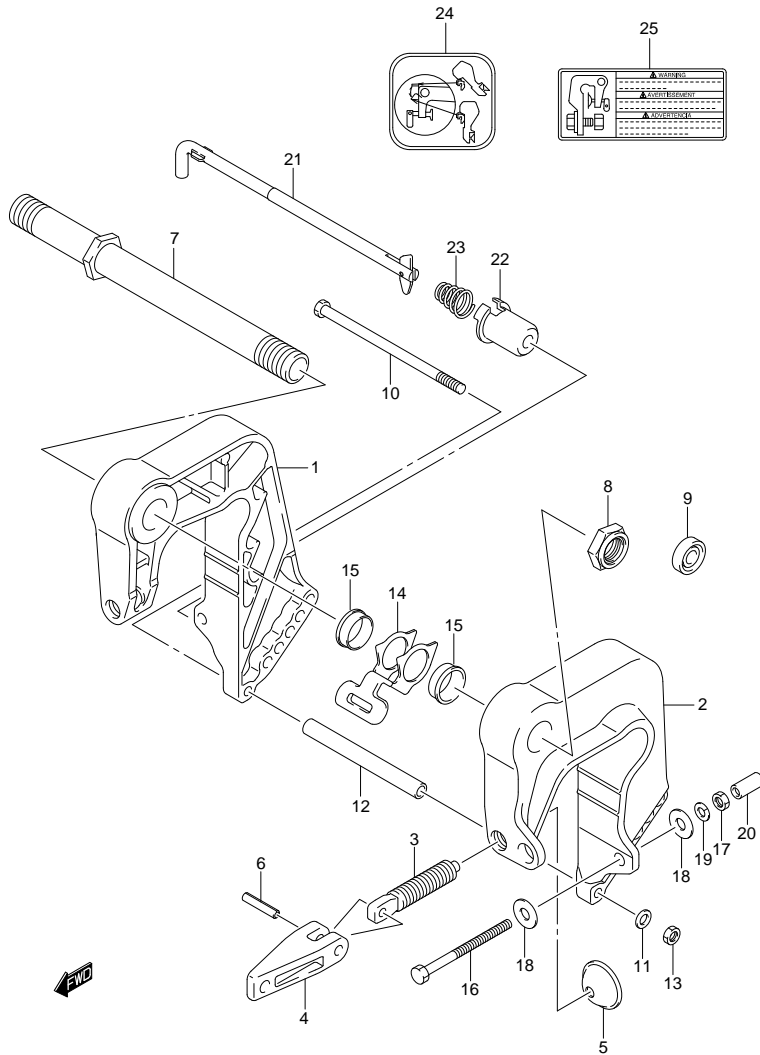


FIG.50 (1-E-13) CLAMP BRACKET (DF8AR P03)

REF NO.	PART NO.	DESCRIPTION	Q'TY	REMARKS
1	41111-94J20-0EP	BRACKET, CLAMP STBD (BLACK)	1	
2	41121-94J20-0EP	BRACKET, CLAMP PORT (BLACK)	1	
3	41211-99JL0	SCREW, CLAMP	2	
4	41212-91J00	HANDLE, CLAMP	2	
5	41213-98100	PLATE, CLAMP	2	
6	09205-06007	SPRING PIN (6X25)	2	
7	41130-93E02	SHAFT, CLAMP BRKT	1	
8	09159-22006	NUT	1	
9	41161-94400	SEAL, STEERING CABLE	1	
10	09100-06125	BOLT (6X140)	1	
11	09160-06082	WASHER (6.5X13X1.0)	1	
12	09180-06357	SPACER (6.5X10.5X104)	1	
13	29141-93J00	NUT, CLAMP BRKT LWR (M6)	1	
14	45261-94J00	LEVER, RELEASE	1	
15	09306-22006	BUSH	2	
16	09100-08239	BOLT (8X90)	2	
17	09140-08023-XC0	NUT	2	
18	09160-08081	WASHER (8.5X23X1.5)	4	
19	29162-93J10	WASHER, TRANSOM BOLT LOCK	2	
20	41153-96300	CAP, TRANSOM BOLT	2	
21	45420-99J00	PIN, TILT LOCK	1	
22	45425-94J00	STOPPER, TILT LOCK PIN	1	
23	09441-17001	SPRING	1	
24	45269-94J20	MARK, REVERSE LOCK	1	
25	69911-91J00	MARK, CLAMP BRACKET	1	
26	41210-99JL1	SCREW SET, CLAMP	1	

OPT
NOT ILLUSTRATED

FIG.51

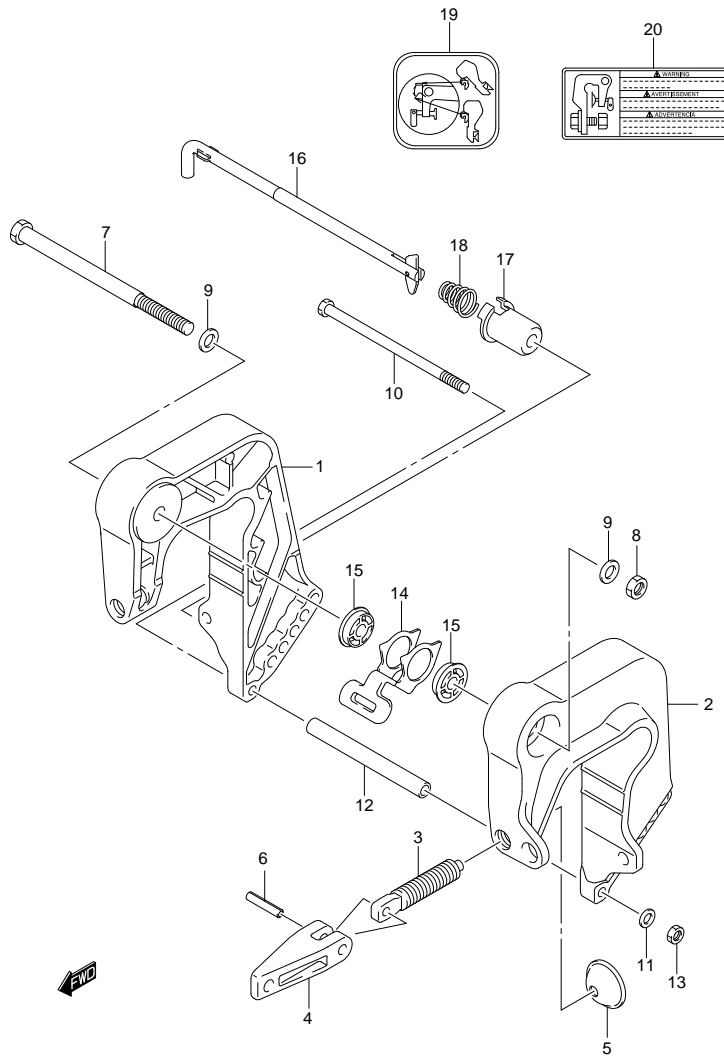


FIG.51 (1-E-14) CLAMP BRACKET (DF15A P03)

REF NO.	PART NO.	DESCRIPTION	Q'TY	REMARKS
1	41111-99J00-0EP	BRACKET, CLAMP STBD (BLACK)	1	
2	41121-99J00-0EP	BRACKET, CLAMP PORT (BLACK)	1	
3	41211-99JL0	SCREW, CLAMP	2	
4	41212-91J00	HANDLE, CLAMP	2	
5	41213-98100	PLATE, CLAMP	2	
6	09205-06007	SPRING PIN (6X25)	2	
7	09100-10312	BOLT (10X146)	1	
8	09159-10050	NUT	1	
9	09160-10082	WASHER (10.5X19X2)	2	
10	09100-06125	BOLT (6X140)	1	
11	09160-06082	WASHER (6.5X13X1.0)	1	
12	09180-06357	SPACER (6.5X10.5X104)	1	
13	29141-93J00	NUT, CLAMP BRKT LWR (M6)	1	
14	45261-94J00	LEVER, RELEASE	1	
15	09306-10023	BUSH	2	
16	45420-99J00	PIN, TILT LOCK	1	
17	45425-94J00	STOPPER, TILT LOCK PIN	1	
18	09441-17001	SPRING	1	
19	45269-94J20	MARK, REVERSE LOCK	1	
20	69911-91J00	MARK, CLAMP BRACKET	1	
21	41210-99JL1	SCREW SET, CLAMP	1	OPT NOT ILLUSTRATED

FIG.52

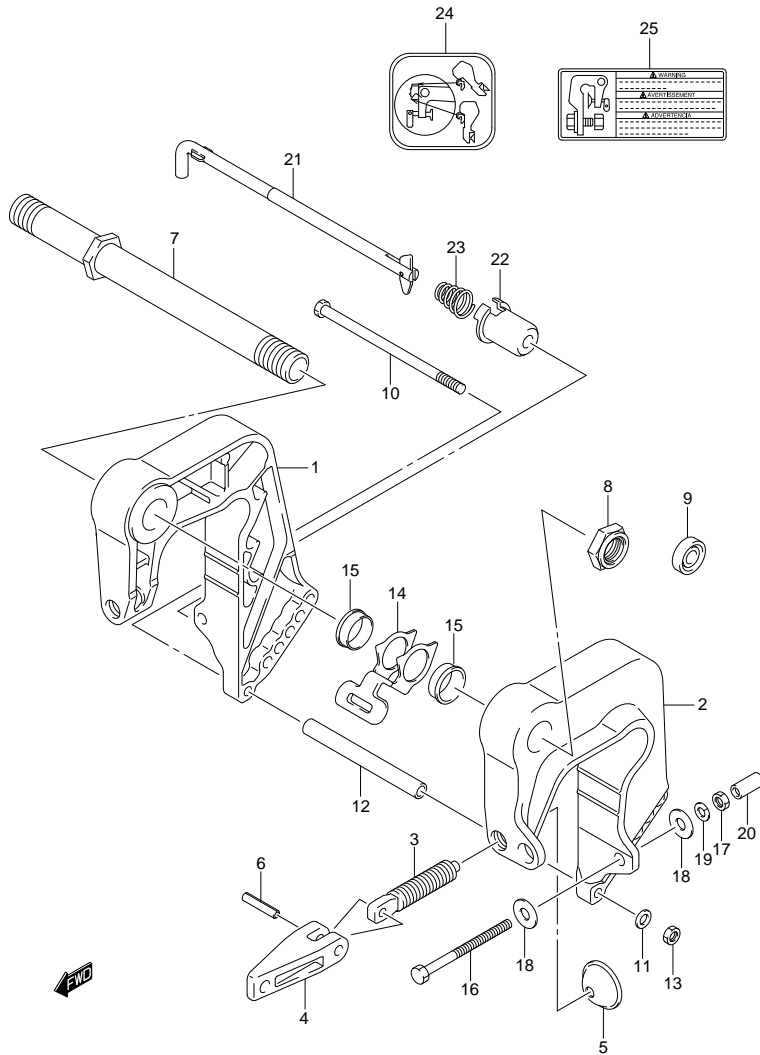
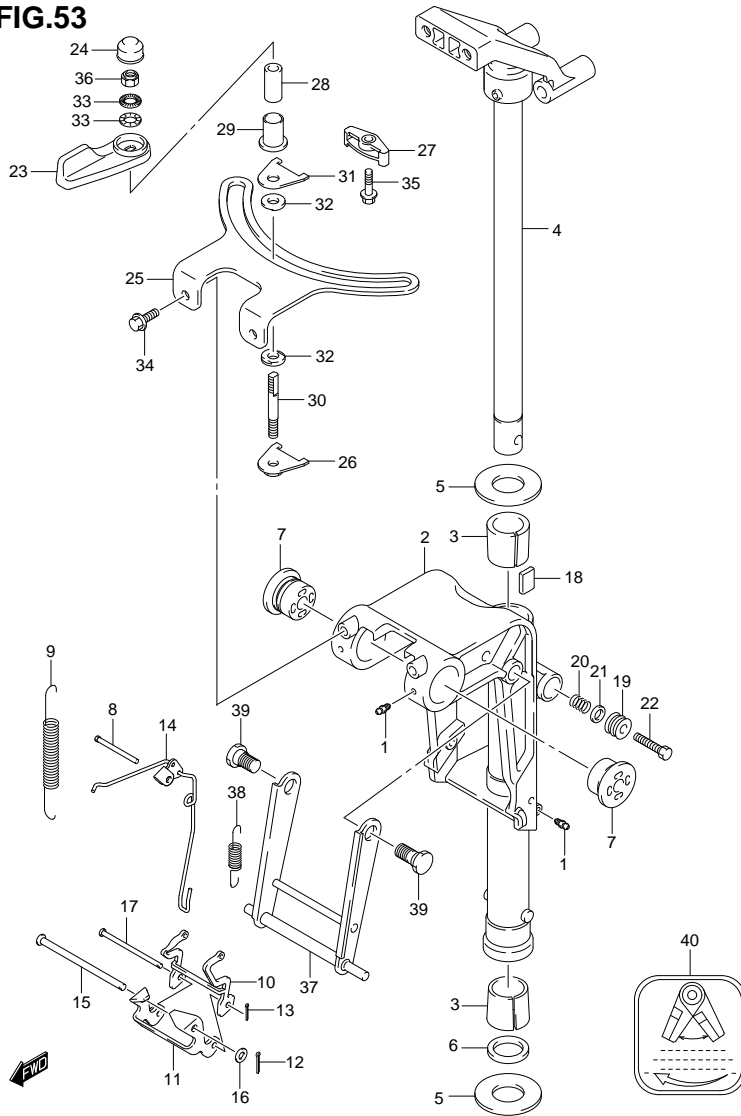


FIG.52 (1-E-15) CLAMP BRACKET (DF15AR P03)

REF NO.	PART NO.	DESCRIPTION	QTY	REMARKS
1	41111-94J20-0EP	BRACKET, CLAMP STBD (BLACK)	1	
2	41121-94J20-0EP	BRACKET, CLAMP PORT (BLACK)	1	
3	41211-99JL0	SCREW, CLAMP	2	
4	41212-91J00	HANDLE, CLAMP	2	
5	41213-98100	PLATE, CLAMP	2	
6	09205-06007	SPRING PIN (6X25)	2	
7	41130-93E02	SHAFT, CLAMP BRKT	1	
8	09159-22006	NUT	1	
9	41161-94400	SEAL, STEERING CABLE	1	
10	09100-06125	BOLT (6X140)	1	
11	09160-06082	WASHER (6.5X13X1.0)	1	
12	09180-06357	SPACER (6.5X10.5X104)	1	
13	29141-93J00	NUT, CLAMP BRKT LWR (M6)	1	
14	45261-94J00	LEVER, RELEASE	1	
15	09306-22006	BUSH	2	
16	09100-08239	BOLT (8X90)	2	
17	09140-08023-XC0	NUT	2	
18	09160-08081	WASHER (8.5X23X1.5)	4	
19	29162-93J10	WASHER, TRANSOM BOLT LOCK	2	
20	41153-96300	CAP, TRANSOM BOLT	2	
21	45420-99J00	PIN, TILT LOCK	1	
22	45425-94J00	STOPPER, TILT LOCK PIN	1	
23	09441-17001	SPRING	1	
24	45269-94J20	MARK, REVERSE LOCK	1	
25	69911-91J00	MARK, CLAMP BRACKET	1	
26	41210-99JL1	SCREW SET, CLAMP	1	

OPT
NOT ILLUSTRATED

FIG.53



DF8A 9.9A P03 012_053
SWIVEL BRACKET

FIG.53 (1-F-2) SWIVEL BRACKET (DF8A P03)

REF NO.	PART NO.	DESCRIPTION	QTY	REMARKS
1	22511-99011	NIPPLE	3	
2-1	43111-99J00-0EP	BRACKET, SWIVEL (S) (BLACK)	1	W/TRANSOM(S)
2-2	43111-99J10-0EP	BRACKET, SWIVEL (L) (BLACK)	1	W/TRANSOM(L)
3	43711-99J00	BUSH, STEERING	2	
4-1	43750-99J20-0EP	BRACKET, STEERING (S) (BLACK)	1	W/TRANSOM(S)
4-2	43750-99J30-0EP	BRACKET, STEERING (L) (BLACK)	1	W/TRANSOM(L)
5	09160-27009	WASHER (27.5X47X2)	2	
6	09282-27002	OIL SEAL (26X39X5)	2	
7	43211-99J00	BUSH, SWIVEL BRACKET	1	
8	41225-94502	PIN, RELEASE ARM	1	
9	45212-99J10	SPRING, REVERSE LOCK ARM	2	
10	45231-99J10	ARM, REVERSE LOCK	1	
11	45241-99JL1	LINK, REVERSE LOCK ARM	1	
12	09204-01002	PIN	1	
13	45247-99J00	PIN, REV LOCK ARM COTTER	1	
14	45250-94J00	LINK, RELEASE	1	
15	09200-06061	PIN	1	
16	09160-06082	WASHER (6.5X13X1.0)	1	
17	09200-05014	PIN	1	
18	43411-939L0	PLATE, STRG ADJUSTER	1	
19	43412-93900	COVER, STRG ADJUSTER	1	
20	29440-93J00	SPRING, STRG ADJUSTER	1	
21	09160-08082	WASHER (8.5X16X1.2)	1	
22	09100-08232	BOLT (8X30)	1	
23	43410-99J00	LEVER, STRG ADJ	1	
24	43412-99J00	COVER, STRG ADJ	1	
25	43415-99J00	PLATE, STRG ADJ	1	
26	43420-99J10	PLATE, ADJ FRICTION	1	
27	43424-99J00	HOLDER, ADJ NUT	1	
28	43427-99J00	SPACER, ADJ NUT	1	
29	43428-99J00	BUSH, ADJ NUT	1	
30	43512-99J00	SHAFT, ADJ THREAD	1	
31	43514-94J00	PLATE, ADJ FRICTION	1	

DF8A/9.9A P03 012

FIG.53

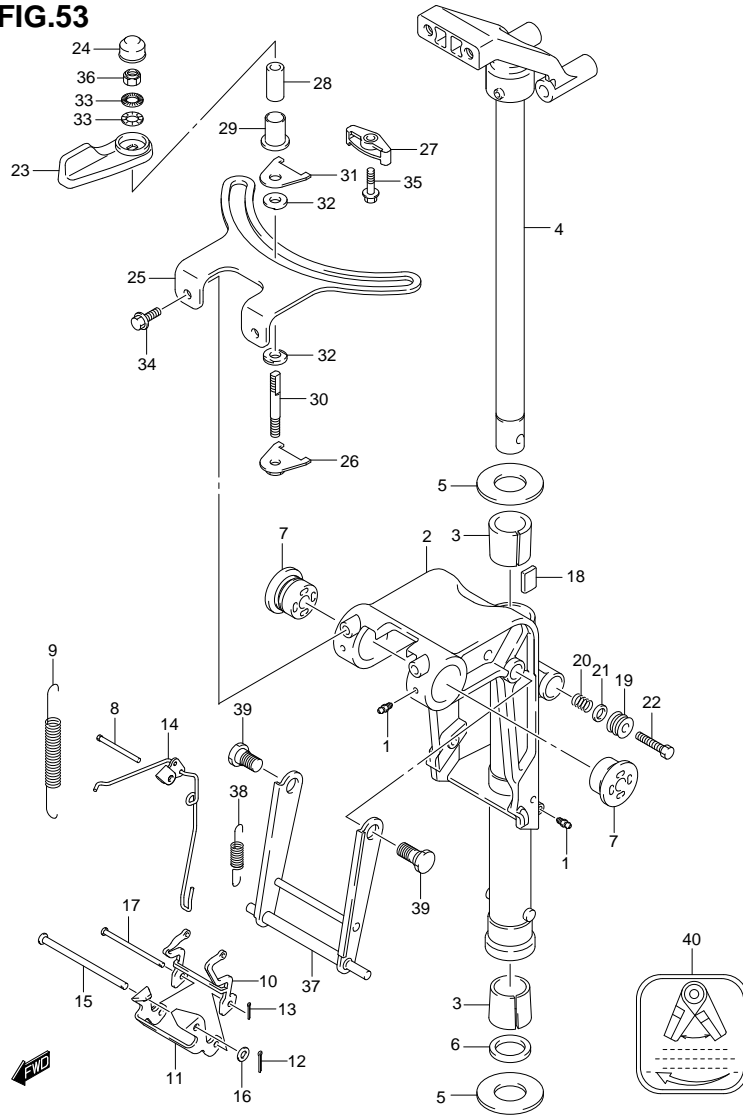


FIG.53 (1-F-3) SWIVEL BRACKET (DF8A P03)

REF NO.	PART NO.	DESCRIPTION	QTY	REMARKS
32	43514-99J00	WASHER, ADJ FRICTION PLATE	2	
33	43516-89J00	WASHER, STRG ADJ	2	
34	09116-06094	BOLT (6X15)	2	
35	09116-06121	BOLT (6X25)	1	
36	09159-08059	NUT	1	
37	45710-99JL0	ARM, SHALLOW DRIVE	1	
38	45722-94J11	SPRING, ARM	1	
39	09111-10032	BOLT (10X20.4)	2	
40	45269-99J00	MARK, STRG ADJ	1	

FIG.54

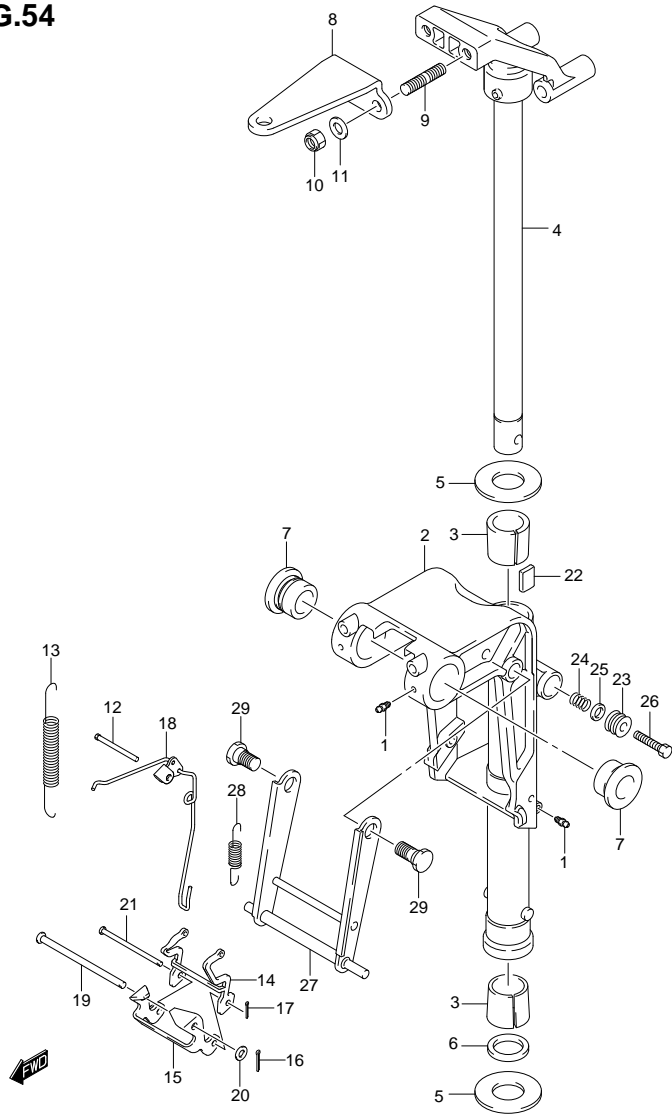
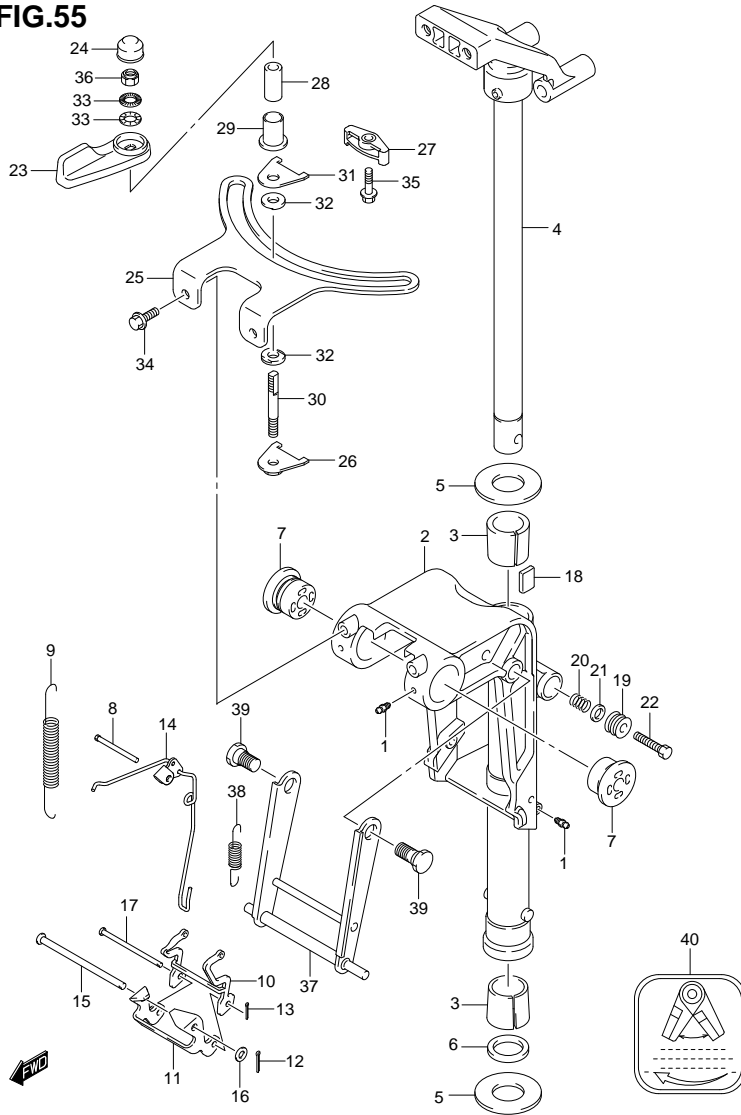


FIG.54 (1-F-4) SWIVEL BRACKET (DF8AR P03)

REF NO.	PART NO.	DESCRIPTION	QTY	REMARKS
1	22511-99011	NIPPLE	3	
2-1	43111-99J00-0EP	BRACKET, SWIVEL (S) (BLACK)	1	W/TRANSOM(S)
2-2	43111-99J10-0EP	BRACKET, SWIVEL (L) (BLACK)	1	W/TRANSOM(L)
3	43711-99J00	BUSH, STEERING	2	
4-1	43750-99J20-0EP	BRACKET, STEERING (S) (BLACK)	1	W/TRANSOM(S)
4-2	43750-99J30-0EP	BRACKET, STEERING (L) (BLACK)	1	W/TRANSOM(L)
5	09160-27009	WASHER (27.5X47X2)	2	
6	09282-27002	OIL SEAL (26X39X5)	2	
7	43211-87JL0	BUSH, SWIVEL BRACKET	1	
8	43755-99J00	ATTACHMENT, STRG BRKT	1	
9	09108-08286	STUD BOLT	2	
10	09159-08059	NUT	2	
11	09160-08082	WASHER (8.5X16X1.2)	2	
12	41225-94502	PIN, RELEASE ARM	1	
13	45212-99J10	SPRING, REVERSE LOCK ARM	2	
14	45231-99J10	ARM, REVERSE LOCK	1	
15	45241-99JL1	LINK, REVERSE LOCK ARM	1	
16	09204-01002	PIN	1	
17	45247-99J00	PIN, REV LOCK ARM COTTER	1	
18	45250-94J00	LINK, RELEASE	1	
19	09200-06061	PIN	1	
20	09160-06082	WASHER (6.5X13X1.0)	1	
21	09200-05014	PIN	1	
22	43411-939L0	PLATE, STRG ADJUSTER	1	
23	43412-93900	COVER, STRG ADJUSTER	1	
24	29440-93J00	SPRING, STRG ADJUSTER	1	
25	09160-08082	WASHER (8.5X16X1.2)	1	
26	09100-08232	BOLT (8X30)	1	
27	45710-99JL0	ARM, SHALLOW DRIVE	1	
28	45722-94J11	SPRING, ARM	1	
29	09111-10032	BOLT (10X20.4)	2	

FIG.55



DF8A 9.9A P03 012_055
SWIVEL BRACKET

FIG.55 (1-F-5) SWIVEL BRACKET (DF15A P03)

REF NO.	PART NO.	DESCRIPTION	QTY	REMARKS
1	22511-99011	NIPPLE	3	
2-1	43111-99J00-0EP	BRACKET, SWIVEL (S) (BLACK)	1	W/TRANSOM(S)
2-2	43111-99J10-0EP	BRACKET, SWIVEL (L) (BLACK)	1	W/TRANSOM(L)
3	43711-99J00	BUSH, STEERING	2	
4-1	43750-99J20-0EP	BRACKET, STEERING (S) (BLACK)	1	W/TRANSOM(S)
4-2	43750-99J30-0EP	BRACKET, STEERING (L) (BLACK)	1	W/TRANSOM(L)
5	09160-27009	WASHER (27.5X47X2)	2	
6	09282-27002	OIL SEAL (26X39X5)	2	
7	43211-99J00	BUSH, SWIVEL BRACKET	1	
8	41225-94502	PIN, RELEASE ARM	1	
9	45212-99J10	SPRING, REVERSE LOCK ARM	2	
10	45231-99J10	ARM, REVERSE LOCK	1	
11	45241-99JL1	LINK, REVERSE LOCK ARM	1	
12	09204-01002	PIN	1	
13	45247-99J00	PIN, REV LOCK ARM COTTER	1	
14	45250-94J00	LINK, RELEASE	1	
15	09200-06061	PIN	1	
16	09160-06082	WASHER (6.5X13X1.0)	1	
17	09200-05014	PIN	1	
18	43411-939L0	PLATE, STRG ADJUSTER	1	
19	43412-93900	COVER, STRG ADJUSTER	1	
20	29440-93J00	SPRING, STRG ADJUSTER	1	
21	09160-08082	WASHER (8.5X16X1.2)	1	
22	09100-08232	BOLT (8X30)	1	
23	43410-99J00	LEVER, STRG ADJ	1	
24	43412-99J00	COVER, STRG ADJ	1	
25	43415-99J00	PLATE, STRG ADJ	1	
26	43420-99J10	PLATE, ADJ FRICTION	1	
27	43424-99J00	HOLDER, ADJ NUT	1	
28	43427-99J00	SPACER, ADJ NUT	1	
29	43428-99J00	BUSH, ADJ NUT	1	
30	43512-99J00	SHAFT, ADJ THREAD	1	
31	43514-94J00	PLATE, ADJ FRICTION	1	

DF8A/9.9A P03 012

FIG.56

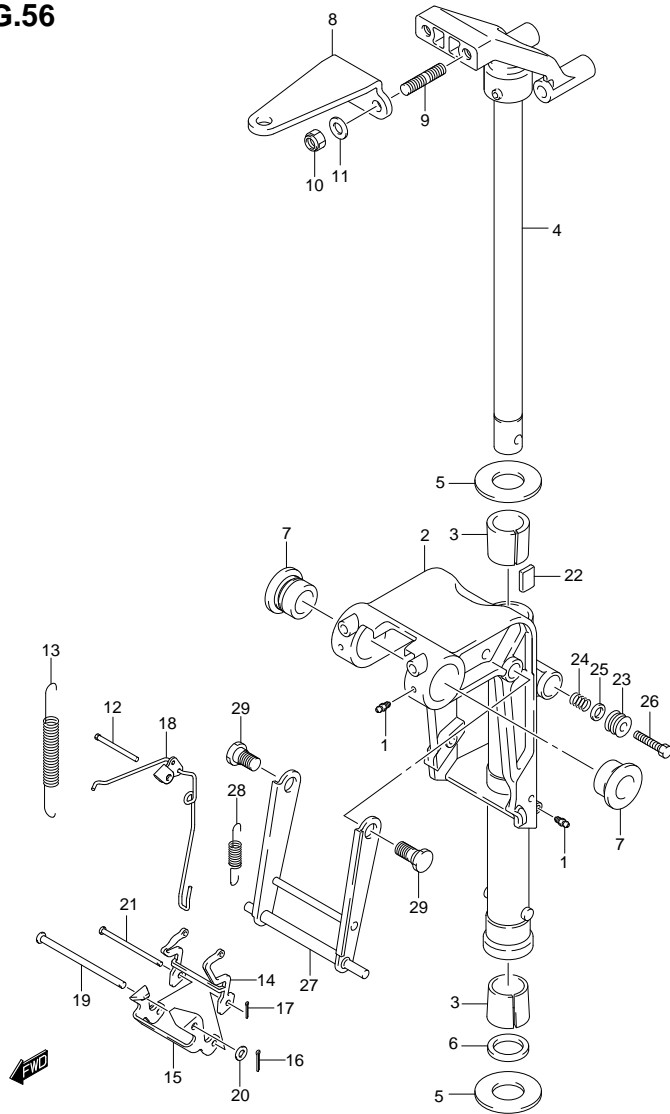


FIG.56 (1-F-7) SWIVEL BRACKET (DF15AR P03)

REF NO.	PART NO.	DESCRIPTION	QTY	REMARKS
1	22511-99011	NIPPLE	3	
2-1	43111-99J00-0EP	BRACKET, SWIVEL (S) (BLACK)	1	W/TRANSOM(S)
2-2	43111-99J10-0EP	BRACKET, SWIVEL (L) (BLACK)	1	W/TRANSOM(L)
3	43711-99J00	BUSH, STEERING	2	
4-1	43750-99J20-0EP	BRACKET, STEERING (S) (BLACK)	1	W/TRANSOM(S)
4-2	43750-99J30-0EP	BRACKET, STEERING (L) (BLACK)	1	W/TRANSOM(L)
5	09160-27009	WASHER (27.5X47X2)	2	
6	09282-27002	OIL SEAL (26X39X5)	1	
7	43211-87JL0	BUSH, SWIVEL BRACKET	2	
8	43755-99J00	ATTACHMENT, STRG BRKT	1	
9	09108-08286	STUD BOLT	2	
10	09159-08059	NUT	2	
11	09160-08082	WASHER (8.5X16X1.2)	2	
12	41225-94502	PIN, RELEASE ARM	1	
13	45212-99J10	SPRING, REVERSE LOCK ARM	2	
14	45231-99J10	ARM, REVERSE LOCK	1	
15	45241-99JL1	LINK, REVERSE LOCK ARM	1	
16	09204-01002	PIN	1	
17	45247-99J00	PIN, REV LOCK ARM COTTER	1	
18	45250-94J00	LINK, RELEASE	1	
19	09200-06061	PIN	1	
20	09160-06082	WASHER (6.5X13X1.0)	1	
21	09200-05014	PIN	1	
22	43411-939L0	PLATE, STRG ADJUSTER	1	
23	43412-93900	COVER, STRG ADJUSTER	1	
24	29440-93J00	SPRING, STRG ADJUSTER	1	
25	09160-08082	WASHER (8.5X16X1.2)	1	
26	09100-08232	BOLT (8X30)	1	
27	45710-99JL0	ARM, SHALLOW DRIVE	1	
28	45722-94J11	SPRING, ARM	1	
29	09111-10032	BOLT (10X20.4)	2	

FIG.57

FIG.57 (1-F-8) ENGINE HOLDER

REF NO.	PART NO.	DESCRIPTION	QTY	REMARKS
1	51110-99J00	HOLDER, ENGINE	1	
2	51211-99J00	GASKET, ENGINE HOLDER	1	
3	09116-08122	BOLT (8X30)	2	
4	09202-06023	PIN	2	
5	09282-12017	OIL SEAL (11X24X4.5)	1	
6	16515-99J00	HOSE, OIL	1	
7	09401-15404	CLIP	1	
8	54112-99J00	BOLT, UPR MOUNT (L:123)	2	
9	54113-99J00	WASHER, UPR MOUNT BOLT	2	
10	54120-99J00	MOUNT, UPR THRUST	1	
11	54122-99J00	SPACER, UPR MOUNT (10.2X16X15)	2	
12	54125-99J00	STOPPER, UPR REVERSE THRUST	2	
13	54126-99JL0	STOPPER, UPR THRUST	1	
14	54130-99J00	MOUNT, UPPER	2	
15	54148-99J00	COVER, UPR MOUNT	2	
16	09116-08137	BOLT (8X22)	4	
17	09140-10031	NUT	2	

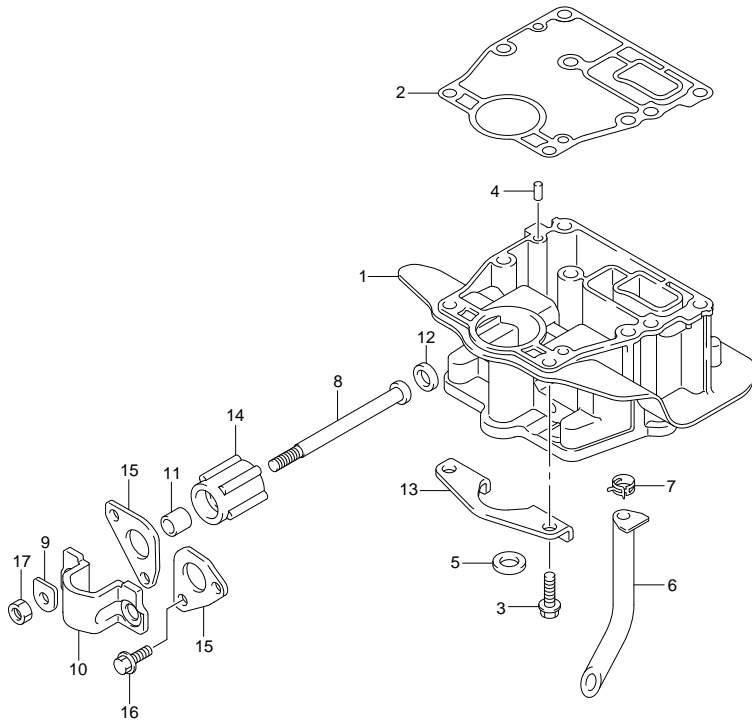


FIG.58

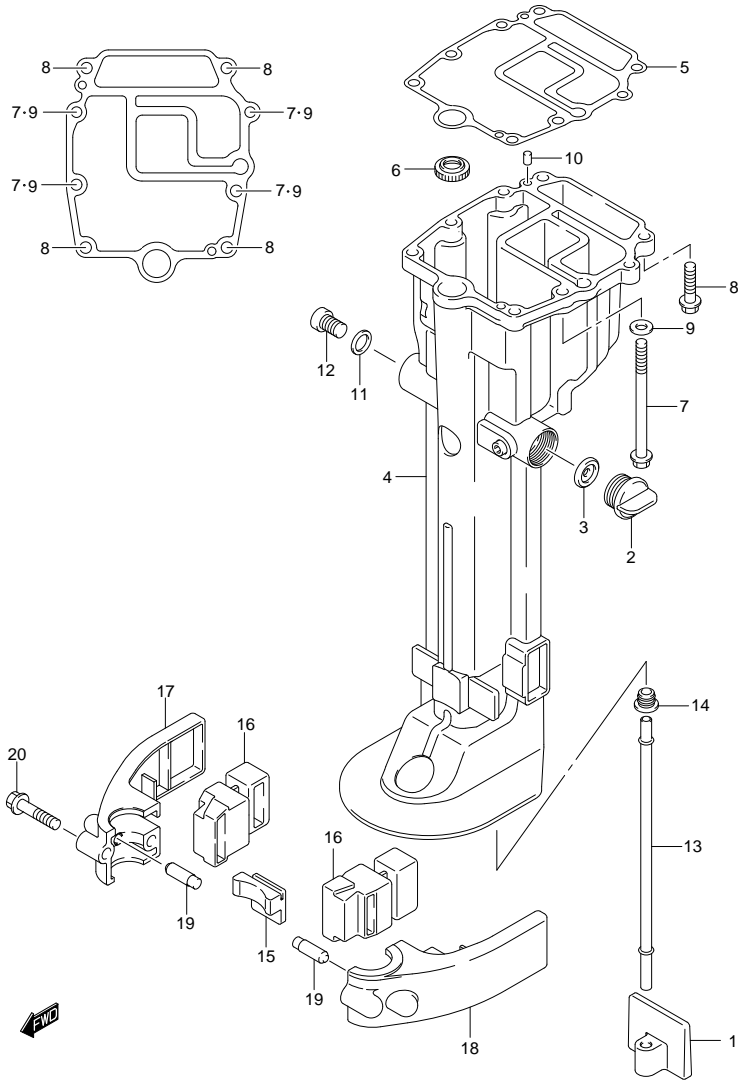


FIG.58 (1-F-9) DRIVE SHAFT HOUSING

REF NO.	PART NO.	DESCRIPTION	Q'TY	REMARKS
1	17565-99J00	GUIDE, WATER TUBE	1	
2	17913-93J00	PLUG, WATER	1	
3	17914-93J00	GASKET, WATER PLUG	1	
4-1	52110-99J00-0EP	HOUSING, DRIVE SHAFT (S) (BLACK)	1	W/TRANSOM(S)
4-2	52110-99J10-0EP	HOUSING, DRIVE SHAFT (L) (BLACK)	1	W/TRANSOM(L)
5	52113-99J00	GASKET, DRIVE SHAFT HSG	1	
6	57135-99J00	GUIDE, DRIVE SHAFT	1	
7	09100-08228	BOLT (8X105)	4	
8	09116-08122	BOLT (8X30)	4	
9	09160-08082	WASHER (8.5X16X1.2)	4	
10	09202-06023	PIN	2	
11	09168-12017	GASKET (12X17X1)	1	
12	09248-12009	PLUG	1	
13-1	17561-99J00	TUBE, WATER (S)	1	W/TRANSOM(S)
13-2	17561-99J10	TUBE, WATER (L)	1	W/TRANSOM(L)
14	17563-94J00	GROMMET, WATER TUBE	1	
15	54151-99J00	MOUNT, LWR THRUST	1	
16	54167-99J00	MOUNT, LWR SIDE	2	
17	54211-99J00-0EP	COVER, LWR MOUNT STBD (BLACK)	1	
18	54221-99J00-0EP	COVER, LWR MOUNT PORT (BLACK)	1	
19	54213-93901	PIN, KNOCK	2	
20	09116-08138	BOLT (8X40)	2	

FIG.59

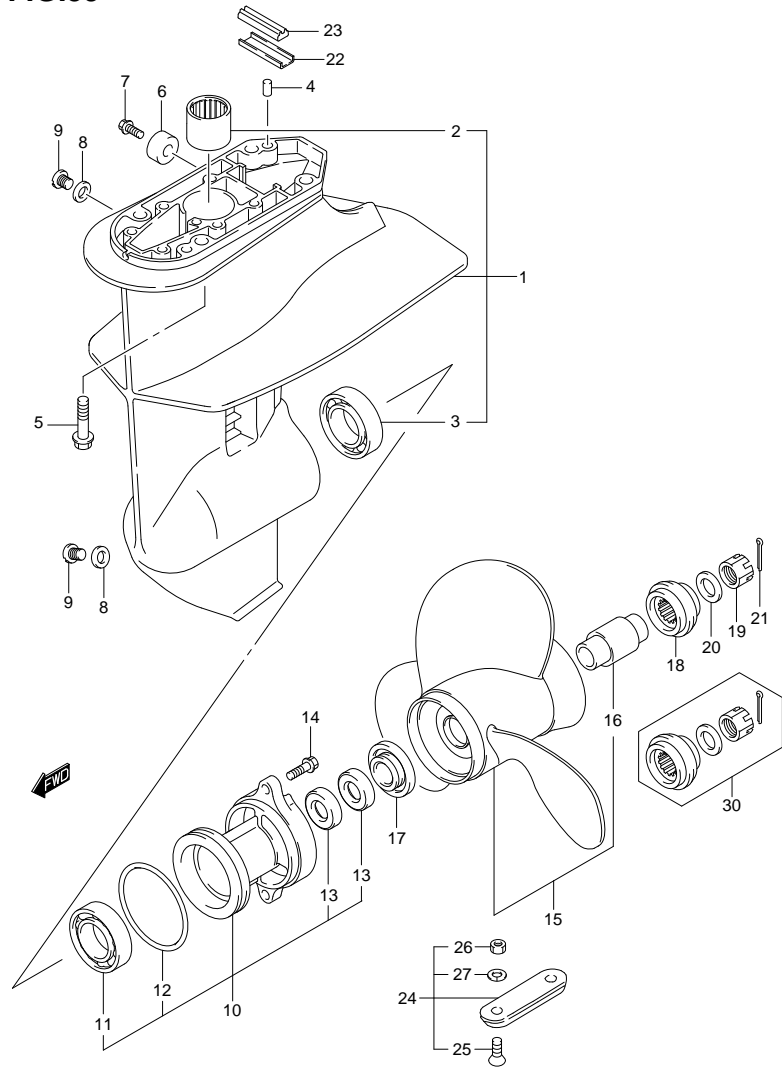


FIG.59 (1-F-11) GEAR CASE

REF NO.	PART NO.	DESCRIPTION	QTY	REMARKS
25	09126-06006	·SCREW (6X20)	2	OPT
26	29141-93J00	·NUT	2	OPT
27	29162-93J00	·WASHER	2	OPT
28	17917-87L00	CONNECTOR, FLUSH WATER	1	OPT
29	55321-87J10	ANODE (MAGNESIUM)	1	NOT ILLUSTRATED
30	57630-99J00	NUT KIT, PROPELLER	1	NOT ILLUSTRATED

FIG.60

FIG.60 (1-F-12) SIDE COVER (DF8A P03)

REF NO.	PART NO.	DESCRIPTION	Q'TY	REMARKS
1	61810-99J00-0EP	COVER, SIDE STBD (BLACK)	1	
2	61155-94500	TUBE, WATER INSP	1	
3	61821-99J00-0EP	COVER, SIDE PORT (BLACK)	1	
4	61815-99J00	SCREW, SIDE COVER (6X35)	8	
5	61112-99J00	RUBBER, SIDE COVER	1	
6	61134-99JL0	SEAL, SIDE COVER	1	
7	61157-99J00	HOSE, WATER INSPECTION	1	
8	09401-08413	CLIP	2	
9	09403-12316	CLAMP	1	
10	61851-93E10	PROTECTOR, SIDE COVER	2	
11	59139-94J00	SCREW, PROTECTOR	4	
12	61831-99J00-0EP	PANEL, INSTRUMENT (BLACK)	1	
13	09116-06133	BOLT (6X25)	2	
14	09169-06075	WASHER	2	
15	09320-09039	CUSHION	2	
16	09148-06017	NUT	2	
17	02142-06167	SCREW	2	
18	61412-99J00	HOOK, FRONT PANEL	1	
19	61643-99J00	SCREW, HOOK	2	
20	09160-05029	WASHER (5.5X12X0.8)	2	
21	61610-93901	FASTENER	1	
22	61616-93EL0	PIN, LEVER	1	
23	61642-99J00	HOLDER, FASTENER LEVER	1	
24	09161-04012	WASHER (4.2X11X1)	1	
25	09385-04003	CLIP	1	
26	29103-93J00	BOLT, HOLDER (6X12)	1	
27	08310-00067	NUT	1	
28	09160-06082	WASHER (6.5X13X1.0)	1	
29	61124-99J00	GROMMET, CABLE (STBD)	1	
30	61151-99J00	CUSHION, SIDE COVER HOLDER	1	
31	61827-99J00	HOLDER, SIDE COVER	1	W/MANUAL STARTER
32	02142-06167	SCREW	1	W/MANUAL STARTER
33	61813-99J00	CUSHION, SIDE COVER	1	

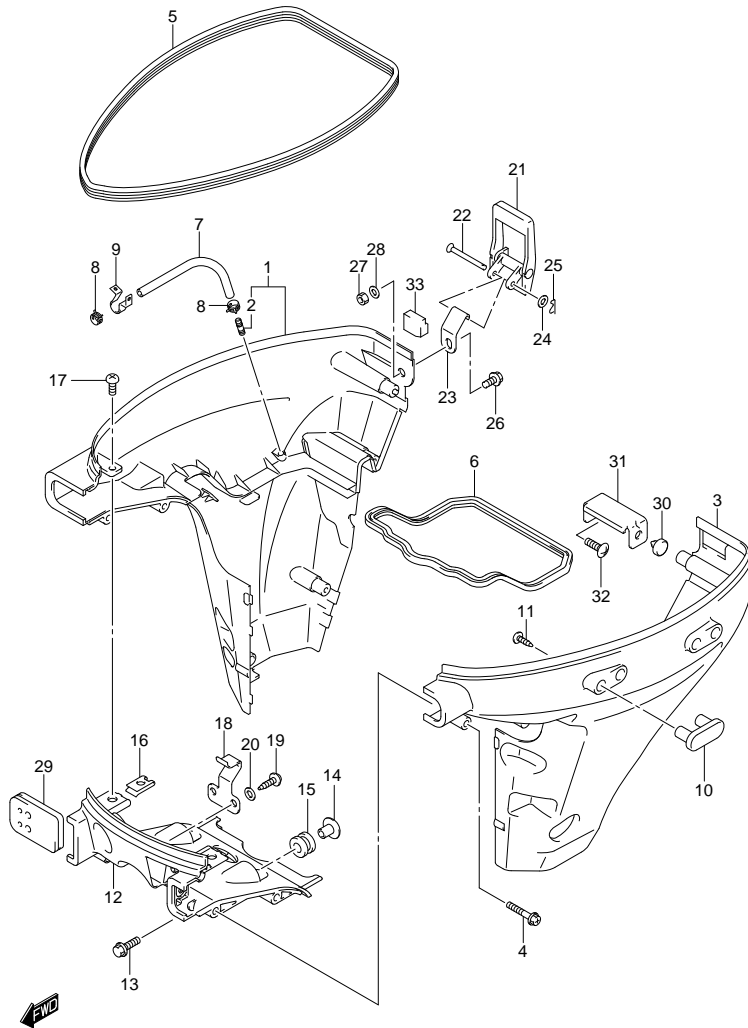


FIG.61

FIG.61 (1-F-13) SIDE COVER (DF8AR P03)

REF NO.	PART NO.	DESCRIPTION	Q' TY	REMARKS
1	61810-99J00-0EP	COVER, SIDE STBD (BLACK)	1	
2	61155-94500	TUBE, WATER INSP	1	
3	61821-99J00-0EP	COVER, SIDE PORT (BLACK)	1	
4	61815-99J00	SCREW, SIDE COVER (6X35)	8	
5	61112-99J00	RUBBER, SIDE COVER	1	
6	61134-99JL0	SEAL, SIDE COVER	1	
7	61157-99J00	HOSE, WATER INSPECTION	1	
8	09401-08413	CLIP	2	
9	09403-12316	CLAMP	1	
10	61851-93E10	PROTECTOR, SIDE COVER	2	
11	59139-94J00	SCREW, PROTECTOR	4	
12	61831-99J00-0EP	PANEL, INSTRUMENT (BLACK)	1	
13	09116-06133	BOLT (6X25)	2	
14	09169-06075	WASHER	2	
15	09320-09039	CUSHION	2	
16	09148-06017	NUT	2	
17	02142-06167	SCREW	2	
18	61412-99J00	HOOK, FRONT PANEL	1	
19	61643-99J00	SCREW, HOOK	2	
20	09160-05029	WASHER (5.5X12X0.8)	2	
21	61610-93901	FASTENER	1	
22	61616-93EL0	PIN, LEVER	1	
23	61642-99J00	HOLDER, FASTENER LEVER	1	
24	09161-04012	WASHER (4.2X11X1)	1	
25	09385-04003	CLIP	1	
26	29103-93J00	BOLT, HOLDER (6X12)	1	
27	08310-00067	NUT	1	
28	09160-06082	WASHER (6.5X13X1.0)	1	
29	61124-99J10	GROMMET, R/CON CABLE (STBD)	1	
30	61151-99J00	CUSHION, SIDE COVER HOLDER	1	
31	61813-99J00	CUSHION, SIDE COVER	1	

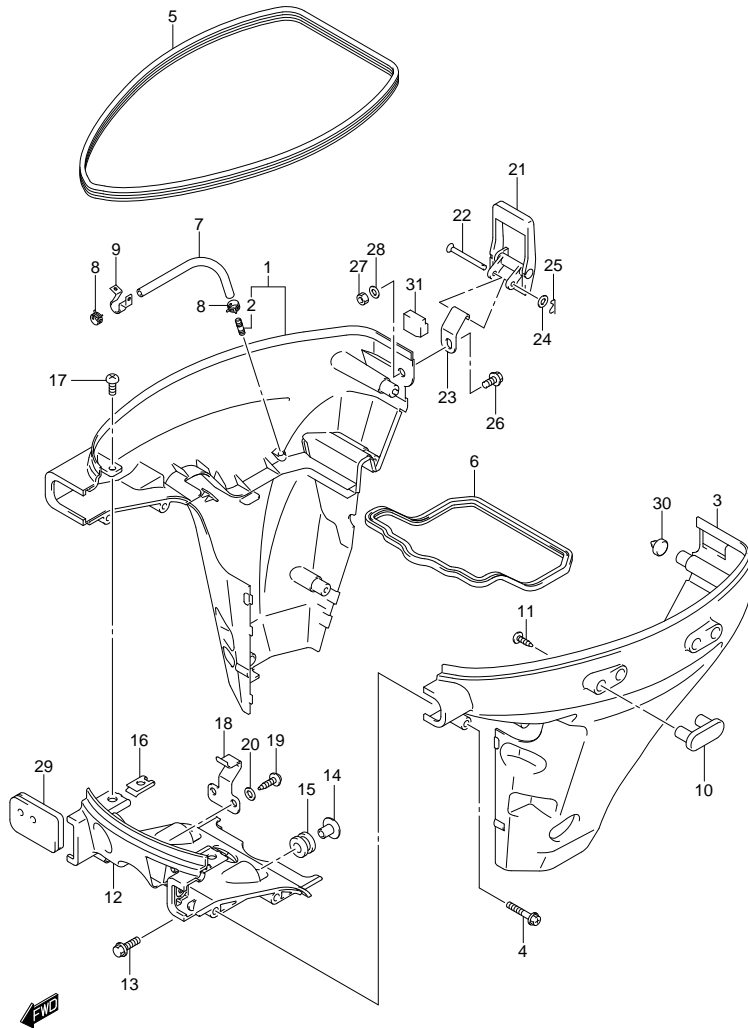


FIG.62

FIG.62 (1-F-14) SIDE COVER (DF15A P03)

REF NO.	PART NO.	DESCRIPTION	Q' TY	REMARKS
1	61810-99J00-0EP	COVER, SIDE STBD (BLACK)	1	
2	61155-94500	TUBE, WATER INSP	1	
3	61821-99J00-0EP	COVER, SIDE PORT (BLACK)	1	
4	61815-99J00	SCREW, SIDE COVER (6X35)	8	
5	61112-99J00	RUBBER, SIDE COVER	1	
6	61134-99JL0	SEAL, SIDE COVER	1	
7	61157-99J00	HOSE, WATER INSPECTION	1	
8	09401-08413	CLIP	2	
9	09403-12316	CLAMP	1	
10	61851-93E10	PROTECTOR, SIDE COVER	2	
11	59139-94J00	SCREW, PROTECTOR	4	
12	61831-99J00-0EP	PANEL, INSTRUMENT (BLACK)	1	
13	09116-06133	BOLT (6X25)	2	
14	09169-06075	WASHER	2	
15	09320-09039	CUSHION	2	
16	09148-06017	NUT	2	
17	02142-06167	SCREW	2	
18	61412-99J00	HOOK, FRONT PANEL	1	
19	61643-99J00	SCREW, HOOK	2	
20	09160-05029	WASHER (5.5X12X0.8)	2	
21	61610-93901	FASTENER	1	
22	61616-93EL0	PIN, LEVER	1	
23	61642-99J00	HOLDER, FASTENER LEVER	1	
24	09161-04012	WASHER (4.2X11X1)	1	
25	09385-04003	CLIP	1	
26	29103-93J00	BOLT, HOLDER (6X12)	1	
27	08310-00067	NUT	1	
28	09160-06082	WASHER (6.5X13X1.0)	1	
29	61124-99J00	GROMMET, CABLE (STBD)	1	
30	61151-99J00	CUSHION, SIDE COVER HOLDER	1	
31	61827-99J00	HOLDER, SIDE COVER	1	W/MANUAL STARTER
32	02142-06167	SCREW	1	W/MANUAL STARTER
33	61813-99J00	CUSHION, SIDE COVER	1	

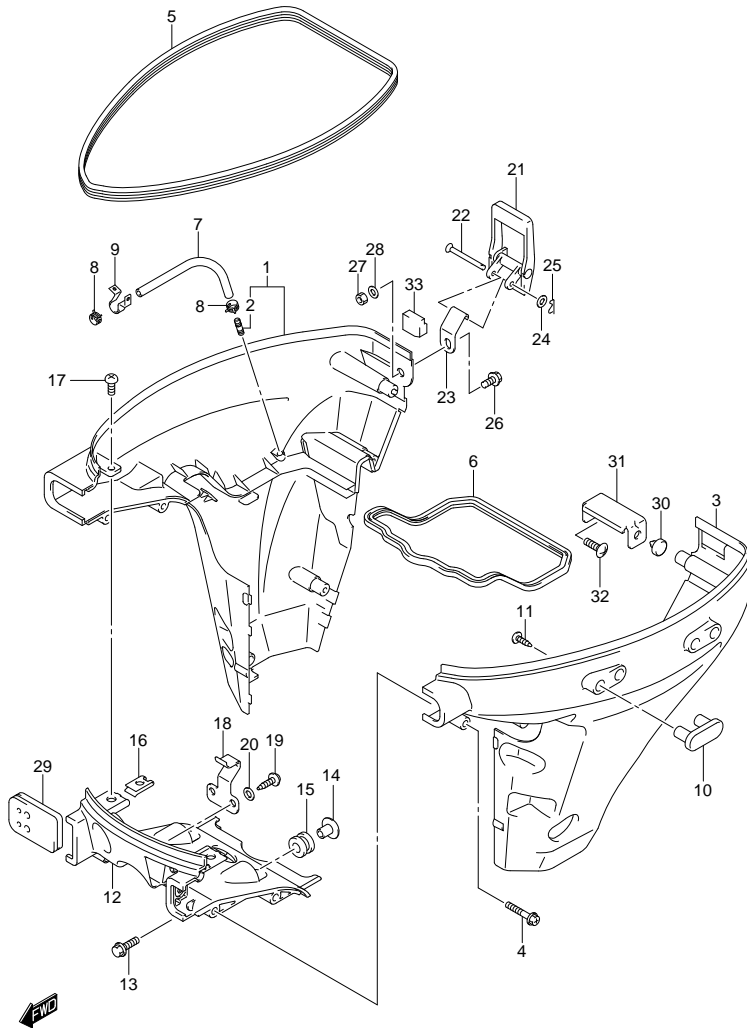


FIG.63

FIG.63 (1-F-15) SIDE COVER (DF15AR P03)

REF NO.	PART NO.	DESCRIPTION	Q' TY	REMARKS
1	61810-99J00-0EP	COVER, SIDE STBD (BLACK)	1	
2	61155-94500	TUBE, WATER INSP	1	
3	61821-99J00-0EP	COVER, SIDE PORT (BLACK)	1	
4	61815-99J00	SCREW, SIDE COVER (6X35)	8	
5	61112-99J00	RUBBER, SIDE COVER	1	
6	61134-99JL0	SEAL, SIDE COVER	1	
7	61157-99J00	HOSE, WATER INSPECTION	1	
8	09401-08413	CLIP	2	
9	09403-12316	CLAMP	1	
10	61851-93E10	PROTECTOR, SIDE COVER	2	
11	59139-94J00	SCREW, PROTECTOR	4	
12	61831-99J00-0EP	PANEL, INSTRUMENT (BLACK)	1	
13	09116-06133	BOLT (6X25)	2	
14	09169-06075	WASHER	2	
15	09320-09039	CUSHION	2	
16	09148-06017	NUT	2	
17	02142-06167	SCREW	2	
18	61412-99J00	HOOK, FRONT PANEL	1	
19	61643-99J00	SCREW, HOOK	2	
20	09160-05029	WASHER (5.5X12X0.8)	2	
21	61610-93901	FASTENER	1	
22	61616-93EL0	PIN, LEVER	1	
23	61642-99J00	HOLDER, FASTENER LEVER	1	
24	09161-04012	WASHER (4.2X11X1)	1	
25	09385-04003	CLIP	1	
26	29103-93J00	BOLT, HOLDER (6X12)	1	
27	08310-00067	NUT	1	
28	09160-06082	WASHER (6.5X13X1.0)	1	
29	61124-99J10	GROMMET, R/CON CABLE (STBD)	1	
30	61151-99J00	CUSHION, SIDE COVER HOLDER	1	
31	61813-99J00	CUSHION, SIDE COVER	1	

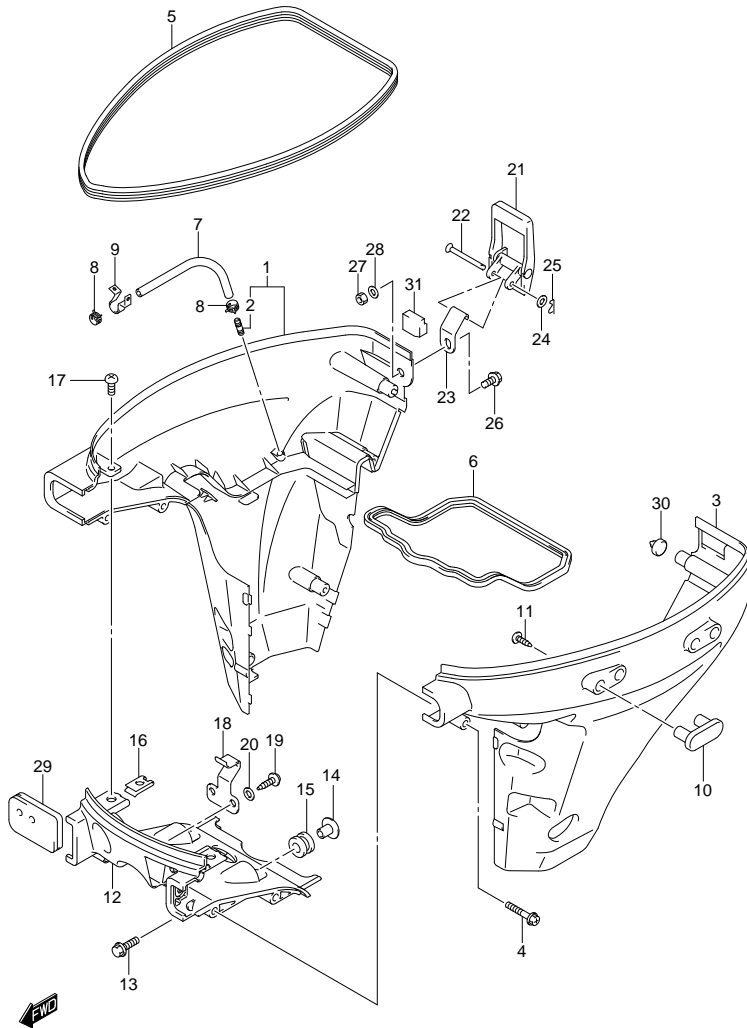


FIG.64

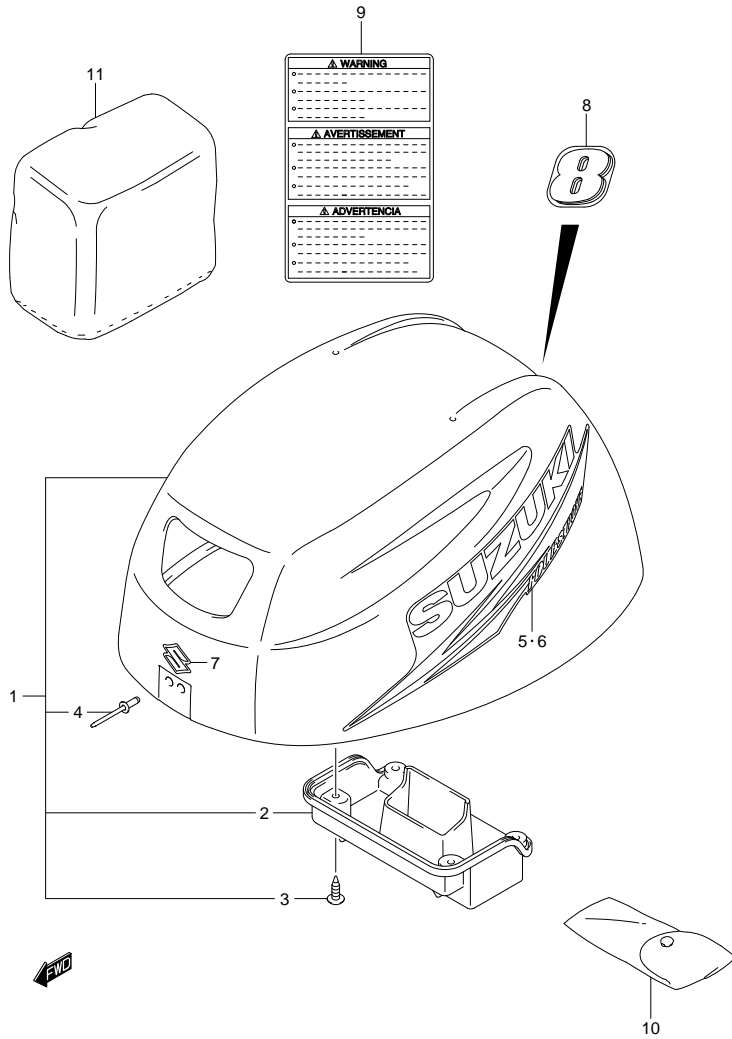


FIG.64 (1-G-2) ENGINE COVER (DF8A P03)

REF NO.	PART NO.	DESCRIPTION	Q'TY	REMARKS
1	61400-99J01-0EP	COVER ASSY, ENGINE (BLACK)	1	
2	61433-99J00	·COVER, AIR INTAKE INNER	1	
3	03542-05169	·SCREW	4	
4	09229-04028-XCO	·RIVET	4	
5	61443-99J00	STRIPE, ENGINE COVER STBD	1	
6	61453-99J00	STRIPE, ENGINE COVER PORT	1	
7	68111-99J00	EMBLEM (S)	1	
8	61435-99J00	MARK, EMBLEM REAR (8)	1	
9	61458-99E31	LABEL, ENGINE COVER	1	
10	59800-99J01	TOOL ASSY	1	
11	68110-96110	COVER, WEATHER	1	OPT
12	99011-99J10-03B	MANUAL, OWNER'S	1	NOT ILLUSTRATED

FIG.65

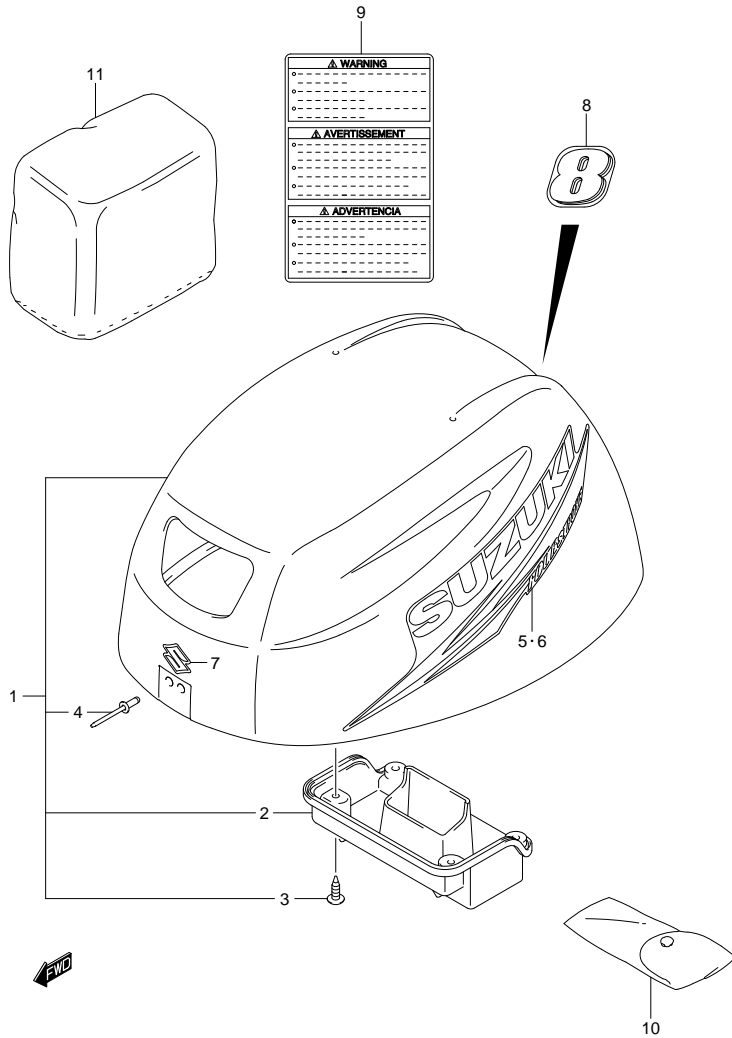


FIG.65 (1-G-3) ENGINE COVER (DF8AR P03)

REF NO.	PART NO.	DESCRIPTION	Q'TY	REMARKS
1	61400-99J01-0EP	COVER ASSY, ENGINE (BLACK)	1	
2	61433-99J00	·COVER, AIR INTAKE INNER	1	
3	03542-05169	·SCREW	4	
4	09229-04028-XCO	·RIVET	4	
5	61443-99J00	STRIPE, ENGINE COVER STBD	1	
6	61453-99J00	STRIPE, ENGINE COVER PORT	1	
7	68111-99J00	EMBLEM (S)	1	
8	61435-99J00	MARK, EMBLEM REAR (8)	1	
9	61458-99E31	LABEL, ENGINE COVER	1	
10	59800-99J01	TOOL ASSY	1	
11	68110-96110	COVER, WEATHER	1	OPT
12	99011-99J10-03B	MANUAL, OWNER'S	1	NOT ILLUSTRATED

FIG.66

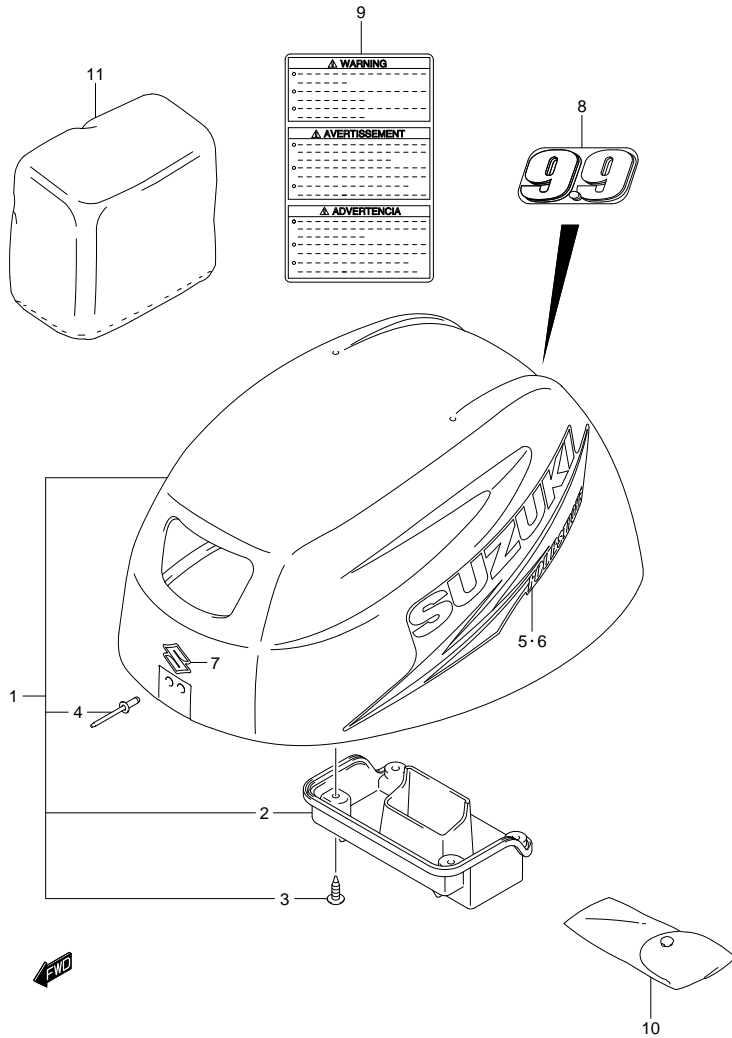


FIG.66 (1-G-4) ENGINE COVER (DF15A P03)

REF NO.	PART NO.	DESCRIPTION	Q'TY	REMARKS
1	61400-99J01-0EP	COVER ASSY, ENGINE (BLACK)	1	
2	61433-99J00	·COVER, AIR INTAKE INNER	1	
3	03542-05169	·SCREW	4	
4	09229-04028-XCO	·RIVET	4	
5	61443-99J00	STRIPE, ENGINE COVER STBD	1	
6	61453-99J00	STRIPE, ENGINE COVER PORT	1	
7	68111-99J00	EMBLEM (S)	1	
8	61435-99J10	MARK, EMBLEM REAR (9.9)	1	
9	61458-99E31	LABEL, ENGINE COVER	1	
10	59800-99J01	TOOL ASSY	1	
11	68110-96110	COVER, WEATHER	1	OPT
12	99011-99J10-03B	MANUAL, OWNER'S	1	NOT ILLUSTRATED

FIG.67

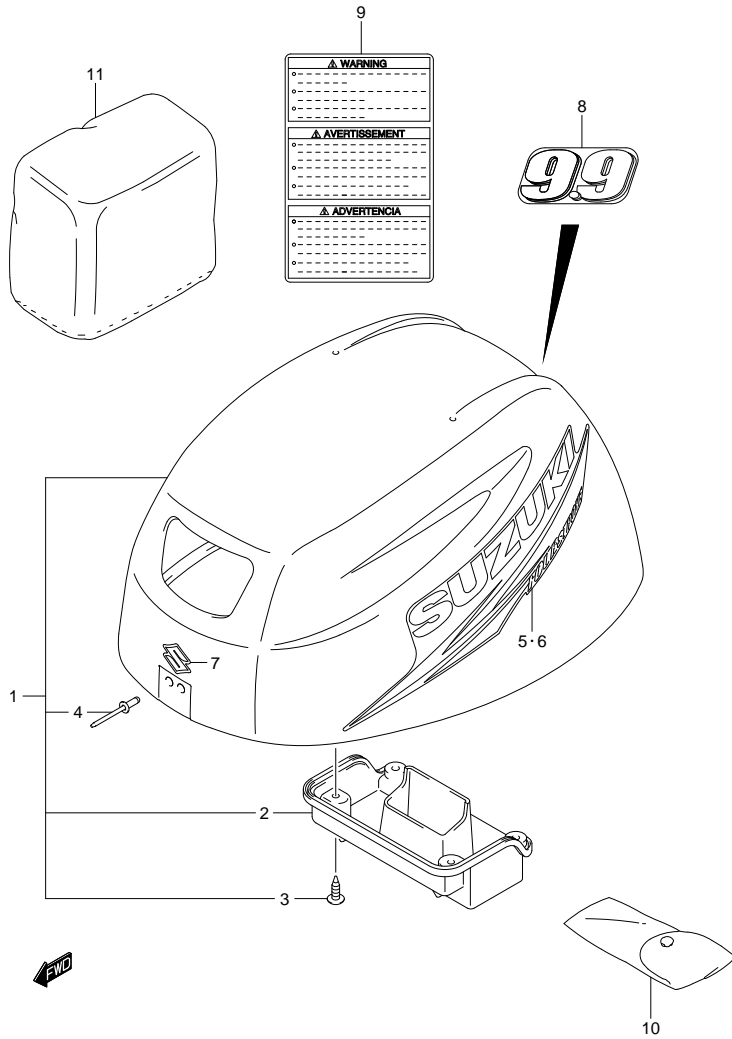


FIG.67 (1-G-5) ENGINE COVER (DF15AR P03)

REF NO.	PART NO.	DESCRIPTION	Q'TY	REMARKS
1	61400-99J01-0EP	COVER ASSY, ENGINE (BLACK)	1	
2	61433-99J00	·COVER, AIR INTAKE INNER	1	
3	03542-05169	·SCREW	4	
4	09229-04028-XCO	·RIVET	4	
5	61443-99J00	STRIPE, ENGINE COVER STBD	1	
6	61453-99J00	STRIPE, ENGINE COVER PORT	1	
7	68111-99J00	EMBLEM (S)	1	
8	61435-99J10	MARK, EMBLEM REAR (9.9)	1	
9	61458-99E31	LABEL, ENGINE COVER	1	
10	59800-99J01	TOOL ASSY	1	
11	68110-96110	COVER, WEATHER	1	OPT
12	99011-99J10-03B	MANUAL, OWNER'S	1	NOT ILLUSTRATED

FIG.68

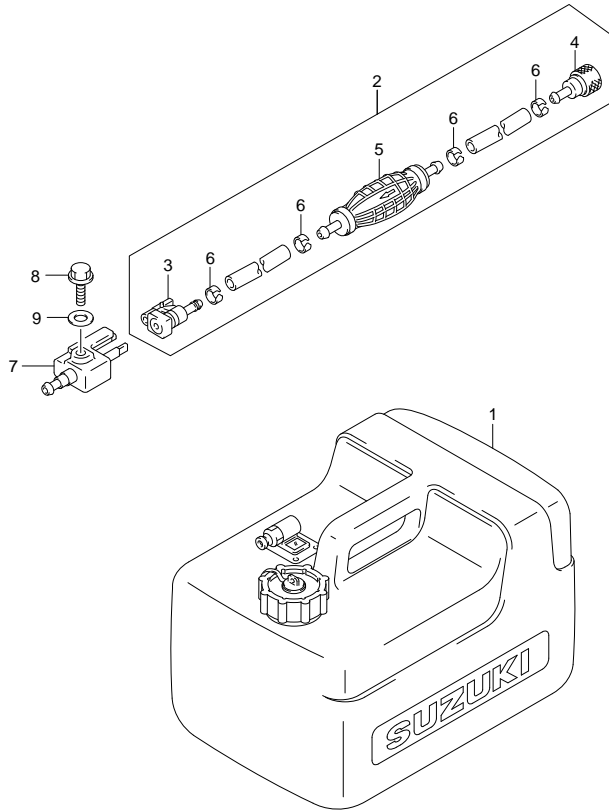


FIG.68 (1-G-6) FUEL TANK (RESIN)

REF NO.	PART NO.	DESCRIPTION	Q'TY	REMARKS
1	65000-99J00	TANK ASSY, FUEL (12L)	1	
2	65700-91J23	HOSE, FUEL	1	
3	65750-87J11	·SOCKET, FUEL HOSE	1	
4	65750-98505	·SOCKET, FUEL HOSE	1	
5	65770-94J00	·PUMP, SQUEEZE	1	
6	65781-98500	·CLIP	4	
7	65720-986B0	PLUG, FUEL CONNECTOR	1	
8	09103-06237	BOLT (6X12.5)	1	
9	09160-06085	WASHER (6.5X15X1)	1	

FIG.69

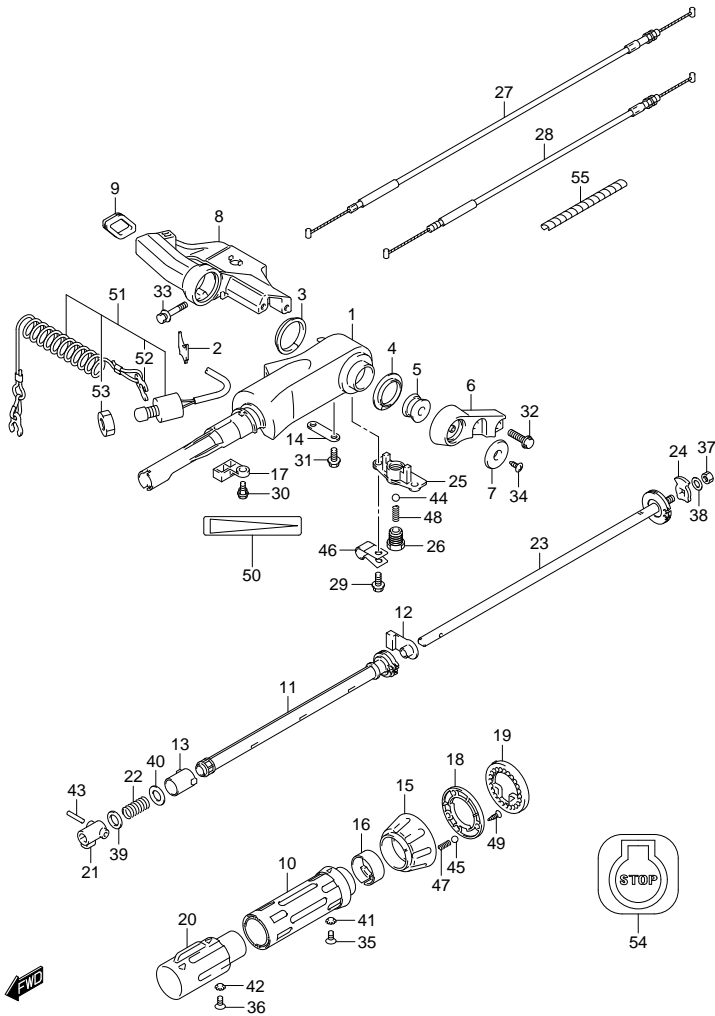


FIG.69 (1-G-7) TILLER HANDLE (DF8A P03)

REF NO.	PART NO.	DESCRIPTION	Q' TY	REMARKS
1	63111-99J11-0EP	HANDLE, TILLER (BLACK)	1	
2	63114-99J01	PLATE, WIRING INDICATOR	1	
3	63115-99J00	BUSH, TILLER HANDLE NO.2	1	
4	63115-99J10	BUSH, TILLER HANDLE NO.1	1	
5	63116-99J00	RUBBER, FRICTION	1	
6	63121-99J00-0EP	COVER, TILLER HANDLE (BLACK)	1	
7	63122-99J00	PROTECTOR, HANDLE COVER	1	
8	63131-99J00-0EP	BRACKET, TILLER HANDLE (BLACK)	1	
9	63133-99J00	GROMMET, TILLER HANDLE	1	
10	63210-99J00	GRIP, THROTTLE	1	
11	63221-99J00	ROD, THROTTLE	1	
12	63225-99J00	BUSH, SHIFT ROD	1	
13	63226-99J00	BUSH, THROTTLE / SHIFT ROD	1	
14	63228-99J00	HOLDER, HANDLE ROD	1	
15	63244-99J00	KNOB, ADJUSTER	1	
16	63245-99J00	BUSH, ADJUSTER	1	
17	63246-99J00	STOPPER, ADJUSTER	1	
18	63247-99J00	PLATE, ADJUSTER KNOB	1	
19	63248-99J00	PLATE, ADJUSTER NOTCH	1	
20	63340-99J00	GRIP, SHIFT	1	
21	63344-99J00	STOPPER, SHIFT ROD	1	
22	63345-99J00	SPRING, SHIFT GRIP	1	
23	63350-99J00	ROD, SHIFT	1	
24	63353-99JL0	PLATE, SHIFT NOTCH	1	
25	63354-99J00-0EP	HOLDER, SHIFT NOTCH (BLACK)	1	
26	63355-99J00	BOLT, SHIFT NOTCH SPRING	1	
27	63610-99J00	CABLE ASSY, THROTTLE	2	
28	63640-99J00	CABLE ASSY, SHIFT	2	
29	09116-06094	BOLT (6X15)	2	
30	09116-06094	BOLT (6X15)	1	
31	09116-06094	BOLT (6X15)	2	
32	09116-08122	BOLT (8X30)	2	
33	09116-08131	BOLT (8X45)	2	
34	09125-05042	SCREW (5X10)	1	

FIG.69

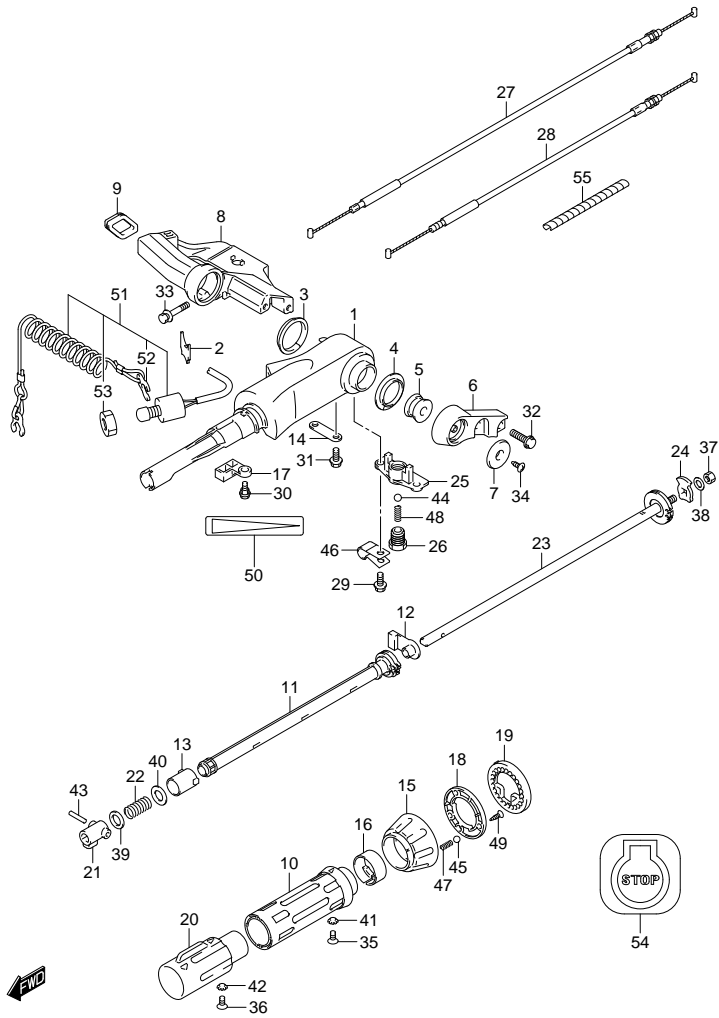


FIG.69 (1-G-8) TILLER HANDLE (DF8A P03)

REF NO.	PART NO.	DESCRIPTION	Q' TY	REMARKS
35	09126-06025	SCREW (6X14)	1	
36	09126-06025	SCREW (6X14)	1	
37	09140-08023-XC0	NUT	1	
38	09160-08082	WASHER (8.5X16X1.2)	1	
39	09160-10082	WASHER (10.5X19X2)	1	
40	09160-10114	WASHER (10.5X22X1.5)	1	
41	09163-06001	LOCK WASHER	1	
42	09163-06001	LOCK WASHER	1	
43	09202-04023	PIN (4X22)	1	
44	09260-10006	BALL	1	
45	09260-10006	BALL	1	
46	09403-13408	CLAMP	1	
47	09440-06037	SPRING	1	
48	09440-07079	SPRING	1	
49	03522-05169	SCREW	3	
50	63215-93110	MARK, HANDLE GRIP	1	
51	37830-99J10	SWITCH ASSY, EMERGENCY	1	
52	37823-92E01	·PLATE, LOCK	1	
53	37826-92E00	·NUT	1	
54	37835-95D00	LABEL, STOP	1	
55	33833-91J00	TUBE, SW LEAD	1	

FIG.70

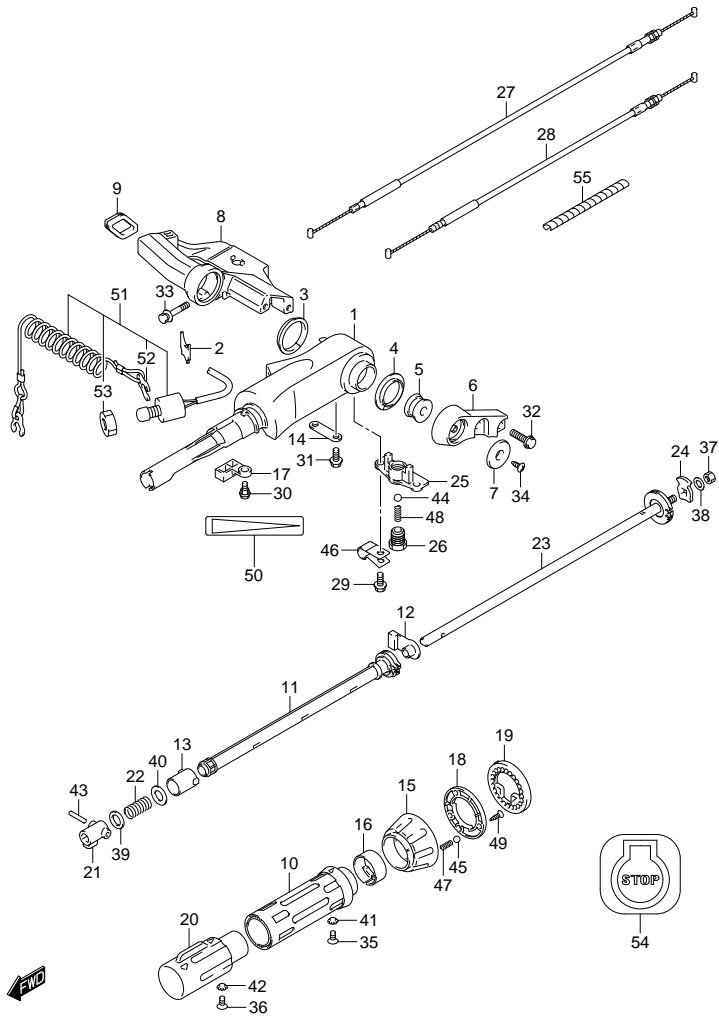


FIG.70 (1-G-9) TILLER HANDLE (DF15A P03)

REF NO.	PART NO.	DESCRIPTION	Q' TY	REMARKS
1	63111-99J11-0EP	HANDLE, TILLER (BLACK)	1	
2	63114-99J01	PLATE, WIRING INDICATOR	1	
3	63115-99J00	BUSH, TILLER HANDLE NO.2	1	
4	63115-99J10	BUSH, TILLER HANDLE NO.1	1	
5	63116-99J00	RUBBER, FRICTION	1	
6	63121-99J00-0EP	COVER, TILLER HANDLE (BLACK)	1	
7	63122-99J00	PROTECTOR, HANDLE COVER	1	
8	63131-99J00-0EP	BRACKET, TILLER HANDLE (BLACK)	1	
9	63133-99J00	GROMMET, TILLER HANDLE	1	
10	63210-99J00	GRIP, THROTTLE	1	
11	63221-99J00	ROD, THROTTLE	1	
12	63225-99J00	BUSH, SHIFT ROD	1	
13	63226-99J00	BUSH, THROTTLE / SHIFT ROD	1	
14	63228-99J00	HOLDER, HANDLE ROD	1	
15	63244-99J00	KNOB, ADJUSTER	1	
16	63245-99J00	BUSH, ADJUSTER	1	
17	63246-99J00	STOPPER, ADJUSTER	1	
18	63247-99J00	PLATE, ADJUSTER KNOB	1	
19	63248-99J00	PLATE, ADJUSTER NOTCH	1	
20	63340-99J00	GRIP, SHIFT	1	
21	63344-99J00	STOPPER, SHIFT ROD	1	
22	63345-99J00	SPRING, SHIFT GRIP	1	
23	63350-99J00	ROD, SHIFT	1	
24	63353-99JL0	PLATE, SHIFT NOTCH	1	
25	63354-99J00-0EP	HOLDER, SHIFT NOTCH (BLACK)	1	
26	63355-99J00	BOLT, SHIFT NOTCH SPRING	1	
27	63610-99J00	CABLE ASSY, THROTTLE	2	
28	63640-99J00	CABLE ASSY, SHIFT	2	
29	09116-06094	BOLT (6X15)	2	
30	09116-06094	BOLT (6X15)	1	
31	09116-06094	BOLT (6X15)	2	
32	09116-08122	BOLT (8X30)	2	
33	09116-08131	BOLT (8X45)	2	
34	09125-05042	SCREW (5X10)	1	

FIG.70

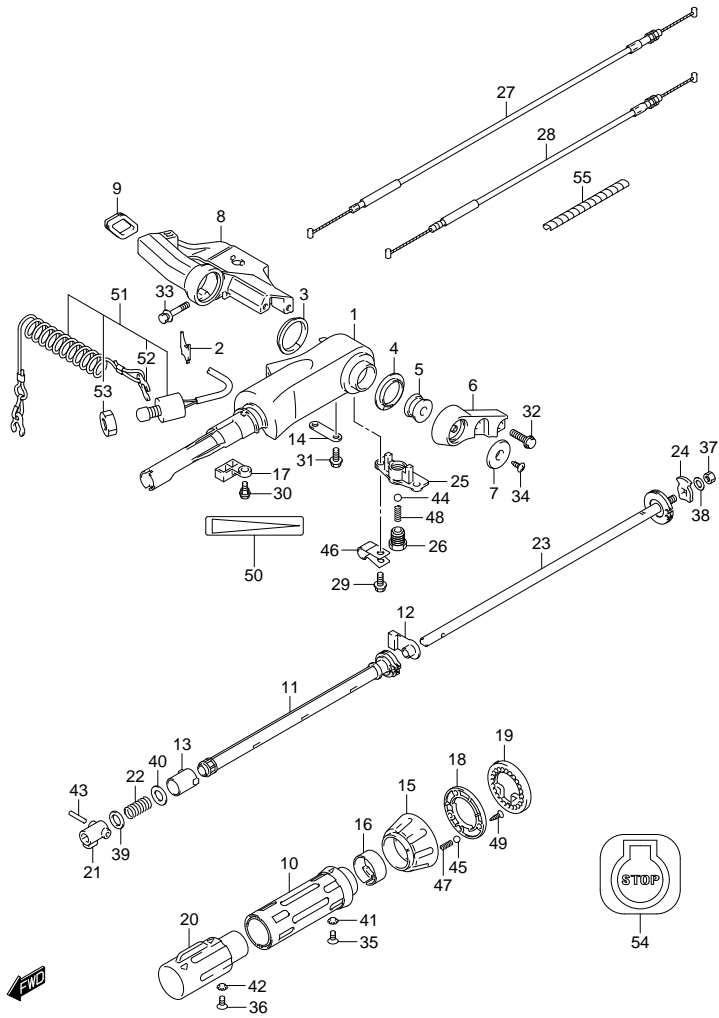


FIG.70 (1-G-10) TILLER HANDLE (DF15A P03)

REF NO.	PART NO.	DESCRIPTION	Q'TY	REMARKS
35	09126-06025	SCREW (6X14)	1	
36	09126-06025	SCREW (6X14)	1	
37	09140-08023-XC0	NUT	1	
38	09160-08082	WASHER (8.5X16X1.2)	1	
39	09160-10082	WASHER (10.5X19X2)	1	
40	09160-10114	WASHER (10.5X22X1.5)	1	
41	09163-06001	LOCK WASHER	1	
42	09163-06001	LOCK WASHER	1	
43	09202-04023	PIN (4X22)	1	
44	09260-10006	BALL	1	
45	09260-10006	BALL	1	
46	09403-13408	CLAMP	1	
47	09440-06037	SPRING	1	
48	09440-07079	SPRING	1	
49	03522-05169	SCREW	3	
50	63215-93110	MARK, HANDLE GRIP	1	
51	37830-99J10	SWITCH ASSY, EMERGENCY	1	
52	37823-92E01	PLATE, LOCK	1	
53	37826-92E00	NUT	1	
54	37835-95D00	LABEL, STOP	1	
55	33833-91J00	TUBE, SW LEAD	1	

FIG.71

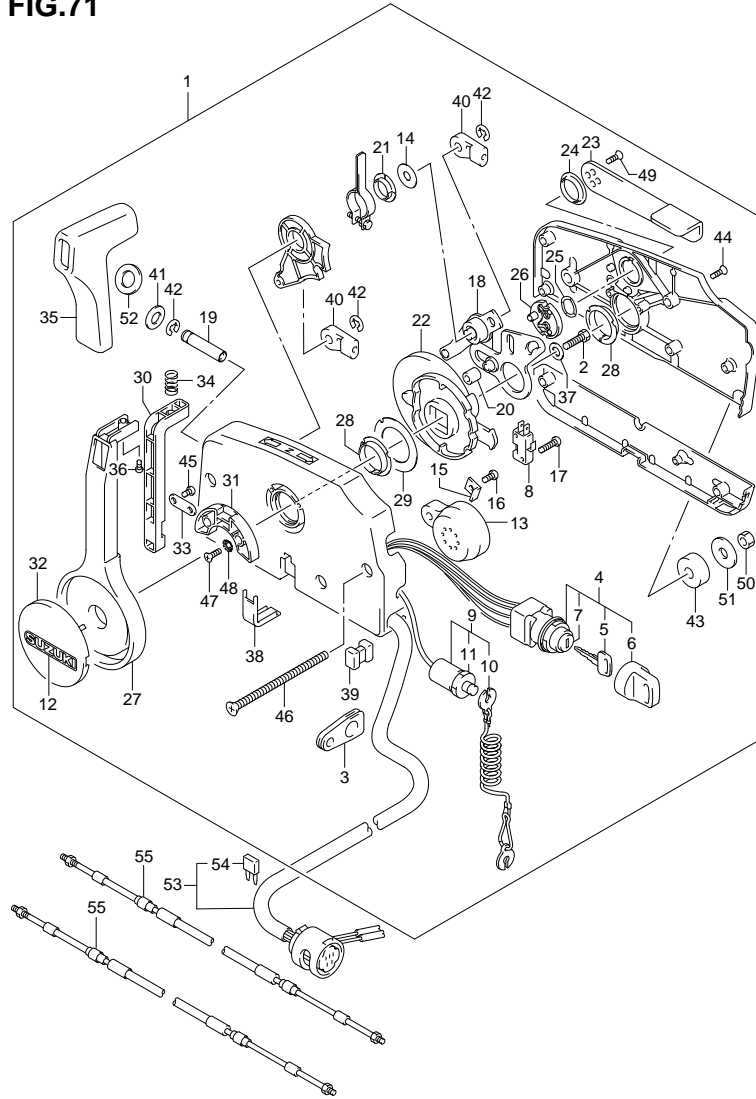


FIG.71 (1-G-11) REMOTE CONTROL (DF8AR P03)

REF NO.	PART NO.	DESCRIPTION	Q' TY	REMARKS
1	67200-94J13	REMOTE CONTROL ASSY	1	
2	09100-08232	·BOLT (8X30)	1	
3	36628-92E00	·GROMMET, WIRE HARNESS	1	
4	37110-94J01	·SWITCH ASSY, IGNITION	1	
5-1	37141-99E00	··KEY (931)	2	
5-2	37141-99E10	··KEY (932)	2	
5-3	37141-99E20	··KEY (933)	2	
5-4	37141-99E30	··KEY (934)	2	
5-5	37141-99E40	··KEY (935)	2	
5-6	37141-99E50	··KEY (936)	2	
5-7	37141-99E60	··KEY (937)	2	
5-8	37141-99E70	··KEY (938)	2	
5-9	37141-99E80	··KEY (939)	2	
5-10	37141-99E90	··KEY (940)	2	
5-11	37141-99EA0	··KEY (941)	2	
5-12	37141-99EB0	··KEY (942)	2	
6	37143-99E00	··CAP, KEY	2	
7	37149-93J00	··CAP, CYLINDER BODY	1	
8	37721-93J90	·SWITCH, NEUTRAL	1	
9	37820-93J03	·SWITCH ASSY, EMERGENCY	1	
10	37823-92E01	··PLATE	1	
11	37826-92E00	··NUT	1	
12	68165-16B00-13L	·EMBLEM, SUZUKI (SILVER)	1	
13	38500-93J00	·BUZZER	1	
14	67212-95600	·WASHER	1	
15	67213-92E00	·BRACKET, BUZZER	1	
16	09125-05042	·SCREW (5X10)	1	
17	67296-92E10	·SCREW, NEUTRAL SW	2	
18	67220-95630	·PLATE ASSY	1	
19	67223-99E10	·KNOB, BRAKE ADJ	1	
20	67229-95600	·ROLLER	1	
21	67232-95600	·BUSH	1	
22	67238-87D00	·GEAR, DRIVE	1	
23	67241-99E10	·LEVER, FREE THROTTLE	1	

FIG.71

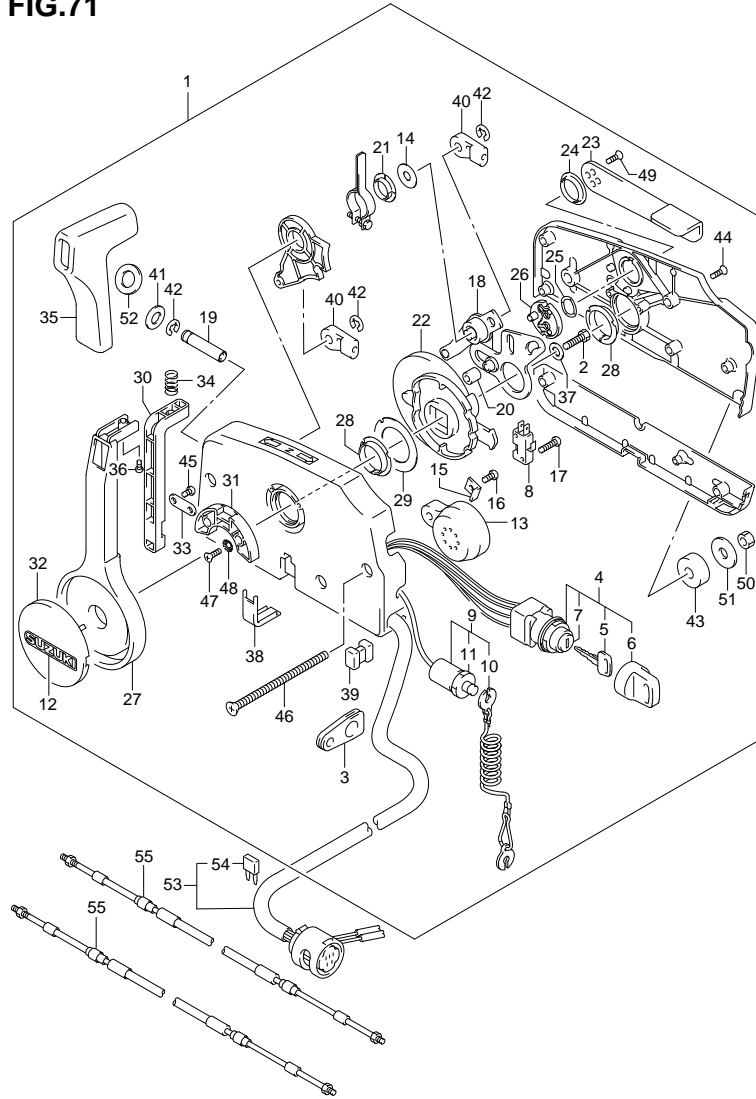


FIG.71 (1-G-12) REMOTE CONTROL (DF8AR P03)

REF NO.	PART NO.	DESCRIPTION	Q' TY	REMARKS
24	67243-95600	·BUSH	1	
25	67244-95600	·WASHER, WAVE	1	
26	67245-95600	·DRUM, FREE THROTTLE	1	
27	67251-99E10	·LEVER, HANDLE	1	
28	67252-95600	·BUSH	1	
29	67253-95600	·WASHER	1	
30	67255-99E00	·ARM, LOCK	1	
31	67256-95600	·HOLDER, NEUT LOCK	1	
32	67257-99E00	·CAP, LEVER	1	
33	67258-99E00	·BRACKET, LOCK ARM	1	
34	67259-87D00	·SPRING, NEUTRAL ARM	1	
35	67261-99E00	·GRIP	1	
36	67296-94310	·SCREW	1	
37	67264-95600	·WASHER	1	
38	67267-95610	·COVER, WIRE	1	
39	67273-95600	·SPACER	1	
40	67275-95600	·END, CABLE	2	
41	67288-92E00	·WASHER, BRAKE ADJ KNOB	1	
42	67292-94300	·E RING	3	
43	67294-95600	·SPACER	3	
44	67296-90J00	·SCREW	5	
45	67296-94300	·SCREW	2	
46	67296-95600	·SCREW	3	
47	67296-95610	·SCREW	2	
48	67297-95600	·WASHER	2	
49	09126-05003	·SCREW (5X12)	2	
50	09140-06020	·NUT	3	
51	09160-06104	·WASHER (6.5X24X2)	3	
52	37859-90J00	·SPACER	1	
53	36620-94J01	WIRE ASSY, REMOTE CONTROL	1	
54	09481-10501	·FUSE (10A)	1	
55-1	67320-93J00	CABLE, REMOCON 8F (2.4M)	2	OPT
55-2	67320-93J10	CABLE, REMOCON 10F (3.1M)	2	OPT
55-3	67320-93J20	CABLE, REMOCON 12F (3.7M)	2	OPT

FIG.71

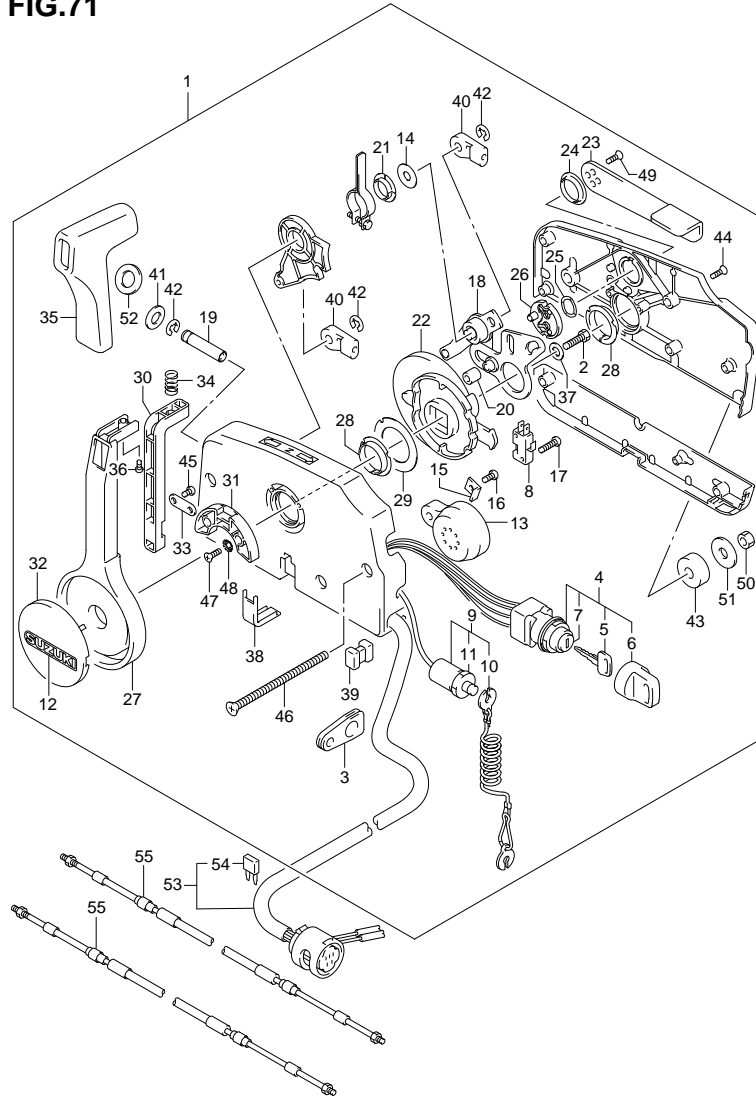


FIG.71 (1-G-13) REMOTE CONTROL (DF8AR P03)

REF NO.	PART NO.	DESCRIPTION	Q'TY	REMARKS
55-4	67320-93J30	CABLE, REMOCON 14F (4.2M)	2	OPT
55-5	67320-93J40	CABLE, REMOCON 16F (4.8M)	2	OPT
55-6	67320-93J50	CABLE, REMOCON 18F (5.4M)	2	OPT
55-7	67320-93J60	CABLE, REMOCON 20F (6.0M)	2	OPT
55-8	67320-93J70	CABLE, REMOCON 22F (6.7M)	2	OPT
55-9	67320-93J80	CABLE, REMOCON 24F (7.3M)	2	OPT

FIG.72

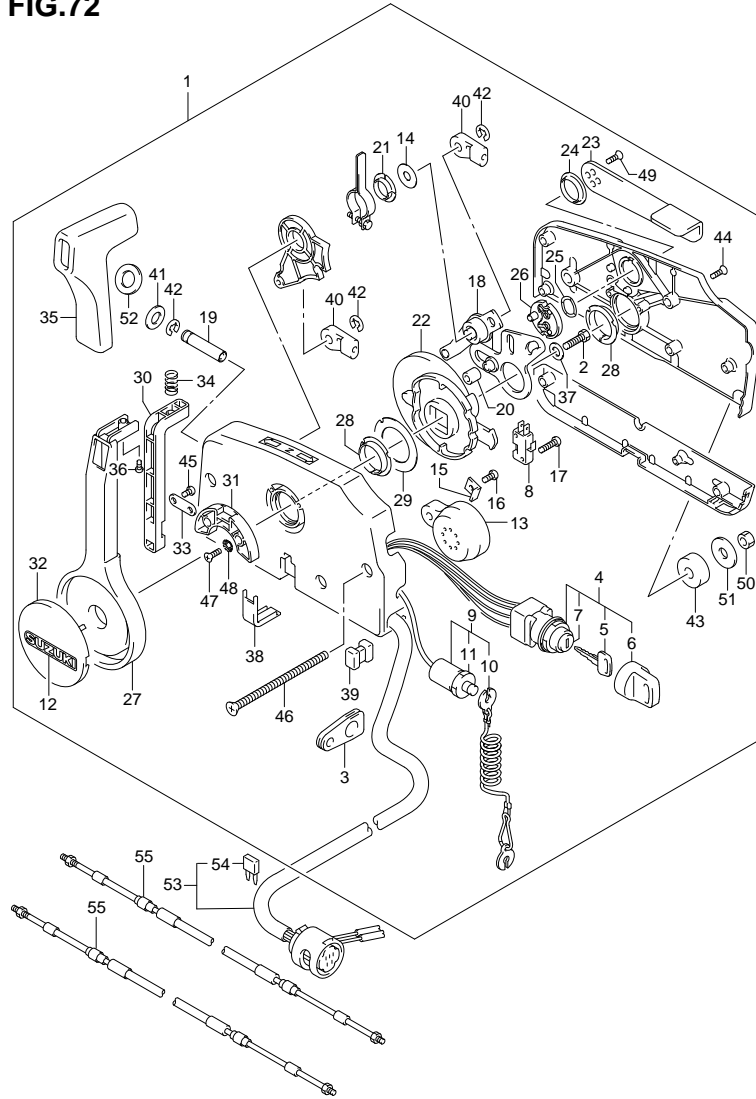


FIG.72 (1-G-14) REMOTE CONTROL (DF15AR P03)

REF NO.	PART NO.	DESCRIPTION	Q'TY	REMARKS
1	67200-94J13	REMOTE CONTROL ASSY	1	
2	09100-08232	·BOLT (8X30)	1	
3	36628-92E00	·GROMMET, WIRE HARNESS	1	
4	37110-94J01	·SWITCH ASSY, IGNITION	1	
5-1	37141-99E00	··KEY (931)	2	
5-2	37141-99E10	··KEY (932)	2	
5-3	37141-99E20	··KEY (933)	2	
5-4	37141-99E30	··KEY (934)	2	
5-5	37141-99E40	··KEY (935)	2	
5-6	37141-99E50	··KEY (936)	2	
5-7	37141-99E60	··KEY (937)	2	
5-8	37141-99E70	··KEY (938)	2	
5-9	37141-99E80	··KEY (939)	2	
5-10	37141-99E90	··KEY (940)	2	
5-11	37141-99EA0	··KEY (941)	2	
5-12	37141-99EB0	··KEY (942)	2	
6	37143-99E00	··CAP, KEY	2	
7	37149-93J00	··CAP, CYLINDER BODY	1	
8	37721-93J90	·SWITCH, NEUTRAL	1	
9	37820-93J03	·SWITCH ASSY, EMERGENCY	1	
10	37823-92E01	··PLATE	1	
11	37826-92E00	··NUT	1	
12	68165-16B00-13L	·EMBLEM, SUZUKI (SILVER)	1	
13	38500-93J00	·BUZZER	1	
14	67212-95600	·WASHER	1	
15	67213-92E00	·BRACKET, BUZZER	1	
16	09125-05042	·SCREW (5X10)	1	
17	67296-92E10	·SCREW, NEUTRAL SW	2	
18	67220-95630	·PLATE ASSY	1	
19	67223-99E10	·KNOB, BRAKE ADJ	1	
20	67229-95600	·ROLLER	1	
21	67232-95600	·BUSH	1	
22	67238-87D00	·GEAR, DRIVE	1	
23	67241-99E10	·LEVER, FREE THROTTLE	1	

FIG.72

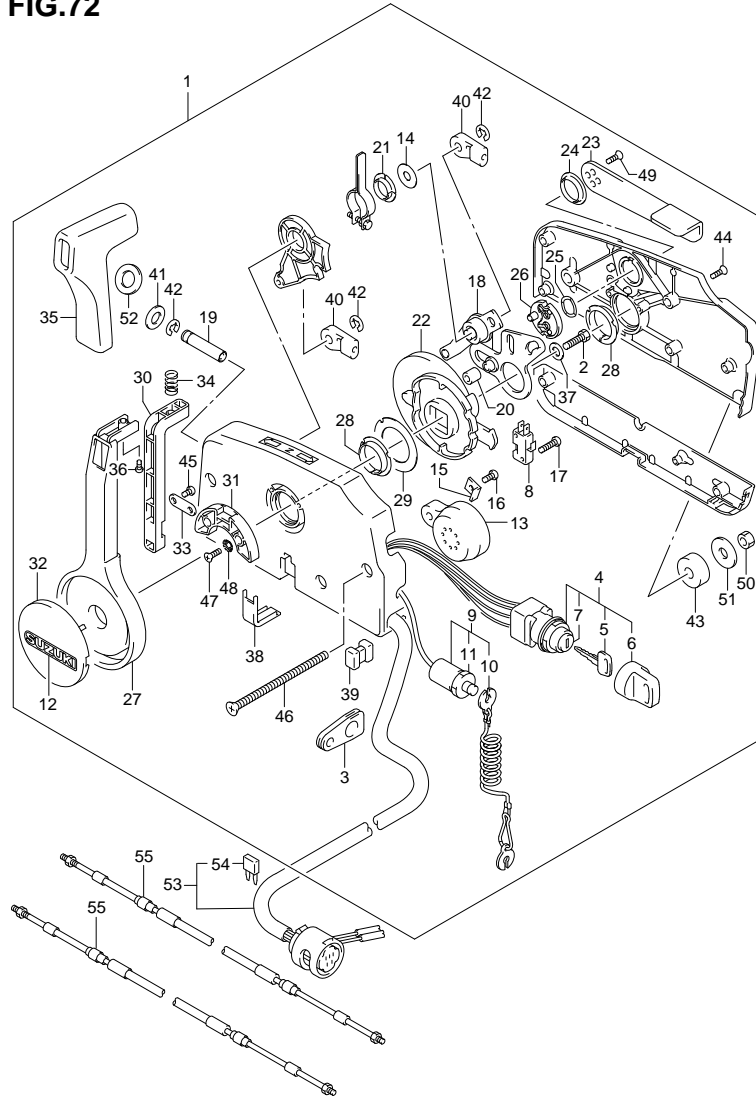


FIG.72 (1-G-15) REMOTE CONTROL (DF15AR P03)

REF NO.	PART NO.	DESCRIPTION	Q' TY	REMARKS
24	67243-95600	·BUSH	1	
25	67244-95600	·WASHER, WAVE	1	
26	67245-95600	·DRUM, FREE THROTTLE	1	
27	67251-99E10	·LEVER, HANDLE	1	
28	67252-95600	·BUSH	1	
29	67253-95600	·WASHER	1	
30	67255-99E00	·ARM, LOCK	1	
31	67256-95600	·HOLDER, NEUT LOCK	1	
32	67257-99E00	·CAP, LEVER	1	
33	67258-99E00	·BRACKET, LOCK ARM	1	
34	67259-87D00	·SPRING, NEUTRAL ARM	1	
35	67261-99E00	·GRIP	1	
36	67296-94310	·SCREW	1	
37	67264-95600	·WASHER	1	
38	67267-95610	·COVER, WIRE	1	
39	67273-95600	·SPACER	1	
40	67275-95600	·END, CABLE	2	
41	67288-92E00	·WASHER, BRAKE ADJ KNOB	1	
42	67292-94300	·E RING	3	
43	67294-95600	·SPACER	3	
44	67296-90J00	·SCREW	5	
45	67296-94300	·SCREW	2	
46	67296-95600	·SCREW	3	
47	67296-95610	·SCREW	2	
48	67297-95600	·WASHER	2	
49	09126-05003	·SCREW (5X12)	2	
50	09140-06020	·NUT	3	
51	09160-06104	·WASHER (6.5X24X2)	3	
52	37859-90J00	·SPACER	1	
53	36620-94J01	WIRE ASSY, REMOTE CONTROL	1	
54	09481-10501	·FUSE (10A)	1	
55-1	67320-93J00	CABLE, REMOCON 8F (2.4M)	2	OPT
55-2	67320-93J10	CABLE, REMOCON 10F (3.1M)	2	OPT
55-3	67320-93J20	CABLE, REMOCON 12F (3.7M)	2	OPT

FIG.72

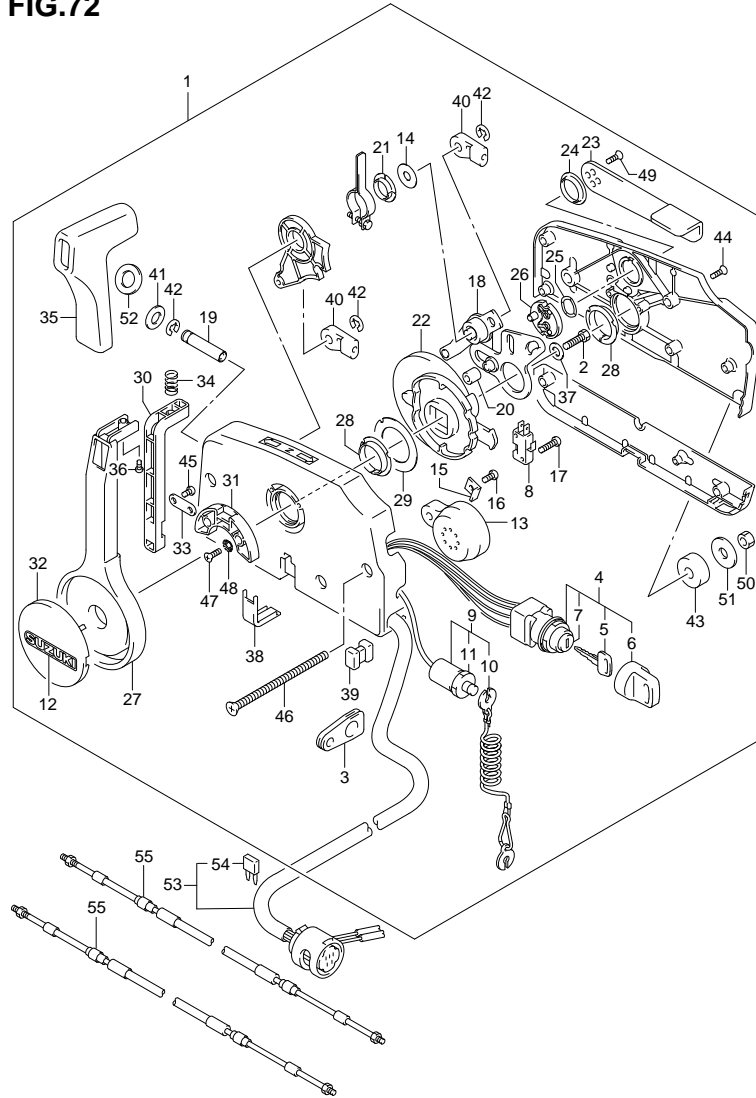


FIG.72 (1-H-2) REMOTE CONTROL (DF15AR P03)

REF NO.	PART NO.	DESCRIPTION	Q'TY	REMARKS
55-4	67320-93J30	CABLE, REMOCON 14F (4.2M)	2	OPT
55-5	67320-93J40	CABLE, REMOCON 16F (4.8M)	2	OPT
55-6	67320-93J50	CABLE, REMOCON 18F (5.4M)	2	OPT
55-7	67320-93J60	CABLE, REMOCON 20F (6.0M)	2	OPT
55-8	67320-93J70	CABLE, REMOCON 22F (6.7M)	2	OPT
55-9	67320-93J80	CABLE, REMOCON 24F (7.3M)	2	OPT

FIG.73

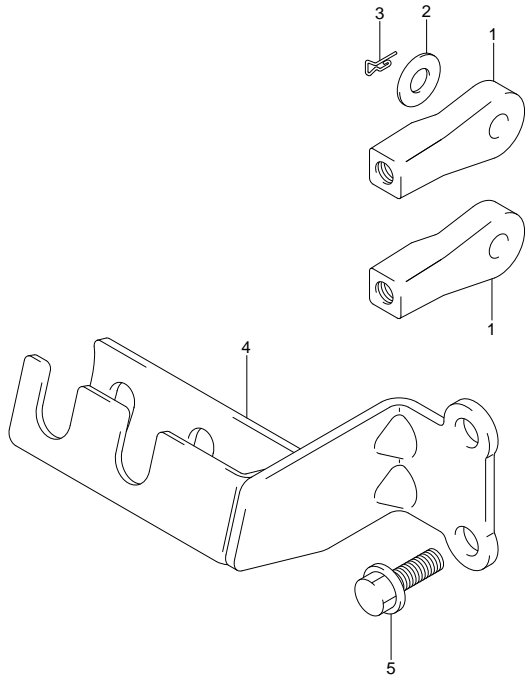


FIG.73 (1-H-3) REMOCON CABLE HOLDER (DF8AR P03)

REF NO.	PART NO.	DESCRIPTION	Q' TY	REMARKS
1	67467-89J01	CONNECTOR, R/CON CABLE	2	
2	09160-06055	WASHER (7X12X1)	2	
3	09385-06012	CLIP	2	
4	67340-99J00	HOLDER, REMOCON CABLE	1	
5	01550-06167	BOLT	2	



FIG.74

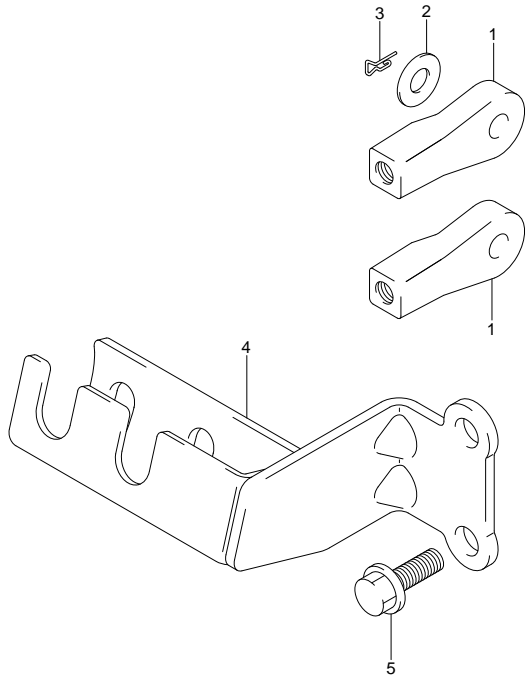


FIG.74 (1-H-4) REMOCON CABLE HOLDER (DF15AR P03)

REF NO.	PART NO.	DESCRIPTION	Q' TY	REMARKS
1	67467-89J01	CONNECTOR, R/CON CABLE	2	
2	09160-06055	WASHER (7X12X1)	2	
3	09385-06012	CLIP	2	
4	67340-99J00	HOLDER, REMOCON CABLE	1	
5	01550-06167	BOLT	2	



FIG.75

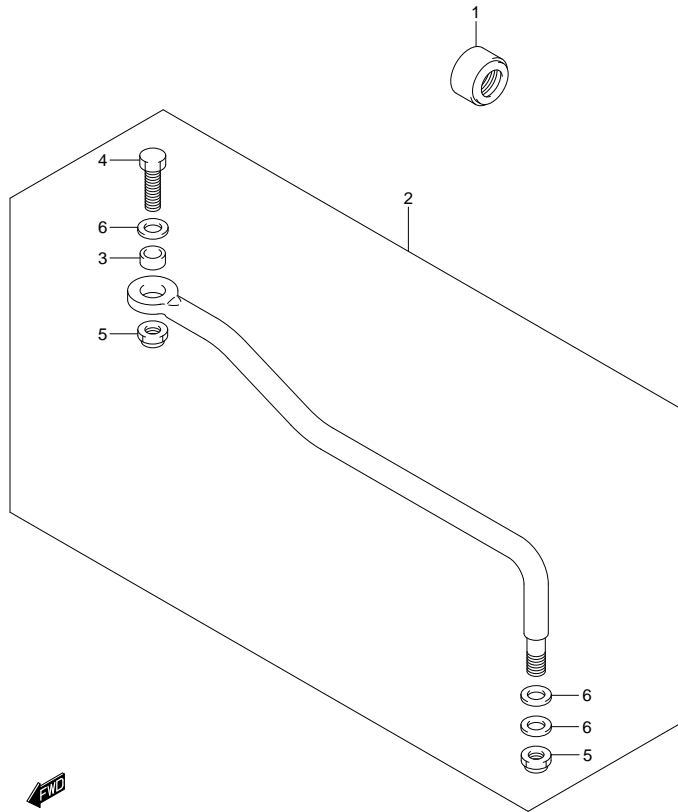


FIG.75 (1-H-5) DRAG LINK (DF8AR P03)

REF NO.	PART NO.	DESCRIPTION	Q'TY	REMARKS
1	41161-94400	SEAL, STEERING CABLE	1	
2	67701-99J00	LINK ASSY, DRAG	1	
3	67721-89J00	·SPACER	1	
4	67725-99J00	·BOLT	1	
5	67726-99E00	·NUT	2	
6	67728-99E00	·WASHER	3	

FIG.76

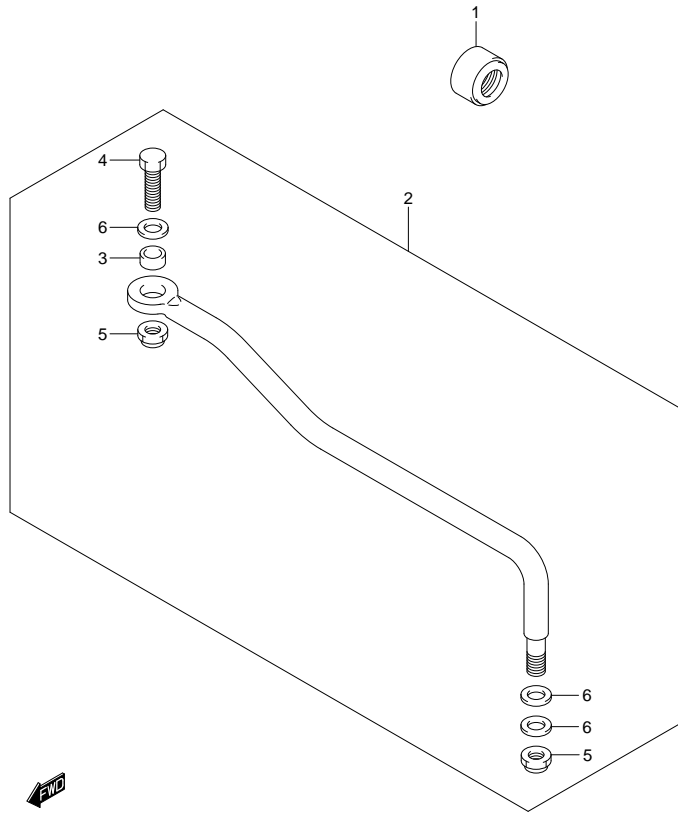


FIG.76 (1-H-6) DRAG LINK (DF15AR P03)

REF NO.	PART NO.	DESCRIPTION	Q'TY	REMARKS
1	41161-94400	SEAL, STEERING CABLE	1	
2	67701-99J00	LINK ASSY, DRAG	1	
3	67721-89J00	·SPACER	1	
4	67725-99J00	·BOLT	1	
5	67726-99E00	·NUT	2	
6	67728-99E00	·WASHER	3	

FIG.77

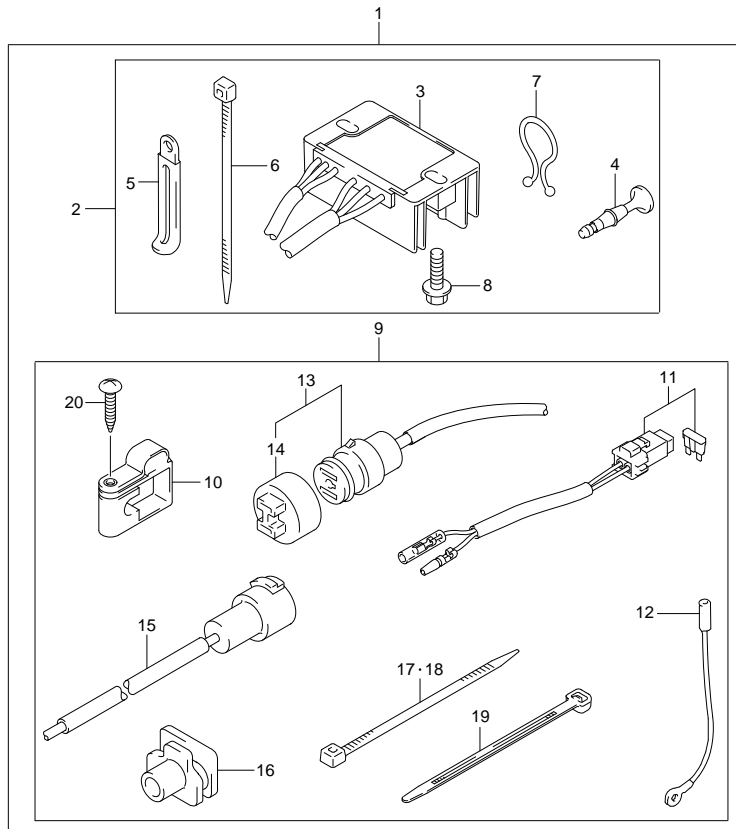


FIG.77 (1-H-7) OPT:ELECTRICAL (MANUAL STARTER) (DF8A P03)

REF NO.	PART NO.	DESCRIPTION	QTY	REMARKS
1	32000-99J00	KIT, BATTERY CHARGING	1	
2	32801-95J01	·RECTIFIER/REGULATOR SET	1	
3	32800-95J01	·RECTIFIER/REGULATOR ASSY	1	
4	36615-96300	·TERMINAL, RESIN	2	
5	29404-93J10	·CLAMP, RECT/RGLTR LEAD	1	
6	09407-10404	·CLAMP (L:100)	1	
7	09408-00024	·CLIP	1	
8	01550-06257	·BOLT	2	
9	39600-94J01	·RECEPTACLE SET	1	
10	33816-94J01	·CLAMP, CABLE	1	
11	36740-94J00	·CASE ASSY, FUSE	1	
12	37801-98300	·LEAD RECEPTACLE GROUND	1	
13	39601-95D00	·RECEPTACLE ASSY, LIGHTING	1	
14	36634-93910	·CAP	1	
15	39602-93900	·PLUG, RECEPTACLE	1	
16	39603-94400	·GROMMET.RECEPTACLE	1	
17	09407-10404	·CLAMP (L:100)	1	
18	09407-25402	·CLAMP (L:248)	1	
19	09407-14403	·CLAMP (L:125)	2	
20	03241-0625A	·SCREW	1	
21	36990-87D00	TERMINAL & SLEEVE SET	1	

FIG.78

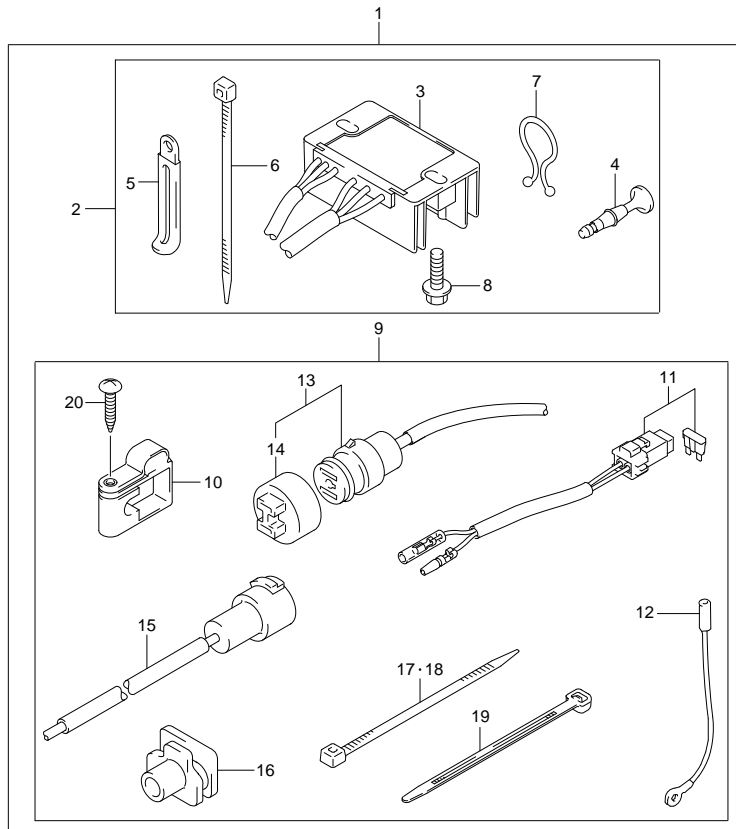


FIG.78 (1-H-8) OPT:ELECTRICAL (MANUAL STARTER) (DF15A P03)

REF NO.	PART NO.	DESCRIPTION	QTY	REMARKS
1	32000-99J00	KIT, BATTERY CHARGING	1	
2	32801-95J01	·RECTIFIER/REGULATOR SET	1	
3	32800-95J01	·RECTIFIER/REGULATOR ASSY	1	
4	36615-96300	·TERMINAL, RESIN	2	
5	29404-93J10	·CLAMP, RECT/RGLTR LEAD	1	
6	09407-10404	·CLAMP (L:100)	1	
7	09408-00024	·CLIP	1	
8	01550-06257	·BOLT	2	
9	39600-94J01	·RECEPTACLE SET	1	
10	33816-94J01	·CLAMP, CABLE	1	
11	36740-94J00	·CASE ASSY, FUSE	1	
12	37801-98300	·LEAD RECEPTACLE GROUND	1	
13	39601-95D00	·RECEPTACLE ASSY, LIGHTING	1	
14	36634-93910	·CAP	1	
15	39602-93900	·PLUG, RECEPTACLE	1	
16	39603-94400	·GROMMET.RECEPTACLE	1	
17	09407-10404	·CLAMP (L:100)	1	
18	09407-25402	·CLAMP (L:248)	1	
19	09407-14403	·CLAMP (L:125)	2	
20	03241-0625A	·SCREW	1	
21	36990-87D00	TERMINAL & SLEEVE SET	1	

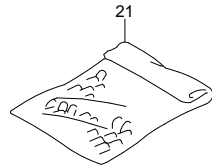


FIG.79

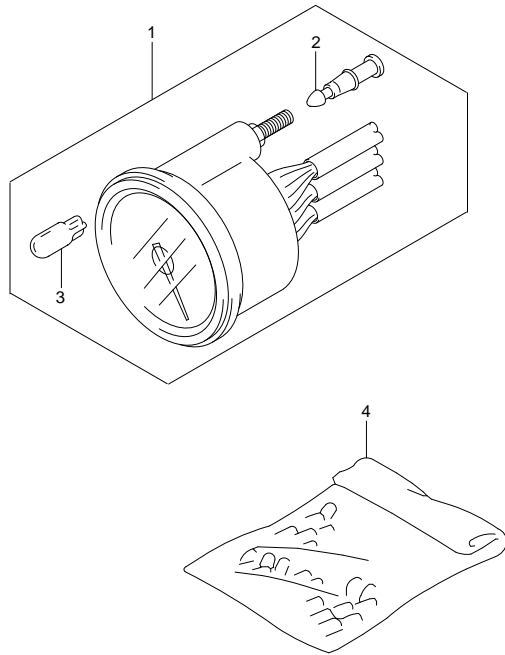


FIG.79 (1-H-9) OPT:METER (DF8AR P03)

REF NO.	PART NO.	DESCRIPTION	Q'TY	REMARKS
1-1	34200-93J20	TACHOMETER ASSY	1	BLACK
1-2	34200-93J31	TACHOMETER ASSY	1	WHITE
2	36615-96300	·TERMINAL, RESIN	4	
3	09471-12028	·BULB	1	
4	36990-87D00	TERMINAL & SLEEVE SET	1	

FIG.80

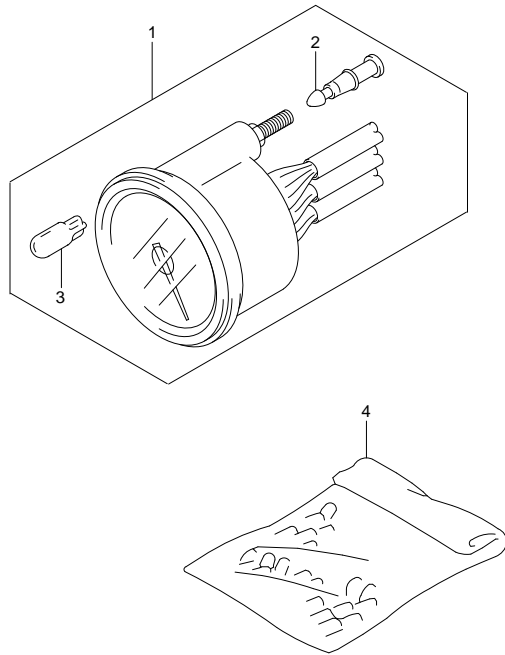


FIG.80 (1-H-10) OPT:METER (DF15AR P03)

REF NO.	PART NO.	DESCRIPTION	QTY	REMARKS
1-1	34200-93J20	TACHOMETER ASSY	1	BLACK
1-2	34200-93J31	TACHOMETER ASSY	1	WHITE
2	36615-96300	·TERMINAL, RESIN	4	
3	09471-12028	·BULB	1	
4	36990-87D00	TERMINAL & SLEEVE SET	1	

FIG.81

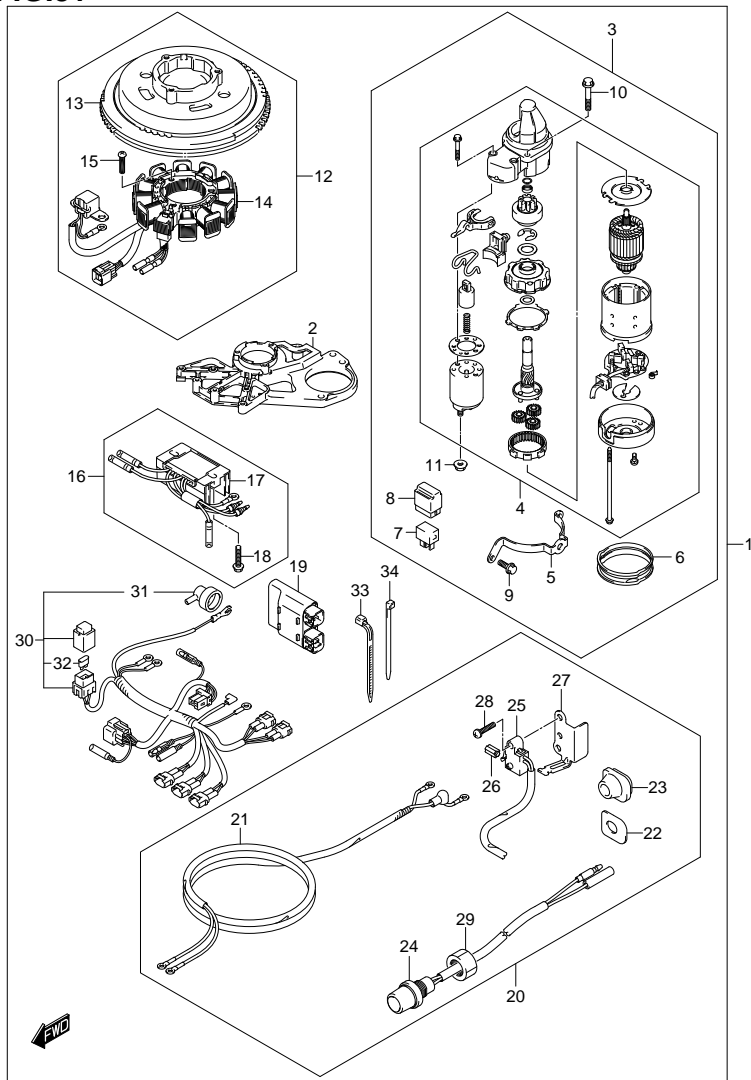
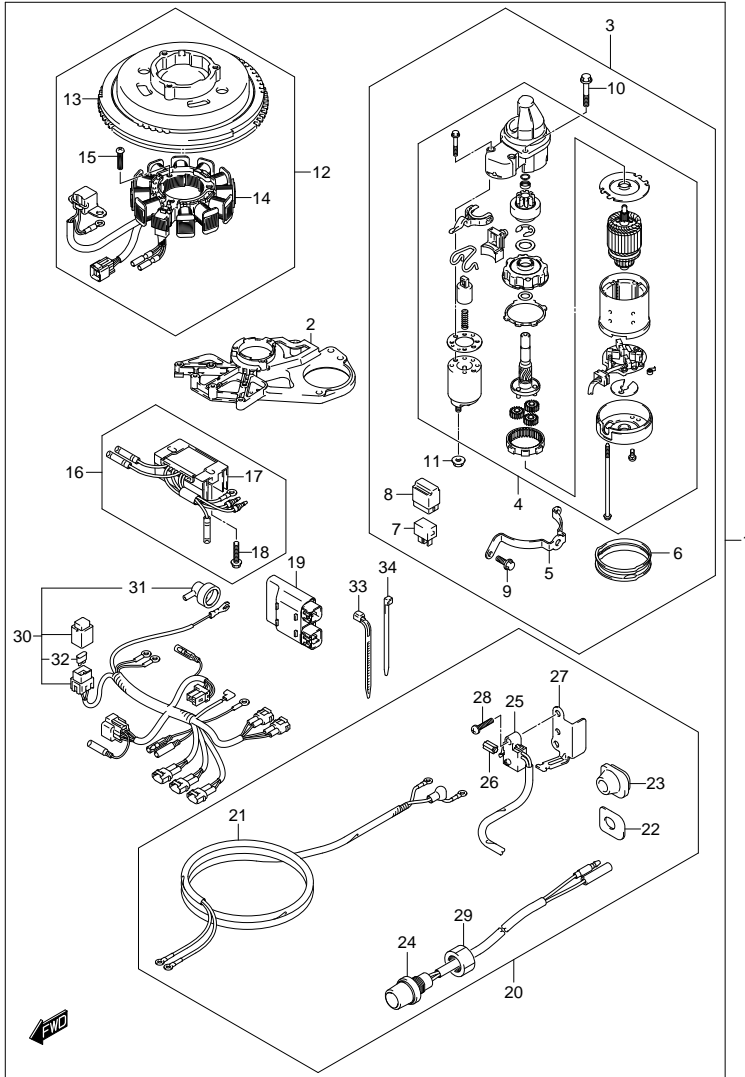


FIG.81 (1-H-11) OPT:STARTING MOTOR (MANUAL STARTER) (DF8A P03)

REF NO.	PART NO.	DESCRIPTION	Q'TY	REMARKS
1	31000-99J00	STARTER SET, ELECTRIC	1	
2	12625-99J00	·BASE, STATOR	1	
3	31101-99J00	·MOTOR SET, STARTING	1	
4	31100-94J21	··MOTOR ASSY, STARTING	1	
5	31912-99J00	··BAND	1	
6	31918-94J00	··DAMPER	1	
7	38860-76F01	··RELAY ASSY	1	
8	38915-90J00	··HOLDER	1	
9	01550-06167	··BOLT	2	
10	01550-08257	··BOLT	2	
11	08316-10087	··NUT	1	
12	32104-99J00	·MAGNETO SET	1	
13	32102-99J00	··FLYWHEEL, MAGNETO	1	
14	32120-99J00	··COIL, STATOR & PULSER	1	
15	09125-06035	··SCREW (6X25)	3	
16	32801-99J00	·RECTIFIER/REGULATOR SET	1	
17	32800-99J00	··RECTIFIER/REGULATOR ASSY	1	
18	01550-06257	··BOLT	2	
19	32900-99J00	·UNIT, CDI	1	
20	33800-99J00	·CABLE SET, STARTING	1	
21	33810-99J00	··CABLE, STARTER	1	
22	36655-99J00	··PLATE, CABLE GROMMET	1	
23	36656-99J20	··GROMMET, CABLE (PORT)	1	
24	37161-89E13	··SWITCH ASSY, STARTER	1	
25	37721-99J10	··SWITCH ASSY, NEUTRAL	1	
26	37724-99J00	··ROD, SWITCH PUSH	1	
27	37726-99J10	··BRACKET, NEUTRAL SW	1	
28	09137-04004	··SCREW (4X16)	2	
29	09159-14014	··NUT	1	
30	36610-99J00	·HARNESS ASSY, WIRING	1	
31	36618-43410	··CAP, OIL PRESSURE SWITCH	1	
32	09481-20501	··FUSE (20A)	1	
33	09407-14403	·CLAMP (L:125)	2	
34	09407-14407	·CLAMP (L:145)	4	

FIG.82



DF8A 9.9A P03 012_082
OPT:STARTING MOTOR (MANUAL STARTER)

FIG.82 (1-H-12) OPT:STARTING MOTOR (MANUAL STARTER) (DF15A P03)

REF NO.	PART NO.	DESCRIPTION	Q'TY	REMARKS
1	31000-99J00	STARTER SET, ELECTRIC	1	
2	12625-99J00	·BASE, STATOR	1	
3	31101-99J00	·MOTOR SET, STARTING	1	
4	31100-94J21	··MOTOR ASSY, STARTING	1	
5	31912-99J00	··BAND	1	
6	31918-94J00	··DAMPER	1	
7	38860-76F01	··RELAY ASSY	1	
8	38915-90J00	··HOLDER	1	
9	01550-06167	··BOLT	2	
10	01550-08257	··BOLT	2	
11	08316-10087	··NUT	1	
12	32104-99J00	·MAGNETO SET	1	
13	32102-99J00	··FLYWHEEL, MAGNETO	1	
14	32120-99J00	··COIL, STATOR & PULSER	1	
15	09125-06035	··SCREW (6X25)	3	
16	32801-99J00	·RECTIFIER/REGULATOR SET	1	
17	32800-99J00	··RECTIFIER/REGULATOR ASSY	1	
18	01550-06257	··BOLT	2	
19	32900-99J00	·UNIT, CDI	1	
20	33800-99J00	·CABLE SET, STARTING	1	
21	33810-99J00	··CABLE, STARTER	1	
22	36655-99J00	··PLATE, CABLE GROMMET	1	
23	36656-99J20	··GROMMET, CABLE (PORT)	1	
24	37161-89E13	··SWITCH ASSY, STARTER	1	
25	37721-99J10	··SWITCH ASSY, NEUTRAL	1	
26	37724-99J00	··ROD, SWITCH PUSH	1	
27	37726-99J10	··BRACKET, NEUTRAL SW	1	
28	09137-04004	··SCREW (4X16)	2	
29	09159-14014	··NUT	1	
30	36610-99J00	·HARNESS ASSY, WIRING	1	
31	36618-43410	··CAP, OIL PRESSURE SWITCH	1	
32	09481-20501	··FUSE (20A)	1	
33	09407-14403	·CLAMP (L:125)	2	
34	09407-14407	·CLAMP (L:145)	4	

DF8A/9.9A P03 012

FIG.83

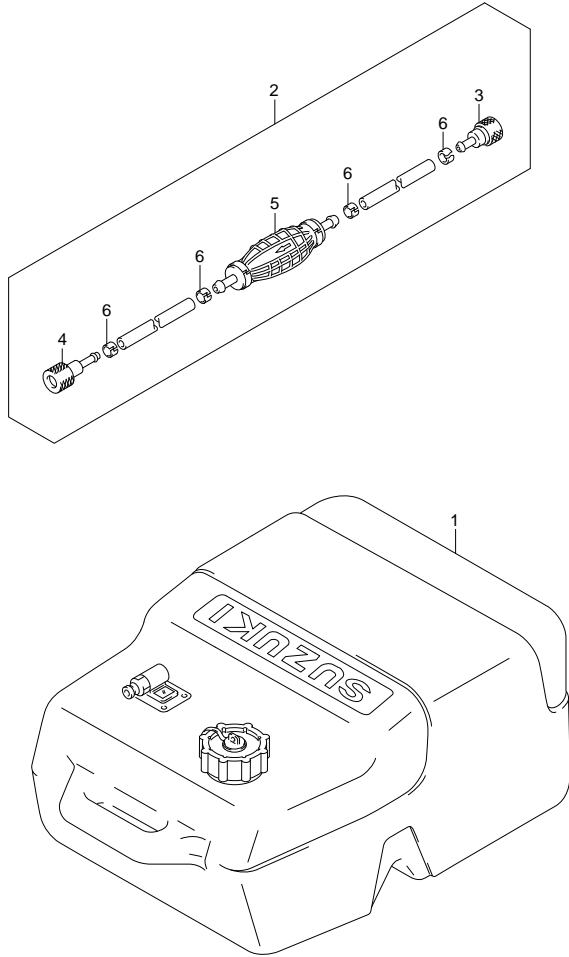
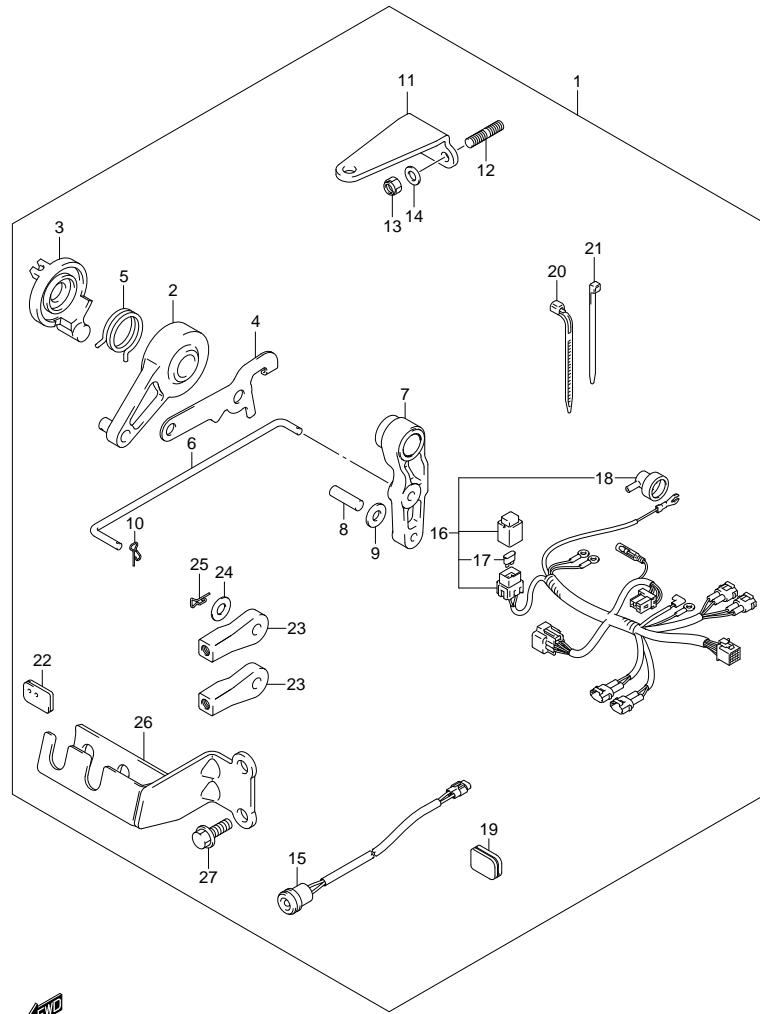


FIG.83 (1-H-13) OPT:FUEL TANK (RESIN 25L)

REF NO.	PART NO.	DESCRIPTION	Q'TY	REMARKS
1	65000-95J00	TANK ASSY, FUEL (25L)	1	
2	65700-87J23	HOSE, FUEL	1	
3	65750-87J11	·SOCKET, FUEL HOSE	1	
4	65750-95500	·SOCKET, FUEL HOSE	1	
5	65770-90J00	·PUMP, SQUEEZE	1	
6	65781-98500	·CLIP	4	

FIG.84

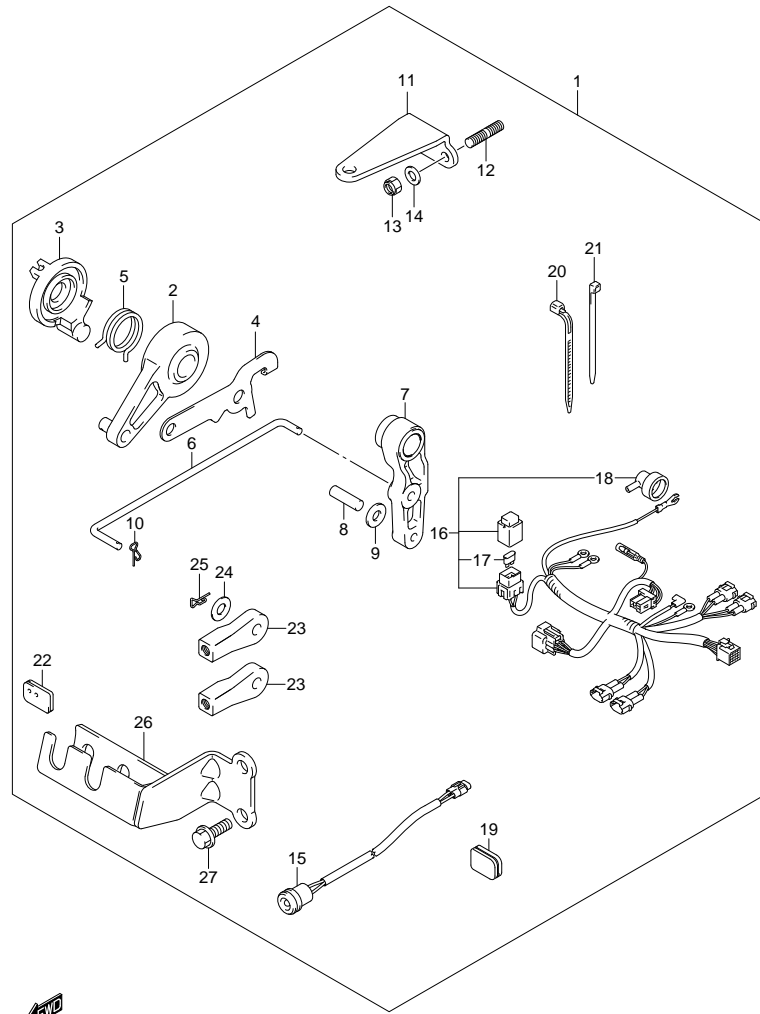
FIG.84 (1-H-14) OPT:REMOTE CONTROL PARTS (DF8A P03)



REF NO.	PART NO.	DESCRIPTION	Q'TY	REMARKS
1	67130-99J00	PARTS SET, REMOTE CONTROL	1	
2	19120-99J10	·DRUM, THROTTLE CONTROL	1	
3	19122-99J00	·LEVER, INTERLINK THROTTLE	1	
		NO.2		
4	19184-99J10	·PLATE, THROTTLE LINK	1	
5	19185-99J00	·SPRING, THROTTLE LEVER	1	
6	21241-99J00	·LINK, CLUTCH LEVER	1	
7	23210-99J00	·LEVER, CLUTCH CONTROL	1	
8	09204-01002	·PIN	1	
9	09160-05029	·WASHER (5.5X12X0.8)	2	
10	09385-04003	·CLIP	1	
11	43755-99J00	·ATTACHMENT, STRG BRKT	1	
12	09108-08286	·STUD BOLT	2	
13	09159-08059	·NUT	2	
14	09160-08082	·WASHER (8.5X16X1.2)	2	
15	36360-99J10	·INDICATOR, OIL PRESSURE	1	
16	36610-99J20	·HARNES ASSY, WIRING	1	
17	09481-20501	··FUSE (20A)	1	
18	36618-43410	··CAP, OIL PRESSURE SWITCH	1	
19	36656-99J10	·GROMMET, CABLE (PORT)	1	
20	09407-14403	·CLAMP (L:125)	1	
21	09407-14407	·CLAMP (L:145)	1	
22	61124-99J10	·GROMMET, R/CON CABLE (STBD)	1	
23	67467-89J01	·CONNECTOR, R/CON CABLE	2	
24	09160-06055	·WASHER (7X12X1)	2	
25	09385-06012	·CLIP	2	
26	67340-99J00	·HOLDER, REMOCON CABLE	1	
27	01550-06167	·BOLT	2	

FIG.85

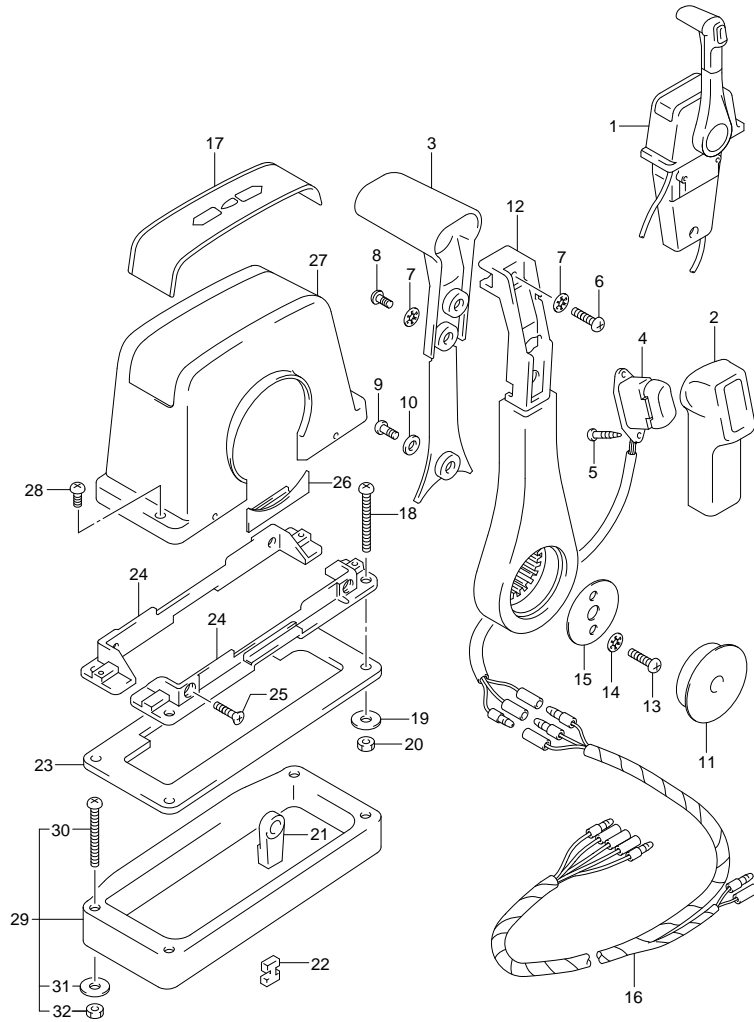
FIG.85 (1-H-15) OPT:REMOTE CONTROL PARTS (DF15A P03)



REF NO.	PART NO.	DESCRIPTION	Q'TY	REMARKS
1	67130-99J00	PARTS SET, REMOTE CONTROL	1	
2	19120-99J10	·DRUM, THROTTLE CONTROL	1	
3	19122-99J00	·LEVER, INTERLINK THROTTLE	1	
		NO.2		
4	19184-99J10	·PLATE, THROTTLE LINK	1	
5	19185-99J00	·SPRING, THROTTLE LEVER	1	
6	21241-99J00	·LINK, CLUTCH LEVER	1	
7	23210-99J00	·LEVER, CLUTCH CONTROL	1	
8	09204-01002	·PIN	1	
9	09160-05029	·WASHER (5.5X12X0.8)	2	
10	09385-04003	·CLIP	1	
11	43755-99J00	·ATTACHMENT, STRG BRKT	1	
12	09108-08286	·STUD BOLT	2	
13	09159-08059	·NUT	2	
14	09160-08082	·WASHER (8.5X16X1.2)	2	
15	36360-99J10	·INDICATOR, OIL PRESSURE	1	
16	36610-99J20	·HARNES ASSY, WIRING	1	
17	09481-20501	··FUSE (20A)	1	
18	36618-43410	··CAP, OIL PRESSURE SWITCH	1	
19	36656-99J10	·GROMMET, CABLE (PORT)	1	
20	09407-14403	·CLAMP (L:125)	1	
21	09407-14407	·CLAMP (L:145)	1	
22	61124-99J10	·GROMMET, R/CON CABLE (STBD)	1	
23	67467-89J01	·CONNECTOR, R/CON CABLE	2	
24	09160-06055	·WASHER (7X12X1)	2	
25	09385-06012	·CLIP	2	
26	67340-99J00	·HOLDER, REMOCON CABLE	1	
27	01550-06167	·BOLT	2	

FIG.86

FIG.86 (1-I-2) OPT:REMOTE CONTROL ASSY SINGLE (1)



REF NO.	PART NO.	DESCRIPTION	QTY	REMARKS
1	67200-93J13	REMOTE CONTROL ASSY	1	PUSH
2	67261-93J00	·GRIP, NO.1	1	
3	67263-93J00	·GRIP, NO.2	1	
4	37850-93J10	·SWITCH ASSY, PTT	1	
5	67295-92E10	·SCREW	2	
6	67296-88D10	·SCREW	1	
7	67288-92E20	·WASHER	3	
8	67295-92E00	·SCREW	2	
9	67296-92E70	·SCREW	1	
10	67288-92E40	·WASHER	1	
11	67257-92E00	·CAP, LEVER	1	
12	67251-93J00	·LEVER, HANDLE	1	
13	67296-92E60	·SCREW	2	
14	67288-92E30	·WASHER	2	
15	67253-92E00	·WASHER	1	
16	36890-93J00	·WIRE HARNESS	1	
17	67281-93J00	·DECAL	1	
18	67296-92E30	·SCREW	4	
19	09160-05024	·WASHER (5.5X16X1.5)	4	
20	67287-92E00	·NUT	4	
21	67275-95600	·END, CABLE	2	
22	67273-95600	·SPACER	1	
23	67273-92E00	·GROMMET	1	
24	67274-92E00	·FLANGE	2	
25	67296-95610	·SCREW	4	
26	67271-92E00	·COVER	1	
27	67211-93J00	·COVER	1	
28	67296-92E70	·SCREW	2	
29	67500-93J00	KIT, REMOCON SPACER SINGLE	1	
30	09125-05135	·SCREW (5X65)	4	
31	09160-05029	·WASHER (5.5X12X0.8)	4	
32	09140-05005	·NUT	4	

FIG.87

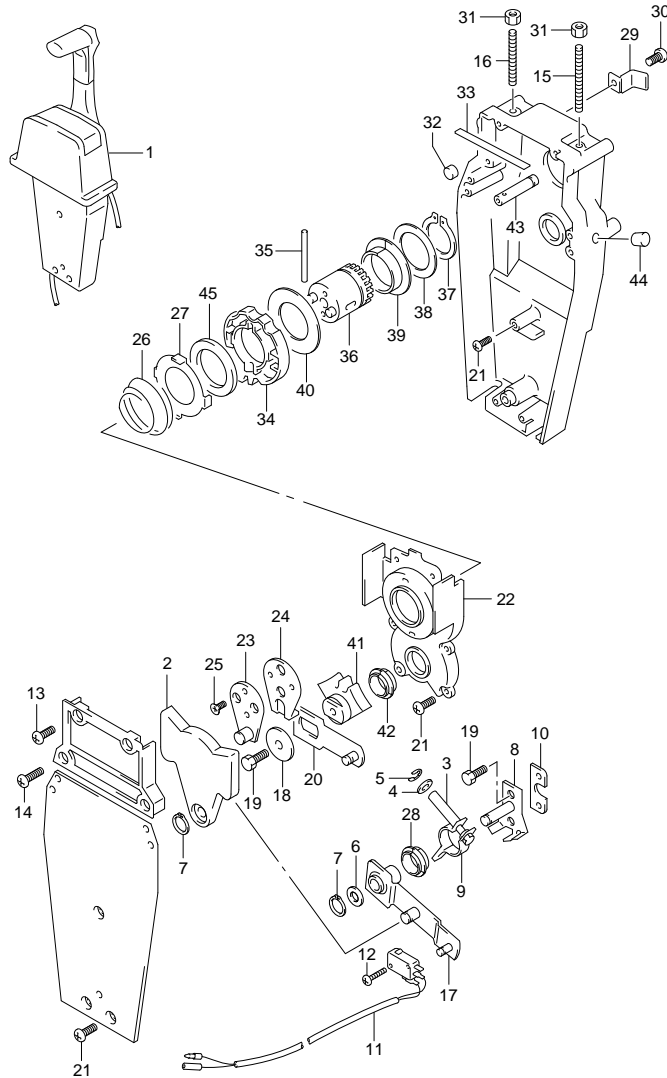


FIG.87 (1-I-3) OPT:REMOTE CONTROL ASSY SINGLE (2)

REF NO.	PART NO.	DESCRIPTION	Q'TY	REMARKS
1	67200-93J13	REMOTE CONTROL ASSY	1	PUSH
2	67222-92E00	·DUAL PLATE	1	
3	67223-92E00	·BRAKE ADJUST	1	
4	67288-92E00	·WASHER	1	
5	67292-94300	·E RING	4	
6	67288-92E10	·WASHER	1	
7	67291-92E00	·SNAP RING	2	
8	67221-92E00	·SHIFT ASSY	1	
9	67224-92E00	·BRAKE ARM ASSY	1	
10	67294-92E00	·SPACER	1	
11	37721-95500	·SWITCH ASSY, N/R	1	
12	67296-92E10	·SCREW (3X15)	2	
13	67296-88D10	·SCREW (5X16)	2	
14	67296-92E20	·SCREW (5X25)	2	
15	67226-92E00	·BOLT, STOPPER FRONT	1	
16	67226-92E10	·BOLT, STOPPER REAR	1	
17	67240-92E00	·ARM ASSY, THROTTLE	1	
18	67228-92E00	·WASHER	1	
19	67286-92E00	·BOLT (6X18)	3	
20	67230-92E00	·SHIFT ARM ASSY	1	
21	09125-05042	·SCREW (5X10)	9	
22	67234-92E00	·CASE, GEAR	1	
23	67245-92E00	·LEVER ASSY, THROTTLE	1	
24	67227-92E00	·STOPPER	1	
25	09126-06006	·SCREW (6X20)	2	
26	67233-92E00	·SPRING	1	
27	67235-92E00	·PLATE, SHIFT LOCK	1	
28	67232-95620	·BUSH	1	
29	67269-92E00	·BRACKET	1	
30	67296-88D10	·SCREW	1	
31	09140-06020	·NUT	2	
32	67236-92E00	·ROLLER	1	
33	67237-92E01	·SPRING	6	
34	67238-92E00	·GEAR, DRIVE	1	

FIG.87

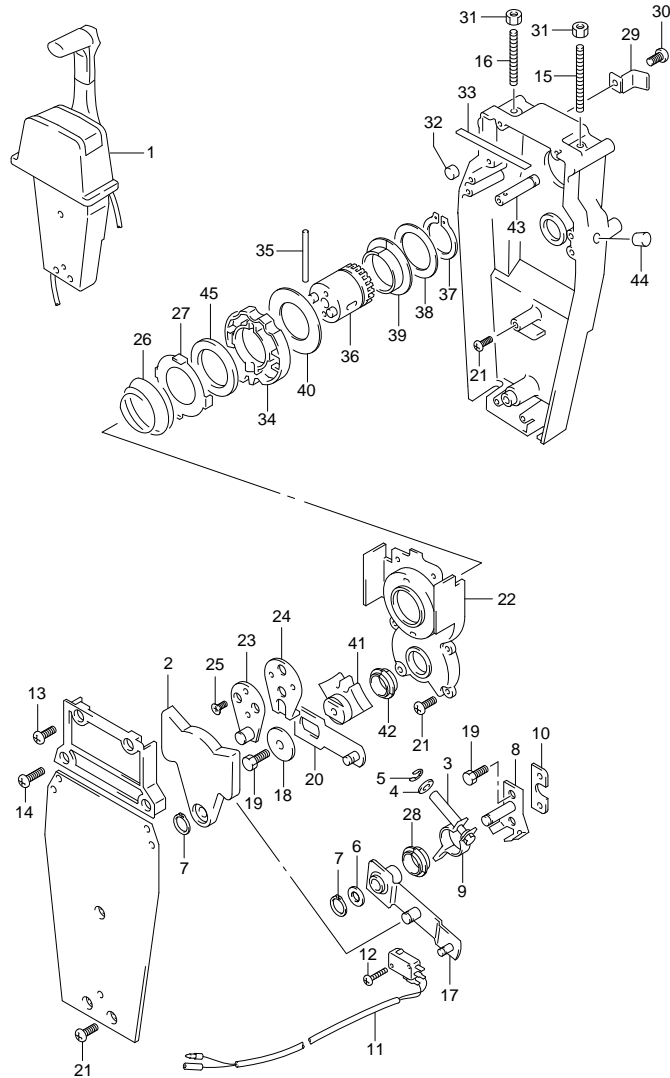


FIG.87 (1-I-4) OPT:REMOTE CONTROL ASSY SINGLE (2)

REF NO.	PART NO.	DESCRIPTION	Q'TY	REMARKS
35	67239-92E00	·PIN	1	
36	67246-92E00	·SHIFT, DRIVE	1	
37	67291-92E10	·SNAP RING	1	
38	67253-92E10	·WASHER	1	
39	67252-92E10	·BUSH	1	
40	67253-95600	·WASHER	1	
41	67231-92E00	·GEAR, SHIFT	1	
42	67232-95600	·BUSH	1	
43	67241-92E10	·ROD, FREE ACC	1	
44	67243-92E00	·CAP, HOLE	1	
45	67239-92E10	·PLATE, SHIFT PIN	1	

FIG.88

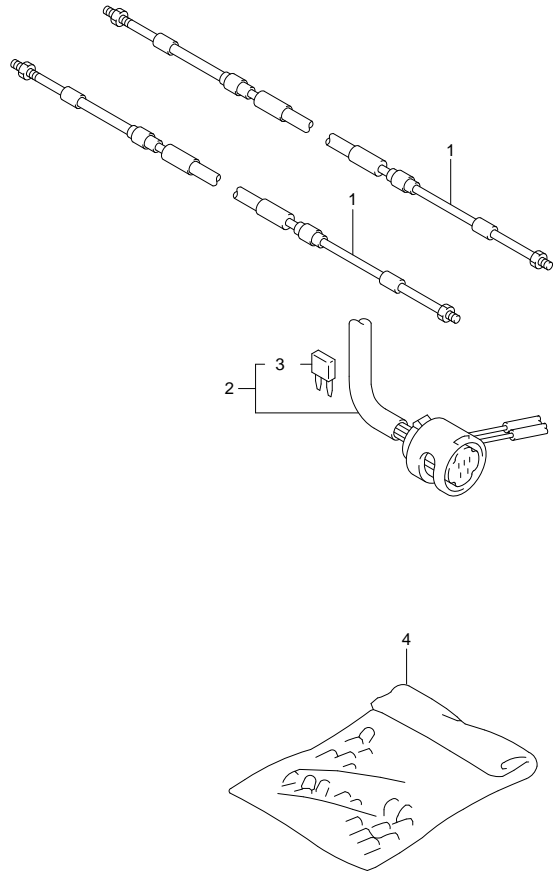


FIG.88 (1-I-5) OPT:REMOCON CABLE (DF8A P03)

REF NO.	PART NO.	DESCRIPTION	Q'TY	REMARKS
1-1	67320-93J00	CABLE, REMOCON 8F (2.4M)	2	
1-2	67320-93J10	CABLE, REMOCON 10F (3.1M)	2	
1-3	67320-93J20	CABLE, REMOCON 12F (3.7M)	2	
1-4	67320-93J30	CABLE, REMOCON 14F (4.2M)	2	
1-5	67320-93J40	CABLE, REMOCON 16F (4.8M)	2	
1-6	67320-93J50	CABLE, REMOCON 18F (5.4M)	2	
1-7	67320-93J60	CABLE, REMOCON 20F (6.0M)	2	
1-8	67320-93J70	CABLE, REMOCON 22F (6.7M)	2	
1-9	67320-93J80	CABLE, REMOCON 24F (7.3M)	2	
2	36620-94J01	WIRE ASSY, REMOTE CONTROL	1	
3	09481-10501	·FUZE (10A)	1	
4	36990-87D00	TERMINAL & SLEEVE SET	1	

FIG.89

FIG.89 (1-I-6) OPT:REMOCON CABLE (DF8AR P03)

REF NO.	PART NO.	DESCRIPTION	Q' TY	REMARKS
1-1	67320-93J00	CABLE, REMOCON 8F (2.4M)	2	
1-2	67320-93J10	CABLE, REMOCON 10F (3.1M)	2	
1-3	67320-93J20	CABLE, REMOCON 12F (3.7M)	2	
1-4	67320-93J30	CABLE, REMOCON 14F (4.2M)	2	
1-5	67320-93J40	CABLE, REMOCON 16F (4.8M)	2	
1-6	67320-93J50	CABLE, REMOCON 18F (5.4M)	2	
1-7	67320-93J60	CABLE, REMOCON 20F (6.0M)	2	
1-8	67320-93J70	CABLE, REMOCON 22F (6.7M)	2	
1-9	67320-93J80	CABLE, REMOCON 24F (7.3M)	2	

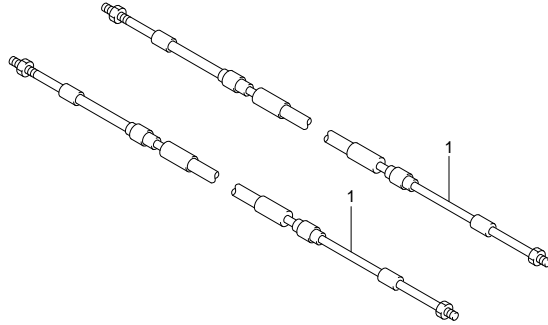


FIG.90

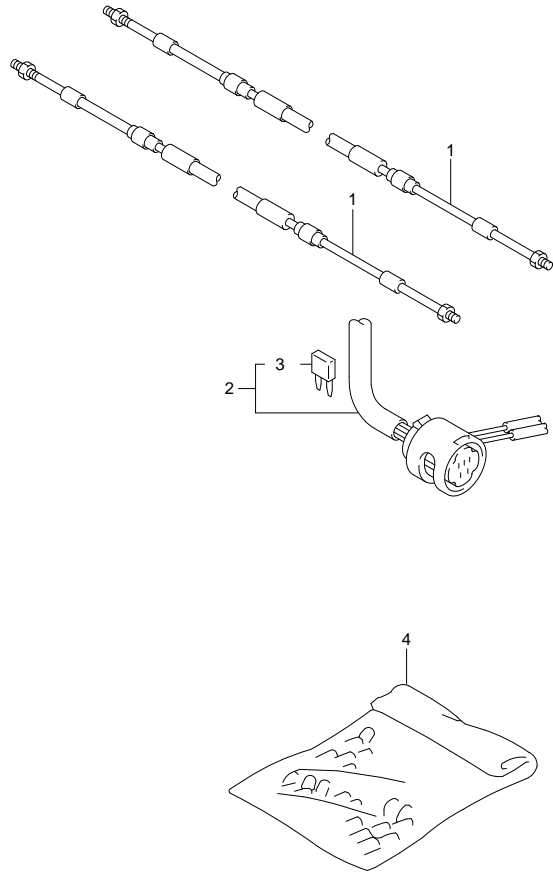


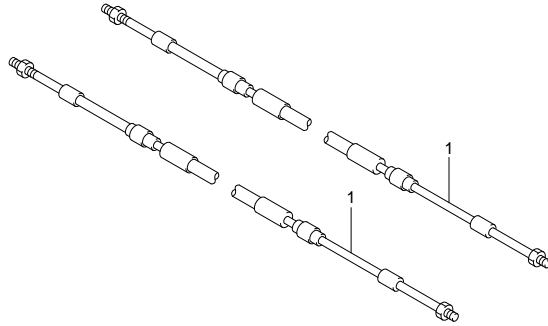
FIG.90 (1-I-7) OPT:REMOCON CABLE (DF15A P03)

REF NO.	PART NO.	DESCRIPTION	Q'TY	REMARKS
1-1	67320-93J00	CABLE, REMOCON 8F (2.4M)	2	
1-2	67320-93J10	CABLE, REMOCON 10F (3.1M)	2	
1-3	67320-93J20	CABLE, REMOCON 12F (3.7M)	2	
1-4	67320-93J30	CABLE, REMOCON 14F (4.2M)	2	
1-5	67320-93J40	CABLE, REMOCON 16F (4.8M)	2	
1-6	67320-93J50	CABLE, REMOCON 18F (5.4M)	2	
1-7	67320-93J60	CABLE, REMOCON 20F (6.0M)	2	
1-8	67320-93J70	CABLE, REMOCON 22F (6.7M)	2	
1-9	67320-93J80	CABLE, REMOCON 24F (7.3M)	2	
2	36620-94J01	WIRE ASSY, REMOTE CONTROL	1	
3	09481-10501	·FUZE (10A)	1	
4	36990-87D00	TERMINAL & SLEEVE SET	1	

FIG.91

FIG.91 (1-I-8) OPT:REMOCON CABLE (DF15AR P03)

REF NO.	PART NO.	DESCRIPTION	Q' TY	REMARKS
1-1	67320-93J00	CABLE, REMOCON 8F (2.4M)	2	
1-2	67320-93J10	CABLE, REMOCON 10F (3.1M)	2	
1-3	67320-93J20	CABLE, REMOCON 12F (3.7M)	2	
1-4	67320-93J30	CABLE, REMOCON 14F (4.2M)	2	
1-5	67320-93J40	CABLE, REMOCON 16F (4.8M)	2	
1-6	67320-93J50	CABLE, REMOCON 18F (5.4M)	2	
1-7	67320-93J60	CABLE, REMOCON 20F (6.0M)	2	
1-8	67320-93J70	CABLE, REMOCON 22F (6.7M)	2	
1-9	67320-93J80	CABLE, REMOCON 24F (7.3M)	2	



PART NO.	FIG. NO. -REF. NO.	PART NO.	FIG. NO. -REF. NO.	PART NO.	FIG. NO. -REF. NO.
10000			5 - 3	12861-99J00	8 - 7
			6 - 3		9 - 7
			7 - 3		10 - 7
		12637-99J00	4 - 4		11 - 7
			5 - 4	12891-99J00	8 - 8
11110-99J00	1 - 1		6 - 4		9 - 8
11115-09G00-001	1 - 23		7 - 4		10 - 8
11118-99JL0	1 - 3	12638-99J00	4 - 5		11 - 8
11119-99JL0	1 - 4		5 - 5	12911-99J00	8 - 10
11141-99J00	1 - 2		6 - 5		9 - 10
11170-99J00	1 - 16		7 - 5		10 - 10
11173-99J00	1 - 20	12700-99J00	8 - 1		11 - 10
11178-99J00	1 - 17		10 - 1	12915-99J00	8 - 11
11196-99J00	1 - 19	12711-99J10	8 - 1		9 - 11
11197-99J00	19 - 4		9 - 1		10 - 11
11216-90J00	1 - 6		10 - 1		11 - 11
11261-93J00	1 - 8		11 - 1	12921-99J00	8 - 12
11291-91B50	19 - 7	12741-93E00	4 - 6		9 - 12
11301-99J00	2 - 1		5 - 6		10 - 12
11382-93E00	1 - 13		6 - 6		11 - 12
12100-99J00-050	3 - 11		7 - 6	12931-09420	8 - 13
12111-99J00-0B0	3 - 1	12761-99J00	4 - 16		9 - 13
12140-99J00	3 - 2		5 - 15		10 - 13
12151-99J00	3 - 3		6 - 16		11 - 13
12160-99J00	3 - 5		7 - 15	12932-09G00	8 - 14
12163-99J00	3 - 6	12764-99J00	4 - 17		9 - 14
12220-99J00	3 - 8		5 - 16		10 - 14
12341-99J00	3 - 9		6 - 17		11 - 14
12625-99J00	4 - 11		7 - 16	12933-71C00	8 - 15
	5 - 11	12840-99J00	8 - 3		9 - 15
	6 - 11		9 - 3		10 - 15
	7 - 11		10 - 3		11 - 15
	81 - 2		11 - 3	13111-99J00	12 - 1
12625-99J10	82 - 2	12842-49201	8 - 4	13119-99J00	12 - 2
	4 - 11		9 - 4	13124-99J00	13 - 32
	6 - 11		10 - 4		14 - 26
12631-99JL0	4 - 1		11 - 4		15 - 39
	5 - 1	12843-27A00	8 - 5		16 - 33
	6 - 1		9 - 5	13125-99J00	13 - 31
	7 - 1		10 - 5		14 - 25
12635-99J00	4 - 2		11 - 5		15 - 38
	5 - 2	12843-99J00	8 - 6		16 - 32
	6 - 2		9 - 6	13200-99J00	13 - 1
	7 - 2		10 - 6	13200-99J10	13 - 1
12636-99J00	4 - 3		11 - 6		14 - 1

PART NO.	FIG. NO. -REF. NO.	PART NO.	FIG. NO. -REF. NO.	PART NO.	FIG. NO. -REF. NO.
13200-99J20	15 - 1	13281-99J00	13 - 29		16 - 24
13200-99J30	15 - 1		14 - 23	13436-91J00	13 - 33
	16 - 1		15 - 36		14 - 27
13236-99J00	13 - 2	13282-99J00	16 - 30		15 - 40
	14 - 2		13 - 19		16 - 34
13236-99J20	15 - 2		14 - 19	13441-99J00	15 - 18
	16 - 2		15 - 22		16 - 18
13239-94J00	13 - 5	13283-99J00	16 - 22	13443-99J00	15 - 19
	14 - 5		13 - 18		16 - 19
	15 - 5		14 - 18	13493-99J00	15 - 20
	16 - 5		15 - 21		16 - 20
13240-99J00	13 - 14		16 - 21	13494-94J00	15 - 33
13240-99J10	13 - 14	13295-14G00	13 - 26		16 - 27
	14 - 14		15 - 29	13495-94J00	15 - 34
13240-99J20	15 - 14	13361-99J00	13 - 21		16 - 28
13240-99J30	15 - 14		15 - 24	13496-99J00	15 - 35
	16 - 14	13362-94J00	13 - 22		16 - 29
13247-94J00	13 - 8		15 - 25	13513-99J00	13 - 34
	14 - 8	13363-94J00	13 - 23		14 - 28
	15 - 8		15 - 26		15 - 41
13250-99J00	16 - 8	13364-94J00	13 - 24		16 - 35
	13 - 6		15 - 27	13534-94J00	13 - 12
	14 - 6	13365-94J00	13 - 25		14 - 12
	15 - 6		15 - 28		15 - 12
	16 - 6	13367-94J00	13 - 20		16 - 12
13251-99J00	13 - 15		13 - 27	13640-99J00	13 - 35
	14 - 15		14 - 20		15 - 42
	15 - 15		14 - 21	13710-99J00	12 - 6
	16 - 15		15 - 23	13802-94J00	13 - 11
13254-94J00	13 - 10		15 - 31		14 - 11
	14 - 10		16 - 23		15 - 11
	15 - 10	13368-99J00	16 - 25		16 - 11
13268-94J00	16 - 10		13 - 28	13810-99J00	12 - 5
	13 - 13		14 - 22	13832-94J00	12 - 8
	14 - 13		15 - 32	15100-94J02	17 - 10
	15 - 13		16 - 26	15131-99J00	17 - 13
13275-99J00	16 - 13	13370-94J00	13 - 7	15170-94J02	17 - 11
	13 - 17		14 - 7	15191-99J11	17 - 6
	14 - 17		15 - 7	15192-99J11	17 - 4
	15 - 17		16 - 7	15193-99J11	17 - 5
13279-99J00	16 - 17	13375-26E00	13 - 9	15251-93E00	17 - 12
	13 - 16		14 - 9	15410-98500	17 - 1
	14 - 16		15 - 9	16400-99JL0	25 - 1
	15 - 16		16 - 9	16440-11D00	2 - 4
	16 - 16	13428-06F30	15 - 30	16510-45H10	25 - 5

DF8A/9.9A P03 012

PART NO.	FIG. NO. -REF. NO.	PART NO.	FIG. NO. -REF. NO.	PART NO.	FIG. NO. -REF. NO.
16512-99J00	25 - 6		84 - 3		28 - 15
16515-99J00	57 - 6		85 - 3	21241-99J00	27 - 13
16542-99J00	25 - 2	19131-95502	21 - 2		29 - 13
16910-99J00	25 - 12		23 - 2		84 - 6
16930-99J00	25 - 13	19148-99J00	21 - 3		85 - 6
17400-99J00	18 - 18		23 - 3	22511-99011	53 - 1
17411-94J00	18 - 1	19148-99J10	22 - 3		54 - 1
17413-94J00	18 - 2		24 - 3		55 - 1
17461-93903	18 - 3	19184-99J00	21 - 4		56 - 1
17471-99J00	18 - 4		23 - 4	23111-99J00	26 - 10
17472-99J00	18 - 5	19184-99J10	22 - 4		27 - 10
17473-94J00	18 - 6		24 - 4		28 - 10
17561-99J00	18 - 7		84 - 4		29 - 10
	58 - 13		85 - 4	23111-99J10	26 - 10
17561-99J10	18 - 7	19185-99J00	22 - 5		27 - 10
	58 - 13		24 - 5		28 - 10
17563-94J00	18 - 8		84 - 5		29 - 10
	58 - 14		85 - 5	23115-99J00	26 - 16
17564-99J00	18 - 9	19656-99J00	21 - 5		28 - 16
17565-99J00	58 - 1		23 - 5	23131-99J00	26 - 11
17631-99J20	18 - 10	19810-99J00	21 - 6		27 - 11
17632-99J20	18 - 11		23 - 6		28 - 11
17670-94J00	19 - 1				29 - 11
17681-99J00	19 - 2			23210-99J00	27 - 14
17913-93J00	58 - 2				29 - 14
17914-93J00	58 - 3				84 - 7
17917-87L00	59 - 28				85 - 7
18100-99J00	20 - 1			23311-95J00	30 - 1
18120-99J00	20 - 2			25111-99J00	30 - 2
18130-99J00	20 - 3	20000		25211-99J00	30 - 5
18142-98600	20 - 4	21122-99J00	26 - 1	25215-99J00	30 - 6
18181-99J00	20 - 5		27 - 1	25311-99J00	30 - 3
18193-99J00	20 - 9		28 - 1	29103-93J00	60 - 26
18210-99J00	20 - 6		29 - 1		61 - 26
18280-99J00	20 - 7	21126-99J00	26 - 7		62 - 26
18290-99J00	20 - 11		27 - 7		63 - 26
18498-99J00	17 - 16		28 - 7	29116-93J00	59 - 14
19120-99J00	21 - 1		29 - 7	29141-93J00	18 - 13
	23 - 1	21127-99J00	26 - 13		30 - 7
19120-99J10	22 - 1		28 - 13		49 - 13
	24 - 1	21210-99J00	26 - 9		50 - 13
	84 - 2		27 - 9		51 - 13
	85 - 2		28 - 9		52 - 13
19122-99J00	22 - 2		29 - 9		59 - 26
	24 - 2	21212-99J00	26 - 15	29162-93J00	59 - 27

PART NO.	FIG. NO. -REF. NO.	PART NO.	FIG. NO. -REF. NO.	PART NO.	FIG. NO. -REF. NO.
29162-93J10	50 - 19	32102-99J00	33 - 6		38 - 9
	52 - 19		34 - 4		39 - 9
29404-93J10	77 - 5		35 - 6	33410-99J00	40 - 9
	78 - 5		36 - 4		37 - 11
29440-93J00	53 - 20		81 - 13		38 - 11
	54 - 24		82 - 13		39 - 11
	55 - 20	32102-99J10	33 - 6	33500-07H00	40 - 11
	56 - 24		35 - 6		37 - 10
		32104-99J00	81 - 12		38 - 10
			82 - 12		39 - 10
		32120-99J00	33 - 1		40 - 10
			34 - 1	33800-99J00	81 - 20
			35 - 1		82 - 20
30000			36 - 1	33810-99J00	45 - 1
			81 - 14		46 - 1
31000-99J00	81 - 1		82 - 14		47 - 1
	82 - 1	32120-99J10	33 - 3		48 - 1
31100-94J21	32 - 1		35 - 3		81 - 21
	81 - 4	32140-99J10	33 - 4		82 - 21
	82 - 4		35 - 4	33816-94J01	77 - 10
31101-99J00	81 - 3	32800-95J01	77 - 3		78 - 10
	82 - 3		78 - 3	33833-91J00	69 - 55
31131-94J00	32 - 2	32800-99J00	37 - 1		70 - 55
31135-90J00	32 - 3		38 - 1	33833-94JL0	37 - 13
31151-94J00	32 - 4		39 - 1		38 - 13
31152-90J00	32 - 5		40 - 1		39 - 13
31153-90J00	32 - 6		81 - 17		40 - 13
31171-96J00	32 - 7		82 - 17	33833-94J10	37 - 14
31173-94J00	32 - 8	32801-95J01	77 - 2		38 - 14
31191-96J00	32 - 9		78 - 2		39 - 14
31220-94J00	32 - 10	32801-99J00	81 - 16		40 - 14
31310-90J00	32 - 11		82 - 16	33833-99J00	41 - 11
31320-94J00	32 - 12	32890-99J00	37 - 3		42 - 9
31341-94J00	32 - 13		38 - 3		43 - 11
31343-90J00	32 - 14		39 - 3		44 - 9
31344-90J00	32 - 15		40 - 3	33833-99J10	45 - 11
31360-93J01	32 - 16	32900-99J00	37 - 8		46 - 9
31912-99J00	32 - 17		38 - 8		47 - 11
	81 - 5		39 - 8		48 - 9
	82 - 5		40 - 8	34200-93J20	79 - 1
31918-94J00	32 - 18		81 - 19		80 - 1
	81 - 6		82 - 19	34200-93J31	79 - 1
	82 - 6	32900-99J10	37 - 8		80 - 1
32000-99J00	77 - 1		39 - 8	34830-87J20	41 - 1
	78 - 1	32980-99J00	37 - 9		42 - 1

DF8A/9.9A P03 012

PART NO.	FIG. NO. -REF. NO.	PART NO.	FIG. NO. -REF. NO.	PART NO.	FIG. NO. -REF. NO.
34830-87J20	43 - 1		78 - 14		72 - 5
	44 - 1	36655-99J00	81 - 22	37143-99E00	71 - 6
36360-99J00	41 - 3		82 - 22		72 - 6
	43 - 3	36656-99J00	45 - 7	37149-93J00	71 - 7
36360-99J10	42 - 3		47 - 7		72 - 7
	44 - 3	36656-99J10	46 - 5	37161-89E13	41 - 5
	84 - 15		48 - 5		43 - 5
36367-99J00	85 - 15		84 - 19		81 - 24
	41 - 4		85 - 19		82 - 24
	42 - 4	36656-99J20	81 - 23	37721-93J90	71 - 8
	43 - 4		82 - 23		72 - 8
	44 - 4	36740-94J00	77 - 11	37721-95500	87 - 11
36610-99J00	45 - 3		78 - 11	37721-99J10	41 - 7
	47 - 3	36890-93J00	86 - 16		42 - 5
	81 - 30	36990-87D00	77 - 21		43 - 7
	82 - 30		78 - 21		44 - 5
36610-99J10	45 - 3		79 - 4		81 - 25
	47 - 3		80 - 4		82 - 25
36610-99J20	46 - 2		88 - 4	37724-99J00	41 - 8
	48 - 2		90 - 4		42 - 6
	84 - 16	37110-94J01	71 - 4		43 - 8
	85 - 16		72 - 4		44 - 6
36615-96300	45 - 6	37141-99EA0	71 - 5		81 - 26
	45 - 6		72 - 5		82 - 26
	47 - 6	37141-99EB0	71 - 5	37726-99J00	20 - 13
	47 - 6		72 - 5	37726-99J10	41 - 9
	77 - 4	37141-99E00	71 - 5		42 - 7
	78 - 4		72 - 5		43 - 9
	79 - 2	37141-99E10	71 - 5		44 - 7
	80 - 2		72 - 5		81 - 27
36618-43410	45 - 5	37141-99E20	71 - 5		82 - 27
	46 - 4		72 - 5	37801-98300	77 - 12
	47 - 5	37141-99E30	71 - 5		78 - 12
	48 - 4		72 - 5	37820-93E10	41 - 2
	81 - 31	37141-99E40	71 - 5		42 - 2
	82 - 31		72 - 5		43 - 2
	84 - 18	37141-99E50	71 - 5		44 - 2
	85 - 18		72 - 5	37820-93J03	71 - 9
36620-94J01	71 - 53	37141-99E60	71 - 5		72 - 9
	72 - 53		72 - 5	37823-92E01	69 - 52
	88 - 2	37141-99E70	71 - 5		70 - 52
	90 - 2		72 - 5		71 - 10
36628-92E00	71 - 3	37141-99E80	71 - 5		72 - 10
	72 - 3		72 - 5	37826-92E00	69 - 53
36634-93910	77 - 14	37141-99E90	71 - 5		70 - 53

PART NO.	FIG. NO. -REF. NO.	PART NO.	FIG. NO. -REF. NO.	PART NO.	FIG. NO. -REF. NO.
37826-92E00	71 - 11		76 - 1	43415-99J00	53 - 25
	72 - 11	41210-99JL1	49 - 21		55 - 25
37830-99J10	69 - 51		50 - 26	43420-99J10	53 - 26
	70 - 51		51 - 21		55 - 26
37835-95D00	69 - 54		52 - 26	43424-99J00	53 - 27
	70 - 54	41211-99JL0	49 - 3		55 - 27
37850-93J10	86 - 4		50 - 3	43427-99J00	53 - 28
37859-90J00	71 - 52		51 - 3		55 - 28
	72 - 52		52 - 3	43428-99J00	53 - 29
38500-93J00	71 - 13	41212-91J00	49 - 4		55 - 29
	72 - 13		50 - 4	43512-99J00	53 - 30
38860-76F01	32 - 19		51 - 4		55 - 30
	81 - 7		52 - 4	43514-94J00	53 - 31
	82 - 7	41213-98100	49 - 5		55 - 31
38915-90J00	32 - 20		50 - 5	43514-99J00	53 - 32
	81 - 8		51 - 5		55 - 32
	82 - 8		52 - 5	43516-89J00	53 - 33
39600-94J01	77 - 9	41225-94502	53 - 8		55 - 33
	78 - 9		54 - 12	43711-99J00	53 - 3
39601-95D00	77 - 13		55 - 8		54 - 3
	78 - 13		56 - 12		55 - 3
39602-93900	77 - 15	43111-99J00-0EP	53 - 2		56 - 3
	78 - 15		54 - 2	43750-99J20-0EP	53 - 4
39603-94400	77 - 16		55 - 2		54 - 4
	78 - 16		56 - 2		55 - 4
		43111-99J10-0EP	53 - 2		56 - 4
			54 - 2	43750-99J30-0EP	53 - 4
			55 - 2		54 - 4
4 0 0 0 0			56 - 2		55 - 4
		43211-87JL0	54 - 7		56 - 4
41111-94J20-0EP	50 - 1		56 - 7	43755-99J00	54 - 8
	52 - 1	43211-99J00	53 - 7		56 - 8
41111-99J00-0EP	49 - 1		55 - 7		84 - 11
	51 - 1	43410-99J00	53 - 23		85 - 11
41121-94J20-0EP	50 - 2		55 - 23	45212-99J10	53 - 9
	52 - 2	43411-939L0	53 - 18		54 - 13
41121-99J00-0EP	49 - 2		54 - 22		55 - 9
	51 - 2		55 - 18		56 - 13
41130-93E02	50 - 7		56 - 22	45231-99J10	53 - 10
	52 - 7	43412-93900	53 - 19		54 - 14
	50 - 20		54 - 23		55 - 10
41153-96300	52 - 20		55 - 19		56 - 14
	50 - 9		56 - 23	45241-99JL1	53 - 11
41161-94400	52 - 9	43412-99J00	53 - 24		54 - 15
	75 - 1		55 - 24		55 - 11

DF8A/9. 9A P03 012

PART NO.	FIG. NO. -REF. NO.	PART NO.	FIG. NO. -REF. NO.	PART NO.	FIG. NO. -REF. NO.
61157-99J00	63 - 7		63 - 22	63121-99J00-0EP	69 - 6
61400-99J01-0EP	64 - 1	61642-99J00	60 - 23		70 - 6
	65 - 1		61 - 23	63122-99J00	69 - 7
	66 - 1		62 - 23		70 - 7
	67 - 1		63 - 23	63131-99J00-0EP	69 - 8
61412-99J00	60 - 18	61643-99J00	60 - 19		70 - 8
	61 - 18		61 - 19	63133-99J00	69 - 9
	62 - 18		62 - 19		70 - 9
	63 - 18		63 - 19	63210-99J00	69 - 10
61433-99J00	64 - 2	61810-99J00-0EP	60 - 1		70 - 10
	65 - 2		61 - 1	63215-93110	69 - 50
	66 - 2		62 - 1		70 - 50
	67 - 2		63 - 1	63221-99J00	69 - 11
61435-99J00	64 - 8	61813-99J00	60 - 33		70 - 11
	65 - 8		61 - 31	63225-99J00	69 - 12
61435-99J10	66 - 8		62 - 33		70 - 12
	67 - 8		63 - 31	63226-99J00	69 - 13
61443-99J00	64 - 5	61815-99J00	60 - 4		70 - 13
	65 - 5		61 - 4	63228-99J00	69 - 14
	66 - 5		62 - 4		70 - 14
61453-99J00	67 - 5	61821-99J00-0EP	63 - 4	63244-99J00	69 - 15
	64 - 6		60 - 3		70 - 15
	65 - 6		61 - 3	63245-99J00	69 - 16
	66 - 6		62 - 3		70 - 16
	67 - 6		63 - 3	63246-99J00	69 - 17
61458-99E31	64 - 9	61827-99J00	60 - 31		70 - 17
	65 - 9		62 - 31	63247-99J00	69 - 18
	66 - 9	61831-99J00-0EP	60 - 12		70 - 18
	67 - 9		61 - 12	63248-99J00	69 - 19
61472-93E00	20 - 16		62 - 12		70 - 19
61493-99J00	4 - 19	61851-93E10	63 - 12	63340-99J00	69 - 20
	5 - 18		60 - 10		70 - 20
	6 - 19		61 - 10	63344-99J00	69 - 21
	7 - 18		62 - 10		70 - 21
61494-99J00	4 - 20		63 - 10	63345-99J00	69 - 22
	5 - 19	63111-99J11-0EP	69 - 1		70 - 22
	6 - 20		70 - 1	63350-99J00	69 - 23
	7 - 19	63114-99J01	69 - 2		70 - 23
61610-93901	60 - 21		70 - 2	63353-99JL0	69 - 24
	61 - 21	63115-99J00	69 - 3		70 - 24
	62 - 21		70 - 3	63354-99J00-0EP	69 - 25
	63 - 21	63115-99J10	69 - 4		70 - 25
61616-93EL0	60 - 22		70 - 4	63355-99J00	69 - 26
	61 - 22	63116-99J00	69 - 5		70 - 26
	62 - 22		70 - 5	63610-99J00	69 - 27

DF8A/9.9A P03 012

PART NO.	FIG. NO. -REF. NO.	PART NO.	FIG. NO. -REF. NO.	PART NO.	FIG. NO. -REF. NO.
63610-99J00	70 - 27		87 - 42	67259-87D00	71 - 34
63640-99J00	69 - 28	67232-95620	87 - 28		72 - 34
	70 - 28	67233-92E00	87 - 26	67261-93J00	86 - 2
65000-95J00	83 - 1	67234-92E00	87 - 22	67261-99E00	71 - 35
65000-99J00	68 - 1	67235-92E00	87 - 27		72 - 35
65700-87J23	83 - 2	67236-92E00	87 - 32	67263-93J00	86 - 3
65700-91J23	68 - 2	67237-92E01	87 - 33	67264-95600	71 - 37
65720-986B0	68 - 7	67238-87D00	71 - 22		72 - 37
65750-87J11	68 - 3		72 - 22	67267-95610	71 - 38
	83 - 3	67238-92E00	87 - 34		72 - 38
65750-95500	83 - 4	67239-92E00	87 - 35	67269-92E00	87 - 29
65750-98505	68 - 4	67239-92E10	87 - 45	67271-92E00	86 - 26
65770-90J00	83 - 5	67240-92E00	87 - 17	67273-92E00	86 - 23
65770-94J00	68 - 5	67241-92E10	87 - 43	67273-95600	71 - 39
65781-98500	68 - 6	67241-99E10	71 - 23		72 - 39
	83 - 6		72 - 23		86 - 22
67130-99J00	84 - 1	67243-92E00	87 - 44	67274-92E00	86 - 24
	85 - 1	67243-95600	71 - 24	67275-95600	71 - 40
67200-93J13	86 - 1		72 - 24		72 - 40
	87 - 1	67244-95600	71 - 25		86 - 21
67200-94J13	71 - 1		72 - 25	67281-93J00	86 - 17
	72 - 1	67245-92E00	87 - 23	67286-92E00	87 - 19
67211-93J00	86 - 27	67245-95600	71 - 26	67287-92E00	86 - 20
67212-95600	71 - 14		72 - 26	67288-92E00	71 - 41
	72 - 14	67246-92E00	87 - 36		72 - 41
67213-92E00	71 - 15	67251-93J00	86 - 12		87 - 4
	72 - 15	67251-99E10	71 - 27	67288-92E10	87 - 6
67220-95630	71 - 18		72 - 27	67288-92E20	86 - 7
	72 - 18	67252-92E10	87 - 39	67288-92E30	86 - 14
67221-92E00	87 - 8	67252-95600	71 - 28	67288-92E40	86 - 10
67222-92E00	87 - 2		72 - 28	67291-92E00	87 - 7
67223-92E00	87 - 3	67253-92E00	86 - 15	67291-92E10	87 - 37
67223-99E10	71 - 19	67253-92E10	87 - 38	67292-94300	71 - 42
	72 - 19	67253-95600	71 - 29		72 - 42
67224-92E00	87 - 9		72 - 29		87 - 5
67226-92E00	87 - 15		87 - 40	67294-92E00	87 - 10
67226-92E10	87 - 16	67255-99E00	71 - 30	67294-95600	71 - 43
67227-92E00	87 - 24		72 - 30		72 - 43
67228-92E00	87 - 18	67256-95600	71 - 31	67295-92E00	86 - 8
67229-95600	71 - 20		72 - 31	67295-92E10	86 - 5
	72 - 20	67257-92E00	86 - 11	67296-88D10	86 - 6
67230-92E00	87 - 20	67257-99E00	71 - 32		87 - 13
67231-92E00	87 - 41		72 - 32		87 - 30
67232-95600	71 - 21	67258-99E00	71 - 33	67296-90J00	71 - 44
	72 - 21		72 - 33		72 - 44

PART NO.	FIG. NO. -REF. NO.	PART NO.	FIG. NO. -REF. NO.	PART NO.	FIG. NO. -REF. NO.
67296-92E10	71 - 17 72 - 17 87 - 12		88 - 1 89 - 1 90 - 1 91 - 1	67728-99E00	75 - 6 76 - 6
67296-92E20	87 - 14		91 - 1	68110-96110	64 - 11 65 - 11 66 - 11
67296-92E30	86 - 18	67320-93J50	71 - 55		
67296-92E60	86 - 13		72 - 55		67 - 11
67296-92E70	86 - 9 86 - 28		88 - 1 89 - 1	68111-99J00	64 - 7 65 - 7 66 - 7 67 - 7
67296-94300	71 - 45 72 - 45		90 - 1 91 - 1		
67296-94310	71 - 36 72 - 36	67320-93J60	71 - 55 72 - 55	68165-16B00-13L	71 - 12 72 - 12
67296-95600	71 - 46 72 - 46		88 - 1 89 - 1	69711-93E10	20 - 15
67296-95610	71 - 47		90 - 1	69911-91J00	49 - 20 50 - 25
	72 - 47 86 - 25		91 - 1		51 - 20 52 - 25
67297-95600	71 - 48 72 - 48	67320-93J70	71 - 55 72 - 55 88 - 1 89 - 1		
67320-93J00	71 - 55				
	72 - 55 88 - 1 89 - 1 90 - 1 91 - 1	67320-93J80	90 - 1 91 - 1 71 - 55 72 - 55 88 - 1		90000
67320-93J10	71 - 55 72 - 55 88 - 1 89 - 1 90 - 1		89 - 1 90 - 1 91 - 1	99000-81158-50M	20 - 8
		67340-99J00	73 - 4 74 - 4	99011-99J10-03B	64 - 12 65 - 12 66 - 12 67 - 12
67320-93J20	91 - 1 71 - 55 72 - 55 88 - 1 89 - 1	67467-89J01	84 - 26 85 - 26 73 - 1 74 - 1 84 - 23		00000
	90 - 1 91 - 1		85 - 23 86 - 29	01550-0612A	1 - 21
67320-93J30	71 - 55 72 - 55 88 - 1	67500-93J00	75 - 2	01550-06127	2 - 6 4 - 15 6 - 15 17 - 15
		67701-99J00	76 - 2		
		67721-89J00	75 - 3		
	89 - 1 90 - 1 91 - 1		76 - 3 75 - 4 76 - 4	01550-06167	25 - 11 12 - 10 20 - 14 21 - 13 22 - 8
67320-93J40	71 - 55 72 - 55	67725-99J00	75 - 5 76 - 5		
		67726-99E00			

DF8A/9.9A P03 012

PART NO.	FIG. NO. -REF. NO.	PART NO.	FIG. NO. -REF. NO.	PART NO.	FIG. NO. -REF. NO.
01550-06167	23 - 13 24 - 8 26 - 8 26 - 14 27 - 8		24 - 9 25 - 4 01550-06457 12 - 3 01550-08207 1 - 12 19 - 8		7 - 12 04221-03059 3 - 7 04221-05109 12 - 4 08110-60020 31 - 2 08110-60050 59 - 11
	28 - 8 28 - 14 29 - 8 32 - 21 73 - 5	01550-08257 01550-08307	32 - 22 81 - 10 82 - 10 4 - 14 5 - 14	08310-00067 08316-10087	60 - 27 61 - 27 62 - 27 63 - 27 32 - 23
	74 - 5 81 - 9 82 - 9 84 - 27 85 - 27		6 - 14 7 - 14 19 - 3 2 - 2 02112-06127 26 - 6	08341-31039	81 - 11 82 - 11 4 - 9 4 - 10 5 - 9
01550-06207 01550-06257	1 - 18 25 - 10 1 - 5 17 - 2 37 - 2		27 - 6 28 - 6 29 - 6 02112-06307 33 - 12 35 - 12		5 - 10 6 - 9 6 - 10 7 - 9 7 - 10
	37 - 7 37 - 12 38 - 2 38 - 7 38 - 12	02142-06167	60 - 17 60 - 32 61 - 17 62 - 17 62 - 32	09100-06125	33 - 9 34 - 7 35 - 9 36 - 7 49 - 10
	39 - 2 39 - 7 39 - 12 40 - 2 40 - 7	02162-05127	63 - 17 33 - 5 34 - 3 35 - 5 36 - 3	09100-08228 09100-08232	50 - 10 51 - 10 52 - 10 58 - 7 53 - 22
	40 - 12 77 - 8 78 - 8 81 - 18 82 - 18	03141-0416A 03241-0625A 03522-05169	18 - 12 77 - 20 78 - 20 69 - 49 70 - 49		54 - 26 55 - 22 56 - 26 71 - 2 72 - 2
01550-06307	4 - 13 5 - 13 6 - 13 7 - 13 20 - 10	03542-05169 03542-06129	64 - 3 65 - 3 66 - 3 67 - 3 20 - 12	09100-08239 09100-10312 09103-06237	50 - 16 52 - 16 49 - 7 51 - 7 68 - 8
01550-06357	21 - 14 23 - 14 21 - 15 22 - 9 23 - 15	04211-09109 04211-09149	1 - 15 2 - 3 4 - 12 5 - 12 6 - 12	09103-06267 09103-06276	4 - 7 5 - 7 6 - 7 7 - 7 13 - 30

PART NO.	FIG. NO. -REF. NO.	PART NO.	FIG. NO. -REF. NO.	PART NO.	FIG. NO. -REF. NO.
09103-06276	14 - 24 15 - 37 16 - 31		34 - 2 35 - 2 36 - 2	09159-10050	49 - 8 51 - 8
09103-06281	1 - 11 59 - 7		81 - 15 82 - 15	09159-14014	13 - 36 15 - 43 41 - 6
09108-06141	18 - 14	09126-05003	71 - 49		43 - 6
09108-08286	54 - 9 56 - 9 84 - 12 85 - 12	09126-06006	72 - 49 59 - 25 87 - 25	09159-22006	81 - 29 82 - 29 50 - 8 52 - 8
09111-10032	53 - 39 54 - 29 55 - 39 56 - 29		69 - 36 70 - 35 70 - 36	09160-05024	86 - 19
09116-06094	53 - 34	09137-04004	41 - 10 42 - 8	09160-05029	27 - 16 29 - 16 60 - 20 61 - 20
	55 - 34 69 - 29 69 - 30 69 - 31 70 - 29		43 - 10 44 - 8 81 - 28 82 - 28		62 - 20 63 - 20 84 - 9 85 - 9 86 - 31
	70 - 30 70 - 31		23 - 7 86 - 32	09160-06046	21 - 8 21 - 9
09116-06121	31 - 24 53 - 35 55 - 35	09140-06020	71 - 50 72 - 50 87 - 31		22 - 6 23 - 8 23 - 9
09116-06133	60 - 13 61 - 13 62 - 13 63 - 13	09140-08023-XC0	50 - 17 52 - 17 69 - 37 70 - 37	09160-06055	24 - 6 73 - 2 74 - 2 84 - 24 85 - 24
09116-08122	57 - 3	09140-10031	57 - 17		
	58 - 8 59 - 5 69 - 32 70 - 32	09140-14008	33 - 7 34 - 5 35 - 7 36 - 5	09160-06082	18 - 15 26 - 2 27 - 2 28 - 2 29 - 2
09116-08131	69 - 33	09141-12005	59 - 19		
09116-08137	70 - 33	09148-06017	60 - 16 61 - 16 62 - 16 63 - 16		30 - 8 49 - 11 50 - 11 51 - 11
09116-08138	57 - 16				
09125-05042	58 - 20 69 - 34 70 - 34	09159-08059	53 - 36		52 - 11
	71 - 16 72 - 16 87 - 21		54 - 10 55 - 36 56 - 10		53 - 16 54 - 20 55 - 16
09125-05135	86 - 30		84 - 13		56 - 20
09125-06035	33 - 2		85 - 13		60 - 28

DF8A/9.9A P03 012

PART NO.	FIG. NO. -REF. NO.	PART NO.	FIG. NO. -REF. NO.	PART NO.	FIG. NO. -REF. NO.
09160-06082	61 - 28 62 - 28 63 - 28	09160-20043 09160-20044 09160-21009	31 - 5 31 - 5 31 - 6	09181-15241 09181-20244 09181-20246	31 - 13 31 - 5 31 - 5
09160-06084	37 - 4 38 - 4	09160-25040 09160-25041	31 - 12 31 - 12	09181-20248 09181-20251	31 - 5 31 - 5
09160-06085	39 - 4 40 - 4 68 - 9	09160-25042 09160-27009	31 - 12 53 - 5 54 - 5	09181-25160 09181-25162 09181-25164	31 - 12 31 - 12 31 - 12
09160-06104	71 - 51 72 - 51		55 - 5 56 - 5	09181-25181 09200-05014	31 - 12 53 - 17
09160-06150	4 - 8 5 - 8 6 - 8 7 - 8	09161-04012	60 - 24 61 - 24 62 - 24 63 - 24		54 - 21 55 - 17 56 - 21
09160-08081	50 - 18	09163-06001	69 - 41	09200-06061	53 - 15 54 - 19
09160-08082	52 - 18 53 - 21 54 - 11 54 - 25 55 - 21		69 - 42 70 - 41 70 - 42	09202-04008 09202-04023	55 - 15 56 - 19 18 - 17 69 - 43 70 - 43
	56 - 11 56 - 25 58 - 9 69 - 38 70 - 38	09168-12017 09169-06062	10 - 9 11 - 9 58 - 11 37 - 5 38 - 5	09202-04025 09202-06023 09204-01002	31 - 16 57 - 4 58 - 10 59 - 4 27 - 15
09160-10082	84 - 14 85 - 14 49 - 9 51 - 9 69 - 39	09169-06075	39 - 5 40 - 5 60 - 14 61 - 14 62 - 14		29 - 15 53 - 12 54 - 16 55 - 12 56 - 16
09160-10114	70 - 39 69 - 40 70 - 40	09169-06082 09180-06186	63 - 14 12 - 9 21 - 10	09204-02004 09205-02004 09205-06007	84 - 8 85 - 8 59 - 21 30 - 4 49 - 6
09160-12066	59 - 20		22 - 7		
09160-17024	31 - 11		23 - 10		
09160-17025	31 - 11		24 - 7		50 - 6
09160-17026	31 - 11	09180-06290	12 - 7		51 - 6
09160-17027	31 - 11	09180-06357	49 - 12		52 - 6
09160-17028	31 - 11		50 - 12	09229-04028-XCO	64 - 4
09160-17039	31 - 11		51 - 12		65 - 4
09160-17040	31 - 11		52 - 12		66 - 4
09160-17041	31 - 11	09180-06361	21 - 11	09248-08001	67 - 4 59 - 9
09160-17042	31 - 11		23 - 11	09248-12009	58 - 12
09160-20027	31 - 4	09180-12158	21 - 12	09248-22002	1 - 7
09160-20042	31 - 5		23 - 12		

PART NO.	FIG. NO. -REF. NO.	PART NO.	FIG. NO. -REF. NO.	PART NO.	FIG. NO. -REF. NO.
09260-10006	26 - 3 27 - 3 28 - 3 29 - 3 69 - 44	09320-09016	7 - 17 37 - 6 38 - 6 39 - 6 40 - 6	09403-12406	2 - 5 17 - 14
				09403-13311	45 - 8 46 - 6 47 - 8
	69 - 45 70 - 44 70 - 45	09320-09039	60 - 15 61 - 15 62 - 15 63 - 15	09403-13408	48 - 6 69 - 46 70 - 46
09261-03009	25 - 3	09320-10501	13 - 37	09407-10404	77 - 6 77 - 17
09262-25003	59 - 3				
09263-15012	59 - 2		15 - 44		78 - 6
09263-20024	31 - 7	09380-15001	31 - 3		78 - 17
09280-06012	30 - 9	09381-14001	3 - 4	09407-14403	33 - 11 35 - 11
09280-09012	30 - 10	09381-14004	26 - 4 27 - 4		45 - 2
09280-10016	25 - 14				
09280-13004	25 - 7		28 - 4		45 - 9
09280-17003	1 - 14		29 - 4		46 - 7
09280-22019	1 - 9	09383-04002	26 - 12 27 - 12 28 - 12		47 - 2 47 - 9 48 - 7
09280-26005	17 - 3				
09280-54001	25 - 8				
09280-57002	59 - 12		29 - 12		77 - 19
09282-12017	57 - 5	09385-04003	27 - 17 29 - 17 60 - 25 61 - 25		78 - 19 81 - 33 82 - 33 84 - 20
09282-13003	31 - 22				
09282-27002	53 - 6 54 - 6				
	55 - 6 56 - 6		62 - 25 63 - 25	09407-14407	85 - 20 33 - 10
09283-21009	8 - 2 9 - 2 10 - 2	09385-06012	84 - 10 85 - 10 73 - 3		34 - 8 35 - 10 36 - 8
	11 - 2		74 - 3		37 - 15
09283-30075	3 - 10		84 - 25		38 - 15
09289-05008	8 - 16 9 - 16 10 - 16	09401-08413	85 - 25 60 - 8 61 - 8		39 - 15 40 - 15 41 - 12
	11 - 16		62 - 8		42 - 10
09289-06164	30 - 11		63 - 8		43 - 12
09289-17006	59 - 13	09401-09404	17 - 7		44 - 10
09306-10023	49 - 15 51 - 15	09401-11422	17 - 8		45 - 12
		09401-12413	19 - 5		46 - 10
09306-22006	50 - 15	09401-15404	57 - 7		47 - 12
	52 - 15	09403-12316	60 - 9		48 - 10
09308-08011	4 - 18 5 - 17 6 - 18		61 - 9 62 - 9 63 - 9		81 - 34 82 - 34 84 - 21

DF8A/9.9A P03 012

PART NO.	FIG. NO. -REF. NO.	PART NO.	FIG. NO. -REF. NO.	PART NO.	FIG. NO. -REF. NO.
09407-14407	85 - 21		16 - 3		
09407-25402	77 - 18	09491-82013	15 - 3		
	78 - 18		16 - 3		
09408-00024	77 - 7	09492-35033	13 - 4		
	78 - 7		14 - 4		
09408-00054	17 - 9		15 - 4		
09408-00173	19 - 6		16 - 4		
09408-00265	45 - 10	09492-38011	13 - 4		
	46 - 8		14 - 4		
	47 - 10		15 - 4		
	48 - 8		16 - 4		
09420-03005	18 - 16				
09440-06037	69 - 47				
	70 - 47				
09440-07079	26 - 5				
	27 - 5				
	28 - 5				
	29 - 5				
	69 - 48				
	70 - 48				
09440-18002	25 - 9				
09441-17001	49 - 18				
	50 - 23				
	51 - 18				
	52 - 23				
09471-12028	79 - 3				
	80 - 3				
09481-10501	71 - 54				
	72 - 54				
	88 - 3				
09481-20501	90 - 3				
	45 - 4				
	46 - 3				
	47 - 4				
	48 - 3				
	81 - 32				
	82 - 32				
	84 - 17				
	85 - 17				
09482-00528	1 - 22				
09491-68008	13 - 3				
	14 - 3				
09491-70020	13 - 3				
	14 - 3				
09491-80017	15 - 3				

SUZUKI DF8A/9.9A PARTS CATALOGUE

1ST EDITION

PUBLISHED IN MAY 2011

2011 **SUZUKI MOTOR CORPORATION** All rights reserved.

No part of this document may be modified reproduced, distributed, sold or transmitted in any form or by any means, electronic or mechanical, for any purpose, without the express written permission of Suzuki Motor Corporation.

SUZUKI MOTOR CORPORATION

FIELD QUALITY ASSURANCE GROUP

MOTORCYCLE QUALITY ASSURANCE DEPARTMENT

QUALITY CONTROL

300 TAKATUKA, MINAMI, HAMAMATU, JAPAN

SUZUKI MOTOR CORPORATION

PRINTED IN JAPAN

9900B-45230