

SUZUKI

DF40A/50A/60A

E01

SUZUKI

PARTS CATALOGUE

DF40A/50A/60A

DF40A/AQH

DF40AST

DF50A/ATH

DF60A/ATH/AQH



OUTBOARD MOTOR

2011-6

1ST EDITION

PREFACE

When it becomes necessary to replace parts on SUZUKI OUTBOARD MOTORS, always use SUZUKI GENUINE PARTS which have passed a strict inspection which guarantees quality and performance.

This parts catalogue covers the list of all service parts for SUZUKI DF40A/50A/60A production 2011.

INSTRUCTIONS FOR QUOTING THE CATALOGUE

1. DIMENSIONS

Dimensions of the parts in this catalogue are indicated in unit millimeters.

2. ABBREVIATIONS

Abbreviations used in this catalogue are as follows:

AR	: As required	NT	: Number of teeth
ASSY	: Assembly	OPT	: Optional
E.NO.	: Engine number	OS	: Over size
F.NO.	: Frame number	STD	: Standard
D	: Diameter of material	T	: Thickness
ID	: Inside diameter	US	: Under size
OD	: Outside diameter	W	: Width
L	: Length	W/	: With
LH(PORT)	: Left hand side	S, L, X	: Transom type
RH(STBD)	: Right hand side	SUS	: Stainless steel
~031234	: Up to E.No. 06002F-031234	PTT	: Power trim and tilt
031234~	: From E.No. 06002F-031234		

12 x 34 x 5.6..... Figures in the description column

| | | show the dimensions of parts.

ID OD T(or W, L)

→12345-56781 (Parts No.) : indicates that the parts number was changed to 12345-56781 and the new parts are interchangeable with the former ones but the former ones are not interchangeable with new ones.

←12345-56781 (Parts No.) : indicates that the former and new parts are interchangeable with each other and both are usable.

3. INNER PARTS OF ASSEMBLY

Part name with a dot (.) in front as shown in the description column indicates the component of the assembly also available individually.

4. MODIFICATION NOTICE

A parts bulletin will be sent to you on all occasions when changes in parts occur, including interchangeable modifications between new parts and old ones.

5. NOTE

5-1. There are some different parts from those of production models among spare parts for the administrative reasons and common use of them with other models.

5-2. In respect of rubber hoses and vinyl tubes, please be sure to use them by cutting off according to the length mentioned on parts catalogue or what is actually required on the vehicle.

5-3. Note that the drawings on the illustration page are for ready reference of spare parts number, not to be used as an assembly manual.
When assembling, use "SUZUKI SERVICE MANUAL".

6. MODEL NAME AND ENGINE NUMBER

<u>MODEL</u>	<u>DESTINATION</u>	<u>TYPE</u>	<u>TRANSOM</u>	<u>ENGINE No.</u>
DF40ATL	E01	04003F	S, L	04003F-210001~
DF40AQL	E01	04003F	L	04003F-210001~
DF40AST	E34	04004F	S, L	04004F-210001~
DF50ATL	E01	05003F	S, L	05003F-210001~
DF50ATHL	E01	05003F	L	05003F-210001~
DF60ATL	E01	06002F	S, L, X	06002F-210001~
DF60ATL	E40	06002F	L, X	06002F-210001~
DF60ATHL	E01, E40	06002F	L, X	06002F-210001~
DF60AQL	E01, E40	06002F	L, X	06002F-210001~

MILLIMETER → INCH CONVERSION CHART

	0	1	2	3	4	5	6	7	8	9
00	.000	.039	.079	.118	.157	.197	.236	.276	.315	.354
10	.394	.433	.472	.512	.551	.591	.630	.669	.709	.748
20	.787	.827	.866	.906	.945	.984	1.024	1.063	1.102	1.142
30	1.181	1.220	1.260	1.299	1.339	1.378	1.417	1.457	1.496	1.535
40	1.575	1.614	1.654	1.693	1.732	1.772	1.811	1.850	1.890	1.929
50	1.969	2.008	2.047	2.087	2.126	2.165	2.205	2.214	2.283	2.323
60	2.362	2.402	2.441	2.480	2.520	2.559	2.598	2.638	2.677	2.717
70	2.756	2.795	2.835	2.874	2.913	2.953	2.992	3.031	3.071	3.110
80	3.150	3.189	3.228	3.268	3.307	3.346	3.386	3.425	3.465	3.504
90	3.543	3.583	3.622	3.661	3.701	3.740	3.780	3.819	3.858	3.898

How to read

	0	1	2	3	4
00
10
20	0.906	...
30

23 millimeters equal 0.906 inch

Contents are subject to change without notice or obligation.

FIG. NO.	T I T L E	ADDRESS NO.
1	CYLINDER HEAD	1-B-02
2	CYLINDER BLOCK	1-B-03
3	RING GEAR COVER (DF40A E1)	1-B-04
4	RING GEAR COVER (DF40AQH E1)	1-B-05
5	RING GEAR COVER (DF40AST E34)	1-B-06
6	RING GEAR COVER (DF50A E1)	1-B-07
7	RING GEAR COVER (DF50ATH E1)	1-B-08
8	RING GEAR COVER (DF60A E1)	1-B-09
9	RING GEAR COVER (DF60A E40)	1-B-10
10	RING GEAR COVER (DF60AQH E1)	1-B-11
11	RING GEAR COVER (DF60AQH E40)	1-B-12
12	RING GEAR COVER (DF60ATH E1)	1-B-13
13	RING GEAR COVER (DF60ATH E40)	1-B-14
14	CRANKSHAFT	1-B-15
15	TIMING CHAIN	1-C-02
16	CAMSHAFT	1-C-03
		1-C-04
17	INTAKE MANIFOLD / SILENCER / EXHAUST COVER	1-C-05
18	FUEL VAPOR SEPARATOR (DF40A E1)	1-C-06
19	FUEL VAPOR SEPARATOR (DF40AQH E1)	1-C-07
20	FUEL VAPOR SEPARATOR (DF40AST E34)	1-C-08
21	FUEL VAPOR SEPARATOR (DF50A E1)	1-C-09
22	FUEL VAPOR SEPARATOR (DF50ATH E1)	1-C-10
23	FUEL VAPOR SEPARATOR (DF60A E1)	1-C-11
24	FUEL VAPOR SEPARATOR (DF60A E40)	1-C-12
25	FUEL VAPOR SEPARATOR (DF60AQH E1)	1-C-13
26	FUEL VAPOR SEPARATOR (DF60AQH E40)	1-C-14
27	FUEL VAPOR SEPARATOR (DF60ATH E1)	1-C-15
28	FUEL VAPOR SEPARATOR (DF60ATH E40)	1-D-02
29	FUEL INJECTOR (DF40A E1)	1-D-03
30	FUEL INJECTOR (DF40AQH E1)	1-D-04
31	FUEL INJECTOR (DF40AST E34)	1-D-05
32	FUEL INJECTOR (DF50A E1)	1-D-06
33	FUEL INJECTOR (DF50ATH E1)	1-D-07
34	FUEL INJECTOR (DF60A E1)	1-D-08
35	FUEL INJECTOR (DF60A E40)	1-D-09
36	FUEL INJECTOR (DF60AQH E1)	1-D-10
37	FUEL INJECTOR (DF60AQH E40)	1-D-11
38	FUEL INJECTOR (DF60ATH E1)	1-D-12
39	FUEL INJECTOR (DF60ATH E40)	1-D-13
40	FUEL PUMP (DF40A E1)	1-D-14
41	FUEL PUMP (DF40AQH E1)	1-D-15
42	FUEL PUMP (DF40AST E34)	1-E-02
43	FUEL PUMP (DF50A E1)	1-E-03
44	FUEL PUMP (DF50ATH E1)	1-E-04
45	FUEL PUMP (DF60A E1)	1-E-05
46	FUEL PUMP (DF60A E40)	1-E-06
47	FUEL PUMP (DF60AQH E1)	1-E-07
48	FUEL PUMP (DF60AQH E40)	1-E-08
49	FUEL PUMP (DF60ATH E1)	1-E-09
50	FUEL PUMP (DF60ATH E40)	1-E-10
51	WATER PUMP (DF40A E1)	1-E-11
52	WATER PUMP (DF40AQH E1)	1-E-12
53	WATER PUMP (DF40AST E34)	1-E-13
54	WATER PUMP (DF50A E1)	1-E-14
55	WATER PUMP (DF50ATH E1)	1-E-15
56	WATER PUMP (DF60A E1)	1-F-02
57	WATER PUMP (DF60A E40)	1-F-03
58	WATER PUMP (DF60AQH E1)	1-F-04
59	WATER PUMP (DF60AQH E40)	1-F-05
60	WATER PUMP (DF60ATH E1)	1-F-06
61	WATER PUMP (DF60ATH E40)	1-F-07
62	THERMOSTAT	1-F-08
63	THROTTLE BODY (DF40A E1)	1-F-09
64	THROTTLE BODY (DF40AQH E1)	1-F-10
65	THROTTLE BODY (DF40AST E34)	1-F-11

FIG. NO.	T I T L E	ADDRESS NO.
66	THROTTLE BODY (DF50A E1)	1-F-12
67	THROTTLE BODY (DF50ATH E1)	1-F-13
68	THROTTLE BODY (DF60A E1)	1-F-14
69	THROTTLE BODY (DF60A E40)	1-F-15
70	THROTTLE BODY (DF60AQH E1)	1-G-02
71	THROTTLE BODY (DF60AQH E40)	1-G-03
72	THROTTLE BODY (DF60ATH E1)	1-G-04
73	THROTTLE BODY (DF60ATH E40)	1-G-05
74	OIL PUMP	1-G-06
75	OIL PAN	1-G-07
76	CLUTCH SHAFT (DF40A E1)	1-G-08
77	CLUTCH SHAFT (DF40AQH E1)	1-G-09
78	CLUTCH SHAFT (DF40AST E34)	1-G-10
79	CLUTCH SHAFT (DF50A E1)	1-G-11
80	CLUTCH SHAFT (DF50ATH E1)	1-G-12
81	CLUTCH SHAFT (DF60A E1)	1-G-13
82	CLUTCH SHAFT (DF60A E40)	1-G-14
83	CLUTCH SHAFT (DF60AQH E1)	1-G-15
84	CLUTCH SHAFT (DF60AQH E40)	1-H-02
85	CLUTCH SHAFT (DF60ATH E1)	1-H-03
86	CLUTCH SHAFT (DF60ATH E40)	1-H-04
87	CLUTCH ROD (DF40A E1)	1-H-05
88	CLUTCH ROD (DF40AQH E1)	1-H-06
89	CLUTCH ROD (DF40AST E34)	1-H-07
90	CLUTCH ROD (DF50A E1)	1-H-08
91	CLUTCH ROD (DF50ATH E1)	1-H-09
92	CLUTCH ROD (DF60A E1)	1-H-10
93	CLUTCH ROD (DF60A E40)	1-H-11
94	CLUTCH ROD (DF60AQH E1)	1-H-12
95	CLUTCH ROD (DF60AQH E40)	1-H-13
96	CLUTCH ROD (DF60ATH E1)	1-H-14
97	CLUTCH ROD (DF60ATH E40)	1-H-15
98	TRANSMISSION (DF40A E1)	1-I-02
99	TRANSMISSION (DF40AQH E1)	1-I-03
100	TRANSMISSION (DF40AST E34)	1-I-04
101	TRANSMISSION (DF50A E1)	1-I-05
102	TRANSMISSION (DF50ATH E1)	1-I-06
103	TRANSMISSION (DF60A E1)	1-I-07
104	TRANSMISSION (DF60A E40)	1-I-08
105	TRANSMISSION (DF60AQH E1)	1-I-09
106	TRANSMISSION (DF60AQH E40)	1-I-10
107	TRANSMISSION (DF60ATH E1)	1-I-11
108	TRANSMISSION (DF60ATH E40)	1-I-12
109	STARTING MOTOR	1-I-13
110	MAGNETO	1-I-14
111	RECTIFIER / IGNITION COIL	1-I-15
112	SENSOR (DF40A E1)	1-J-02
113	SENSOR (DF40AQH E1)	1-J-03
114	SENSOR (DF40AST E34)	1-J-04
115	SENSOR (DF50A E1)	1-J-05
116	SENSOR (DF50ATH E1)	1-J-06
117	SENSOR (DF60A E1)	1-J-07
118	SENSOR (DF60A E40)	1-J-08
119	SENSOR (DF60AQH E1)	1-J-09
120	SENSOR (DF60AQH E40)	1-J-10
121	SENSOR (DF60ATH E1)	1-J-11
		1-J-12
		1-J-13
		1-J-14
		1-J-15
		1-K-02
		1-K-03
		1-K-04
		1-K-05
		1-K-06
		1-K-07
		1-K-08

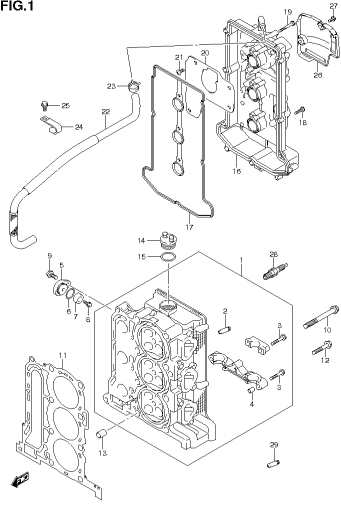
FIG. NO.	T I T L E	ADDRESS NO.
122	SENSOR (DF60ATH E40)	1-K-09
123	HARNESS (DF40A E1)	1-K-10
124	HARNESS (DF40AQH E1)	1-K-11
125	HARNESS (DF40AST E34)	1-K-12
126	HARNESS (DF50A E1)	1-K-13
127	HARNESS (DF50ATH E1)	1-K-14
128	HARNESS (DF60A E1)	1-K-15
129	HARNESS (DF60A E40)	1-L-02
130	HARNESS (DF60AQH E1)	1-L-03
131	HARNESS (DF60AQH E40)	1-L-04
132	HARNESS (DF60ATH E1)	1-L-05
133	HARNESS (DF60ATH E40)	1-L-06
134	PTT SWITCH / ENGINE CONTROL UNIT (DF40A E1)	1-L-07
135	PTT SWITCH / ENGINE CONTROL UNIT (DF40AQH E1)	1-L-08
136	PTT SWITCH / ENGINE CONTROL UNIT (DF40AST E34)	1-L-09
137	PTT SWITCH / ENGINE CONTROL UNIT (DF50A E1)	1-L-10
138	PTT SWITCH / ENGINE CONTROL UNIT (DF50ATH E1)	1-L-11
139	PTT SWITCH / ENGINE CONTROL UNIT (DF60A E1)	1-L-12
140	PTT SWITCH / ENGINE CONTROL UNIT (DF60A E40)	1-L-13
141	PTT SWITCH / ENGINE CONTROL UNIT (DF60AQH E1)	1-L-14
142	PTT SWITCH / ENGINE CONTROL UNIT (DF60AQH E40)	1-L-15
143	PTT SWITCH / ENGINE CONTROL UNIT (DF60ATH E1)	2-B-02
144	PTT SWITCH / ENGINE CONTROL UNIT (DF60ATH E40)	2-B-03
145	CLAMP BRACKET (DF40A E1)	2-B-04
146	CLAMP BRACKET (DF40AQH E1)	2-B-05
147	CLAMP BRACKET (DF40AST E34)	2-B-06
148	CLAMP BRACKET (DF50A E1)	2-B-07
149	CLAMP BRACKET (DF50ATH E1)	2-B-08
150	CLAMP BRACKET (DF60A E1)	2-B-09
151	CLAMP BRACKET (DF60A E40)	2-B-10
152	CLAMP BRACKET (DF60AQH E1)	2-B-11
153	CLAMP BRACKET (DF60AQH E40)	2-B-12
154	CLAMP BRACKET (DF60ATH E1)	2-B-13
155	CLAMP BRACKET (DF60ATH E40)	2-B-14
156	SWIVEL BRACKET (DF40A E1)	2-B-15
157	SWIVEL BRACKET (DF40AQH E1)	2-C-02
158	SWIVEL BRACKET (DF40AST E34)	2-C-03
159	SWIVEL BRACKET (DF50A E1)	2-C-04
160	SWIVEL BRACKET (DF50ATH E1)	2-C-05
161	SWIVEL BRACKET (DF60A E1)	2-C-06
162	SWIVEL BRACKET (DF60A E40)	2-C-07
163	SWIVEL BRACKET (DF60AQH E1)	2-C-08
164	SWIVEL BRACKET (DF60AQH E40)	2-C-09
165	SWIVEL BRACKET (DF60ATH E1)	2-C-10
166	SWIVEL BRACKET (DF60ATH E40)	2-C-11
167	GAS CYLINDER (DF40AQH E1)	2-C-12
168	GAS CYLINDER (DF60AQH E1)	2-C-13
169	GAS CYLINDER (DF60AQH E40)	2-C-14
170	TRIM CYLINDER (DF40A E1)	2-C-15
171	TRIM CYLINDER (DF40AST E34)	2-D-02
172	TRIM CYLINDER (DF50A E1)	2-D-03
173	TRIM CYLINDER (DF50ATH E1)	2-D-04
174	TRIM CYLINDER (DF60A E1)	2-D-05
175	TRIM CYLINDER (DF60A E40)	2-D-06
176	TRIM CYLINDER (DF60ATH E1)	2-D-07
177	TRIM CYLINDER (DF60ATH E40)	2-D-08
178	PTT MOTOR (DF40A E1)	2-D-09
179	PTT MOTOR (DF40AST E34)	2-D-10
180	PTT MOTOR (DF50A E1)	2-D-11
181	PTT MOTOR (DF50ATH E1)	2-D-12
		2-D-13
		2-D-14
		2-D-15
		2-E-02
		2-E-03

FIG. NO.	T I T L E	ADDRESS NO.
182	PTT MOTOR (DF60A E1)	2-E-04
183	PTT MOTOR (DF60A E40)	2-E-05
184	PTT MOTOR (DF60ATH E1)	2-E-06
185	PTT MOTOR (DF60ATH E40)	2-E-07
186	ENGINE HOLDER (DF40A E1)	2-E-08
187	ENGINE HOLDER (DF40AQH E1)	2-E-09
188	ENGINE HOLDER (DF40AST E34)	2-E-10
189	ENGINE HOLDER (DF50A E1)	2-E-11
190	ENGINE HOLDER (DF50ATH E1)	2-E-12
191	ENGINE HOLDER (DF60A E1)	2-E-13
192	ENGINE HOLDER (DF60A E40)	2-E-14
193	ENGINE HOLDER (DF60AQH E1)	2-E-15
194	ENGINE HOLDER (DF60AQH E40)	2-F-02
195	ENGINE HOLDER (DF60ATH E1)	2-F-03
196	ENGINE HOLDER (DF60ATH E40)	2-F-04
197	DRIVE SHAFT HOUSING (DF40A E1)	2-F-05
198	DRIVE SHAFT HOUSING (DF40AQH E1)	2-F-06
199	DRIVE SHAFT HOUSING (DF40AST E34)	2-F-07
200	DRIVE SHAFT HOUSING (DF50A E1)	2-F-08
201	DRIVE SHAFT HOUSING (DF50ATH E1)	2-F-09
202	DRIVE SHAFT HOUSING (DF60A E1)	2-F-10
203	DRIVE SHAFT HOUSING (DF60A E40)	2-F-11
204	DRIVE SHAFT HOUSING (DF60AQH E1)	2-F-12
205	DRIVE SHAFT HOUSING (DF60AQH E40)	2-F-13
206	DRIVE SHAFT HOUSING (DF60ATH E1)	2-F-14
207	DRIVE SHAFT HOUSING (DF60ATH E40)	2-F-15
208	GEAR CASE (DF40A E1)	2-G-02
209	GEAR CASE (DF40AQH E1)	2-G-03
210	GEAR CASE (DF40AST E34)	2-G-04
211	GEAR CASE (DF50A E1)	2-G-05
212	GEAR CASE (DF50ATH E1)	2-G-06
213	GEAR CASE (DF60A E1)	2-G-07
		2-G-08
214	GEAR CASE (DF60A E40)	2-G-09
215	GEAR CASE (DF60AQH E1)	2-G-10
		2-G-11
216	GEAR CASE (DF60AQH E40)	2-G-12
		2-G-13
217	GEAR CASE (DF60ATH E1)	2-G-14
218	GEAR CASE (DF60ATH E40)	2-G-15
219	SIDE COVER (DF40A E1)	2-H-02
220	SIDE COVER (DF40AQH E1)	2-H-03
221	SIDE COVER (DF40AST E34)	2-H-04
		2-H-05
222	SIDE COVER (DF50A E1)	2-H-06
223	SIDE COVER (DF50ATH E1)	2-H-07
224	SIDE COVER (DF60A E1)	2-H-08
225	SIDE COVER (DF60A E40)	2-H-09
226	SIDE COVER (DF60AQH E1)	2-H-10
227	SIDE COVER (DF60AQH E40)	2-H-11
228	SIDE COVER (DF60ATH E1)	2-H-12
229	SIDE COVER (DF60ATH E40)	2-H-13
230	ENGINE COVER (DF40A E1)	2-H-14
231	ENGINE COVER (DF40AQH E1)	2-H-15
232	ENGINE COVER (DF40AST E34)	2-I-02
233	ENGINE COVER (DF50A E1)	2-I-03
234	ENGINE COVER (DF50ATH E1)	2-I-04
235	ENGINE COVER (DF60A E1)	2-I-05
236	ENGINE COVER (DF60A E40)	2-I-06
237	ENGINE COVER (DF60AQH E1)	2-I-07
238	ENGINE COVER (DF60AQH E40)	2-I-08
239	ENGINE COVER (DF60ATH E1)	2-I-09
240	ENGINE COVER (DF60ATH E40)	2-I-10
241	TILLER HANDLE (DF40AQH E1)	2-I-11
		2-I-12
242	TILLER HANDLE (DF50ATH E1)	2-I-13

FIG. NO.	T I T L E	ADDRESS NO.
243	TILLER HANDLE (DF60AQH E1)	2-I-14 2-I-15 2-J-02
244	TILLER HANDLE (DF60AQH E40)	2-J-03 2-J-04 2-J-05
245	TILLER HANDLE (DF60ATH E1)	2-J-06 2-J-07 2-J-08
246	TILLER HANDLE (DF60ATH E40)	2-J-09 2-J-10 2-J-11
247	FUEL TANK (PLASTIC)	2-J-12
248	DRAG LINK (DF40A E1)	2-J-13
249	DRAG LINK (DF40AQH E1)	2-J-14
250	DRAG LINK (DF40AST E34)	2-J-15
251	DRAG LINK (DF50A E1)	2-K-02
252	DRAG LINK (DF50ATH E1)	2-K-03
253	DRAG LINK (DF60A E1)	2-K-04
254	DRAG LINK (DF60A E40)	2-K-05
255	DRAG LINK (DF60AQH E1)	2-K-06
256	DRAG LINK (DF60AQH E40)	2-K-07
257	DRAG LINK (DF60ATH E1)	2-K-08
258	DRAG LINK (DF60ATH E40)	2-K-09
259	METER (DF40A E1)	2-K-10
260	METER (DF40AST E34)	2-K-11
261	METER (DF50A E1)	2-K-12
262	METER (DF60A E1)	2-K-13
263	METER (DF60A E40)	2-K-14
264	WATER PRESSURE GAUGE SUB KIT (DF40A E1)	2-K-15
265	WATER PRESSURE GAUGE SUB KIT (DF40AQH E1)	2-L-02
266	WATER PRESSURE GAUGE SUB KIT (DF40AST E34)	2-L-03
267	WATER PRESSURE GAUGE SUB KIT (DF50A E1)	2-L-04
268	WATER PRESSURE GAUGE SUB KIT (DF50ATH E1)	2-L-05
269	WATER PRESSURE GAUGE SUB KIT (DF60A E1)	2-L-06
270	WATER PRESSURE GAUGE SUB KIT (DF60A E40)	2-L-07
271	WATER PRESSURE GAUGE SUB KIT (DF60AQH E1)	2-L-08
272	WATER PRESSURE GAUGE SUB KIT (DF60AQH E40)	2-L-09
273	WATER PRESSURE GAUGE SUB KIT (DF60ATH E1)	2-L-10
274	WATER PRESSURE GAUGE SUB KIT (DF60ATH E40)	2-L-11
275	OPT:METER (DF40A E1)	2-L-12 2-L-13 2-L-14 2-L-15
276	OPT:METER (DF40AQH E1)	
277	OPT:METER (DF40AST E34)	3-B-02 3-B-03
278	OPT:METER (DF50A E1)	3-B-04 3-B-05
279	OPT:METER (DF50ATH E1)	3-B-06 3-B-07
280	OPT:METER (DF60A E1)	3-B-08 3-B-09
281	OPT:METER (DF60A E40)	3-B-10 3-B-11
282	OPT:METER (DF60AQH E1)	3-B-12 3-B-13
283	OPT:METER (DF60AQH E40)	3-B-14 3-B-15
284	OPT:METER (DF60ATH E1)	3-C-02 3-C-03
285	OPT:METER (DF60ATH E40)	3-C-04 3-C-05
286	OPT:HARNESS (DF40A E1)	3-C-06
287	OPT:HARNESS (DF40AQH E1)	3-C-07
288	OPT:HARNESS (DF40AST E34)	3-C-08
289	OPT:HARNESS (DF50A E1)	3-C-09
290	OPT:HARNESS (DF50ATH E1)	3-C-10
291	OPT:HARNESS (DF60A E1)	3-C-11

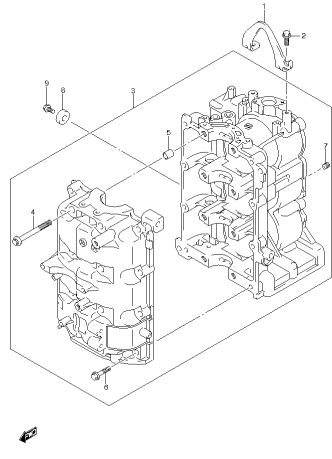
FIG. NO.	T I T L E	ADDRESS NO.
292	OPT:HARNESS (DF60A E40)	3-C-12
293	OPT:HARNESS (DF60AQH E1)	3-C-13
294	OPT:HARNESS (DF60AQH E40)	3-C-14
295	OPT:HARNESS (DF60ATH E1)	3-C-15
296	OPT:HARNESS (DF60ATH E40)	3-D-02
297	OPT:SWITCH (DF40A E1)	3-D-03
		3-D-04
298	OPT:SWITCH (DF40AST E34)	3-D-05
		3-D-06
299	OPT:SWITCH (DF50A E1)	3-D-07
		3-D-08
300	OPT:SWITCH (DF60A E1)	3-D-09
		3-D-10
301	OPT:SWITCH (DF60A E40)	3-D-11
		3-D-12
302	OPT:REMOTE CONTROL (DF40A E1)	3-D-13
		3-D-14
303	OPT:REMOTE CONTROL (DF40AST E34)	3-D-15
		3-E-02
304	OPT:REMOTE CONTROL (DF50A E1)	3-E-03
		3-E-04
305	OPT:REMOTE CONTROL (DF60A E1)	3-E-05
		3-E-06
306	OPT:REMOTE CONTROL (DF60A E40)	3-E-07
		3-E-08
307	OPT:REMOTE CONTROL ASSY SINGLE(1)	3-E-09
308	OPT:REMOTE CONTROL ASSY SINGLE(2)	3-E-10
		3-E-11
309	OPT:TILLER HANDLE (DF40A E1)	3-E-12
		3-E-13
		3-E-14
310	OPT:TILLER HANDLE (DF40AST E34)	3-E-15
		3-F-02
		3-F-03
311	OPT:TILLER HANDLE (DF50A E1)	3-F-04
		3-F-05
		3-F-06
312	OPT:TILLER HANDLE (DF60A E1)	3-F-07
		3-F-08
		3-F-09
313	OPT:TILLER HANDLE (DF60A E40)	3-F-10
		3-F-11
		3-F-12
314	OPT:GASKET SET (DF40A E1)	3-F-13
315	OPT:GASKET SET (DF40AQH E1)	3-F-14
316	OPT:GASKET SET (DF40AST E34)	3-F-15
317	OPT:GASKET SET (DF50A E1)	3-G-02
318	OPT:GASKET SET (DF50ATH E1)	3-G-03
319	OPT:GASKET SET (DF60A E1)	3-G-04
320	OPT:GASKET SET (DF60A E40)	3-G-05
321	OPT:GASKET SET (DF60AQH E1)	3-G-06
322	OPT:GASKET SET (DF60AQH E40)	3-G-07
323	OPT:GASKET SET (DF60ATH E1)	3-G-08
324	OPT:GASKET SET (DF60ATH E40)	3-G-09

FIG.1



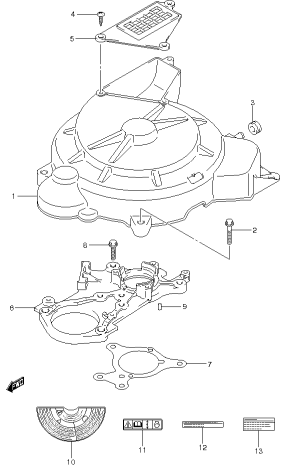
DF40A50A 90A E01 012_001
CYLINDER HEAD

FIG.2



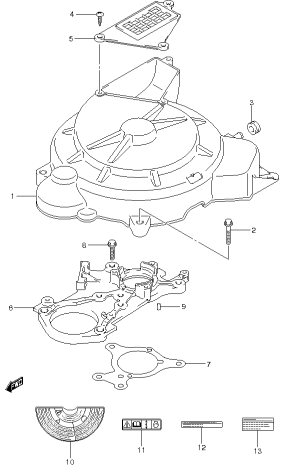
DF40A50A 90A E01 012_002
CYLINDER BLOCK

FIG.3



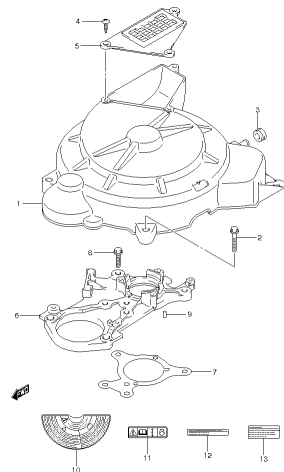
DF40A50A 90A E01 012_003
RING GEAR COVER

FIG.4



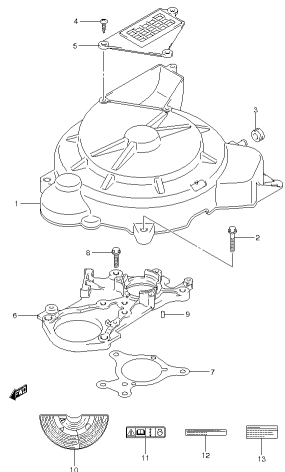
DF40A50A 90A E01 012_004
RING GEAR COVER

FIG.5



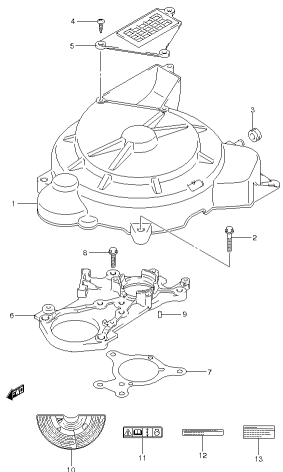
DF40A50A 90A E01 012_005
RING GEAR COVER

FIG.6



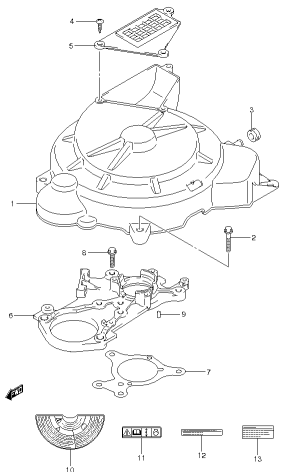
DF40A50A 90A E01 012_006
RING GEAR COVER

FIG.7



DF40A50A 90A E01 012_007
RING GEAR COVER

FIG.8



DF40A50A 90A E01 012_008
RING GEAR COVER

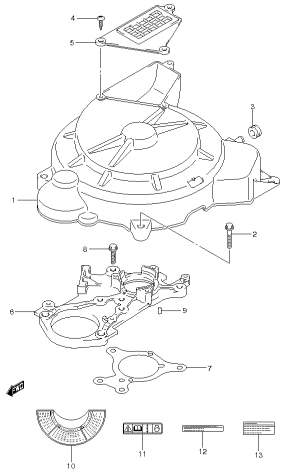
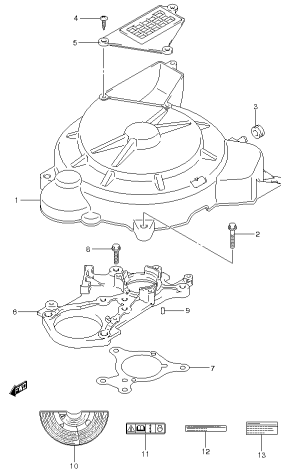
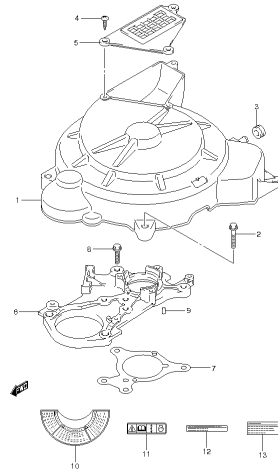
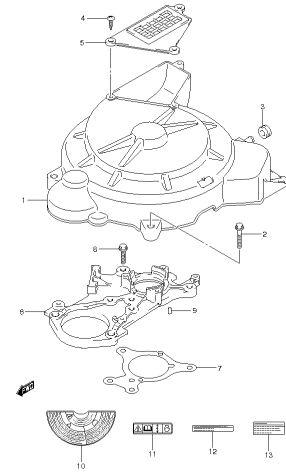
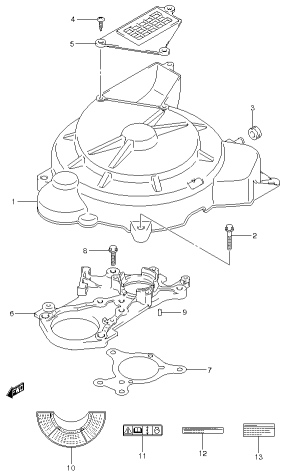
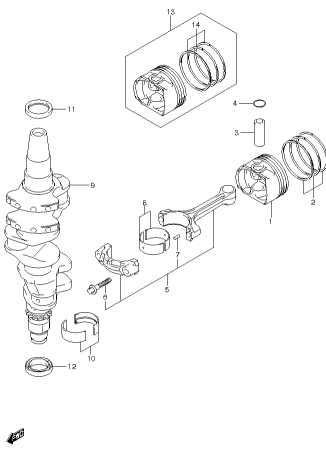
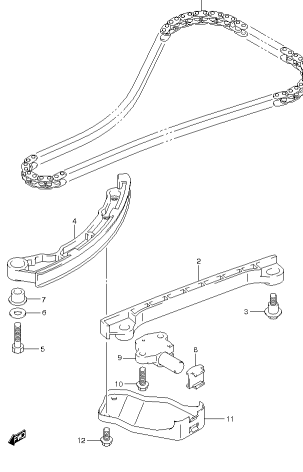
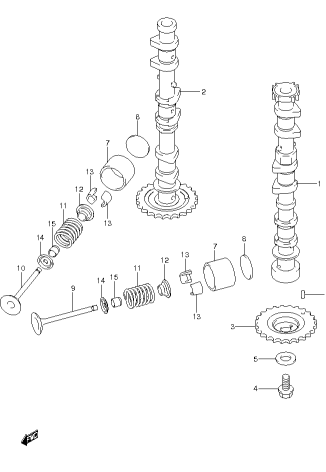
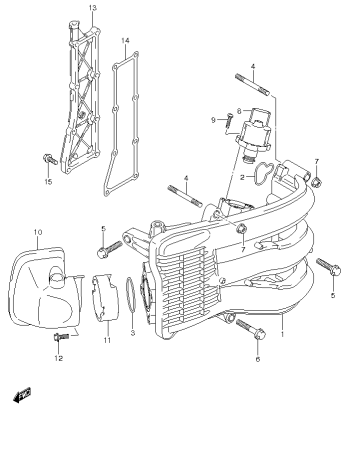
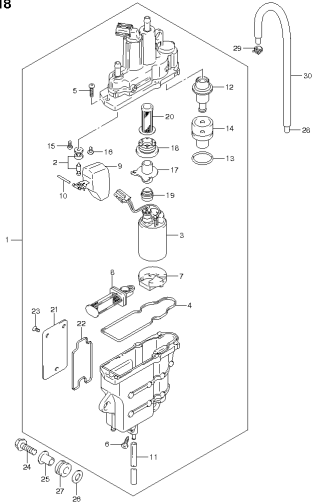
FIG.9DF46A50A 00A E01 012_009
RING GEAR COVER**FIG.10**DF46A50A 00A E01 012_010
RING GEAR COVER**FIG.11**DF46A50A 00A E01 012_011
RING GEAR COVER**FIG.12**DF46A50A 00A E01 012_012
RING GEAR COVER**FIG.13**DF46A50A 00A E01 012_013
RING GEAR COVER**FIG.14**DF46A50A 00A E01 012_014
CRANKSHAFT**FIG.15**DF46A50A 00A E01 012_015
TIMING CHAIN**FIG.16**DF46A50A 00A E01 012_016
CAMSHAFT

FIG.17



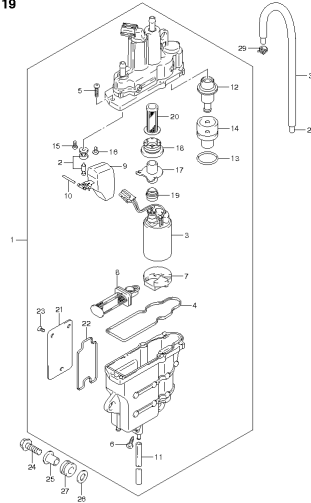
DF40A S0A R0A E01 012_017
INTAKE MANIFOLD COVER

FIG.18



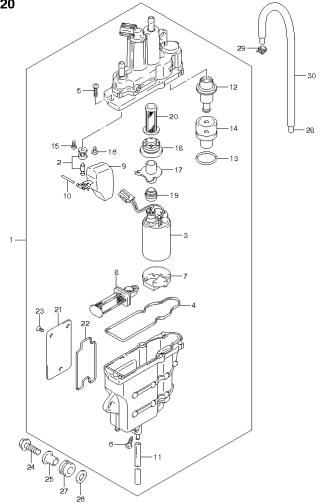
DF40A S0A R0A E01 012_018
FUEL VAPOR SEPARATOR

FIG.19



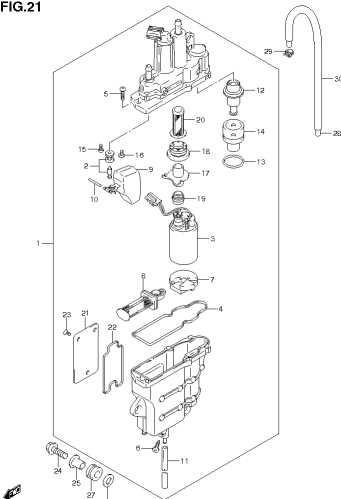
DF40A S0A R0A E01 012_019
FUEL VAPOR SEPARATOR

FIG.20



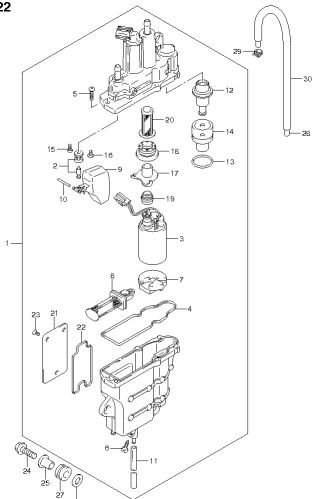
DF40A S0A R0A E01 012_020
FUEL VAPOR SEPARATOR

FIG.21



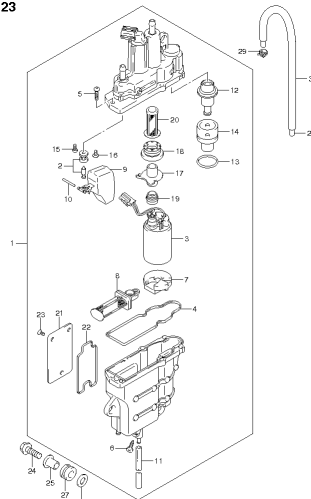
DF40A S0A R0A E01 012_021
FUEL VAPOR SEPARATOR

FIG.22



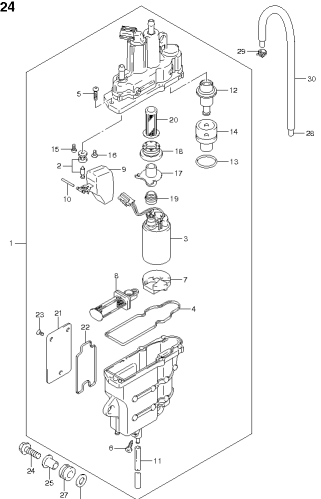
DF40A S0A R0A E01 012_022
FUEL VAPOR SEPARATOR

FIG.23



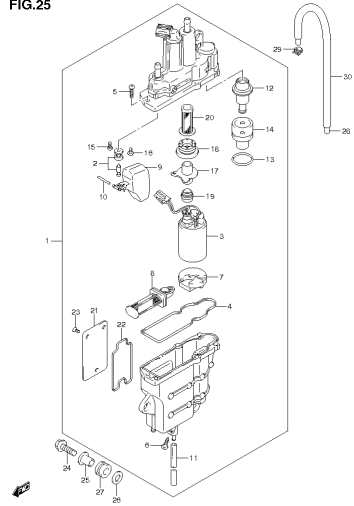
DF40A S0A R0A E01 012_023
FUEL VAPOR SEPARATOR

FIG.24



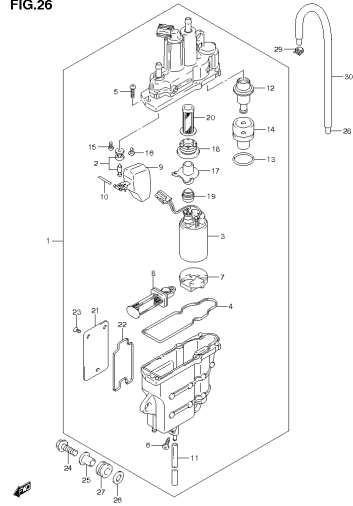
DF40A S0A R0A E01 012_024
FUEL VAPOR SEPARATOR

FIG.25



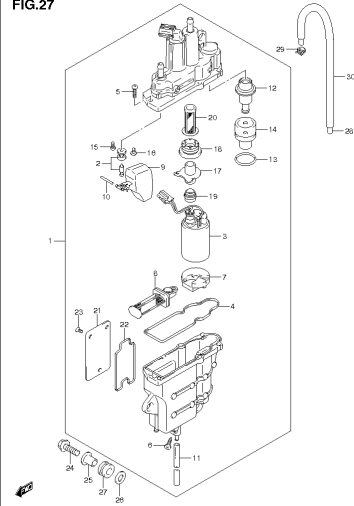
DF40A50A 00A E01 012_025
FUEL VAPOR SEPARATOR

FIG.26



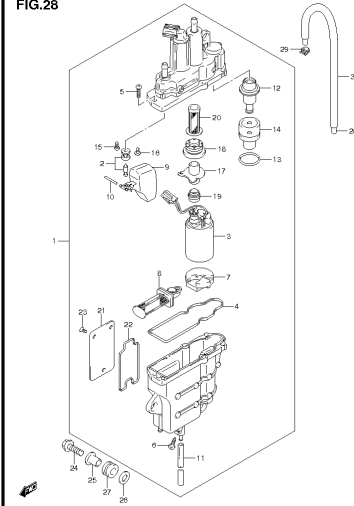
DF40A50A 00A E01 012_026
FUEL VAPOR SEPARATOR

FIG.27



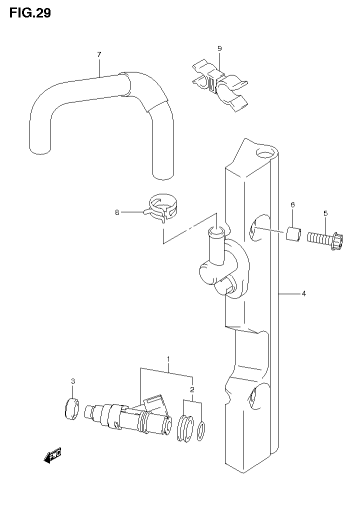
DF40A50A 00A E01 012_027
FUEL VAPOR SEPARATOR

FIG.28



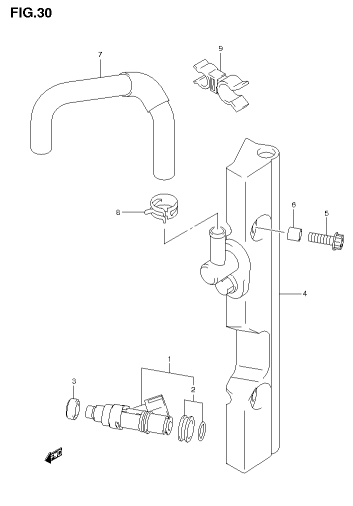
DF40A50A 00A E01 012_028
FUEL VAPOR SEPARATOR

FIG.29



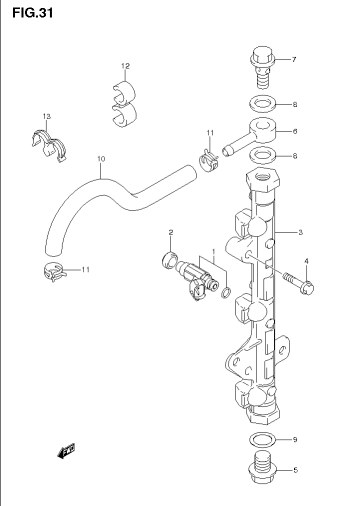
DF40A50A 00A E01 012_029
FUEL INJECTOR

FIG.30



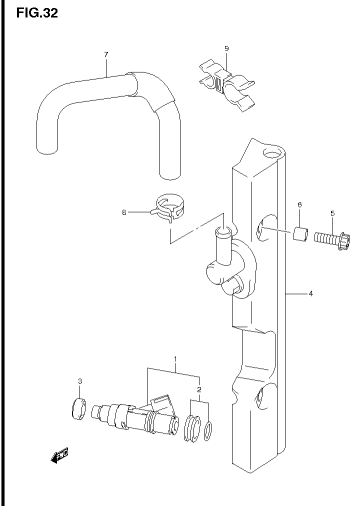
DF40A50A 00A E01 012_030
FUEL INJECTOR

FIG.31



DF40A50A 00A E01 012_031
FUEL INJECTOR

FIG.32



DF40A50A 00A E01 012_032
FUEL INJECTOR

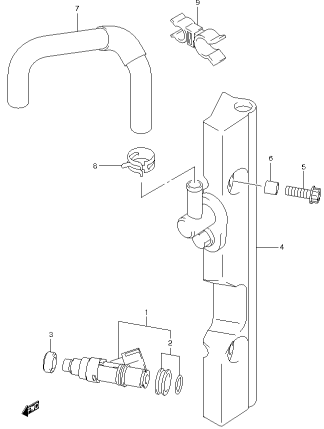
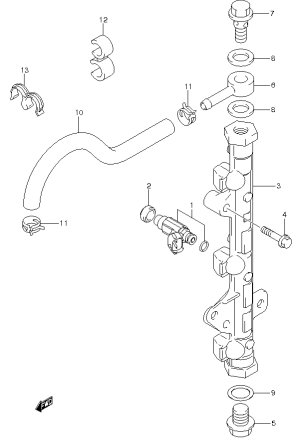
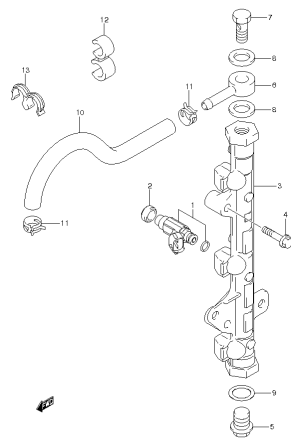
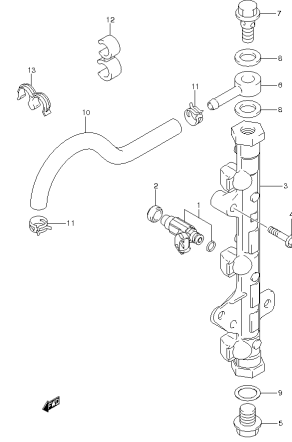
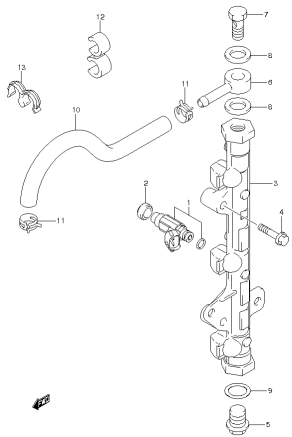
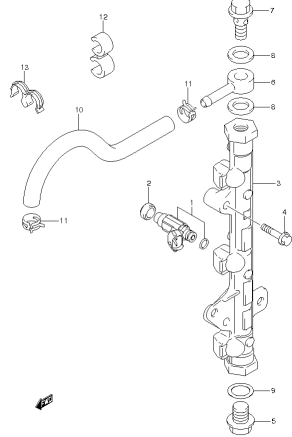
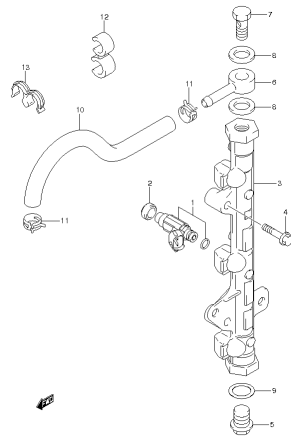
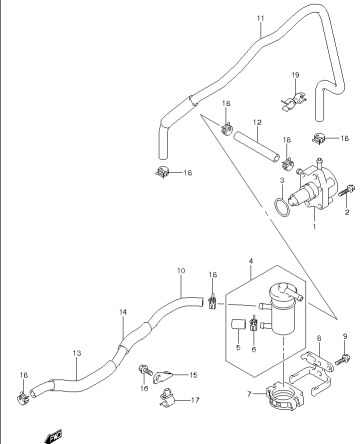
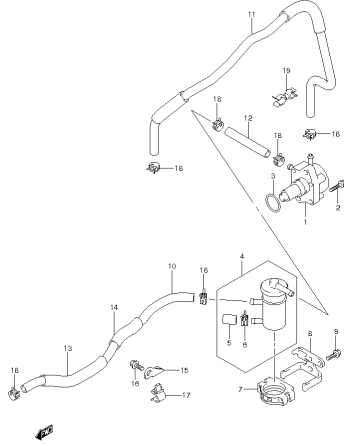
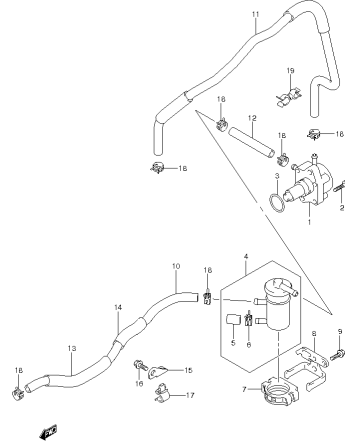
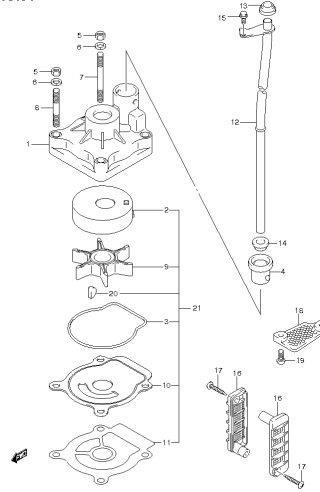
FIG.33DF40A S0A 00A E01 012_033
FUEL INJECTOR**FIG.34**DF40A S0A 00A E01 012_034
FUEL INJECTOR**FIG.35**DF40A S0A 00A E01 012_035
FUEL INJECTOR**FIG.36**DF40A S0A 00A E01 012_036
FUEL INJECTOR**FIG.37**DF40A S0A 00A E01 012_037
FUEL INJECTOR**FIG.38**DF40A S0A 00A E01 012_038
FUEL INJECTOR**FIG.39**DF40A S0A 00A E01 012_039
FUEL INJECTOR**FIG.40**DF40A S0A 00A E01 012_040
FUEL PUMP

FIG.49

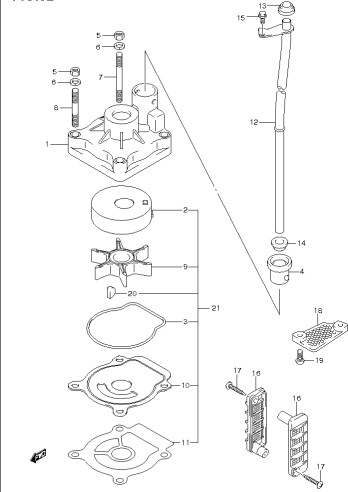
DF46A S0A 00A E01 012_049
FUEL PUMP

FIG.50

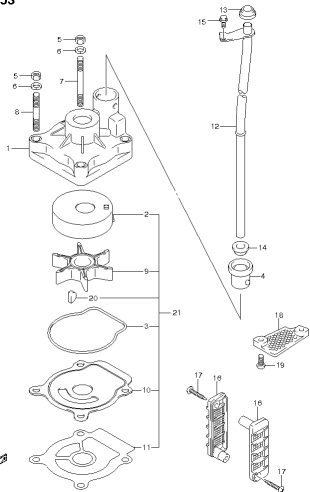
DF46A S0A 00A E01 012_050
FUEL PUMP

FIG.51

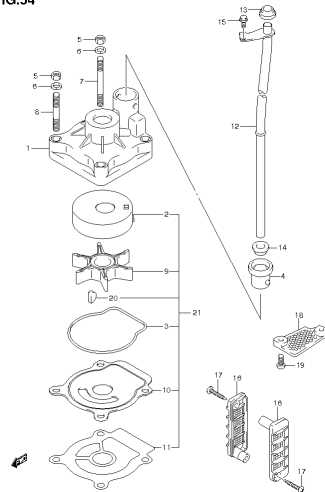
DF46A S0A 00A E01 012_051
WATER PUMP

FIG.52

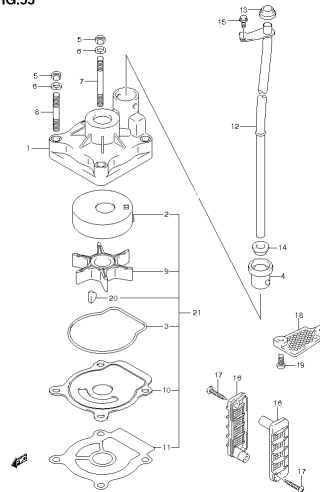
DF46A S0A 00A E01 012_052
WATER PUMP

FIG.53

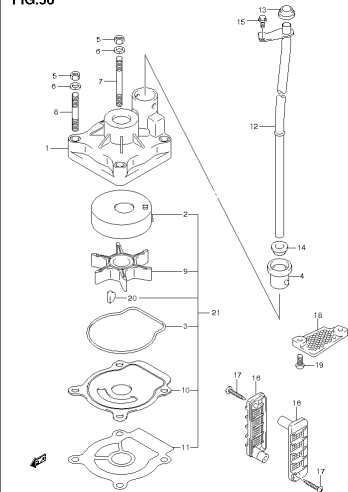
DF46A S0A 00A E01 012_053
WATER PUMP

FIG.54

DF46A S0A 00A E01 012_054
WATER PUMP

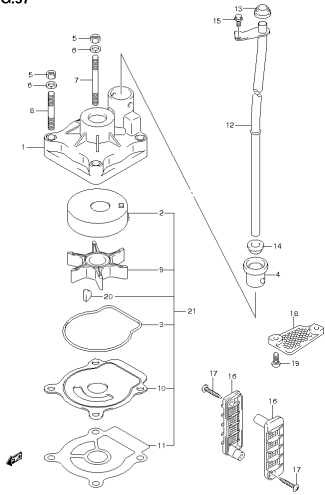
FIG.55

DF46A S0A 00A E01 012_055
WATER PUMP

FIG.56

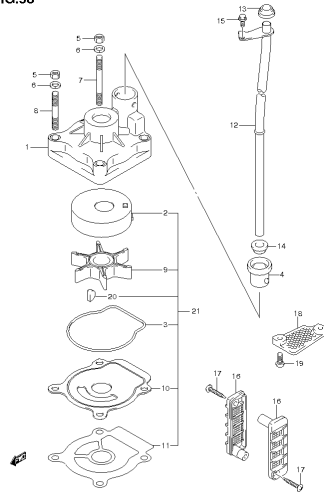
DF46A S0A 00A E01 012_056
WATER PUMP

FIG.57



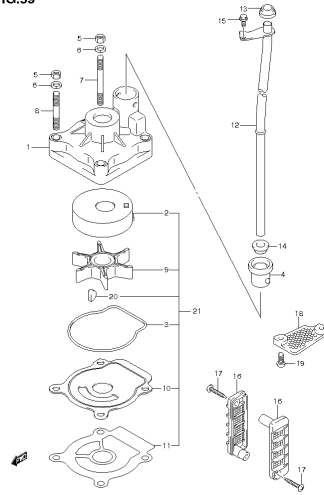
DF46A S0A 90A E01 012_057
WATER PUMP

FIG.58



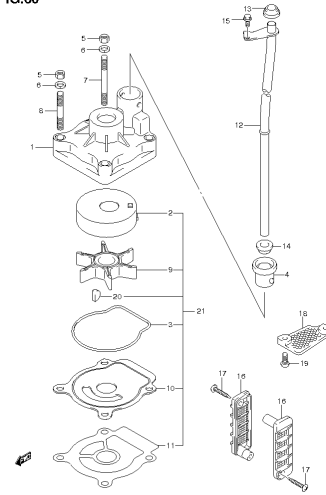
DF46A S0A 90A E01 012_058
WATER PUMP

FIG.59



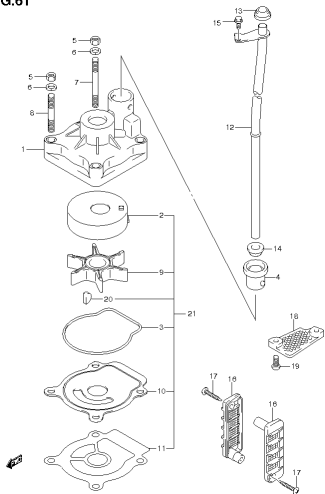
DF46A S0A 90A E01 012_059
WATER PUMP

FIG.60



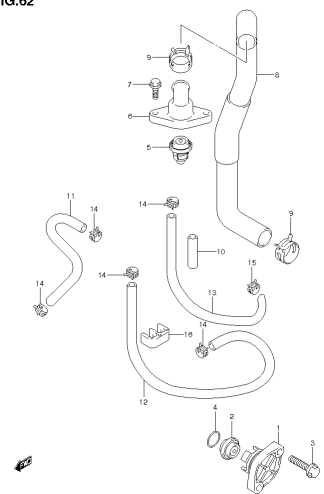
DF46A S0A 90A E01 012_060
WATER PUMP

FIG.61



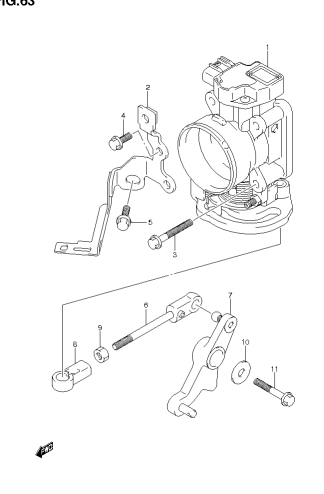
DF46A S0A 90A E01 012_061
WATER PUMP

FIG.62



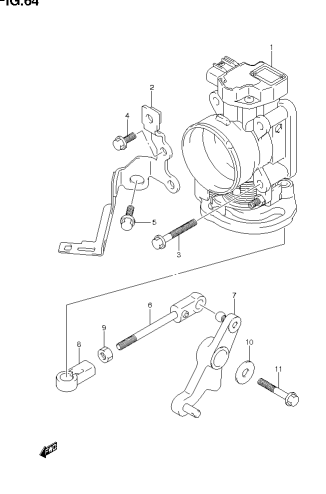
DF46A S0A 90A E01 012_062
THERMOSTAT

FIG.63



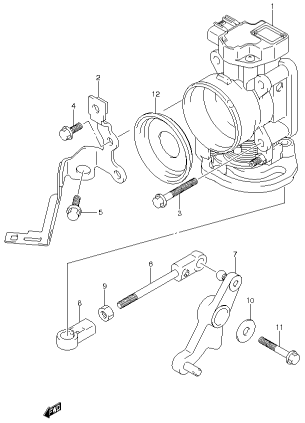
DF46A S0A 90A E01 012_063
THROTTLE BODY

FIG.64



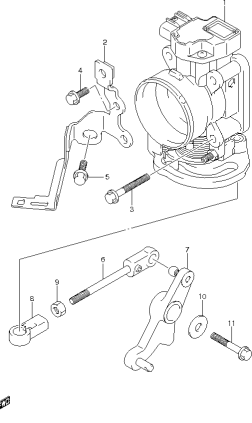
DF46A S0A 90A E01 012_064
THROTTLE BODY

FIG.65



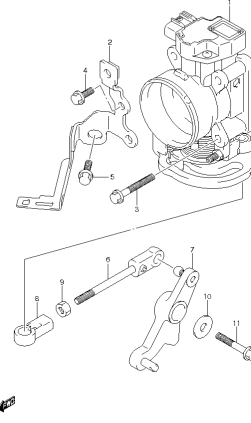
DF40A50A 00A E01 012_066
THROTTLE BODY

FIG.66



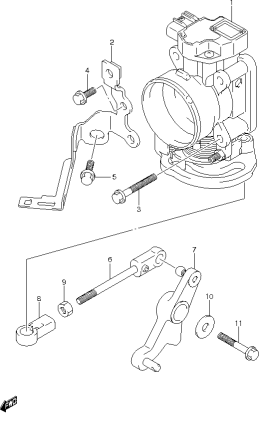
DF40A50A 00A E01 012_066
THROTTLE BODY

FIG.67



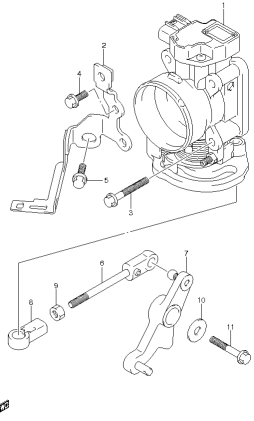
DF40A50A 00A E01 012_067
THROTTLE BODY

FIG.68



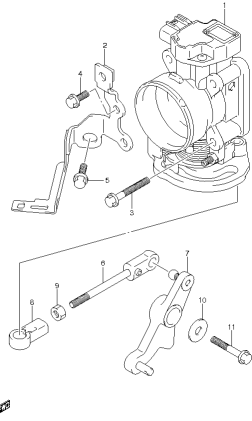
DF40A50A 00A E01 012_068
THROTTLE BODY

FIG.69



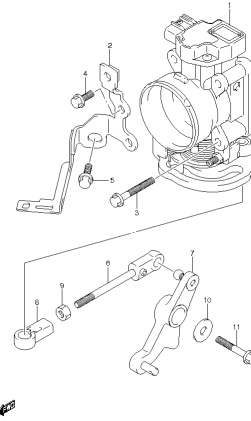
DF40A50A 00A E01 012_069
THROTTLE BODY

FIG.70



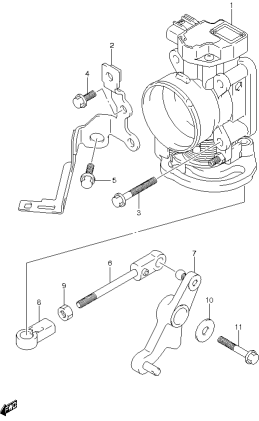
DF40A50A 00A E01 012_070
THROTTLE BODY

FIG.71



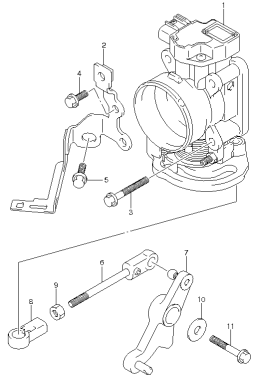
DF40A50A 00A E01 012_071
THROTTLE BODY

FIG.72



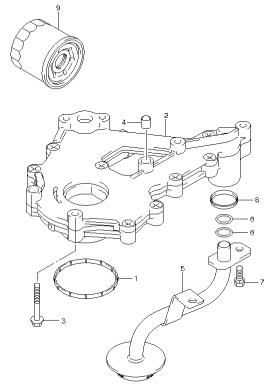
DF40A50A 00A E01 012_072
THROTTLE BODY

FIG.73



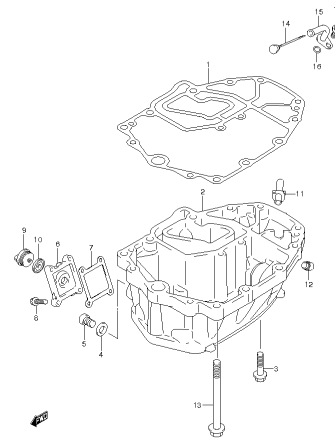
DF46A50A 60A E01 012_073
THROTTLE BODY

FIG.74



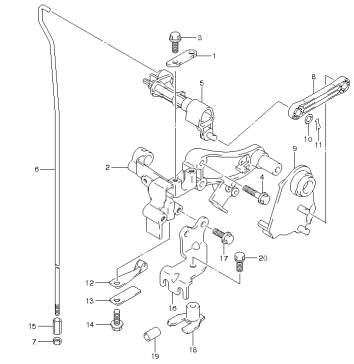
DF46A50A 60A E01 012_074
OIL PUMP

FIG.75



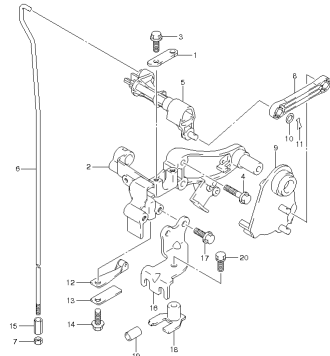
DF46A50A 60A E01 012_075
OIL PAN

FIG.76



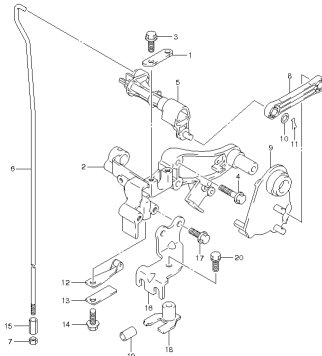
DF46A50A 60A E01 012_076
CLUTCH SHAFT

FIG.77



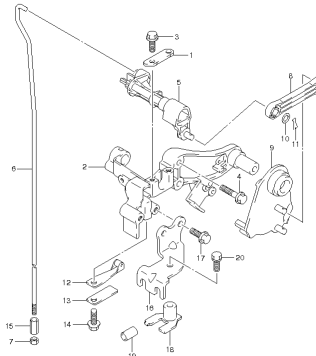
DF46A50A 60A E01 012_077
CLUTCH SHAFT

FIG.78



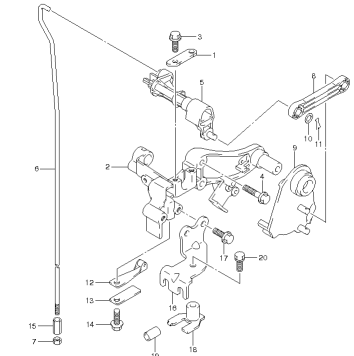
DF46A50A 60A E01 012_078
CLUTCH SHAFT

FIG.79



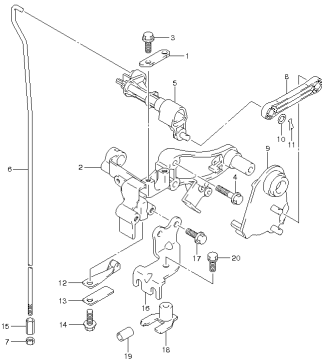
DF46A50A 60A E01 012_079
CLUTCH SHAFT

FIG.80



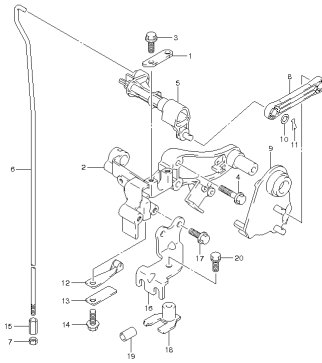
DF46A50A 60A E01 012_080
CLUTCH SHAFT

FIG.81



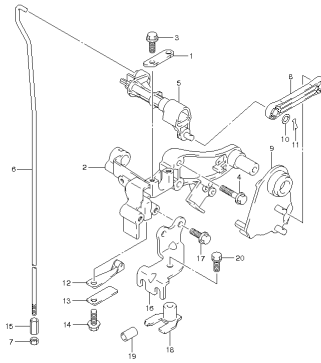
DF46A50A 90A E01 012_061
CLUTCH SHAFT

FIG.82



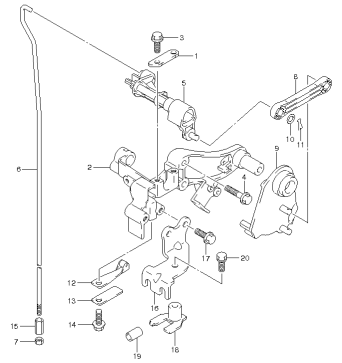
DF46A50A 90A E01 012_062
CLUTCH SHAFT

FIG.83



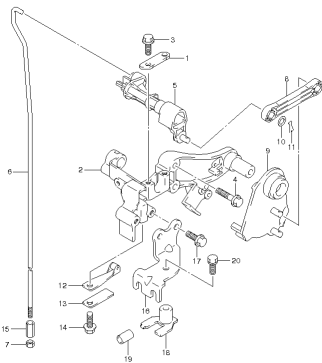
DF46A50A 90A E01 012_063
CLUTCH SHAFT

FIG.84



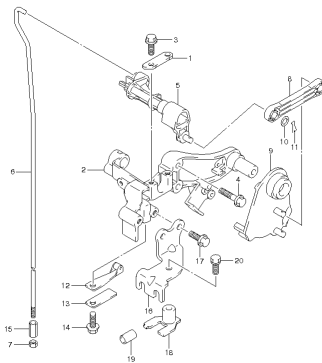
DF46A50A 90A E01 012_064
CLUTCH SHAFT

FIG.85



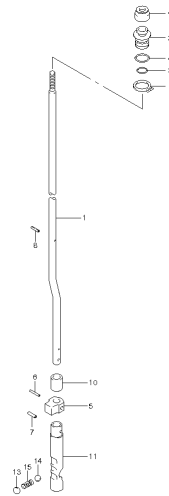
DF46A50A 90A E01 012_065
CLUTCH SHAFT

FIG.86



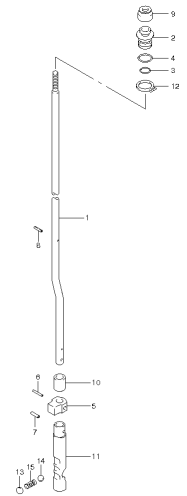
DF46A50A 90A E01 012_066
CLUTCH SHAFT

FIG.87



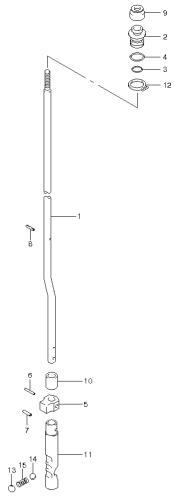
DF46A50A 90A E01 012_067
CLUTCH ROD

FIG.88



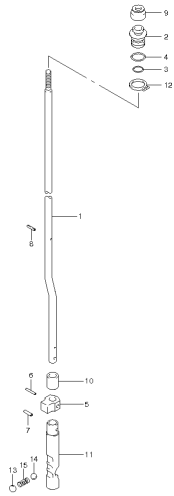
DF46A50A 90A E01 012_068
CLUTCH ROD

FIG.89



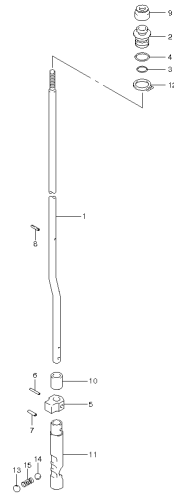
DF46A50A 90A E01 012_089
CLUTCH ROD

FIG.90



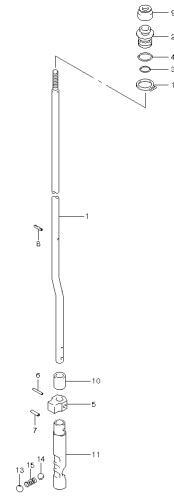
DF46A50A 90A E01 012_090
CLUTCH ROD

FIG.91



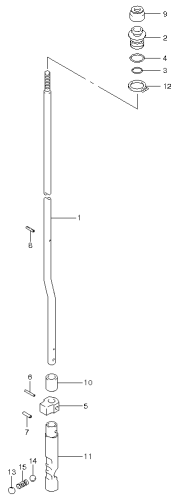
DF46A50A 90A E01 012_091
CLUTCH ROD

FIG.92



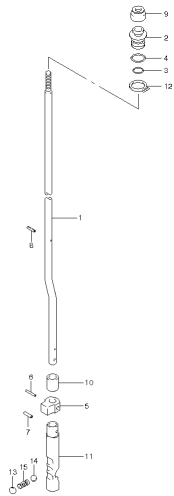
DF46A50A 90A E01 012_092
CLUTCH ROD

FIG.93



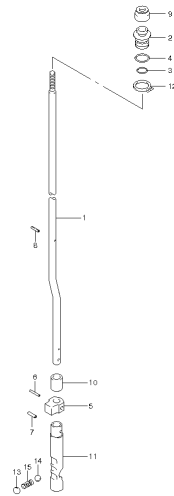
DF46A50A 90A E01 012_093
CLUTCH ROD

FIG.94



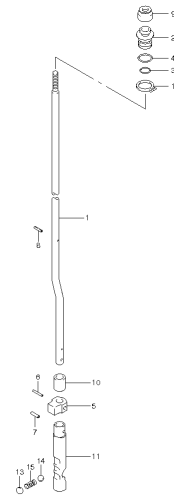
DF46A50A 90A E01 012_094
CLUTCH ROD

FIG.95



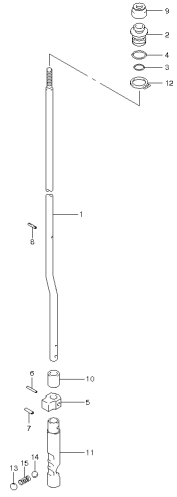
DF46A50A 90A E01 012_095
CLUTCH ROD

FIG.96



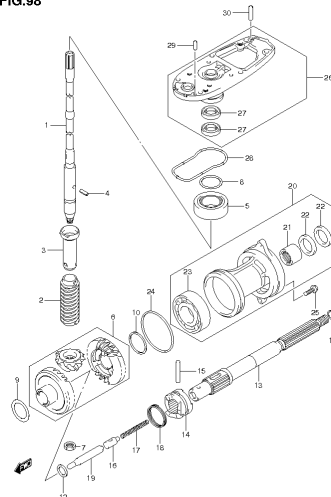
DF46A50A 90A E01 012_096
CLUTCH ROD

FIG.97



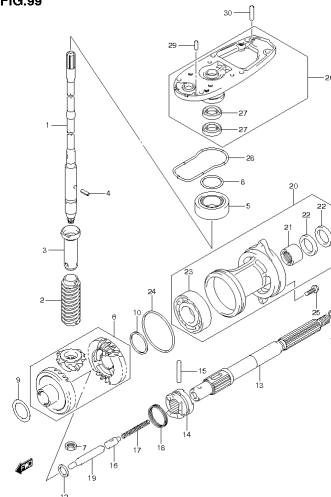
DF46A50A 90A E01 012_097
CLUTCH ROD

FIG.98



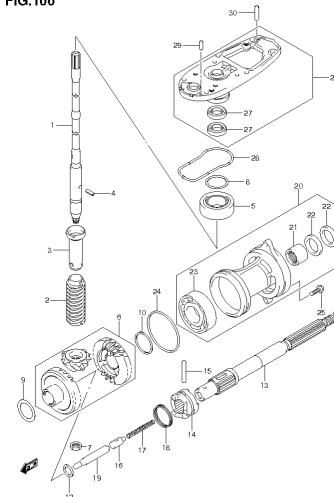
DF46A50A 90A E01 012_098
TRANSMISSION

FIG.99



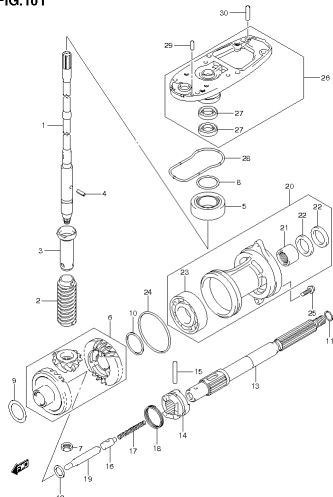
DF46A50A 90A E01 012_099
TRANSMISSION

FIG.100



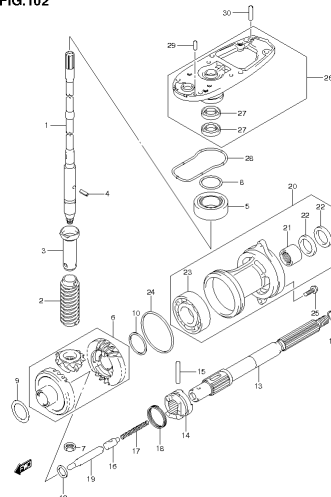
DF46A50A 90A E01 012_100
TRANSMISSION

FIG.101



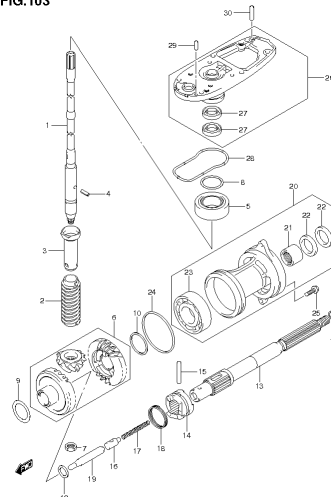
DF46A50A 90A E01 012_101
TRANSMISSION

FIG.102



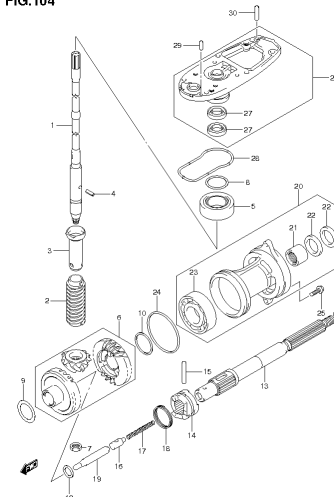
DF46A50A 90A E01 012_102
TRANSMISSION

FIG.103



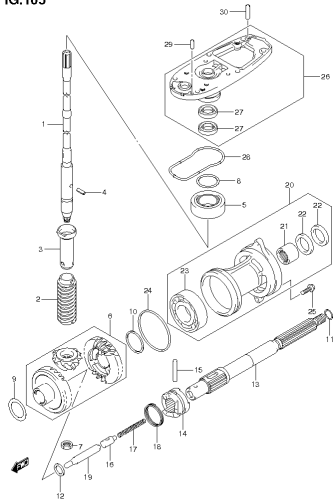
DF46A50A 90A E01 012_103
TRANSMISSION

FIG.104



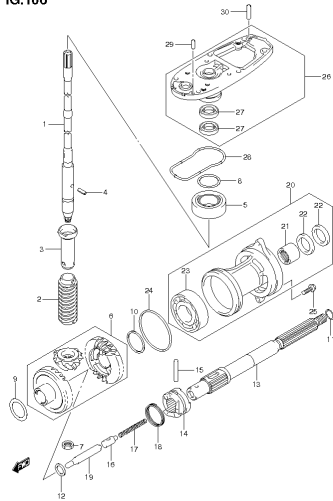
DF46A50A 90A E01 012_104
TRANSMISSION

FIG.105



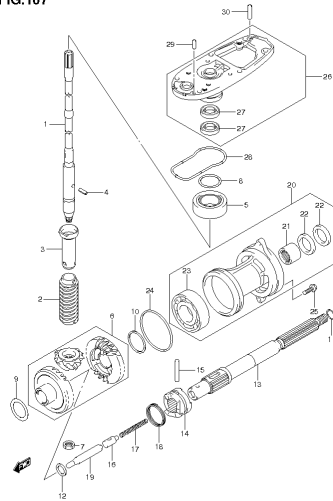
DF40A.50A.00A.E01.012.106
TRANSMISSION.

FIG.106



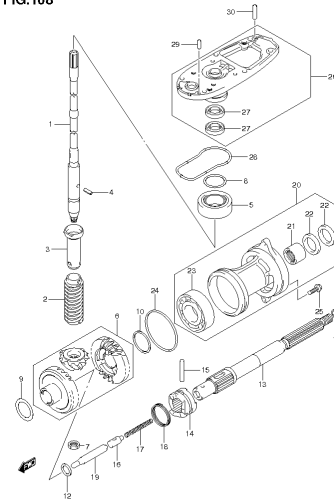
DF40A.50A.00A.E01.012.106
TRANSMISSION.

FIG.107



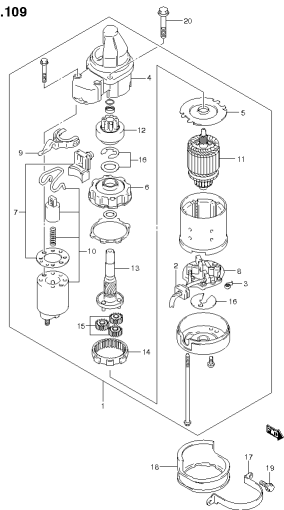
DF40A.50A.00A.E01.012.107
TRANSMISSION.

FIG.108



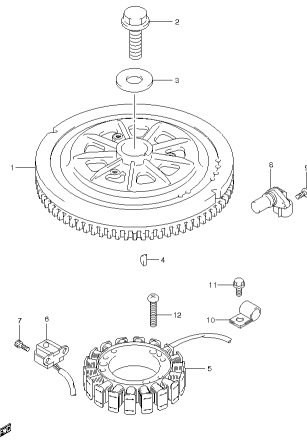
DF40A.50A.00A.E01.012.108
TRANSMISSION.

FIG.109



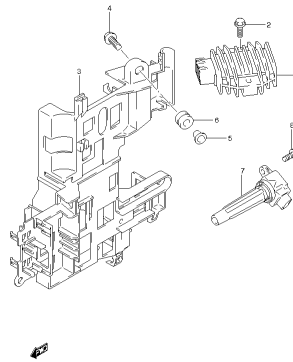
DF40A.50A.00A.E01.012.109
STARTING MOTOR

FIG.110



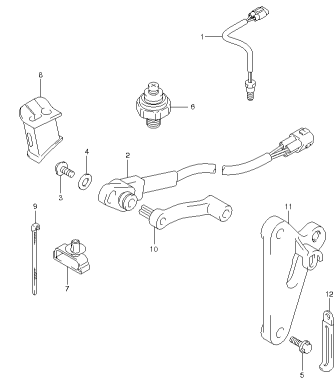
DF40A.50A.00A.E01.012.110
MAGNETO

FIG.111



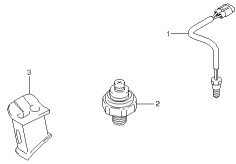
DF40A.50A.00A.E01.012.111
RECTIFIER/IGNITION COIL

FIG.112



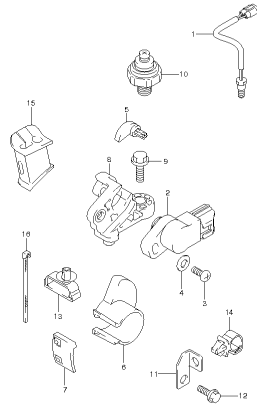
DF40A.50A.00A.E01.012.112
SENSOR

FIG.113



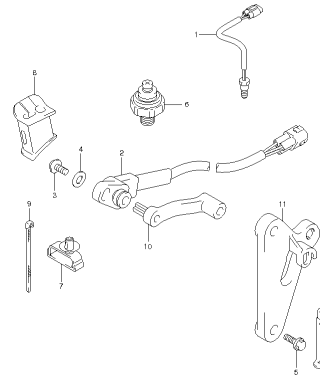
DF46A.50A 60A.E01.012_113
SENSOR

FIG.114



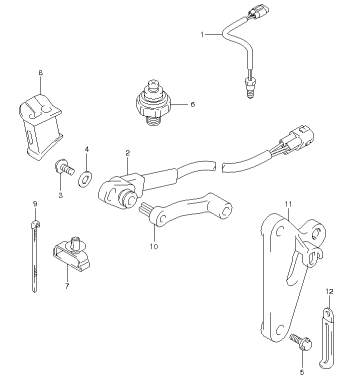
DF46A.50A 60A.E01.012_114
SENSOR

FIG.115



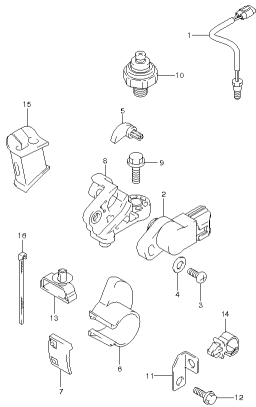
DF46A.50A 60A.E01.012_115
SENSOR

FIG.116



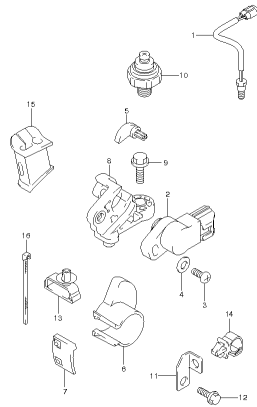
DF46A.50A 60A.E01.012_116
SENSOR

FIG.117



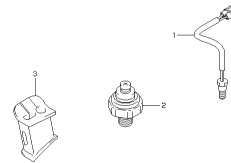
DF46A.50A 60A.E01.012_117
SENSOR

FIG.118



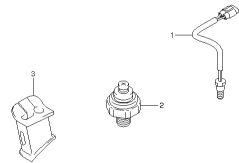
DF46A.50A 60A.E01.012_118
SENSOR

FIG.119



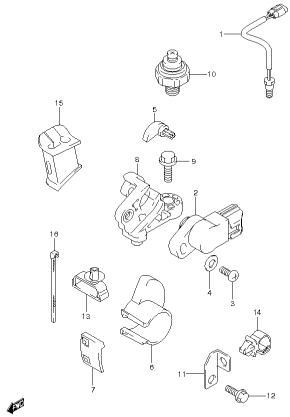
DF46A.50A 60A.E01.012_119
SENSOR

FIG.120



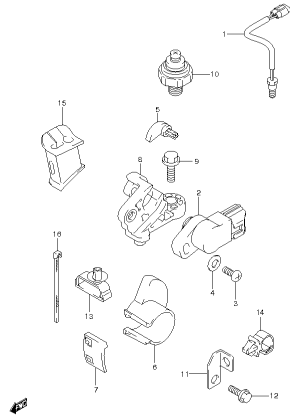
DF46A.50A 60A.E01.012_120
SENSOR

FIG.121



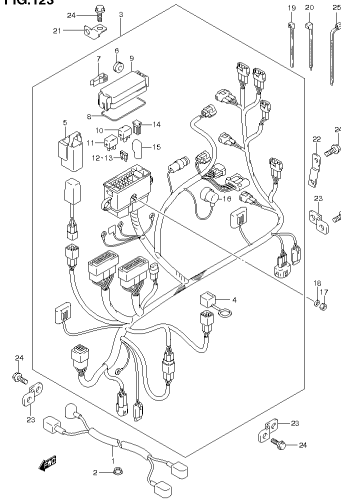
DF46A.50A 00A E01 012_121
SENSOR

FIG.122



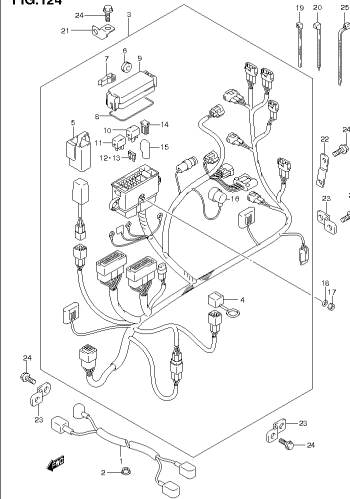
DF46A.50A 00A E01 012_122
SENSOR

FIG.123



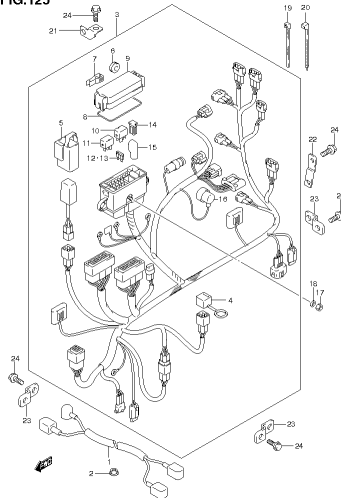
DF46A.50A 00A E01 012_123
HARNESS

FIG.124



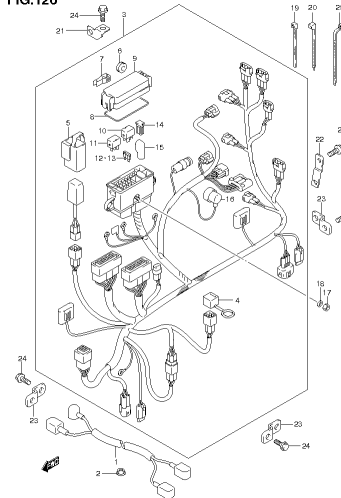
DF46A.50A 00A E01 012_124
HARNESS

FIG.125



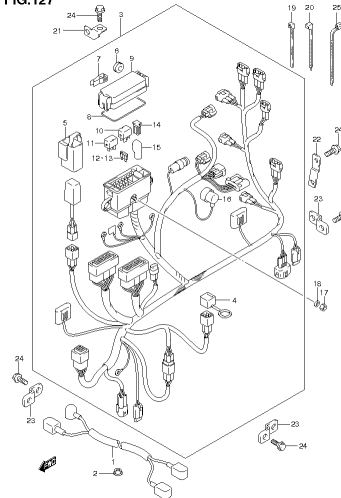
DF46A.50A 00A E01 012_125
HARNESS

FIG.126



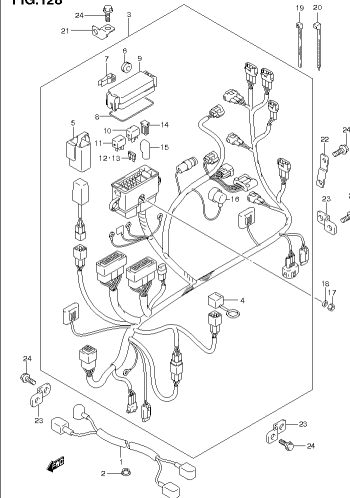
DF46A.50A 00A E01 012_126
HARNESS

FIG.127



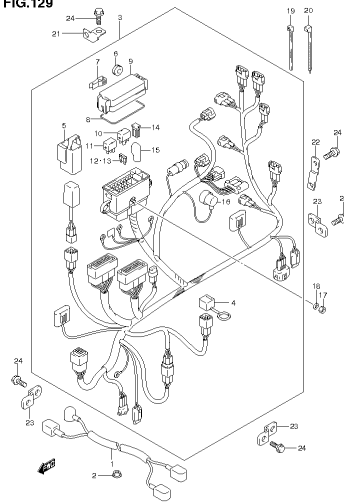
DF46A.50A 00A E01 012_127
HARNESS

FIG.128



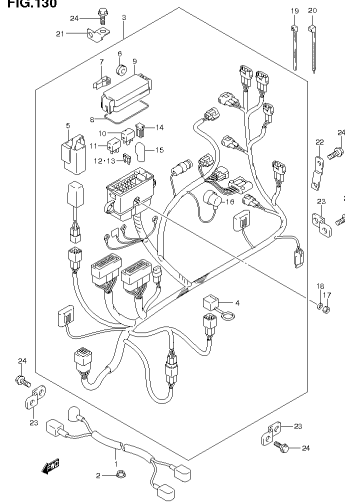
DF46A.50A 00A E01 012_128
HARNESS

FIG.129



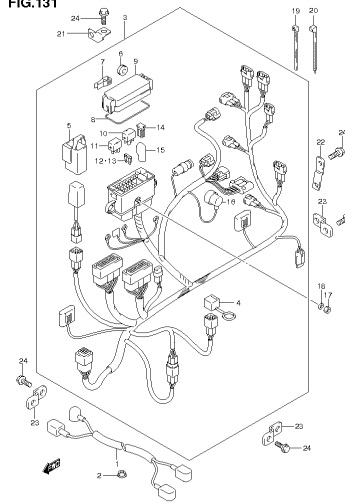
DF46A50A 00A E01 012_129
HARNES

FIG.130



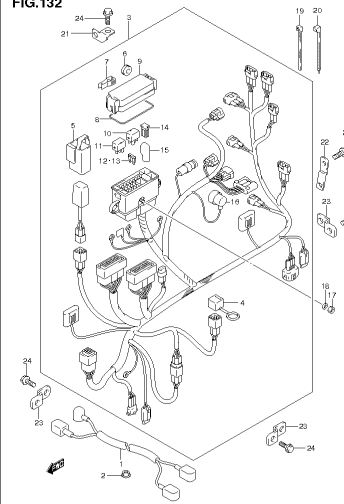
DF46A50A 00A E01 012_130
HARNES

FIG.131



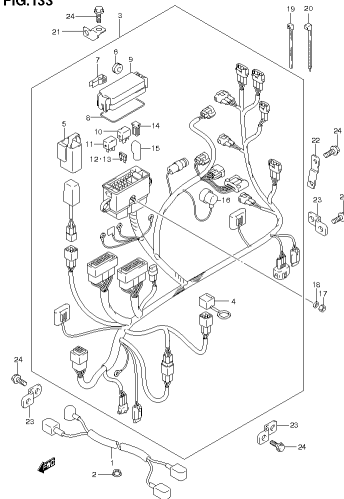
DF46A50A 00A E01 012_131
HARNES

FIG.132



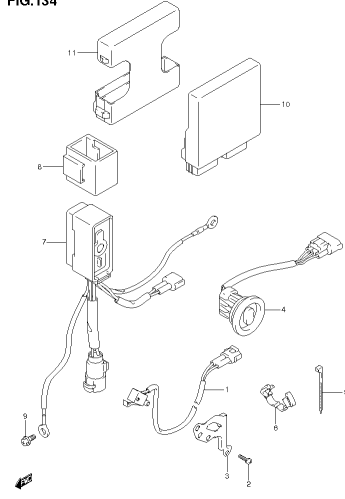
DF46A50A 00A E01 012_132
HARNES

FIG.133



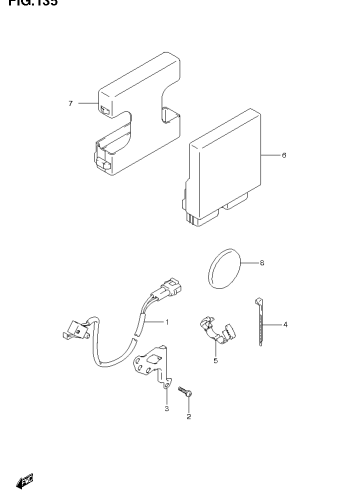
DF46A50A 00A E01 012_133
HARNES

FIG.134



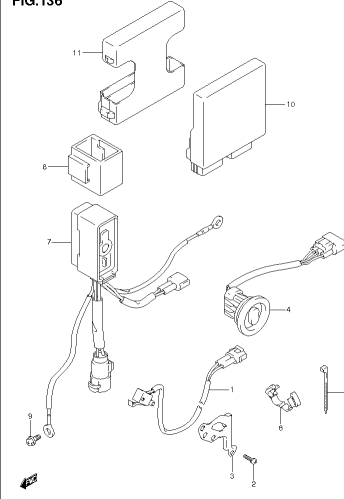
DF46A50A 00A E01 012_134
PTT SWITCHENGINE CONTROL UNIT

FIG.135



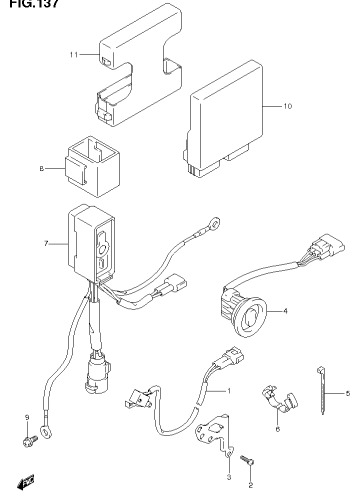
DF46A50A 00A E01 012_135
PTT SWITCHENGINE CONTROL UNIT

FIG.136



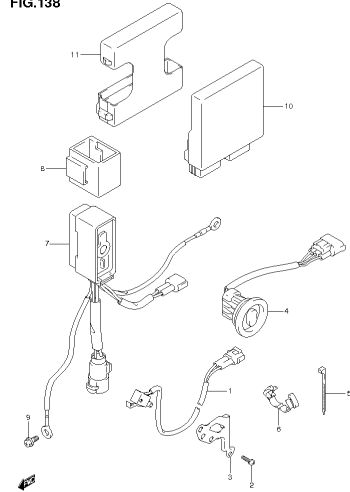
DF46A50A 00A E01 012_136
PTT SWITCHENGINE CONTROL UNIT

FIG.137



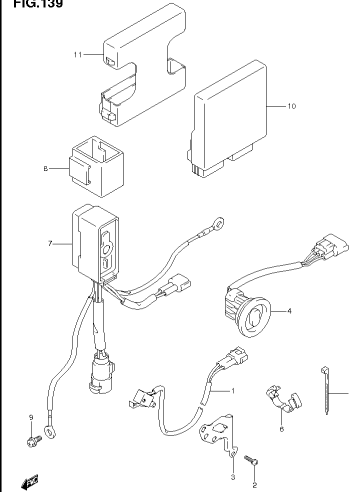
DF46A50A 90A E01 012_137
PTT SWITCH ENGINE CONTROL UNIT

FIG.138



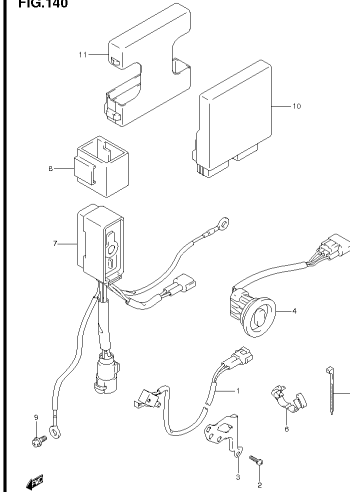
DF46A50A 90A E01 012_138
PTT SWITCH ENGINE CONTROL UNIT

FIG.139



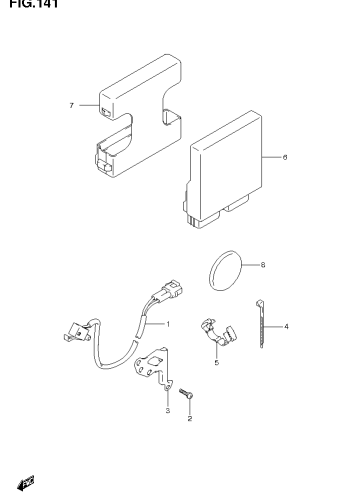
DF46A50A 90A E01 012_139
PTT SWITCH ENGINE CONTROL UNIT

FIG.140



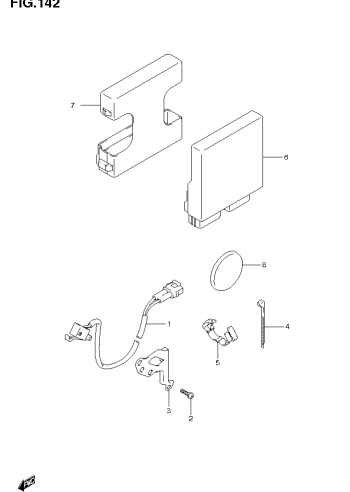
DF46A50A 90A E01 012_140
PTT SWITCH ENGINE CONTROL UNIT

FIG.141



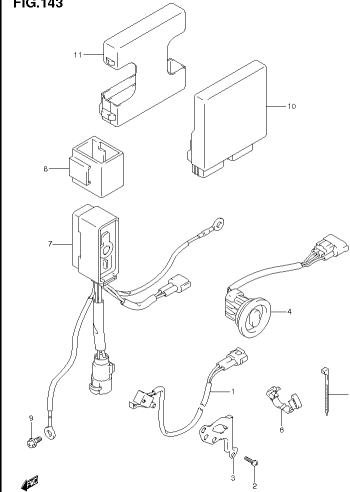
DF46A50A 90A E01 012_141
PTT SWITCH ENGINE CONTROL UNIT

FIG.142



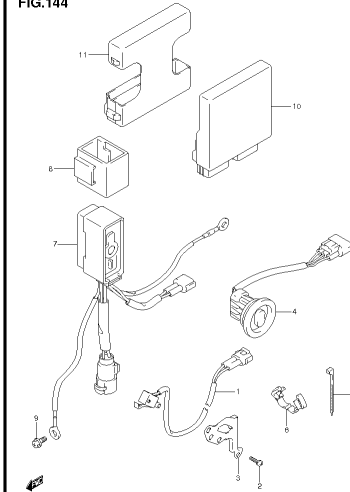
DF46A50A 90A E01 012_142
PTT SWITCH ENGINE CONTROL UNIT

FIG.143



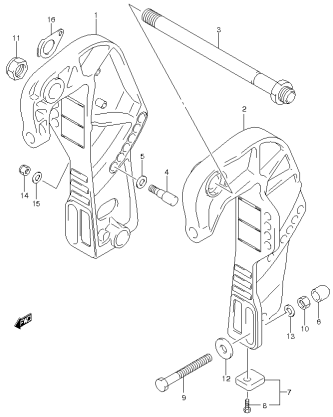
DF46A50A 90A E01 012_143
PTT SWITCH ENGINE CONTROL UNIT

FIG.144



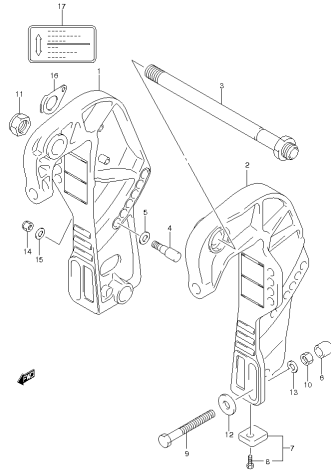
DF46A50A 90A E01 012_144
PTT SWITCH ENGINE CONTROL UNIT

FIG.145



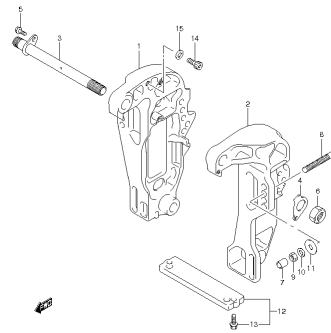
DF46A S0A 00A E01 012_145
CLAMP BRACKET

FIG.146



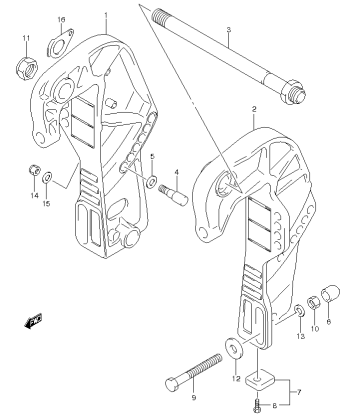
DF46A S0A 00A E01 012_146
CLAMP BRACKET

FIG.147



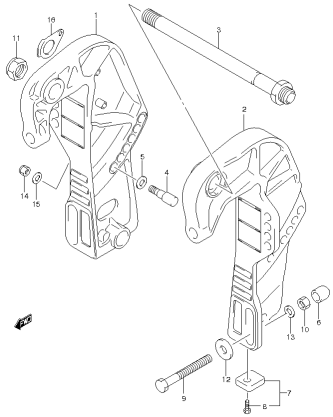
DF46A S0A 00A E01 012_147
CLAMP BRACKET

FIG.148



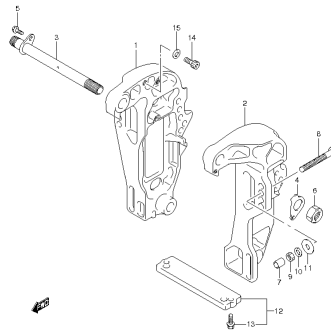
DF46A S0A 00A E01 012_148
CLAMP BRACKET

FIG.149



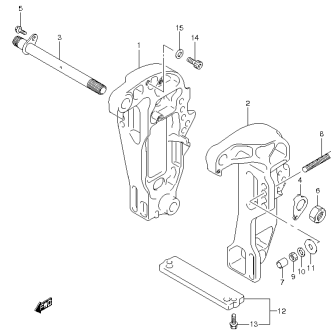
DF46A S0A 00A E01 012_149
CLAMP BRACKET

FIG.150



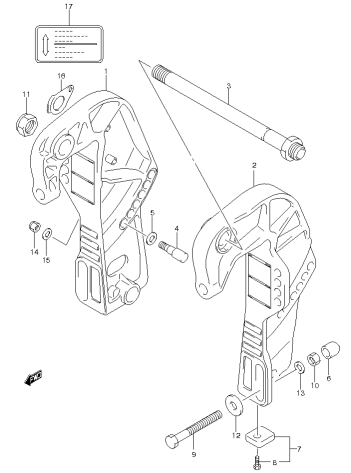
DF46A S0A 00A E01 012_150
CLAMP BRACKET

FIG.151



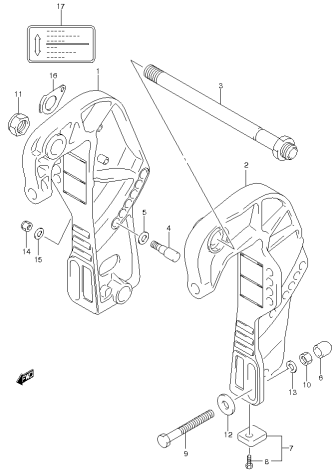
DF46A S0A 00A E01 012_151
CLAMP BRACKET

FIG.152



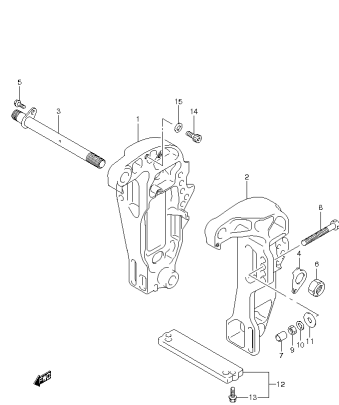
DF46A S0A 00A E01 012_152
CLAMP BRACKET

FIG.153



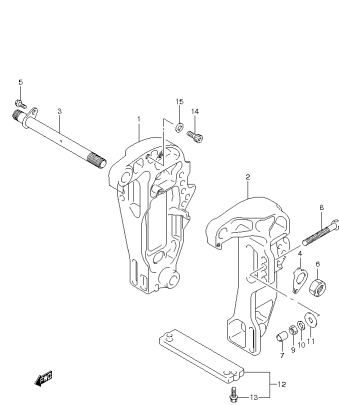
DF46A S0A 00A E01 012_153
CLAMP BRACKET

FIG.154



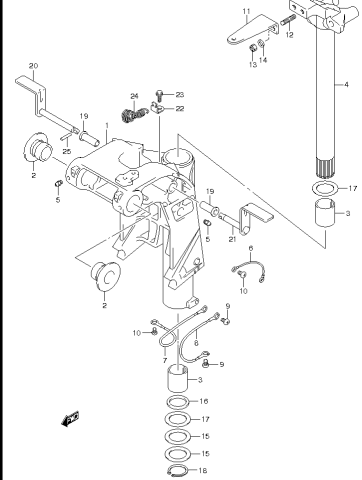
DF46A S0A 00A E01 012_154
CLAMP BRACKET

FIG.155



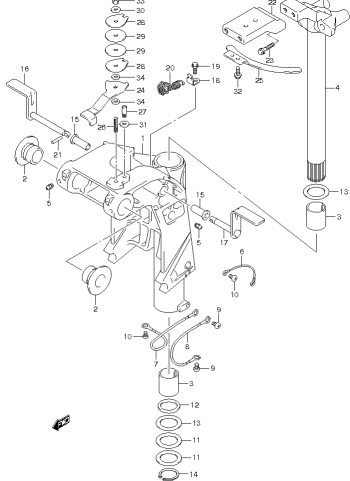
DF46A S0A 00A E01 012_155
CLAMP BRACKET

FIG.156



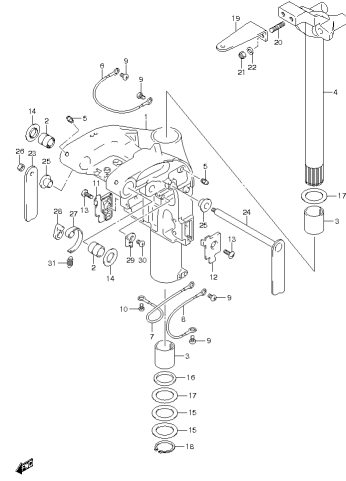
DF46A S0A 00A E01 012_156
SWIVEL BRACKET

FIG.157



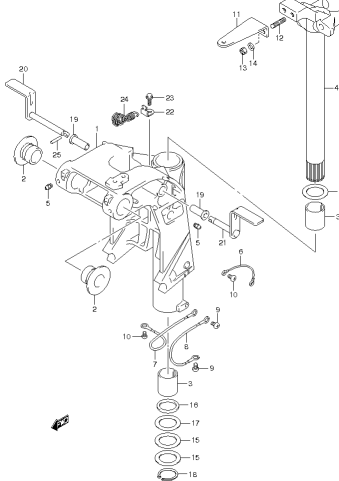
DF46A S0A 00A E01 012_157
SWIVEL BRACKET

FIG.158



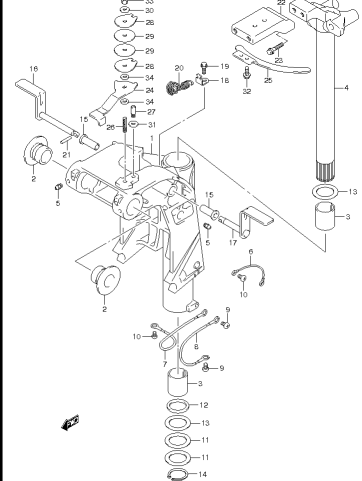
DF46A S0A 00A E01 012_158
SWIVEL BRACKET

FIG.159



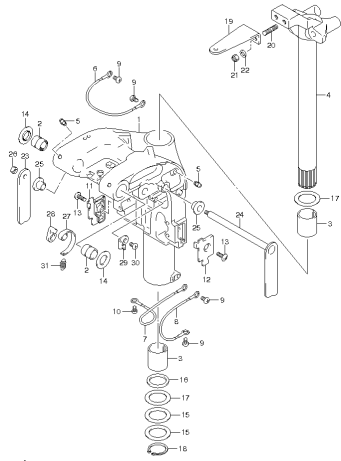
DF46A S0A 00A E01 012_159
SWIVEL BRACKET

FIG.160



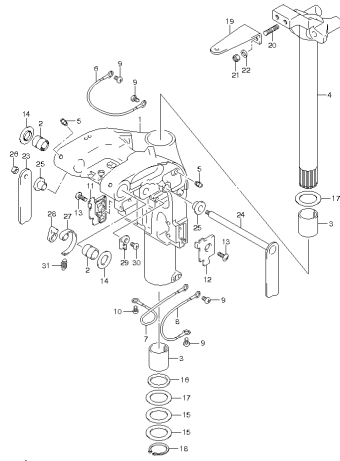
DF46A S0A 00A E01 012_160
SWIVEL BRACKET

FIG.161



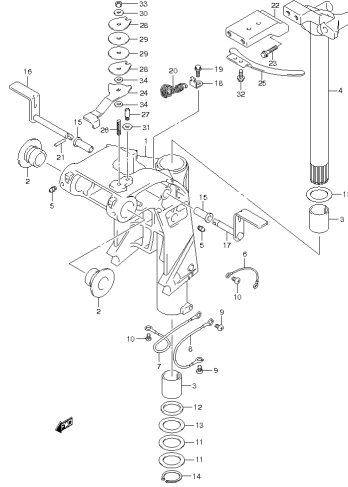
DF46A50A 00A E01 012_161
SWIVEL BRACKET

FIG.162



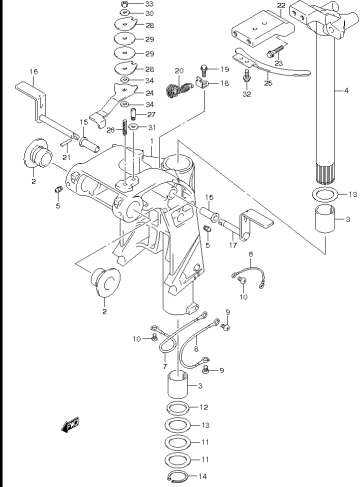
DF46A50A 00A E01 012_162
SWIVEL BRACKET

FIG.163



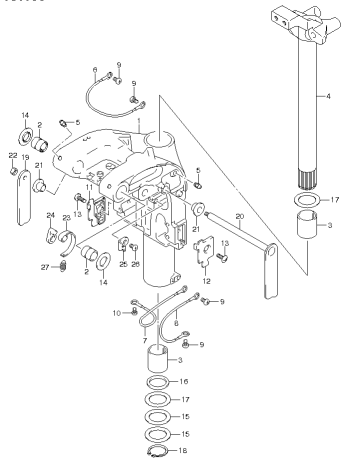
DF46A50A 00A E01 012_163
SWIVEL BRACKET

FIG.164



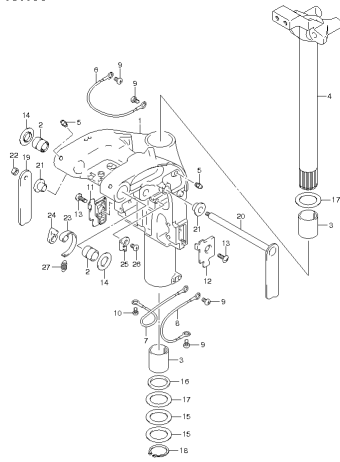
DF46A50A 00A E01 012_164
SWIVEL BRACKET

FIG.165



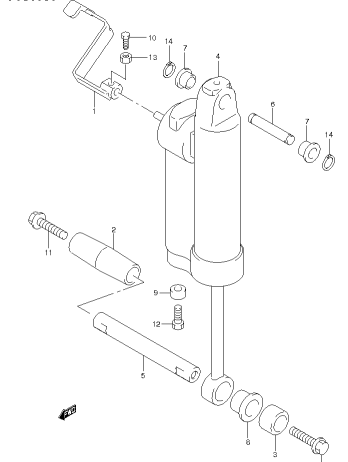
DF46A50A 00A E01 012_165
SWIVEL BRACKET

FIG.166



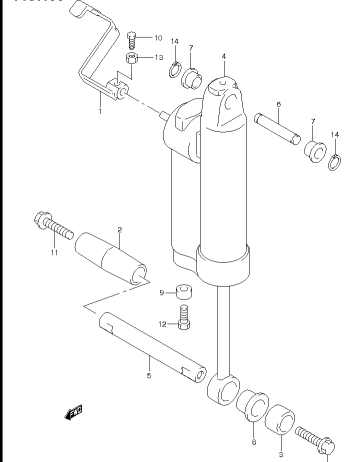
DF46A50A 00A E01 012_166
SWIVEL BRACKET

FIG.167



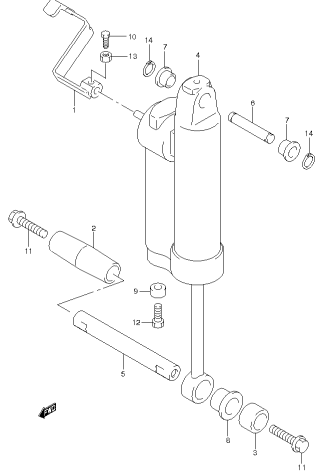
DF46A50A 00A E01 012_167
GAS CYLINDER

FIG.168



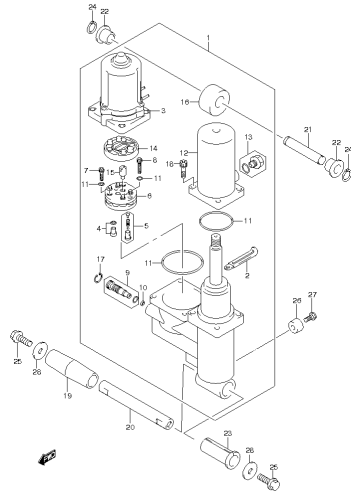
DF46A50A 00A E01 012_168
GAS CYLINDER

FIG.169



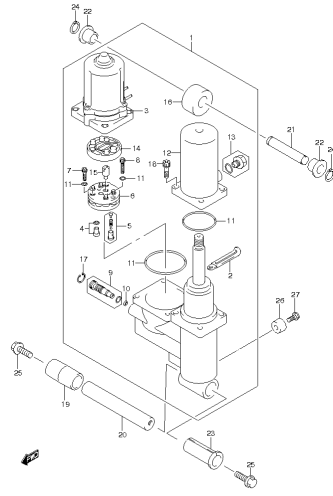
DF46A50A 00A E01 012_169
GAS CYLINDER

FIG.170



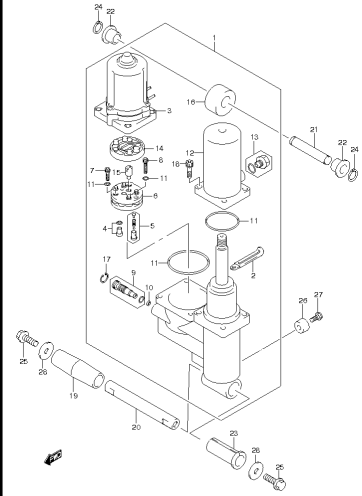
DF46A50A 00A E01 012_170
TRIM CYLINDER

FIG.171



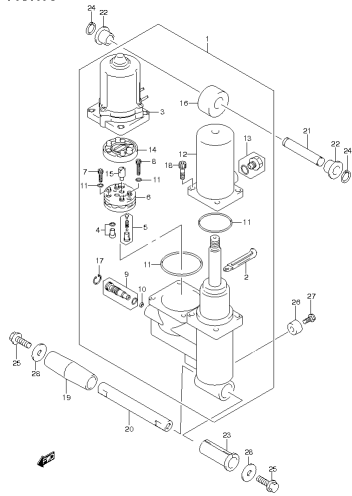
DF46A50A 00A E01 012_171
TRIM CYLINDER

FIG.172



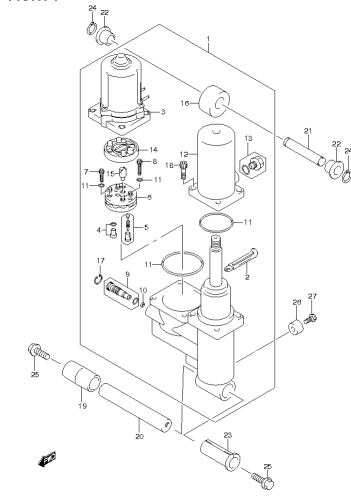
DF46A50A 00A E01 012_172
TRIM CYLINDER

FIG.173



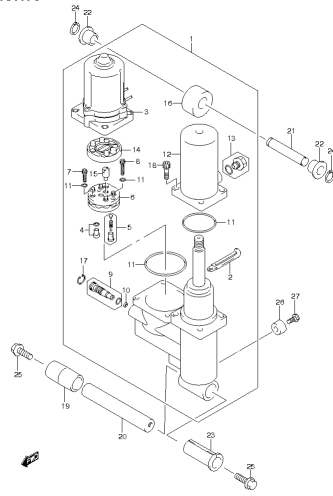
DF46A50A 00A E01 012_173
TRIM CYLINDER

FIG.174



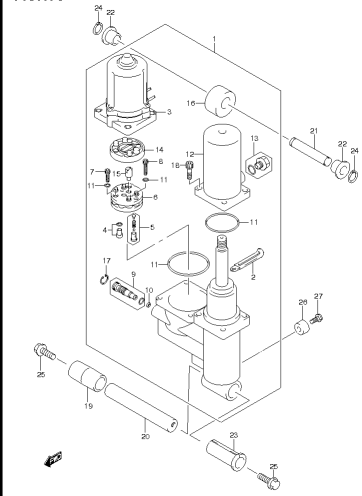
DF46A50A 00A E01 012_174
TRIM CYLINDER

FIG.175



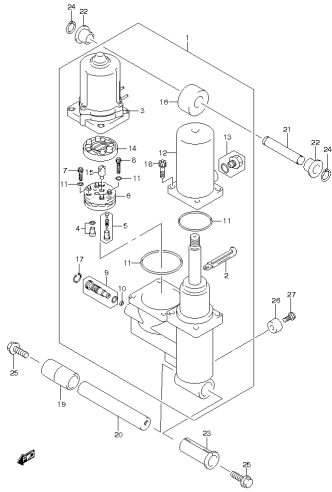
DF46A50A 00A E01 012_175
TRIM CYLINDER

FIG.176



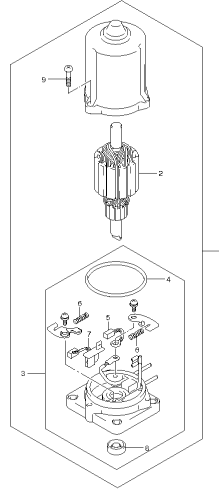
DF46A50A 00A E01 012_176
TRIM CYLINDER

FIG.177



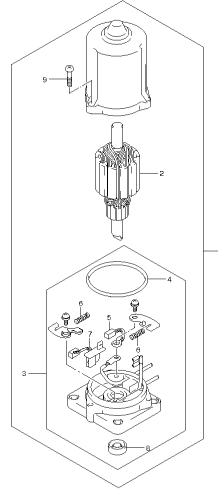
DF46A.50A 00A E01 012_177
TRIM CYLINDER

FIG.178



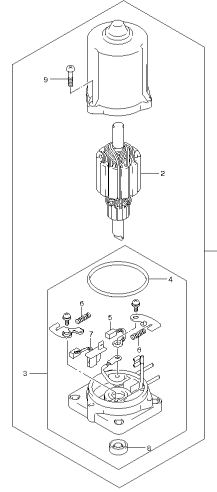
DF46A.50A 00A E01 012_178
PTT MOTOR

FIG.179



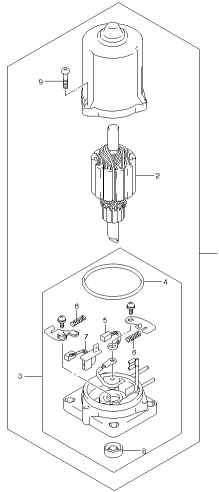
DF46A.50A 00A E01 012_179
PTT MOTOR

FIG.180



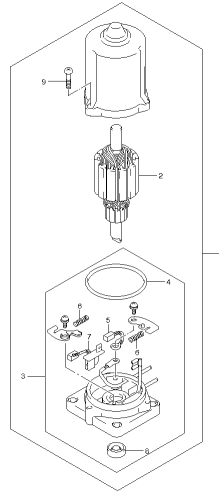
DF46A.50A 00A E01 012_180
PTT MOTOR

FIG.181



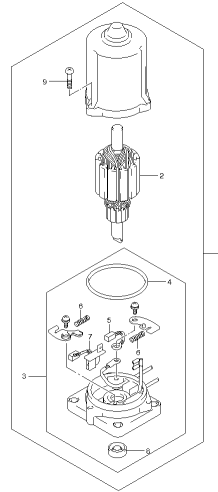
DF46A.50A 00A E01 012_181
PTT MOTOR

FIG.182



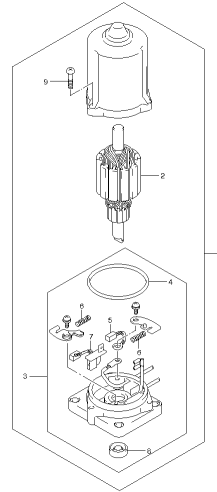
DF46A.50A 00A E01 012_182
PTT MOTOR

FIG.183



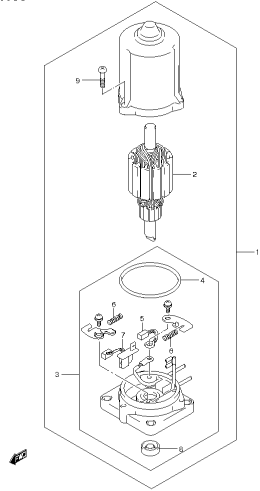
DF46A.50A 00A E01 012_183
PTT MOTOR

FIG.184



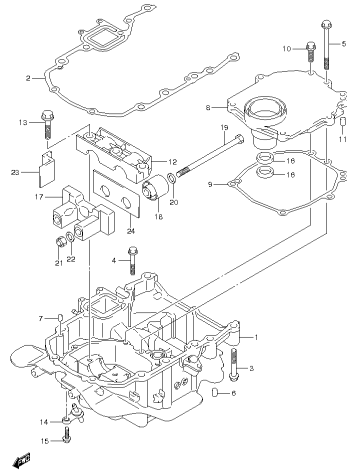
DF46A.50A 00A E01 012_184
PTT MOTOR

FIG.185



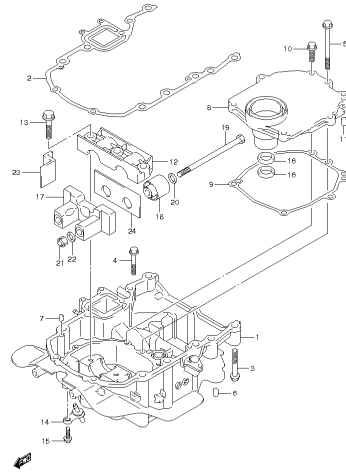
DF40A.50A.00A.E01.012.185
PTT MOTOR

FIG.186



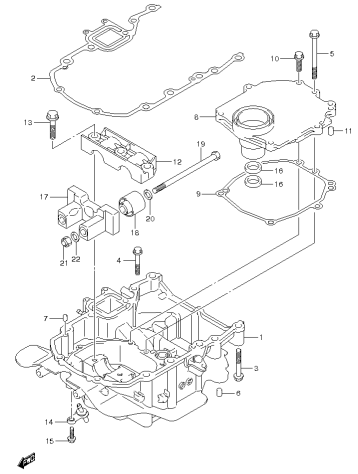
DF40A.50A.00A.E01.012.186
ENGINE HOLDER

FIG.187



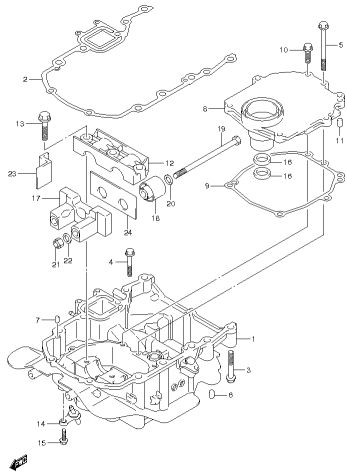
DF40A.50A.00A.E01.012.187
ENGINE HOLDER

FIG.188



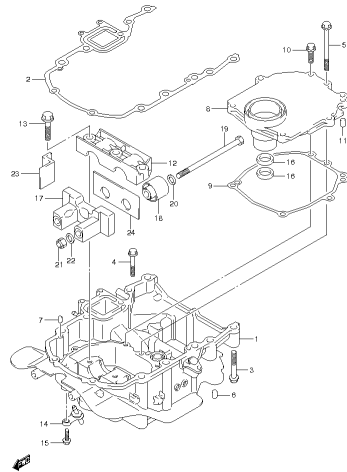
DF40A.50A.00A.E01.012.188
ENGINE HOLDER

FIG.189



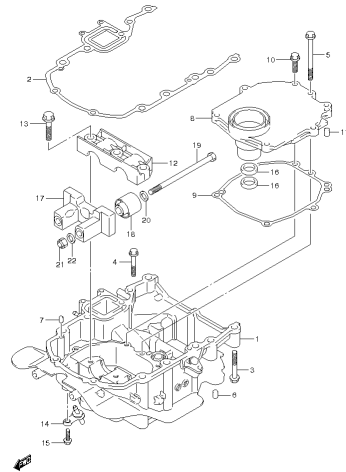
DF40A.50A.00A.E01.012.189
ENGINE HOLDER

FIG.190



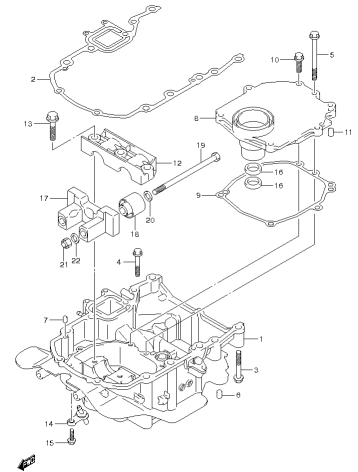
DF40A.50A.00A.E01.012.190
ENGINE HOLDER

FIG.191



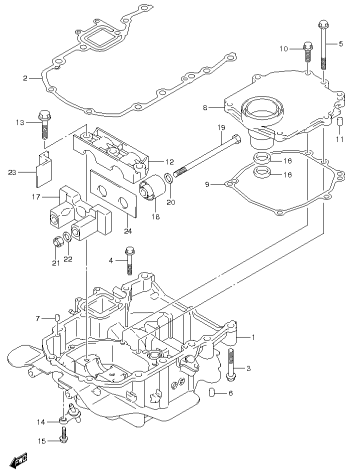
DF40A.50A.00A.E01.012.191
ENGINE HOLDER

FIG.192



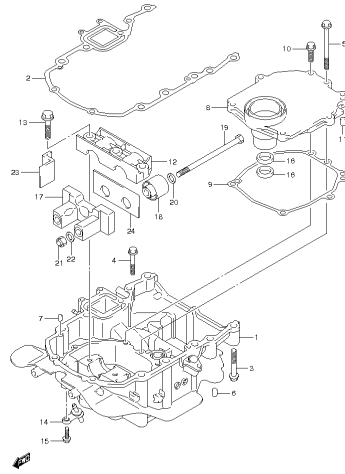
DF40A.50A.00A.E01.012.192
ENGINE HOLDER

FIG.193



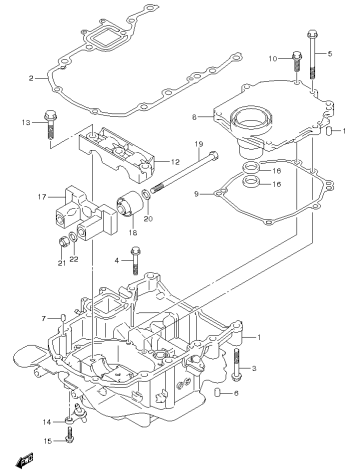
DF46A50A 90A E01 012_193
ENGINE HOLDER

FIG.194



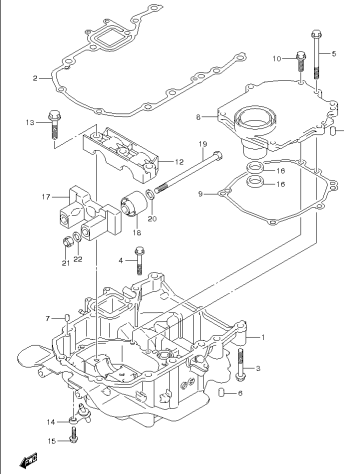
DF46A50A 90A E01 012_194
ENGINE HOLDER

FIG.195



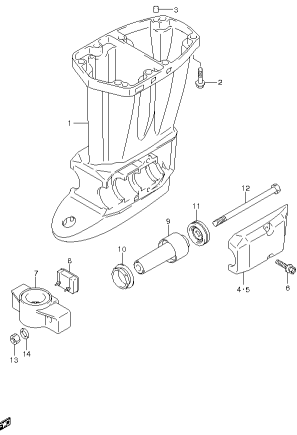
DF46A50A 90A E01 012_195
ENGINE HOLDER

FIG.196



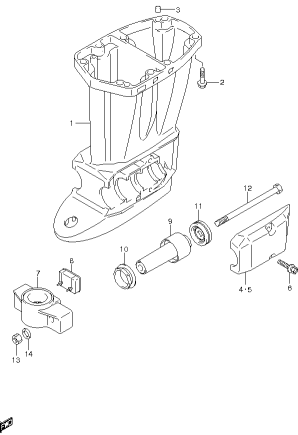
DF46A50A 90A E01 012_196
ENGINE HOLDER

FIG.197



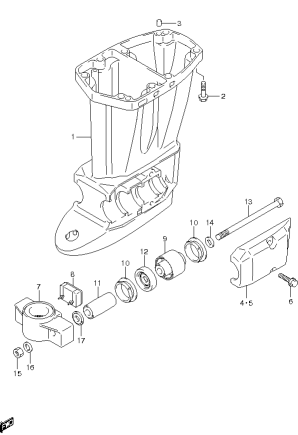
DF46A50A 90A E01 012_197
DRIVE SHAFT HOUSING

FIG.198



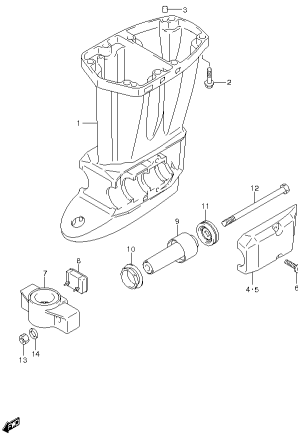
DF46A50A 90A E01 012_198
DRIVE SHAFT HOUSING

FIG.199



DF46A50A 90A E01 012_199
DRIVE SHAFT HOUSING

FIG.200



DF46A50A 90A E01 012_200
DRIVE SHAFT HOUSING

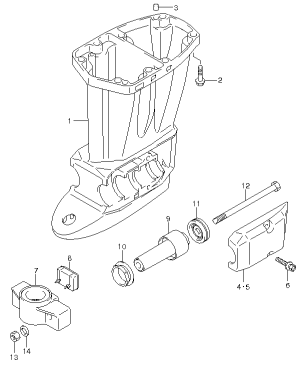
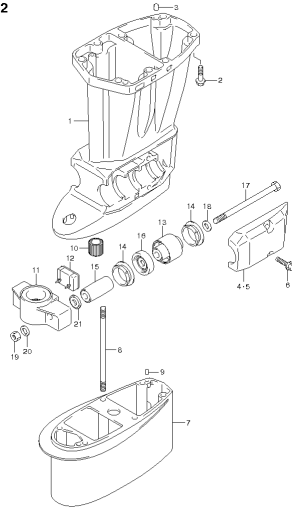
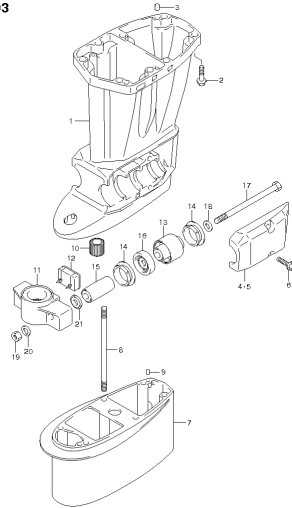
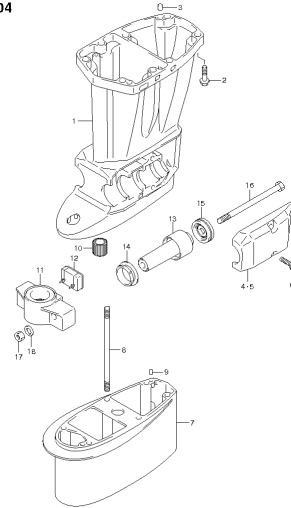
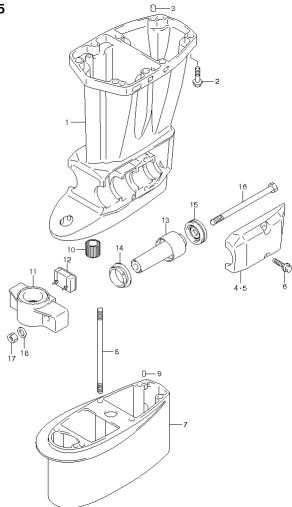
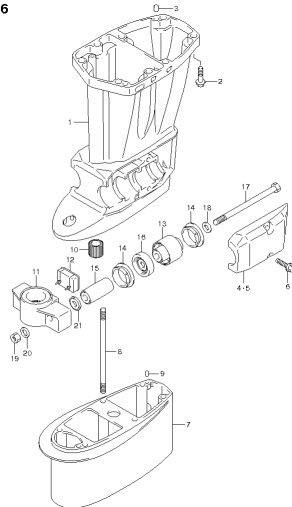
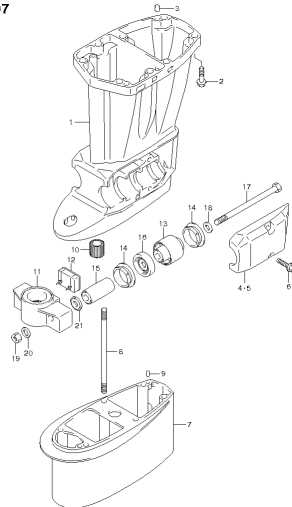
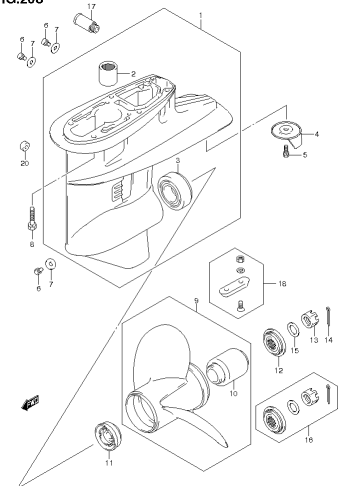
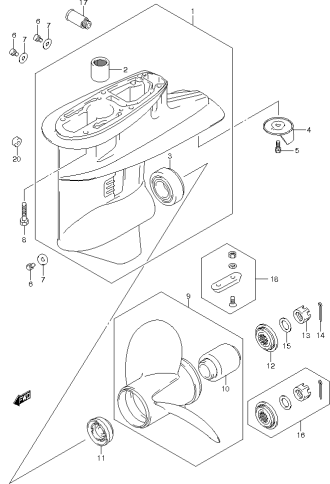
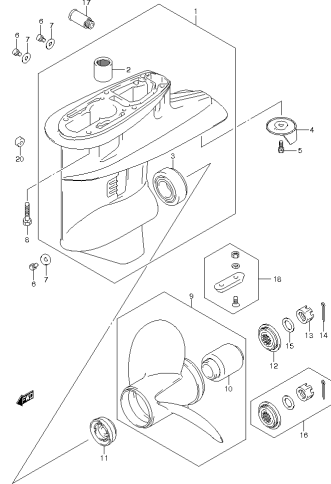
FIG.201DF40A50A 90A E01 012_201
DRIVE SHAFT HOUSING**FIG.202**DF40A50A 90A E01 012_202
DRIVE SHAFT HOUSING**FIG.203**DF40A50A 90A E01 012_203
DRIVE SHAFT HOUSING**FIG.204**DF40A50A 90A E01 012_204
DRIVE SHAFT HOUSING**FIG.205**DF40A50A 90A E01 012_205
DRIVE SHAFT HOUSING**FIG.206**DF40A50A 90A E01 012_206
DRIVE SHAFT HOUSING**FIG.207**DF40A50A 90A E01 012_207
DRIVE SHAFT HOUSING**FIG.208**DF40A50A 90A E01 012_208
GEAR CASE

FIG.209



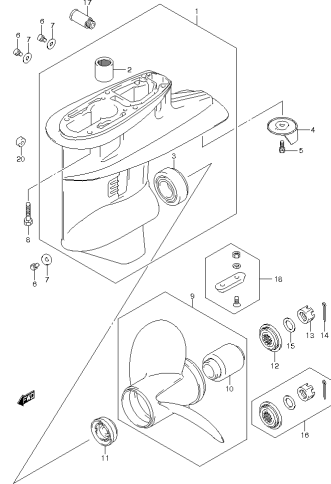
DF46A.50A.00A.E01.012.209
GEAR CASE

FIG.210



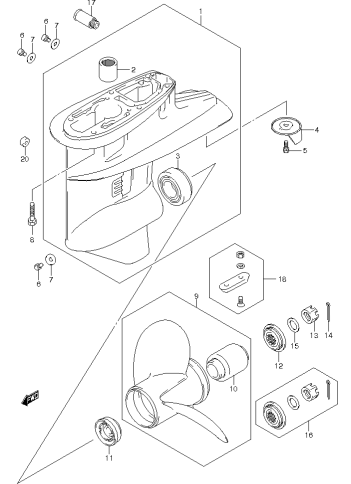
DF46A.50A.00A.E01.012.210
GEAR CASE

FIG.211



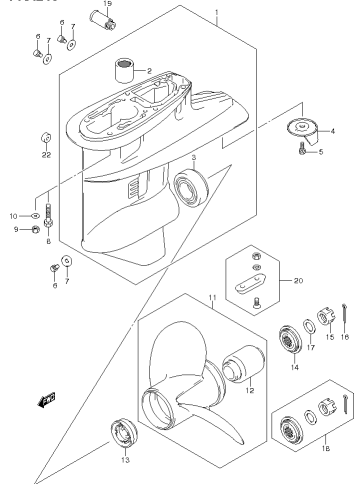
DF46A.50A.00A.E01.012.211
GEAR CASE

FIG.212



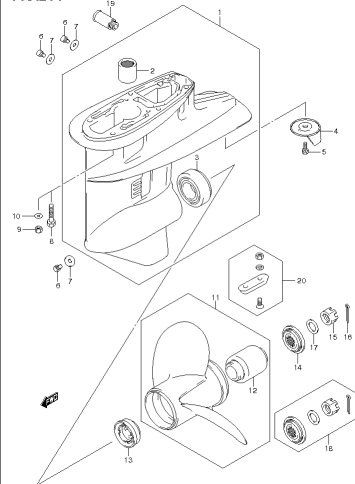
DF46A.50A.00A.E01.012.212
GEAR CASE

FIG.213



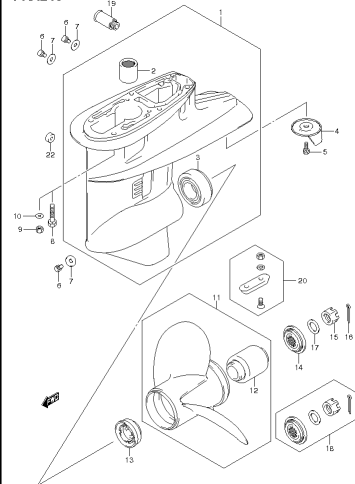
DF46A.50A.00A.E01.012.213
GEAR CASE

FIG.214



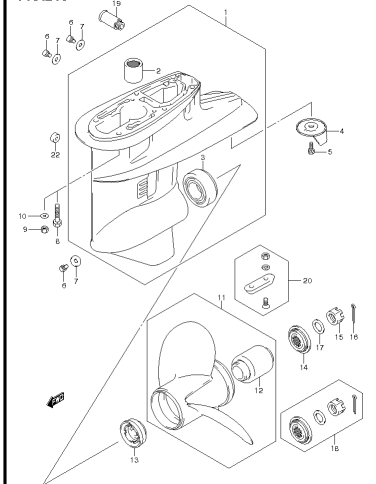
DF46A.50A.00A.E01.012.214
GEAR CASE

FIG.215



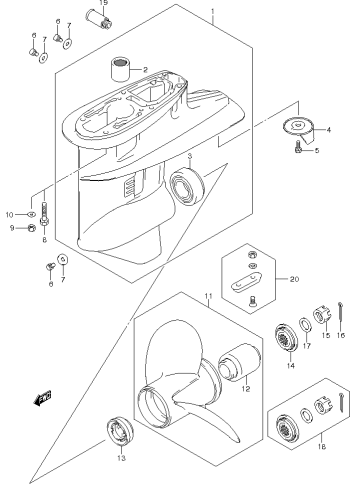
DF46A.50A.00A.E01.012.215
GEAR CASE

FIG.216



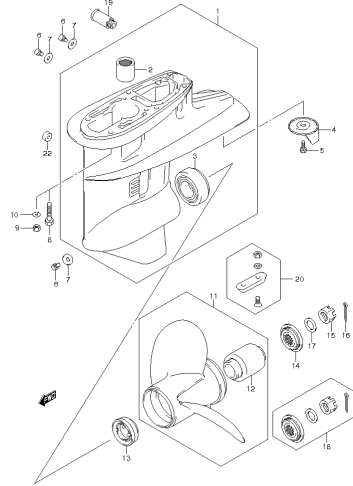
DF46A.50A.00A.E01.012.216
GEAR CASE

FIG.217



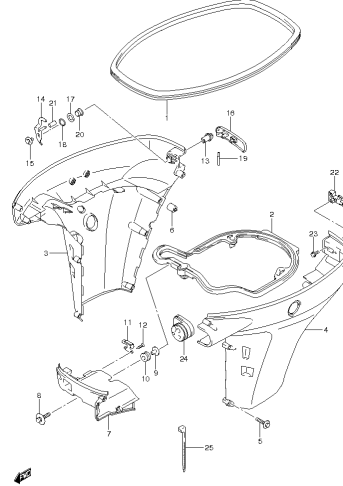
DF46A.50A /0A/ E01 012_217
GEAR CASE

FIG.218



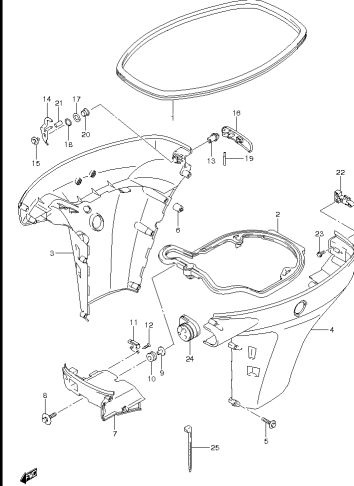
DF46A.50A /0A/ E01 012_218
GEAR CASE

FIG.219



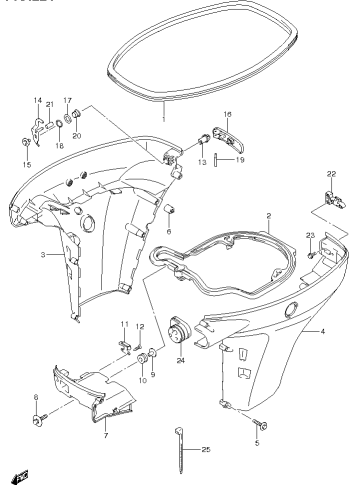
DF46A.50A /0A/ E01 012_219
SIDE COVER

FIG.220



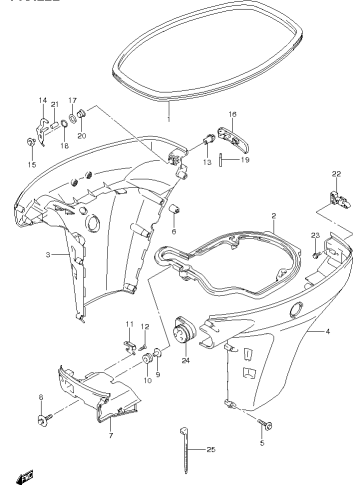
DF46A.50A /0A/ E01 012_220
SIDE COVER

FIG.221



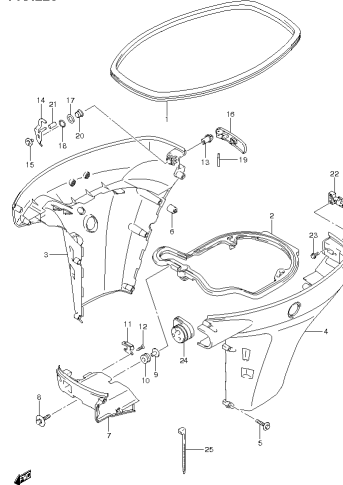
DF46A.50A /0A/ E01 012_221
SIDE COVER

FIG.222



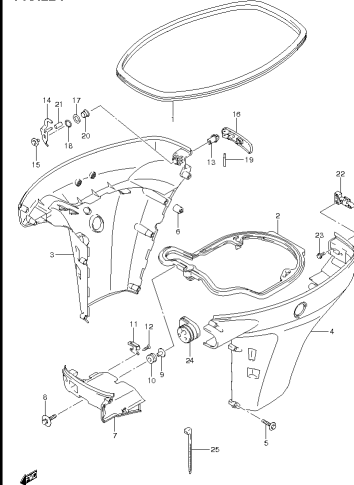
DF46A.50A /0A/ E01 012_222
SIDE COVER

FIG.223



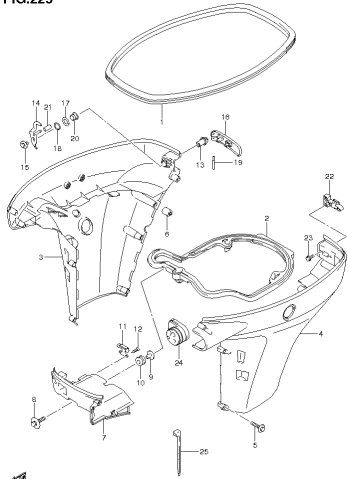
DF46A.50A /0A/ E01 012_223
SIDE COVER

FIG.224



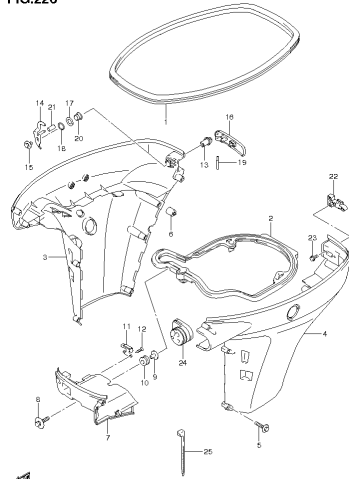
DF46A.50A /0A/ E01 012_224
SIDE COVER

FIG.225



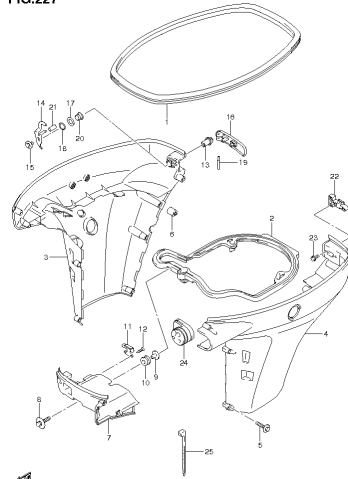
DF40A50A 00A E01 012_225
SIDE COVER

FIG.226



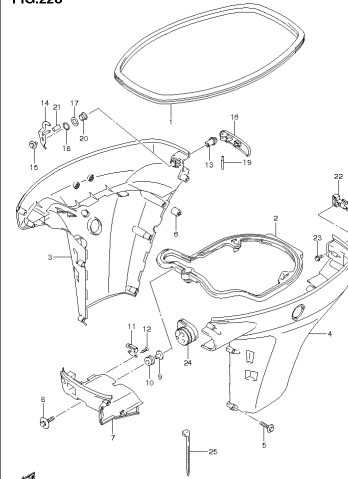
DF40A50A 00A E01 012_226
SIDE COVER

FIG.227



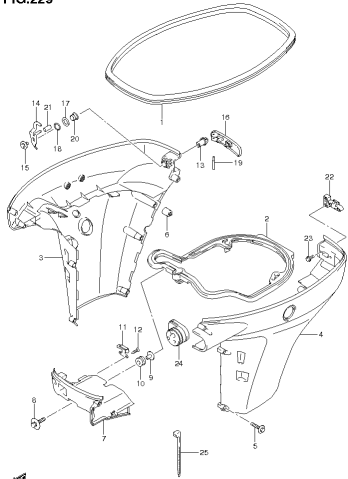
DF40A50A 00A E01 012_227
SIDE COVER

FIG.228



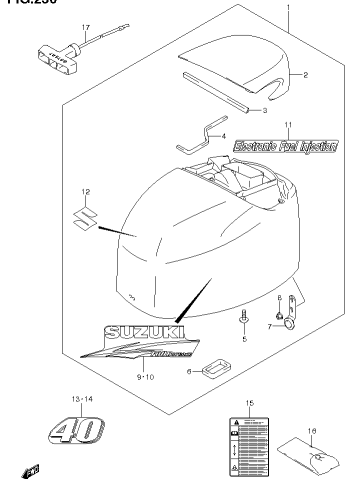
DF40A50A 00A E01 012_228
SIDE COVER

FIG.229



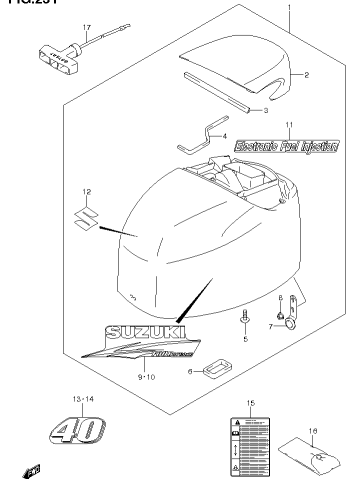
DF40A50A 00A E01 012_229
SIDE COVER

FIG.230



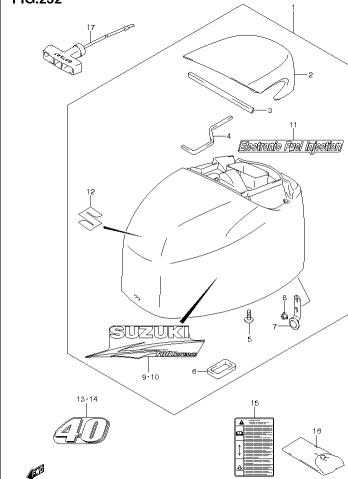
DF40A50A 00A E01 012_230
ENGINE COVER

FIG.231



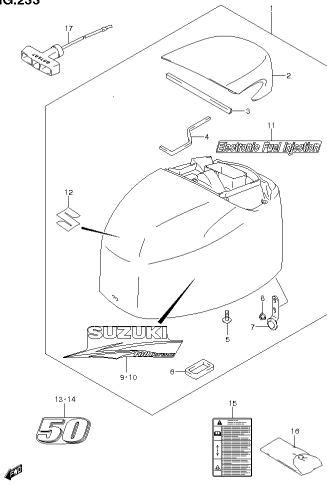
DF40A50A 00A E01 012_231
ENGINE COVER

FIG.232



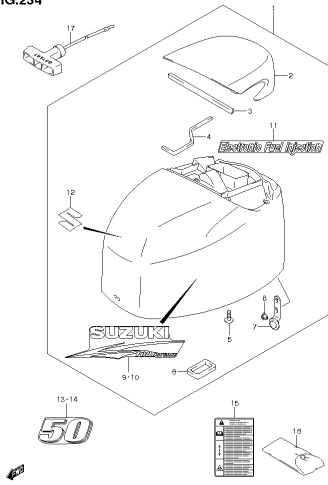
DF40A50A 00A E01 012_232
ENGINE COVER

FIG.233



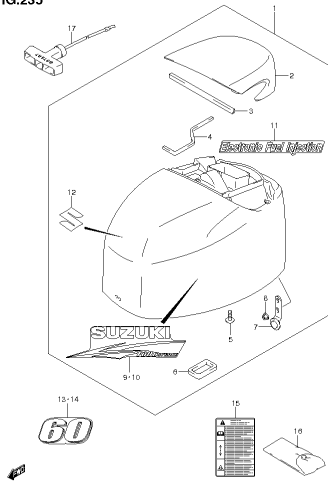
DF40A50A (VA) E01 012_233
ENGINE COVER

FIG.234



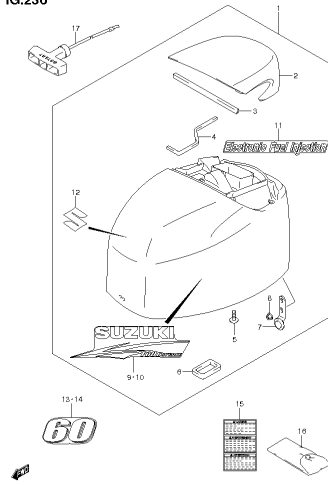
DF40A50A (VA) E01 012_234
ENGINE COVER

FIG.235



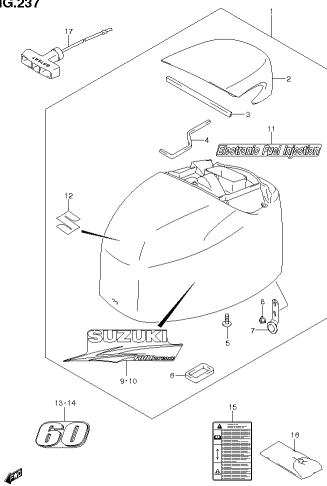
DF40A50A (VA) E01 012_235
ENGINE COVER

FIG.236



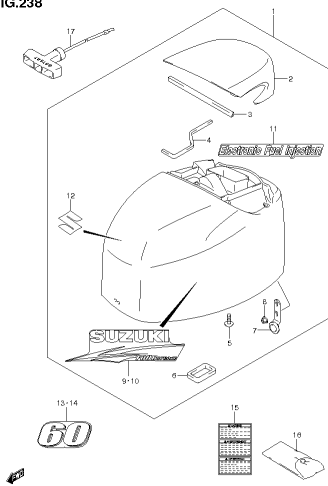
DF40A50A (VA) E01 012_236
ENGINE COVER

FIG.237



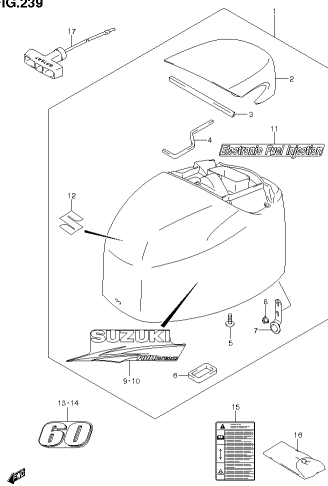
DF40A50A (VA) E01 012_237
ENGINE COVER

FIG.238



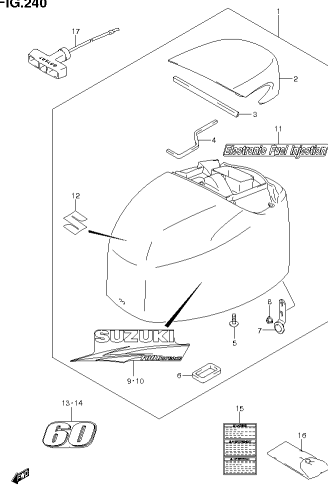
DF40A50A (VA) E01 012_238
ENGINE COVER

FIG.239



DF40A50A (VA) E01 012_239
ENGINE COVER

FIG.240



DF40A50A (VA) E01 012_240
ENGINE COVER

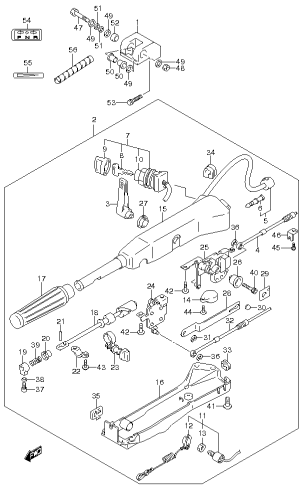
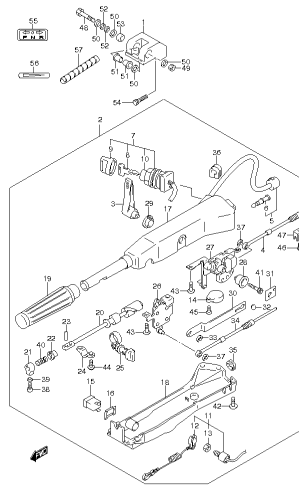
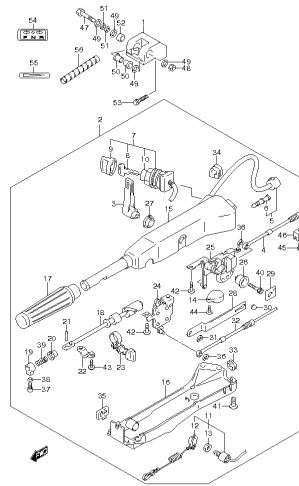
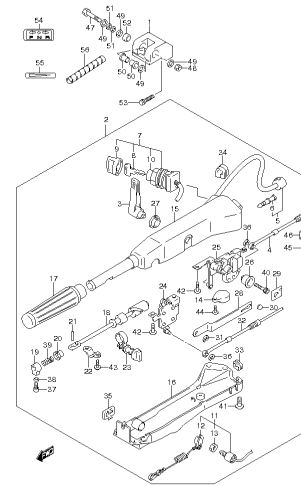
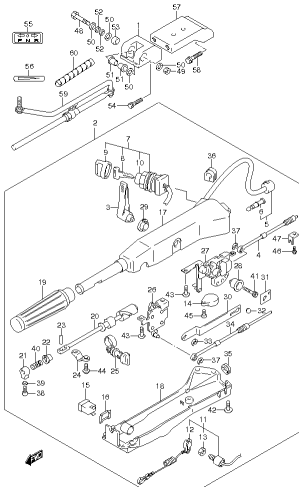
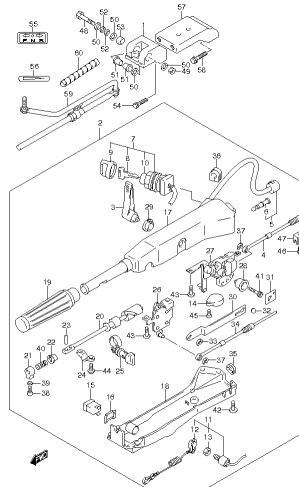
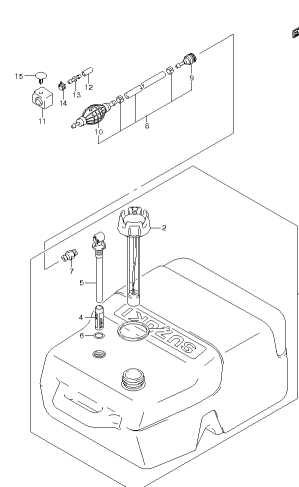
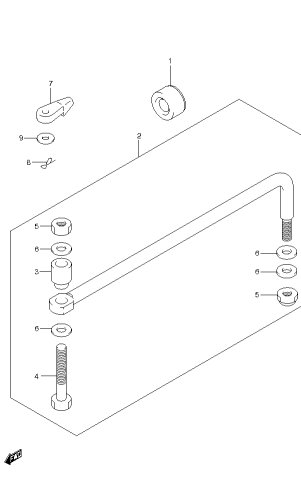
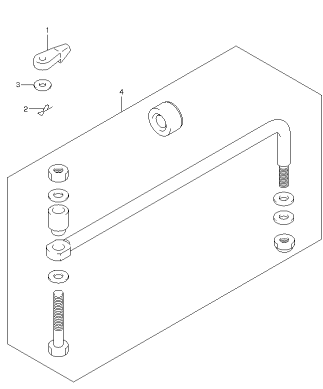
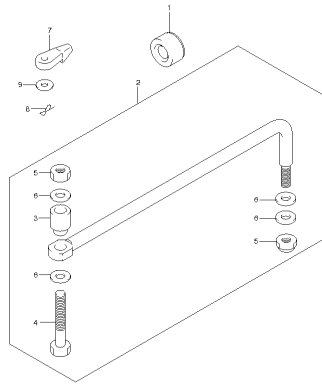
FIG.241DF40A50A 90A E01 012_241
TILLER HANDLE**FIG.242**DF40A50A 90A E01 012_242
TILLER HANDLE**FIG.243**DF40A50A 90A E01 012_243
TILLER HANDLE**FIG.244**DF40A50A 90A E01 012_244
TILLER HANDLE**FIG.245**DF40A50A 90A E01 012_245
TILLER HANDLE**FIG.246**DF40A50A 90A E01 012_246
TILLER HANDLE**FIG.247**DF40A50A 90A E01 012_247
FUEL TANK**FIG.248**DF40A50A 90A E01 012_248
DRAG LINK

FIG.249



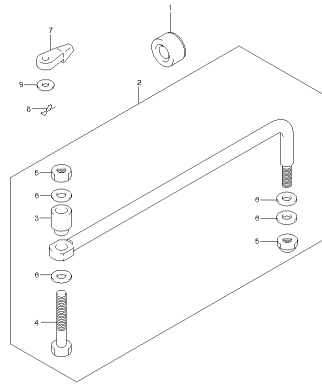
DF46A50A 00A E01 012_249
DRAG LINK

FIG.250



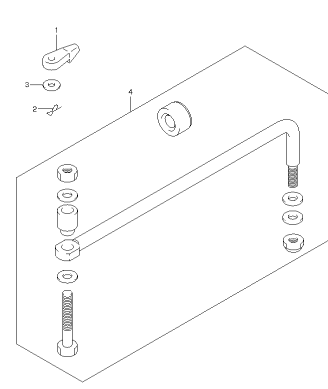
DF46A50A 00A E01 012_250
DRAG LINK

FIG.251



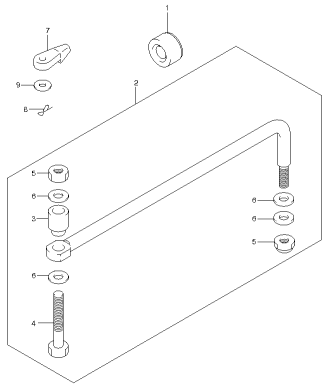
DF46A50A 00A E01 012_251
DRAG LINK

FIG.252



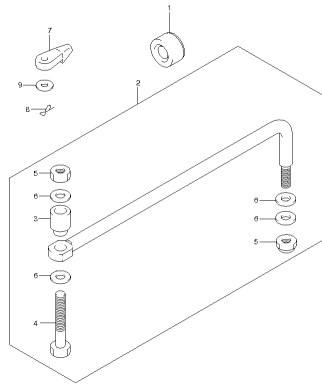
DF46A50A 00A E01 012_252
DRAG LINK

FIG.253



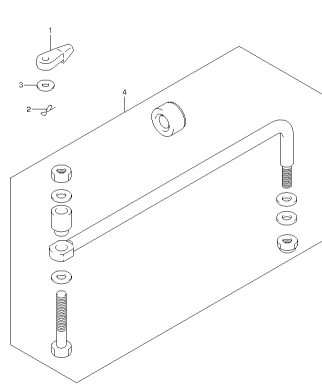
DF46A50A 00A E01 012_253
DRAG LINK

FIG.254



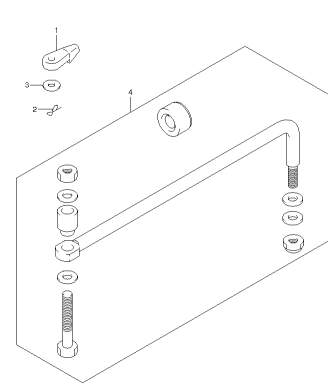
DF46A50A 00A E01 012_254
DRAG LINK

FIG.255



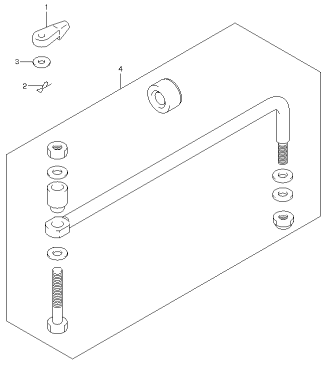
DF46A50A 00A E01 012_255
DRAG LINK

FIG.256



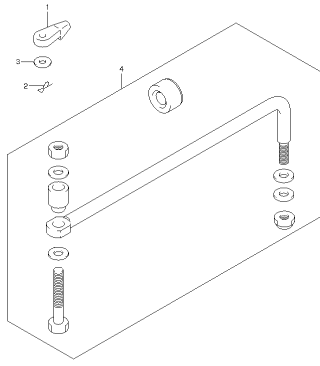
DF46A50A 00A E01 012_256
DRAG LINK

FIG.257



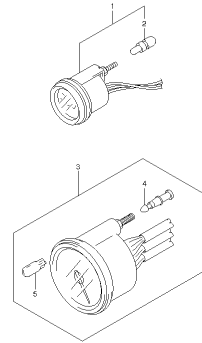
DF46A50A 60A/E01 012_257
DRAG LINK

FIG.258



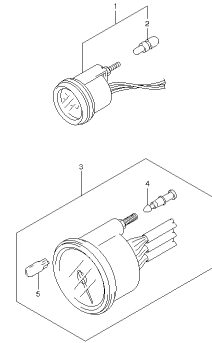
DF46A50A 60A/E01 012_258
DRAG LINK

FIG.259



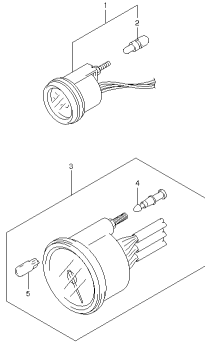
DF46A50A 60A/E01 012_259
METER

FIG.260



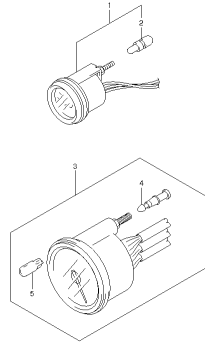
DF46A50A 60A/E01 012_260
METER

FIG.261



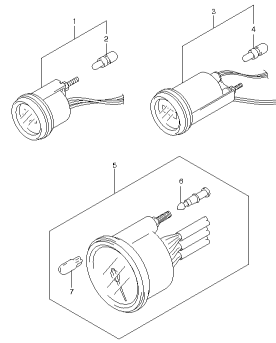
DF46A50A 60A/E01 012_261
METER

FIG.262



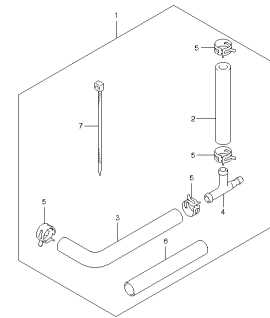
DF46A50A 60A/E01 012_262
METER

FIG.263



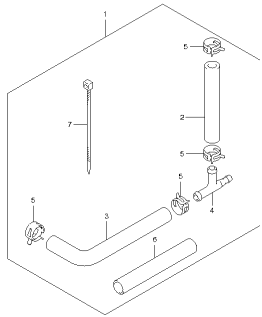
DF46A50A 60A/E01 012_263
METER

FIG.264



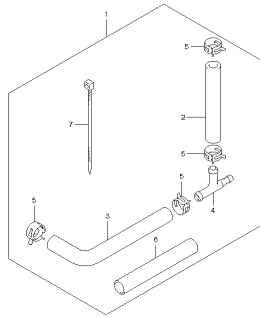
DF46A50A 60A/E01 012_264
WATER PRESSURE GAUGE SUB KIT

FIG.265



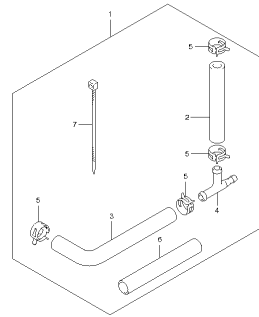
DF46A50A 90A E01 012_265
WATER PRESSURE GAUGE SUB KIT

FIG.266



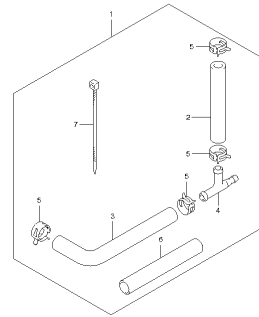
DF46A50A 90A E01 012_266
WATER PRESSURE GAUGE SUB KIT

FIG.267



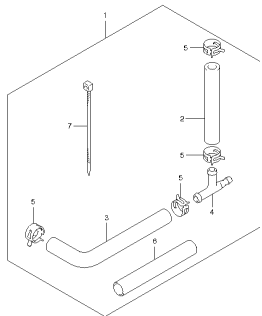
DF46A50A 90A E01 012_267
WATER PRESSURE GAUGE SUB KIT

FIG.268



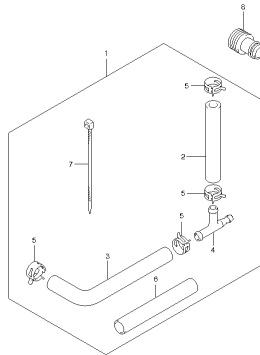
DF46A50A 90A E01 012_268
WATER PRESSURE GAUGE SUB KIT

FIG.269



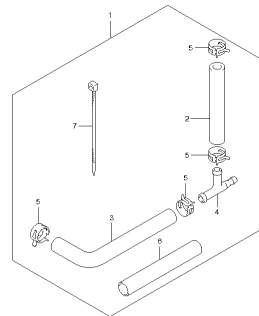
DF46A50A 90A E01 012_269
WATER PRESSURE GAUGE SUB KIT

FIG.270



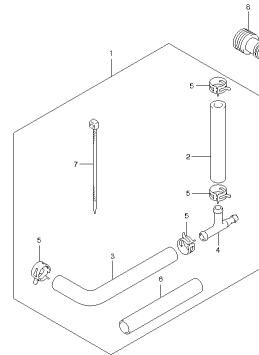
DF46A50A 90A E01 012_270
WATER PRESSURE GAUGE SUB KIT

FIG.271



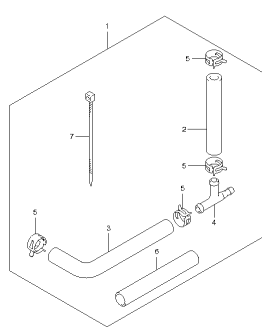
DF46A50A 90A E01 012_271
WATER PRESSURE GAUGE SUB KIT

FIG.272



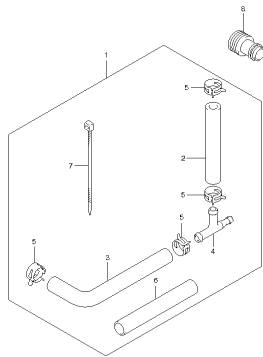
DF46A50A 90A E01 012_272
WATER PRESSURE GAUGE SUB KIT

FIG.273



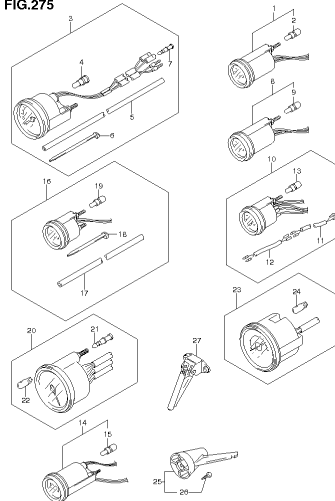
DF46A50A 00A E01 012_273
WATER PRESSURE GAUGE SUB KIT

FIG.274



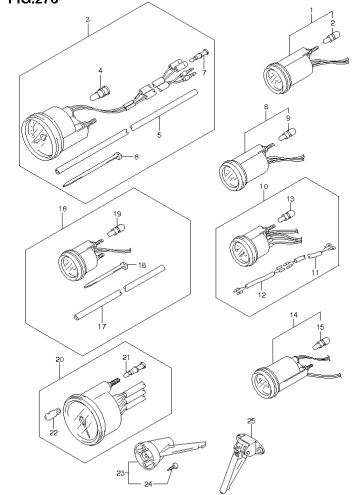
DF46A50A 00A E01 012_274
WATER PRESSURE GAUGE SUB KIT

FIG.275



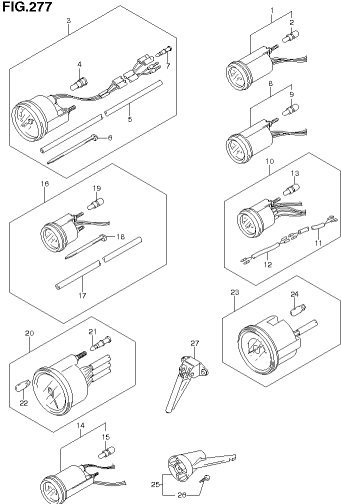
DF46A50A 00A E01 012_275
OPT METER

FIG.276



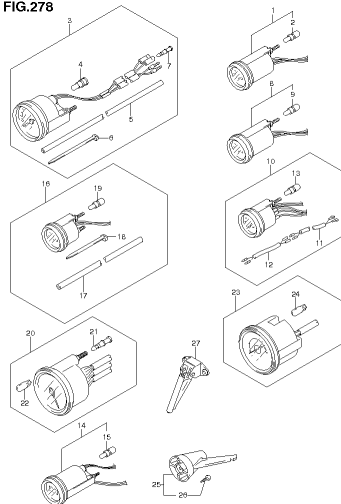
DF46A50A 00A E01 012_276
OPT METER

FIG.277



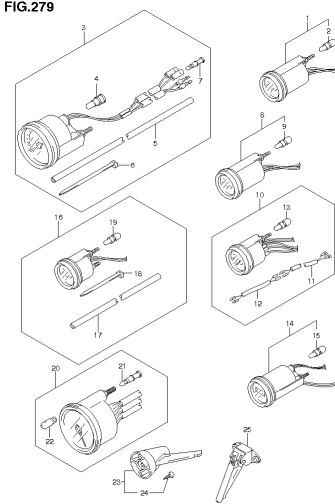
DF46A50A 00A E01 012_277
OPT METER

FIG.278



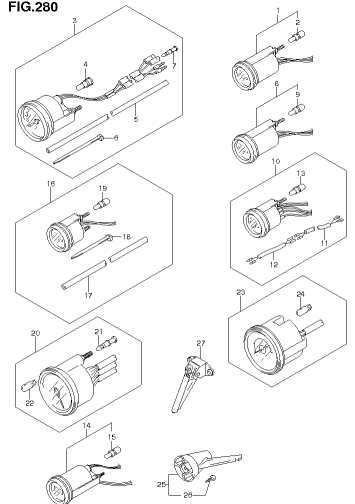
DF46A50A 00A E01 012_278
OPT METER

FIG.279



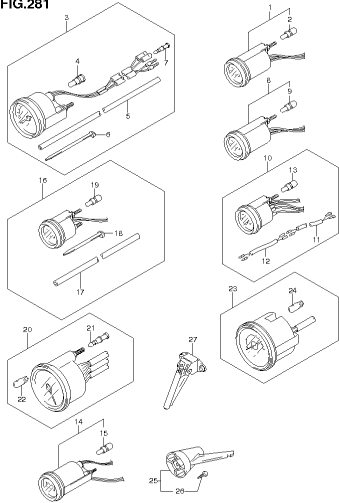
DF46A50A 00A E01 012_279
OPT METER

FIG.280



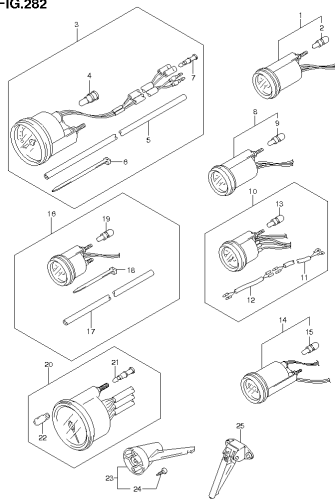
DF46A50A 00A E01 012_280
OPT METER

FIG.281



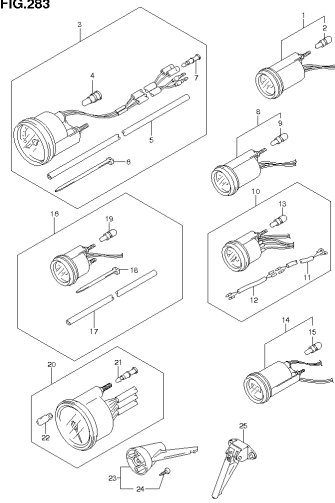
DF46A.50A/60A/E01.012.281
OPT.METER

FIG.282



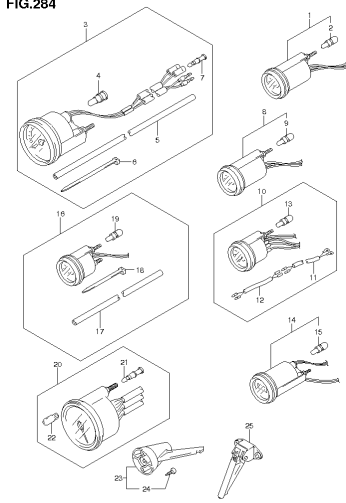
DF46A.50A/60A/E01.012.282
OPT.METER

FIG.283



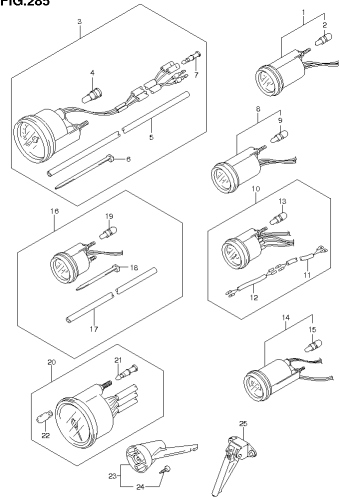
DF46A.50A/60A/E01.012.283
OPT.METER

FIG.284



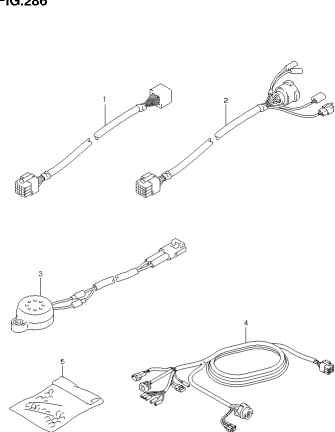
DF46A.50A/60A/E01.012.284
OPT.METER

FIG.285



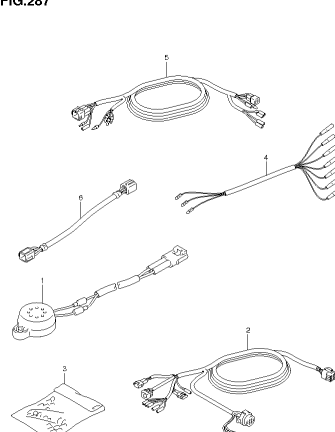
DF46A.50A/60A/E01.012.285
OPT.METER

FIG.286



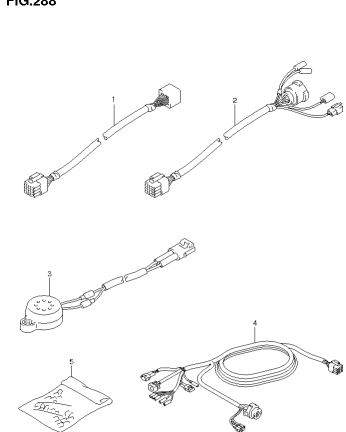
DF46A.50A/60A/E01.012.286
OPT.HARNES

FIG.287



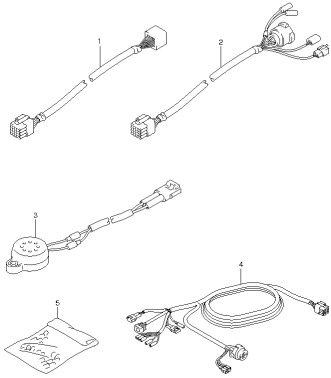
DF46A.50A/60A/E01.012.287
OPT.HARNES

FIG.288



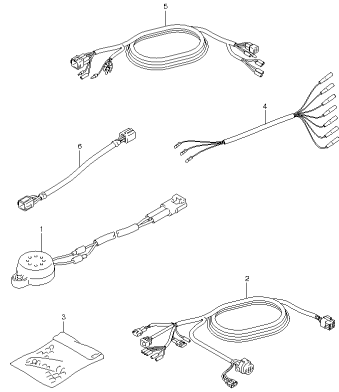
DF46A.50A/60A/E01.012.288
OPT.HARNES

FIG.289



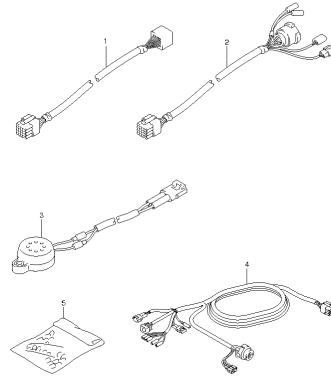
DF46A.50A.00A.E01.012.289
OPT. HARNESS

FIG.290



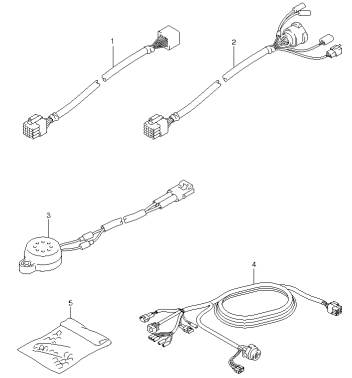
DF46A.50A.00A.E01.012.290
OPT. HARNESS

FIG.291



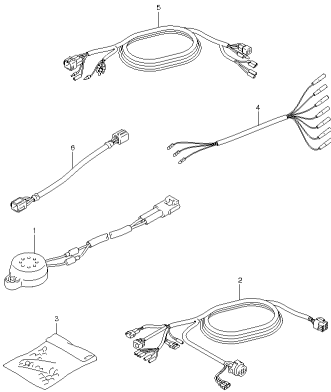
DF46A.50A.00A.E01.012.291
OPT. HARNESS

FIG.292



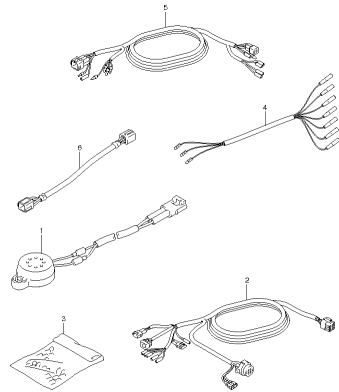
DF46A.50A.00A.E01.012.292
OPT. HARNESS

FIG.293



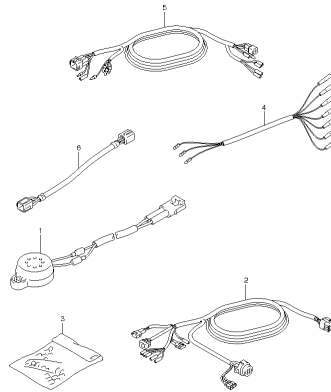
DF46A.50A.00A.E01.012.293
OPT. HARNESS

FIG.294



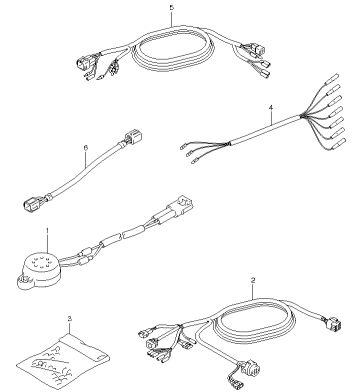
DF46A.50A.00A.E01.012.294
OPT. HARNESS

FIG.295



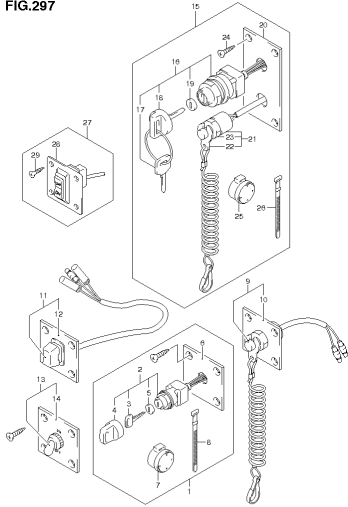
DF46A.50A.00A.E01.012.295
OPT. HARNESS

FIG.296



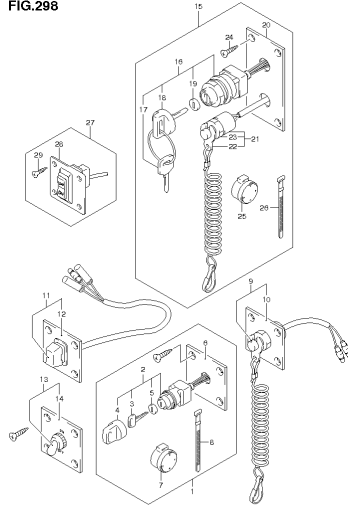
DF46A.50A.00A.E01.012.296
OPT. HARNESS

FIG.297



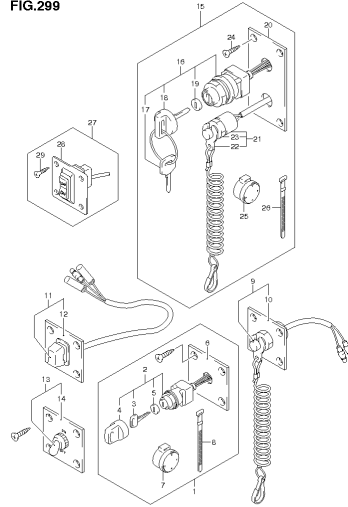
DP46A 50A 60A E01 012_297
OPT SWITCH

FIG.298



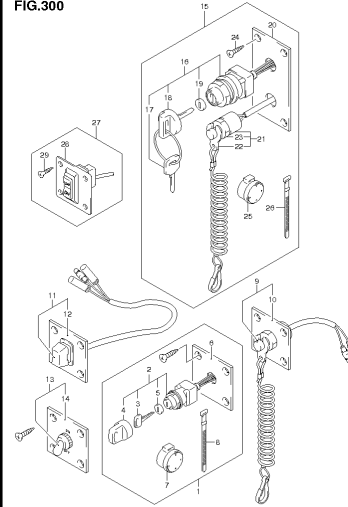
DP46A 50A 60A E01 012_298
OPT SWITCH

FIG.299



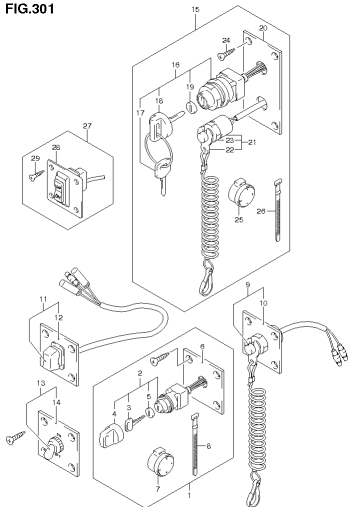
DP46A 50A 60A E01 012_299
OPT SWITCH

FIG.300



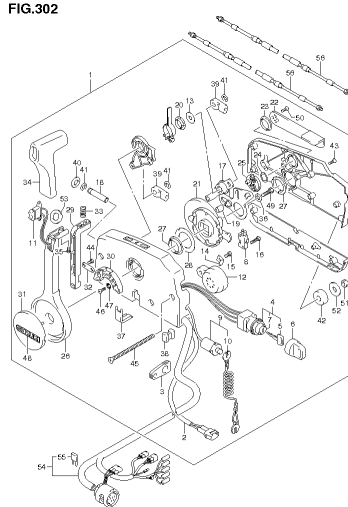
DP46A 50A 60A E01 012_300
OPT SWITCH

FIG.301



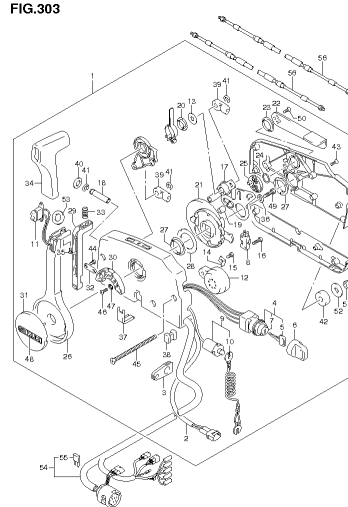
DP46A 50A 60A E01 012_301
OPT SWITCH

FIG.302



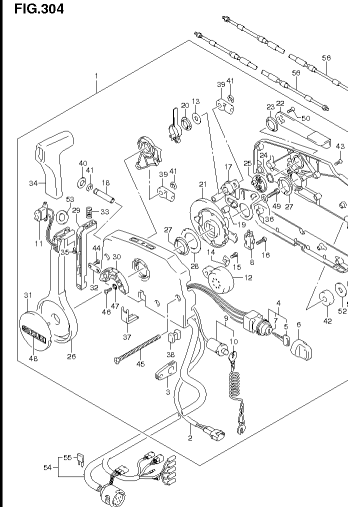
DP46A 50A 60A E01 012_302
OPT REMOTE CONTROL

FIG.303



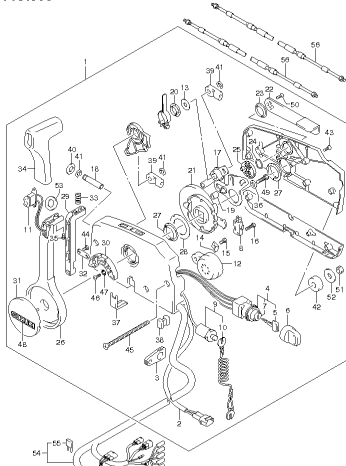
DP46A 50A 60A E01 012_303
OPT REMOTE CONTROL

FIG.304



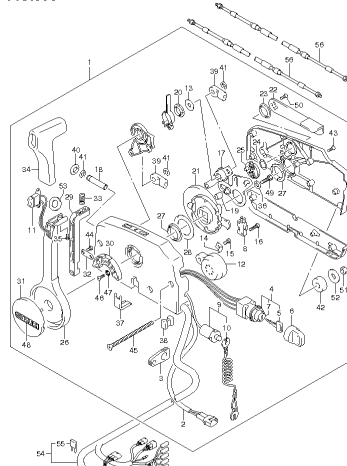
DP46A 50A 60A E01 012_304
OPT REMOTE CONTROL

FIG.305



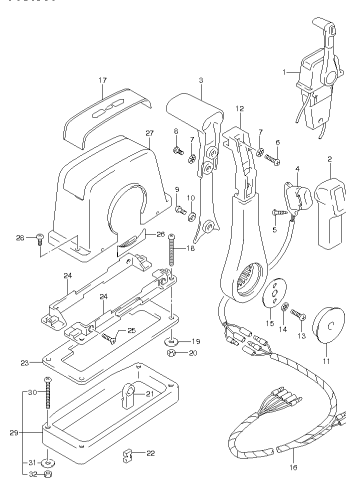
DF46A50A 90A E01 012_306
OPT.REMOTE CONTROL

FIG.306



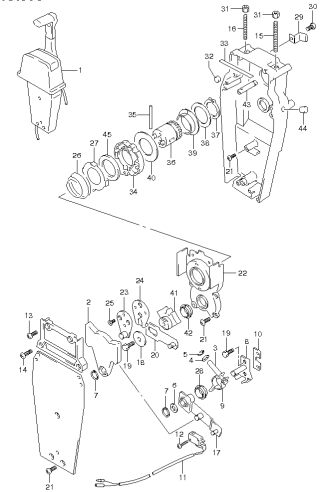
DF46A50A 90A E01 012_306
OPT.REMOTE CONTROL

FIG.307



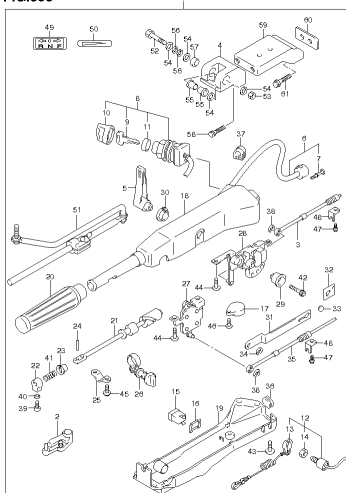
DF46A50A 90A E01 012_307
OPT.REMOTE CONTROL ASSY SINGLE (1)

FIG.308



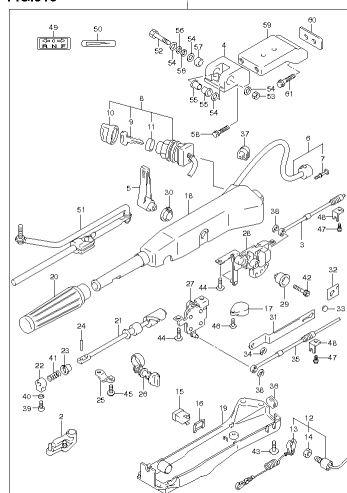
DF46A50A 90A E01 012_308
OPT.REMOTE CONTROL ASSY SINGLE (2)

FIG.309



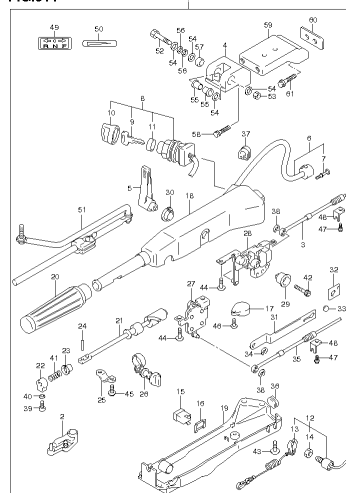
DF46A50A 90A E01 012_309
OPT.TILLER HANDLE

FIG.310



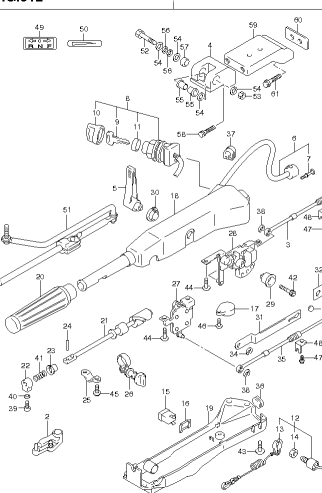
DF46A50A 90A E01 012_310
OPT.TILLER HANDLE

FIG.311



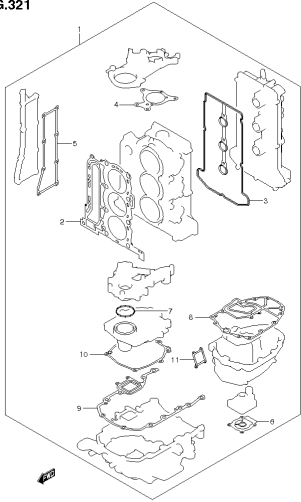
DF46A50A 90A E01 012_311
OPT.TILLER HANDLE

FIG.312



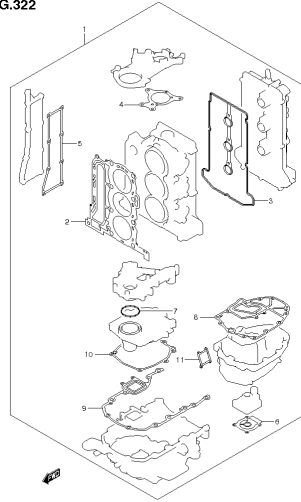
DF46A50A 90A E01 012_312
OPT.TILLER HANDLE

FIG.321



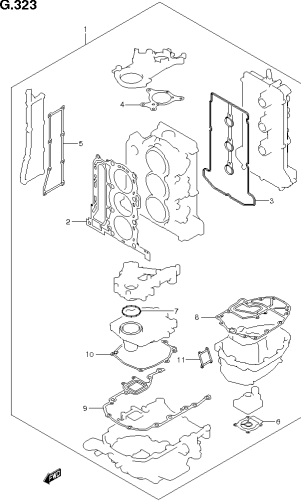
DF40A50A R/A E01 012_321
DIFF.GASKET SET

FIG.322



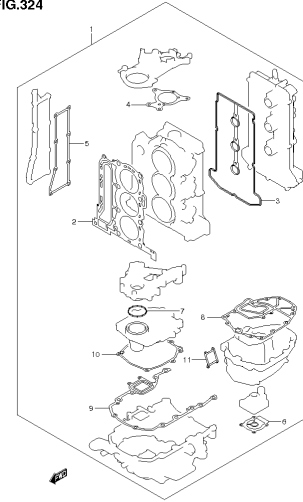
DF40A50A R/A E01 012_322
DIFF.GASKET SET

FIG.323



DF40A50A R/A E01 012_323
DIFF.GASKET SET

FIG.324



DF40A50A R/A E01 012_324
DIFF.GASKET SET

FIG.1

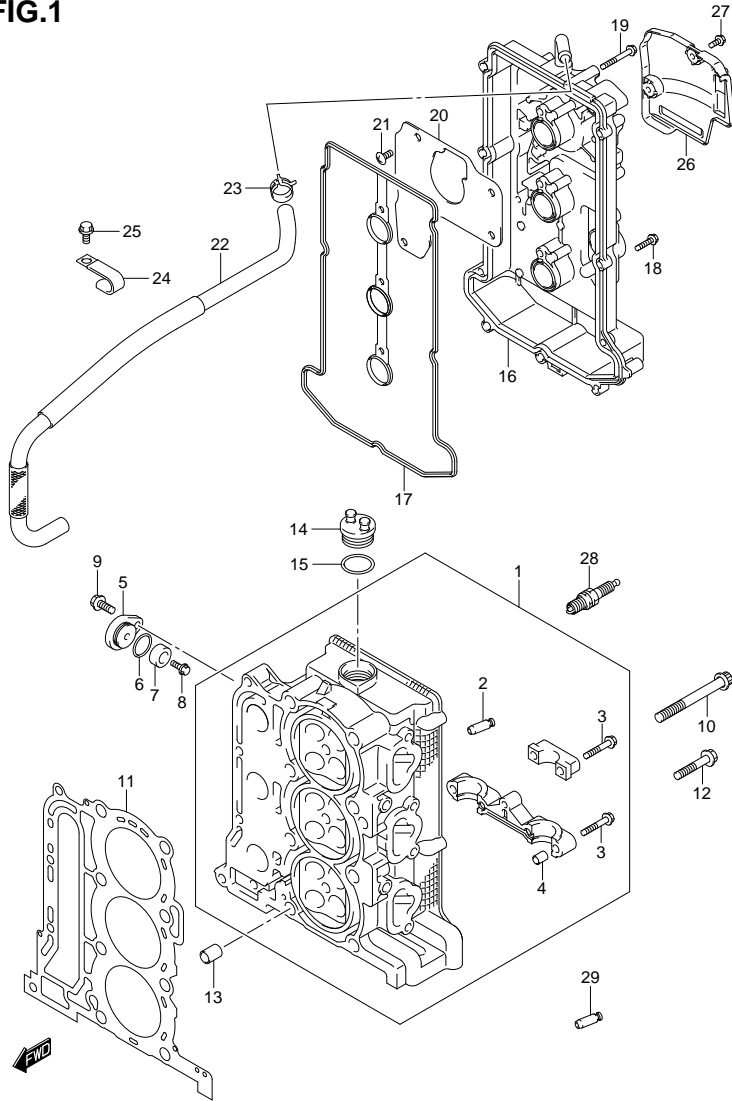


FIG.1 (1-B-2) CYLINDER HEAD

REF NO.	PART NO.	DESCRIPTION	Q' TY	REMARKS
1	11100-88L00	HEAD ASSY, CYLINDER	1	
2	11115-73G01-001	·GUIDE, VALVE	12	
3	09103-06266	·BOLT (6X40)	17	
4	09206-08001	·PIN	14	
5	11261-93J00	COVER, PROTECTION ANODE	2	
6	09280-22019	O RING (D:1.9,ID:21.8)	2	
7-1	55321-87J00	ANODE, PROTECTION	2	
7-2	55321-87J10	ANODE (MAGNESIUM)	1	OPT
8	09103-06281	BOLT (6X14)	2	
9	01550-08207	BOLT	2	
10	11119-87J00	BOLT, CYLINDER HEAD (10X95)	8	
11	11141-88L00	GASKET, CYLINDER HEAD	1	
12	01550-08457	BOLT	4	
13	04211-13189	PIN	2	
14	11382-99E00	CAP, OIL FILLER	1	
15	09280-26006	O RING (D:3.1,ID:26.4)	1	
16	11170-88L10	COVER, CYLINDER HEAD	1	
17	11189-88L00	GASKET, CYLINDER HEAD COVER	1	
18	01547-06257	BOLT	9	
19	01547-06457	BOLT	3	
20	11173-88L00	PLATE, BREATHER	1	
21	02142-0612A	SCREW	4	
22	11174-88L00	HOSE, BREATHER	1	
23	09401-15414	CLIP	1	
24	09403-17303	CLAMP	2	
25	01550-06127	BOLT	2	
26	11194-88L10	GUARD, FUEL HOSE	1	
27	01550-06167	BOLT	2	
28	09482-00446	SPARK PLUG (NGK,DCPR6E)	3	
29	11115-73G01-001	GUIDE, VALVE	4	OPT

FIG.2

FIG. 2 (1-B-3) CYLINDER BLOCK

REF NO.	PART NO.	DESCRIPTION	Q' TY	REMARKS
1	11291-88L00	HOOK, ENGINE	1	
2	01550-08207	BOLT	2	
3	11301-88L00	BLOCK ASSY, CYLINDER	1	
4	11117-89J20	BOLT, CRANKCASE INSIDE	8	
5	09206-13019	PIN	4	
6	01550-08407	BOLT	8	
7	11112-88L00	PLUG, OIL VENTURI	1	
8	55321-87J00	ANODE, PROTECTION	1	
9	09103-06281	BOLT (6X14)	1	

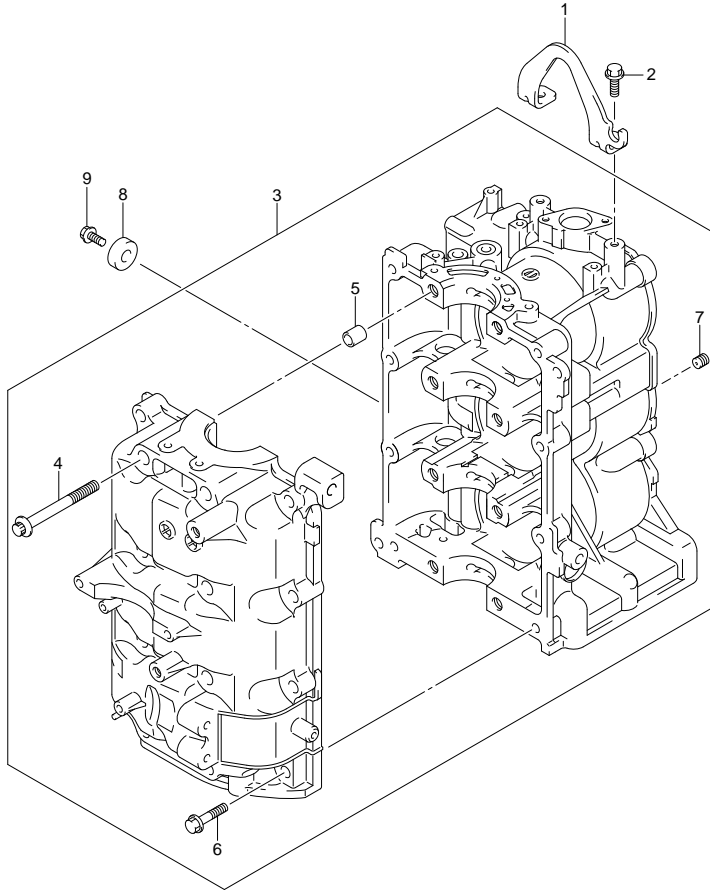


FIG.3

FIG.3 (1-B-4) RING GEAR COVER (DF40A E1)

REF. NO.	PART NO.	DESCRIPTION	Q'TY	REMARKS
1	11510-88L00	COVER, RING GEAR	1	
2	01550-06307	BOLT	3	
3	09320-09501	CUSHION	1	
4	03542-06209	SCREW	3	
5	11514-88L00	PLATE, RING GEAR COVER	1	
6	11411-88L00	HOUSING, UPPER OIL SEAL	1	
7	11413-88L00	GASKET, UPPER OIL SEAL	1	
8	01550-06257	BOLT	5	
9	04221-04089	PIN	2	
10	61472-93E40	LABEL, MAG COVER	1	
11	69711-93E10	LABEL (S.I.G.P.)	1	
12	61493-88L00	LABEL, CLEARANCE	1	
13	61494-88L00	LABEL, OIL	1	

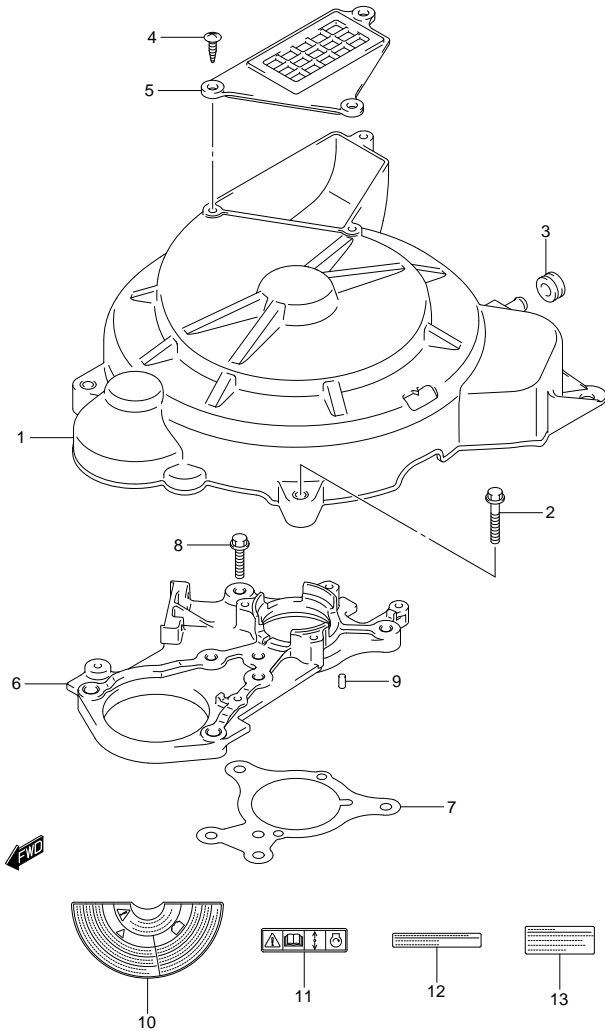


FIG.4

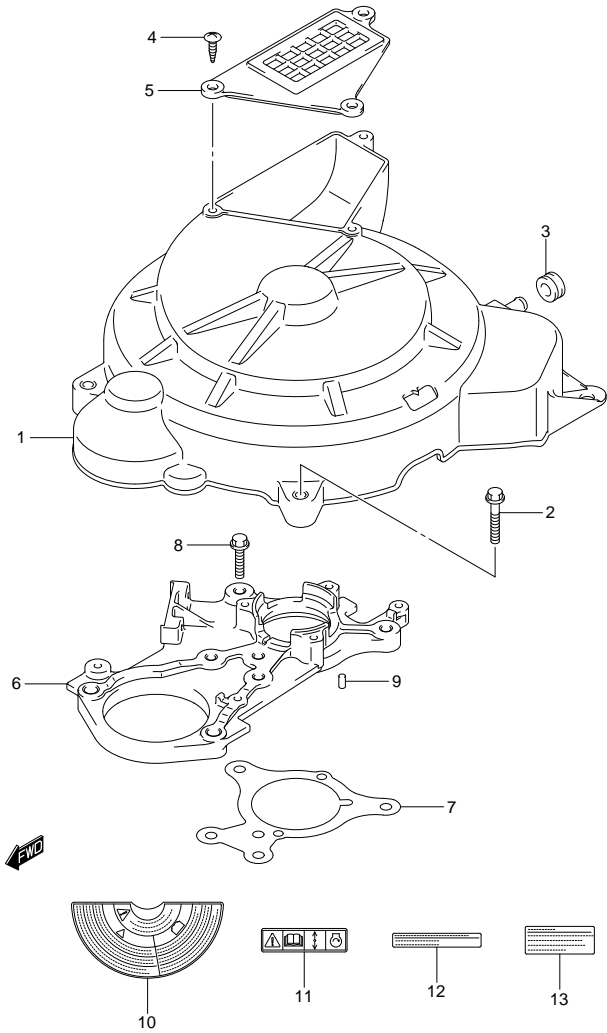


FIG.4 (1-B-5) RING GEAR COVER (DF40AQH E1)

REF NO.	PART NO.	DESCRIPTION	Q'TY	REMARKS
1	11510-88L00	COVER, RING GEAR	1	
2	01550-06307	BOLT	3	
3	09320-09501	CUSHION	1	
4	03542-06209	SCREW	3	
5	11514-88L00	PLATE, RING GEAR COVER	1	
6	11411-88L00	HOUSING, UPPER OIL SEAL	1	
7	11413-88L00	GASKET, UPPER OIL SEAL	1	
8	01550-06257	BOLT	5	
9	04221-04089	PIN	2	
10	61472-93E40	LABEL, MAG COVER	1	
11	69711-93E10	LABEL (S.I.G.P.)	1	
12	61493-88L00	LABEL, CLEARANCE	1	
13	61494-88L00	LABEL, OIL	1	

FIG.5

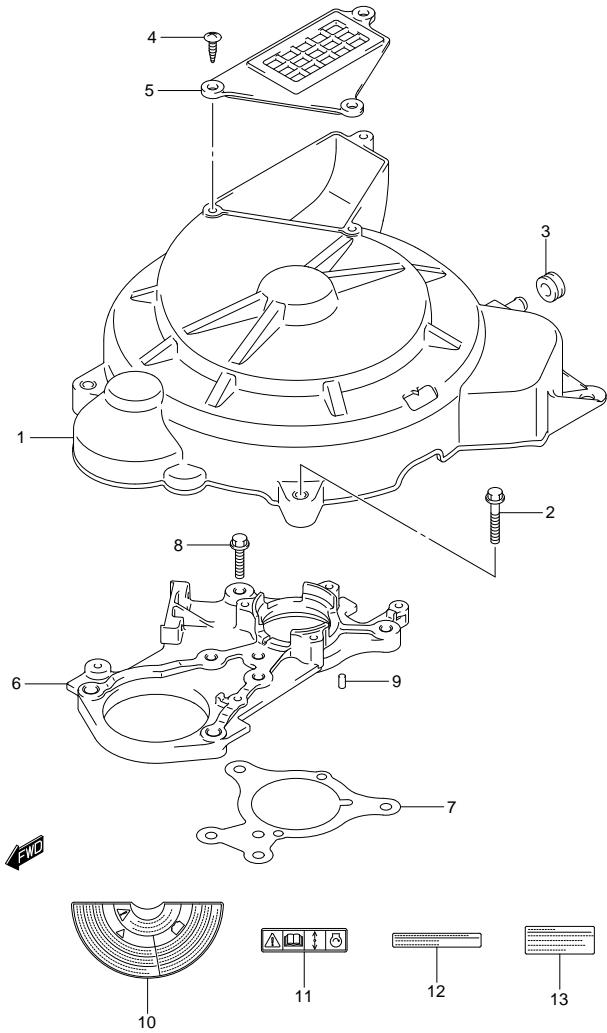


FIG. 5 (1-B-6) RING GEAR COVER (DF40AST E34)

REF NO.	PART NO.	DESCRIPTION	Q'TY	REMARKS
1	11510-88L00	COVER, RING GEAR	1	
2	01550-06307	BOLT	3	
3	09320-09501	CUSHION	1	
4	03542-06209	SCREW	3	
5	11514-88L00	PLATE, RING GEAR COVER	1	
6	11411-88L00	HOUSING, UPPER OIL SEAL	1	
7	11413-88L00	GASKET, UPPER OIL SEAL	1	
8	01550-06257	BOLT	5	
9	04221-04089	PIN	2	
10	61472-93E40	LABEL, MAG COVER	1	
11	69711-93E10	LABEL (S.I.G.P.)	1	
12	61493-88L00	LABEL, CLEARANCE	1	
13	61494-88L00	LABEL, OIL	1	

FIG.6

FIG.6 (1-B-7) RING GEAR COVER (DF50A E1)

REF. NO.	PART NO.	DESCRIPTION	Q'TY	REMARKS
1	11510-88L00	COVER, RING GEAR	1	
2	01550-06307	BOLT	3	
3	09320-09501	CUSHION	1	
4	03542-06209	SCREW	3	
5	11514-88L00	PLATE, RING GEAR COVER	1	
6	11411-88L00	HOUSING, UPPER OIL SEAL	1	
7	11413-88L00	GASKET, UPPER OIL SEAL	1	
8	01550-06257	BOLT	5	
9	04221-04089	PIN	2	
10	61472-93E40	LABEL, MAG COVER	1	
11	69711-93E10	LABEL (S.I.G.P.)	1	
12	61493-88L00	LABEL, CLEARANCE	1	
13	61494-88L00	LABEL, OIL	1	

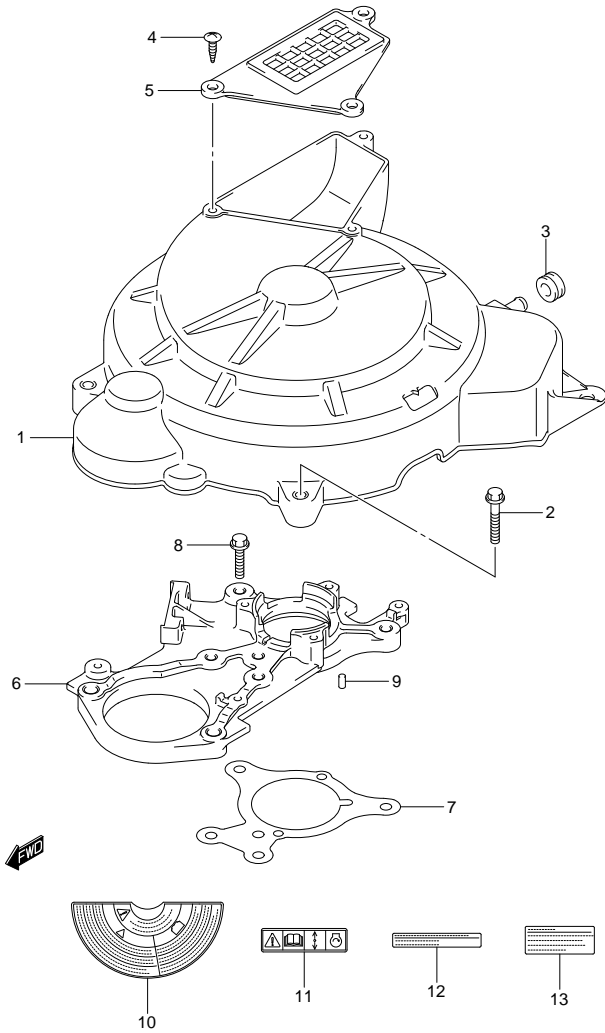


FIG.7

FIG.7 (1-B-8) RING GEAR COVER (DF50ATH E1)

REF NO.	PART NO.	DESCRIPTION	Q'TY	REMARKS
1	11510-88L00	COVER, RING GEAR	1	
2	01550-06307	BOLT	3	
3	09320-09501	CUSHION	1	
4	03542-06209	SCREW	3	
5	11514-88L00	PLATE, RING GEAR COVER	1	
6	11411-88L00	HOUSING, UPPER OIL SEAL	1	
7	11413-88L00	GASKET, UPPER OIL SEAL	1	
8	01550-06257	BOLT	5	
9	04221-04089	PIN	2	
10	61472-93E40	LABEL, MAG COVER	1	
11	69711-93E10	LABEL (S.I.G.P.)	1	
12	61493-88L00	LABEL, CLEARANCE	1	
13	61494-88L00	LABEL, OIL	1	

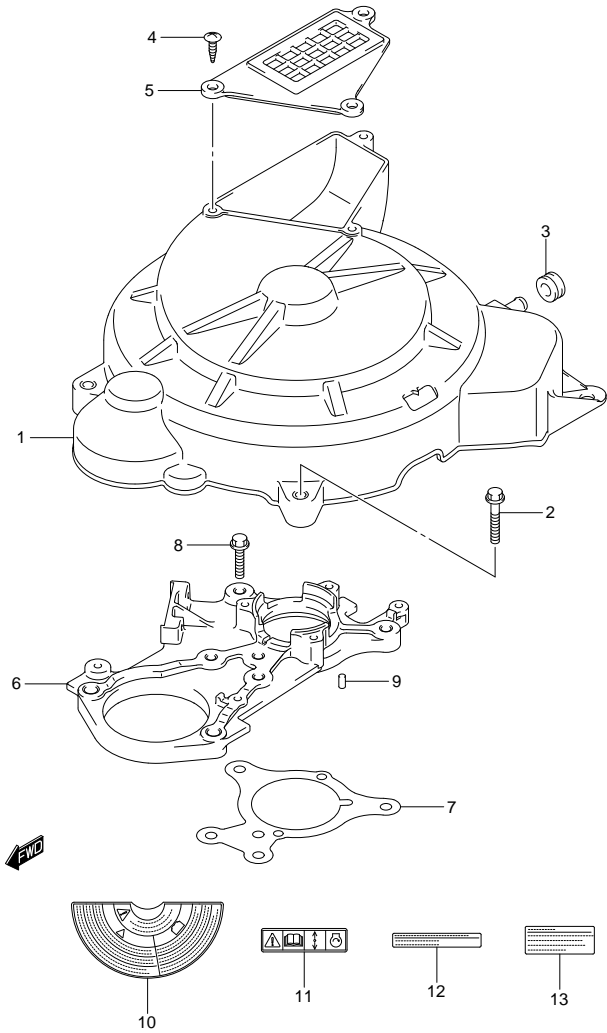


FIG.8

FIG.8 (1-B-9) RING GEAR COVER (DF60A E1)

REF. NO.	PART NO.	DESCRIPTION	Q'TY	REMARKS
1	11510-88L00	COVER, RING GEAR	1	
2	01550-06307	BOLT	3	
3	09320-09501	CUSHION	1	
4	03542-06209	SCREW	3	
5	11514-88L00	PLATE, RING GEAR COVER	1	
6	11411-88L00	HOUSING, UPPER OIL SEAL	1	
7	11413-88L00	GASKET, UPPER OIL SEAL	1	
8	01550-06257	BOLT	5	
9	04221-04089	PIN	2	
10	61472-93E40	LABEL, MAG COVER	1	
11	69711-93E10	LABEL (S.I.G.P.)	1	
12	61493-88L00	LABEL, CLEARANCE	1	
13	61494-88L00	LABEL, OIL	1	

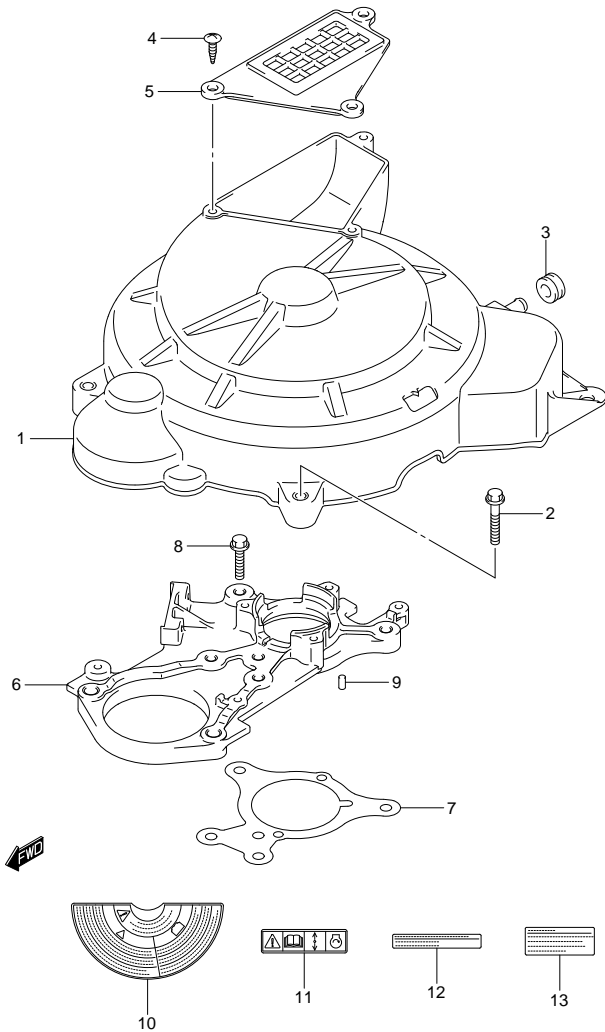


FIG.9

FIG. 9 (1-B-10) RING GEAR COVER (DF60A E40)

REF NO.	PART NO.	DESCRIPTION	Q'TY	REMARKS
1	11510-88L00	COVER, RING GEAR	1	
2	01550-06307	BOLT	3	
3	09320-09501	CUSHION	1	
4	03542-06209	SCREW	3	
5	11514-88L00	PLATE, RING GEAR COVER	1	
6	11411-88L00	HOUSING, UPPER OIL SEAL	1	
7	11413-88L00	GASKET, UPPER OIL SEAL	1	
8	01550-06257	BOLT	5	
9	04221-04089	PIN	2	
10	61472-93E32	LABEL, MAG COVER	1	
11	69711-93E10	LABEL (S.I.G.P.)	1	
12	61493-88L00	LABEL, CLEARANCE	1	
13	61494-88L00	LABEL, OIL	1	

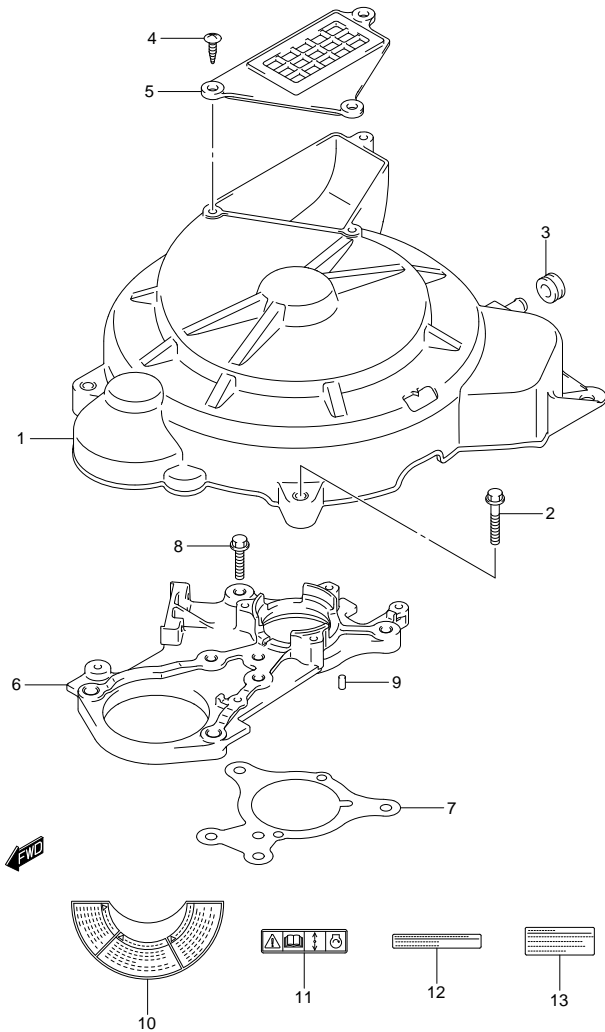
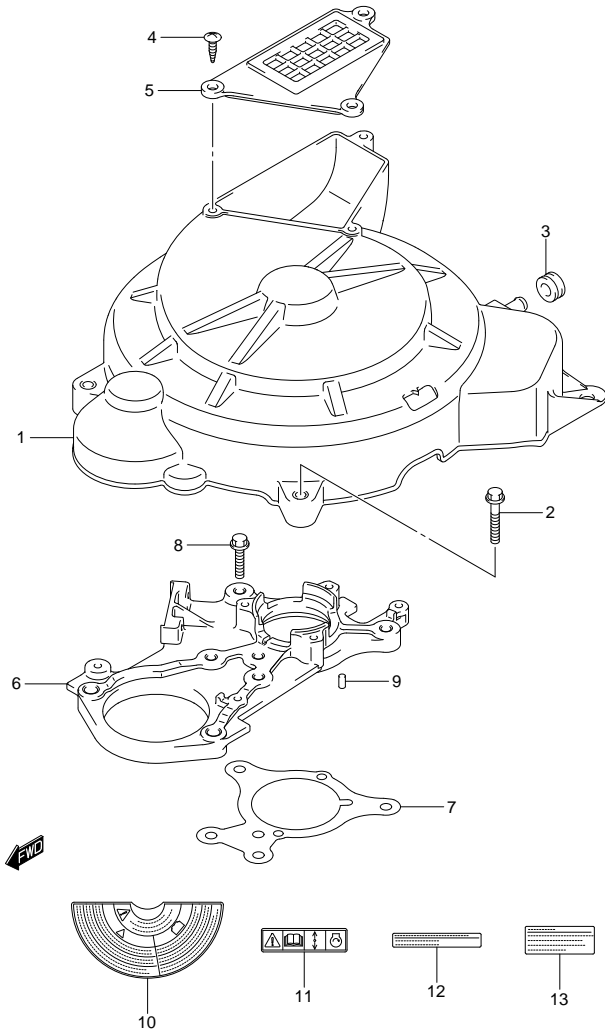


FIG.10

FIG.10 (1-B-11) RING GEAR COVER (DF60AQH E1)



REF. NO.	PART NO.	DESCRIPTION	Q'TY	REMARKS
1	11510-88L00	COVER, RING GEAR	1	
2	01550-06307	BOLT	3	
3	09320-09501	CUSHION	1	
4	03542-06209	SCREW	3	
5	11514-88L00	PLATE, RING GEAR COVER	1	
6	11411-88L00	HOUSING, UPPER OIL SEAL	1	
7	11413-88L00	GASKET, UPPER OIL SEAL	1	
8	01550-06257	BOLT	5	
9	04221-04089	PIN	2	
10	61472-93E40	LABEL, MAG COVER	1	
11	69711-93E10	LABEL (S.I.G.P.)	1	
12	61493-88L00	LABEL, CLEARANCE	1	
13	61494-88L00	LABEL, OIL	1	

FIG.11

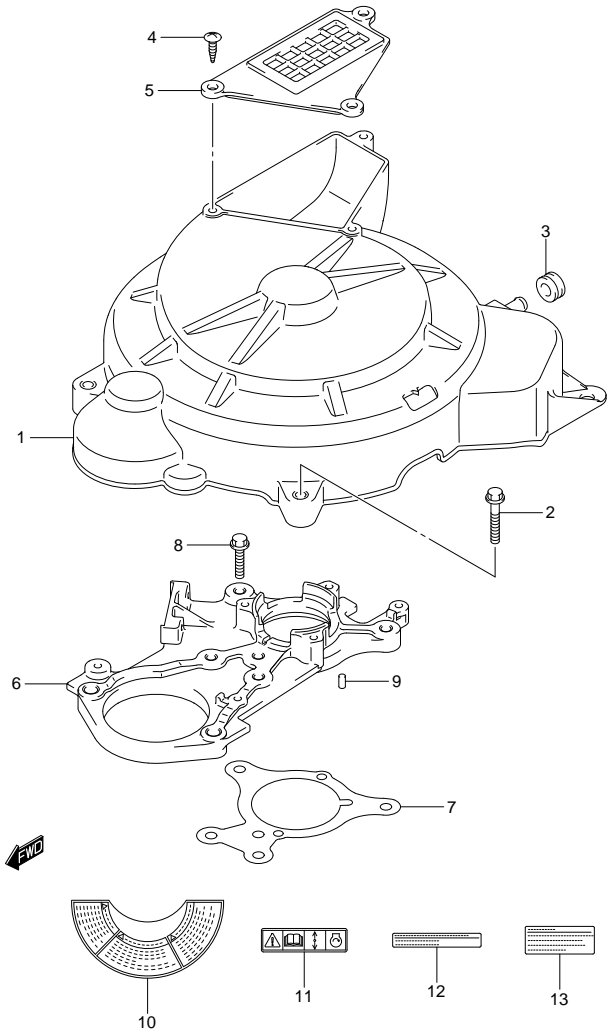
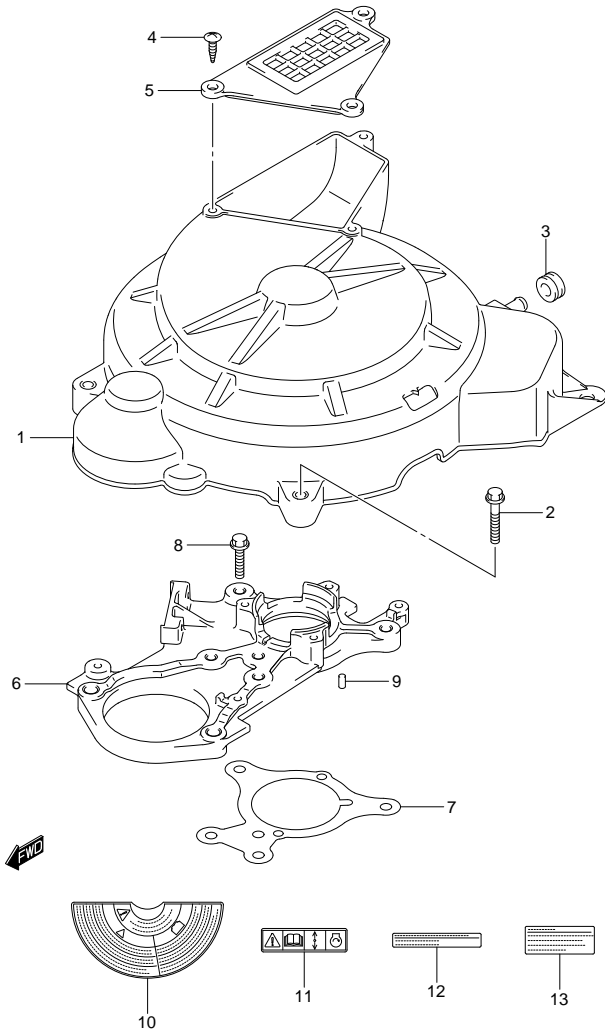


FIG. 11 (1-B-12) RING GEAR COVER (DF60AQH E40)

REF NO.	PART NO.	DESCRIPTION	QTY	REMARKS
1	11510-88L00	COVER, RING GEAR	1	
2	01550-06307	BOLT	3	
3	09320-09501	CUSHION	1	
4	03542-06209	SCREW	3	
5	11514-88L00	PLATE, RING GEAR COVER	1	
6	11411-88L00	HOUSING, UPPER OIL SEAL	1	
7	11413-88L00	GASKET, UPPER OIL SEAL	1	
8	01550-06257	BOLT	5	
9	04221-04089	PIN	2	
10	61472-93E32	LABEL, MAG COVER	1	
11	69711-93E10	LABEL (S.I.G.P.)	1	
12	61493-88L00	LABEL, CLEARANCE	1	
13	61494-88L00	LABEL, OIL	1	

FIG.12

FIG.12 (1-B-13) RING GEAR COVER (DF60ATH E1)



REF NO.	PART NO.	DESCRIPTION	Q'TY	REMARKS
1	11510-88L00	COVER, RING GEAR	1	
2	01550-06307	BOLT	3	
3	09320-09501	CUSHION	1	
4	03542-06209	SCREW	3	
5	11514-88L00	PLATE, RING GEAR COVER	1	
6	11411-88L00	HOUSING, UPPER OIL SEAL	1	
7	11413-88L00	GASKET, UPPER OIL SEAL	1	
8	01550-06257	BOLT	5	
9	04221-04089	PIN	2	
10	61472-93E40	LABEL, MAG COVER	1	
11	69711-93E10	LABEL (S.I.G.P.)	1	
12	61493-88L00	LABEL, CLEARANCE	1	
13	61494-88L00	LABEL, OIL	1	

FIG.13

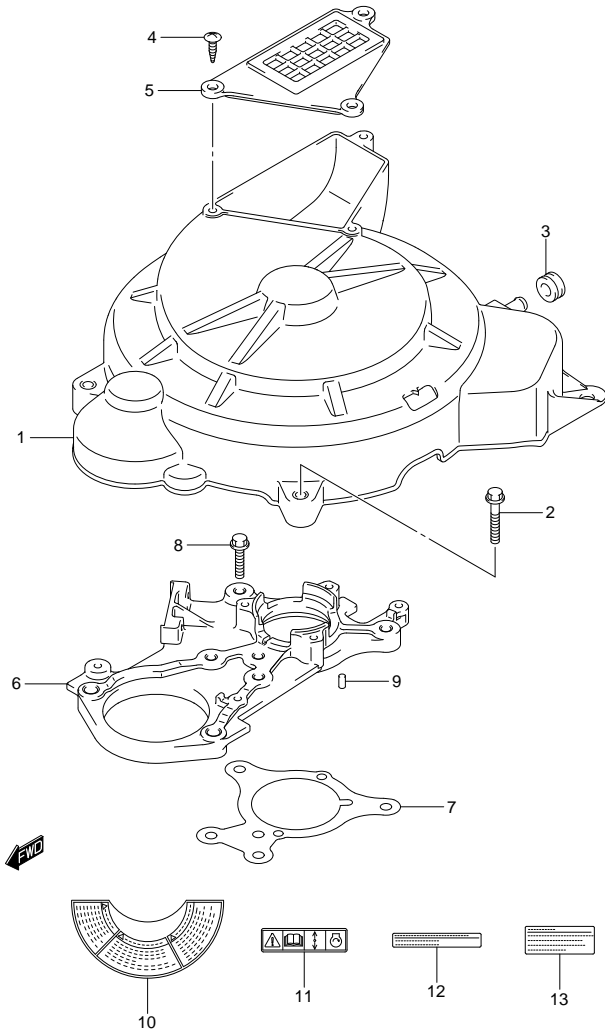


FIG.13 (1-B-14) RING GEAR COVER (DF60ATH E40)

REF. NO.	PART NO.	DESCRIPTION	QTY	REMARKS
1	11510-88L00	COVER, RING GEAR	1	
2	01550-06307	BOLT	3	
3	09320-09501	CUSHION	1	
4	03542-06209	SCREW	3	
5	11514-88L00	PLATE, RING GEAR COVER	1	
6	11411-88L00	HOUSING, UPPER OIL SEAL	1	
7	11413-88L00	GASKET, UPPER OIL SEAL	1	
8	01550-06257	BOLT	5	
9	04221-04089	PIN	2	
10	61472-93E32	LABEL, MAG COVER	1	
11	69711-93E10	LABEL (S.I.G.P.)	1	
12	61493-88L00	LABEL, CLEARANCE	1	
13	61494-88L00	LABEL, OIL	1	

FIG.14

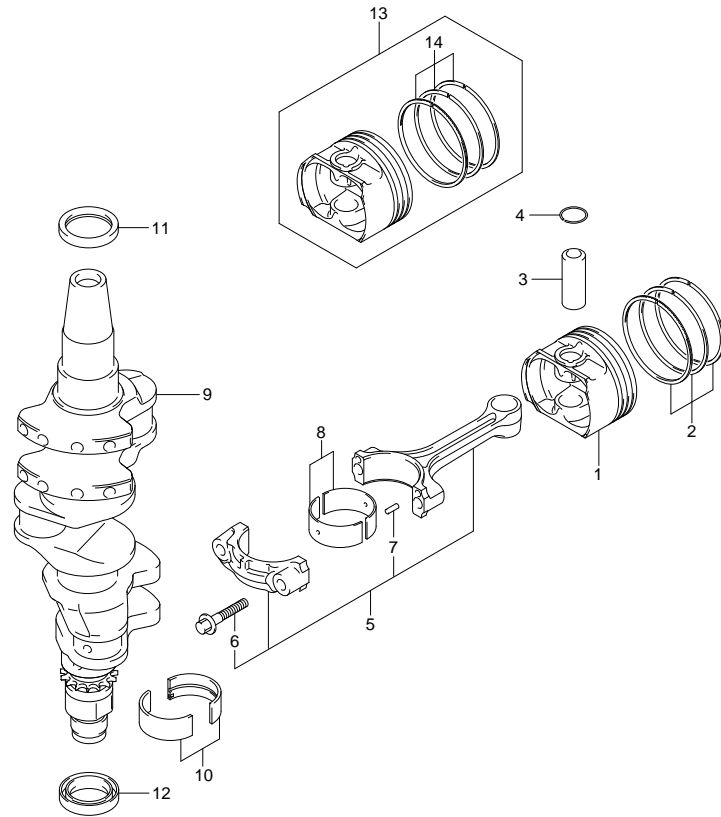


FIG. 14 (1-B-15) CRANKSHAFT

REF NO.	PART NO.	DESCRIPTION	QTY	REMARKS
1	12111-88L00	PISTON	3	
2	12140-88L00	RING SET, PISTON	3	
3	12151-54A50	PIN, PISTON	3	
4	09381-18002	CIRCLIP	6	
5	12160-88L01	CONNROD ASSY	3	
6	12163-69J00	BOLT,CONNROD	6	
7	04221-04089	PIN	6	
8-1	12100-51810-0A0	BEARING SET, CONNROD (GREEN)	3	
8-2	12100-51810-0B0	BEARING SET, CONNROD (BLACK)	3	
8-3	12100-51810-0C0	BEARING SET, CONNROD (NON)	3	
8-4	12100-51810-0D0	BEARING SET, CONNROD (YELLOW)	3	
8-5	12100-51810-0E0	BEARING SET, CONNROD (BLUE)	3	
9	12220-88L00	CRANKSHAFT	1	
10-1	12340-75FA0-0A0	BEARING SET, CRANKSHAFT (GREEN)	4	
10-2	12340-75FA0-0B0	BEARING SET, CRANKSHAFT (BLACK)	4	
10-3	12340-75F00-0C0	BEARING SET, CRANKSHAFT (NON)	4	
10-4	12340-75F00-0D0	BEARING SET, CRANKSHAFT (YELLOW)	4	
10-5	12340-75F00-0E0	BEARING SET, CRANKSHAFT (BLUE)	4	
11	09283-37005	OIL SEAL (37X49X6)	1	
12	12281-87J00	SEAL, LOWER OIL (29.3X44X7)	1	
13	12100-88L00-050	PISTON SET (OS:0.50)	3	OPT
14	12140-88L00-050	RING SET, PISTON (OS:0.50)	3	OPT



FIG.15

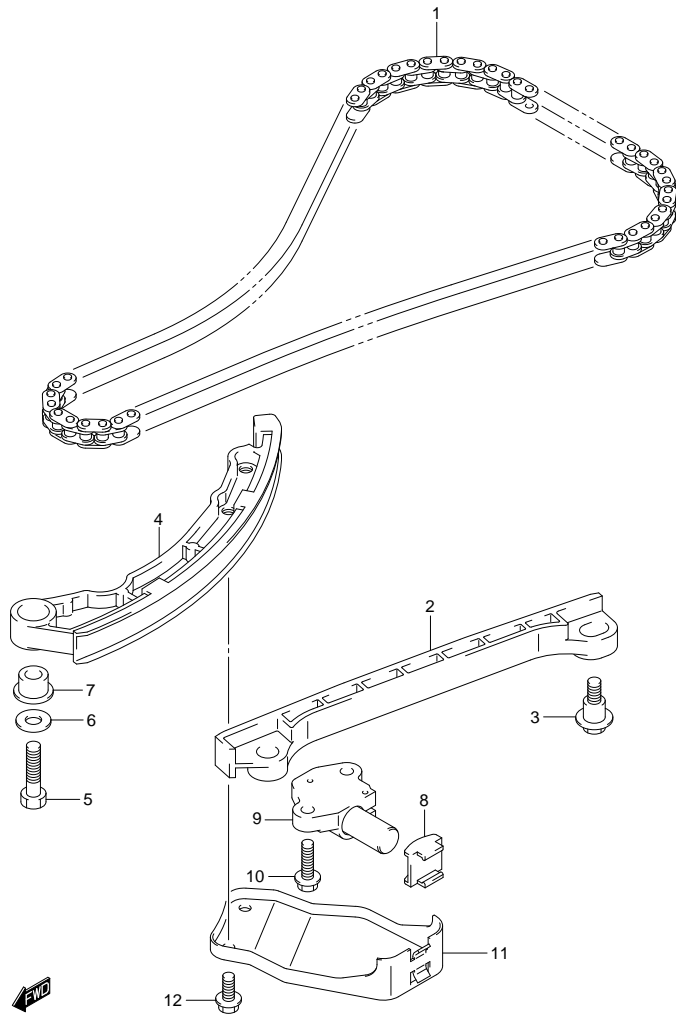


FIG.15 (1-C-2) TIMING CHAIN

REF NO.	PART NO.	DESCRIPTION	Q' TY	REMARKS
1	12761-88L00	CHAIN, TIMING	1	
2	12771-87J00	GUIDE, TIMING CHAIN NO.1	1	
3	12776-85FA0	BOLT, TIMING CHAIN GUIDE	2	
4	12811-88L00	TENSIONER, TIMING CHAIN	1	
5	09100-08260	BOLT (8X30)	1	
6	09160-08123	WASHER (8.5X20X1.2)	1	
7	12812-73G10	SPACER, TIMING CHAIN TENSIONER	1	
8	12813-73G00	PAD, TIMING CHAIN TENSIONER	1	
9	12831-90J02	ADJUSTER ASSY, TENSIONER	1	
10	01550-0620A	BOLT	2	
11	12821-88L00	LINK, TIMING CHAIN TENSIONER	1	
12	01550-0612A	BOLT	2	

FIG.16

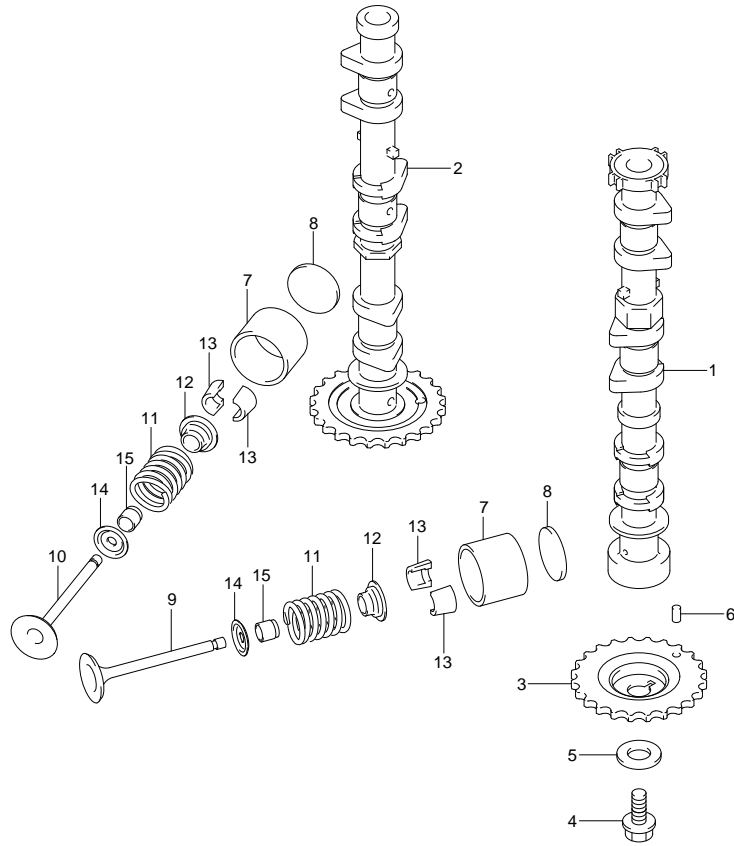


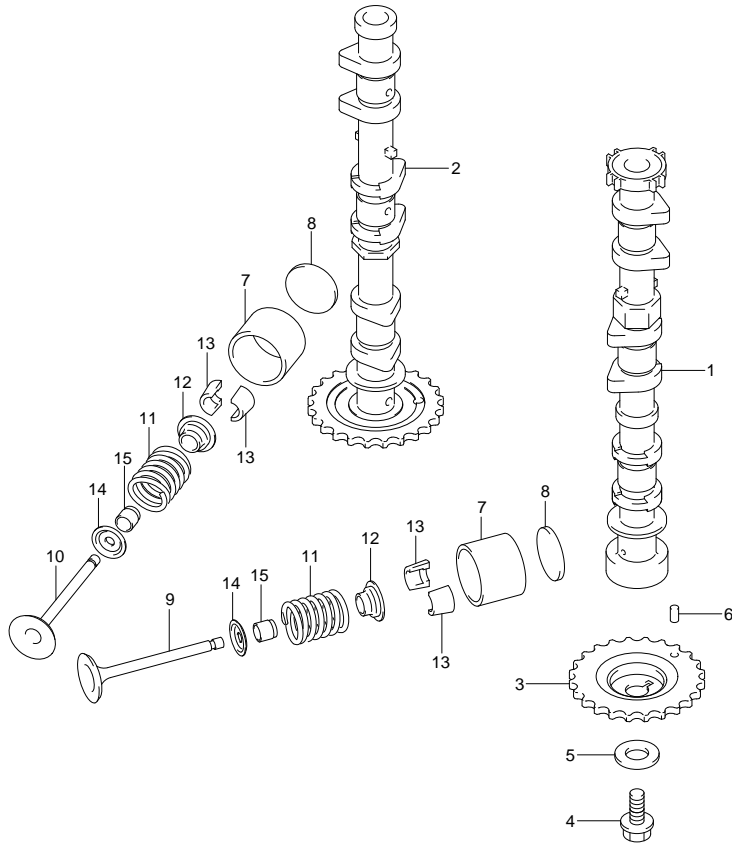
FIG.16 (1-C-3) CAMSHAFT

REF NO.	PART NO.	DESCRIPTION	Q' TY	REMARKS
1	12710-88L00	CAMSHAFT, INTAKE	1	
2	12720-88L00	CAMSHAFT, EXHAUST	1	
3	12741-88L00	SPROCKET, CAMSHAFT TIMING	1	
4	09103-10189	BOLT (10X23)	1	
5	09160-10093	WASHER (10.5X24X2.3)	1	
6	04221-05109	PIN	1	
7	12891-73G01	TAPPET	12	
8-1	12892-73G01-218	SHIM, TAPPET	AR	OPT
8-2	12892-73G01-220	SHIM, TAPPET	AR	OPT
8-3	12892-73G01-222	SHIM, TAPPET	AR	OPT
8-4	12892-73G01-224	SHIM, TAPPET	AR	OPT
8-5	12892-73G01-226	SHIM, TAPPET	AR	OPT
8-6	12892-73G01-228	SHIM, TAPPET	AR	OPT
8-7	12892-73G01-230	SHIM, TAPPET	AR	
8-8	12892-73G01-232	SHIM, TAPPET	AR	
8-9	12892-73G01-234	SHIM, TAPPET	AR	
8-10	12892-73G01-236	SHIM, TAPPET	AR	
8-11	12892-73G01-238	SHIM, TAPPET	AR	
8-12	12892-73G01-240	SHIM, TAPPET	AR	
8-13	12892-73G01-242	SHIM, TAPPET	AR	
8-14	12892-73G01-244	SHIM, TAPPET	AR	
8-15	12892-73G01-246	SHIM, TAPPET	AR	
8-16	12892-73G01-248	SHIM, TAPPET	AR	
8-17	12892-73G01-250	SHIM, TAPPET	AR	
8-18	12892-73G01-252	SHIM, TAPPET	AR	
8-19	12892-73G01-254	SHIM, TAPPET	AR	
8-20	12892-73G01-256	SHIM, TAPPET	AR	
8-21	12892-73G01-258	SHIM, TAPPET	AR	
8-22	12892-73G01-260	SHIM, TAPPET	AR	
8-23	12892-73G01-262	SHIM, TAPPET	AR	
8-24	12892-73G01-264	SHIM, TAPPET	AR	
8-25	12892-73G01-266	SHIM, TAPPET	AR	
8-26	12892-73G01-268	SHIM, TAPPET	AR	
8-27	12892-73G01-270	SHIM, TAPPET	AR	



FIG.16

FIG.16 (1-C-4) CAMSHAFT



REF NO.	PART NO.	DESCRIPTION	Q' TY	REMARKS
8-28	12892-73G01-272	SHIM, TAPPET	AR	
8-29	12892-73G01-274	SHIM, TAPPET	AR	
8-30	12892-73G01-276	SHIM, TAPPET	AR	
8-31	12892-73G01-278	SHIM, TAPPET	AR	
8-32	12892-73G01-280	SHIM, TAPPET	AR	
8-33	12892-73G01-282	SHIM, TAPPET	AR	OPT
8-34	12892-73G01-284	SHIM, TAPPET	AR	OPT
8-35	12892-73G01-286	SHIM, TAPPET	AR	OPT
8-36	12892-73G01-288	SHIM, TAPPET	AR	OPT
8-37	12892-73G01-290	SHIM, TAPPET	AR	OPT
8-38	12892-73G01-292	SHIM, TAPPET	AR	OPT
8-39	12892-73G01-294	SHIM, TAPPET	AR	OPT
8-40	12892-73G01-296	SHIM, TAPPET	AR	OPT
8-41	12892-73G01-298	SHIM, TAPPET	AR	OPT
8-42	12892-73G01-300	SHIM, TAPPET	AR	OPT
9	12911-88L00	VALVE, INTAKE	6	
10	12915-73G20	VALVE, EXHAUST	6	
11	12921-87J10	SPRING, VALVE	12	
12	12931-78G00	RETAINER, VALVE SPRING	12	
13	12932-24400	COTTER, VALVE	24	
14	12933-51E00	SEAT, VALVE SPRING	12	
15	09289-05012	OIL SEAL (5.5X11.5X9.3)	12	



FIG.17

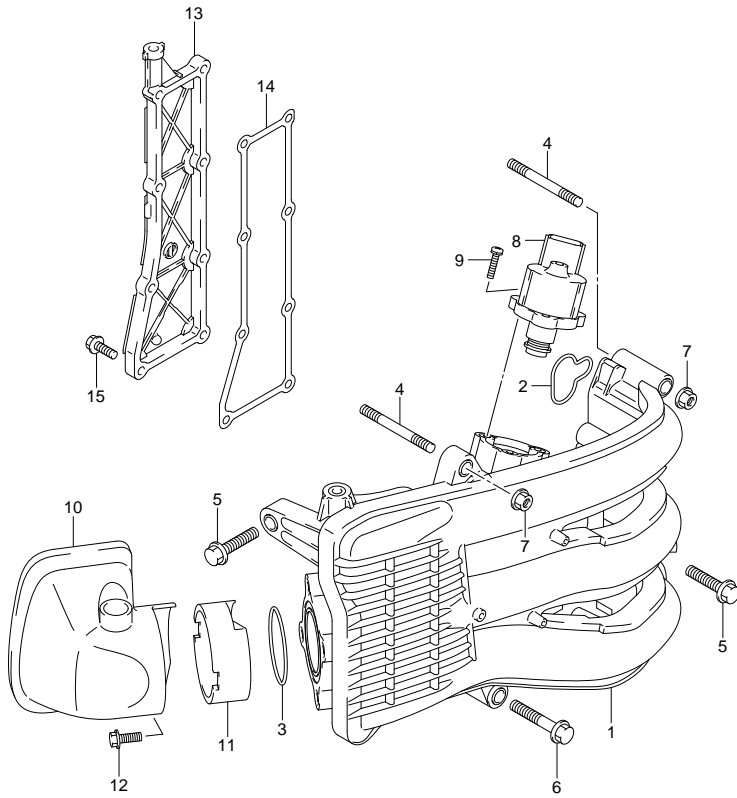


FIG. 17 (1-C-5) INTAKE MANIFOLD / SILENCER / EXHAUST COVER

REF. NO.	PART NO.	DESCRIPTION	QTY	REMARKS
1	13110-88L00	MANIFOLD, INTAKE	1	
2	13119-88L00	GASKET, INTAKE MANIFOLD	3	
3	13125-88L00	GASKET, THROTTLE BODY	1	
4	01421-08607	STUD BOLT	2	
5	01550-08307	BOLT	6	
6	01550-08407	BOLT	1	
7	08316-10087	NUT	2	
8	18137-88L00	VALVE, IAC	1	
9	02112-34167	SCREW	3	
10	13810-88L00	SILENCER	1	
11	13813-88L00	HOLDER, SILENCER	1	
12	01550-06127	BOLT	1	
13	14141-88L00	COVER, EXHAUST	1	
14	14151-88L00	GASKET, EXHAUST COVER	1	
15	01550-06207	BOLT	8	



FIG.18

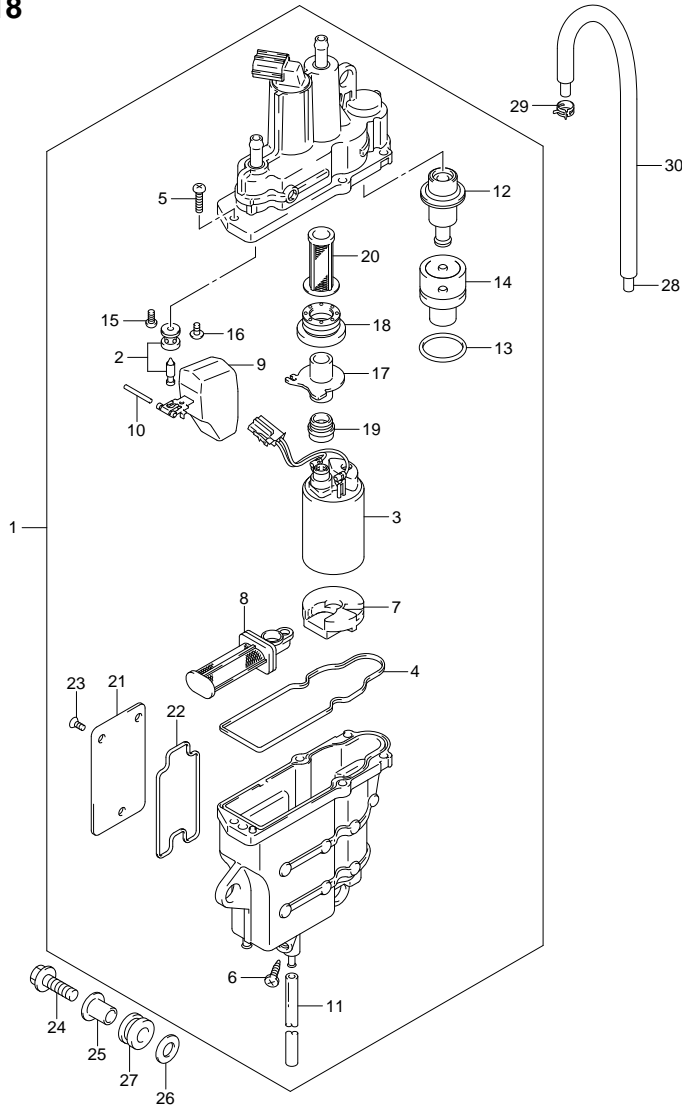


FIG.18 (1-C-6) FUEL VAPOR SEPARATOR (DF40A F1)

REF NO.	PART NO.	DESCRIPTION	Q'TY	REMARKS
1	15600-88L01	SEPARATOR ASSY, FUEL VAPOR	1	
2	13370-88L00	·VALVE ASSY, NEEDLE	1	
3	15200-88L00	·PUMP ASSY, FUEL	1	
4	15626-88L00	·SEAL	1	
5	15628-99E00	·SCREW (L:15)	5	
6	15629-99E10	·SCREW, DRAIN	1	
7	15641-88L00	·SPACER	1	
8	15642-88L00	·FILTER ASSY	1	
9	15650-99E00	·FLOAT	1	
10	15654-88L00	·PIN	1	
11	15683-87J00	·HOSE, DRAIN (L:120)	1	
12	15760-88L00	·REGULATOR ASSY	1	
13	15644-88L00	·O RING	1	
14	15645-88L00	·HOLDER, REGULATOR	1	
15	02112-0408A	·SCREW	1	
16	02142-0408B	·SCREW	1	
17	15643-88L00	·JOINT	1	
18	15641-88L20	·BUSH	1	
19	15641-88L40	·BUSH	1	
20	15642-88L10	·FILTER	1	
21	15612-99E01	·COVER	1	
22	15613-88L00	·O RING	1	
23	15614-99E00	·SCREW	3	
24	01550-06307	BOLT	3	
25	09169-06075	WASHER	3	
26	09160-06084	WASHER (6.5X18X1.6)	3	
27	09320-09039	CUSHION	3	
28	09352-50823-600	HOSE (5X8.2X600)	1	L:600→530
29	09401-08412	CLIP	1	
30	18498-87JC0	PROTECTOR, EVAP HOSE (L:450)	1	



FIG.19

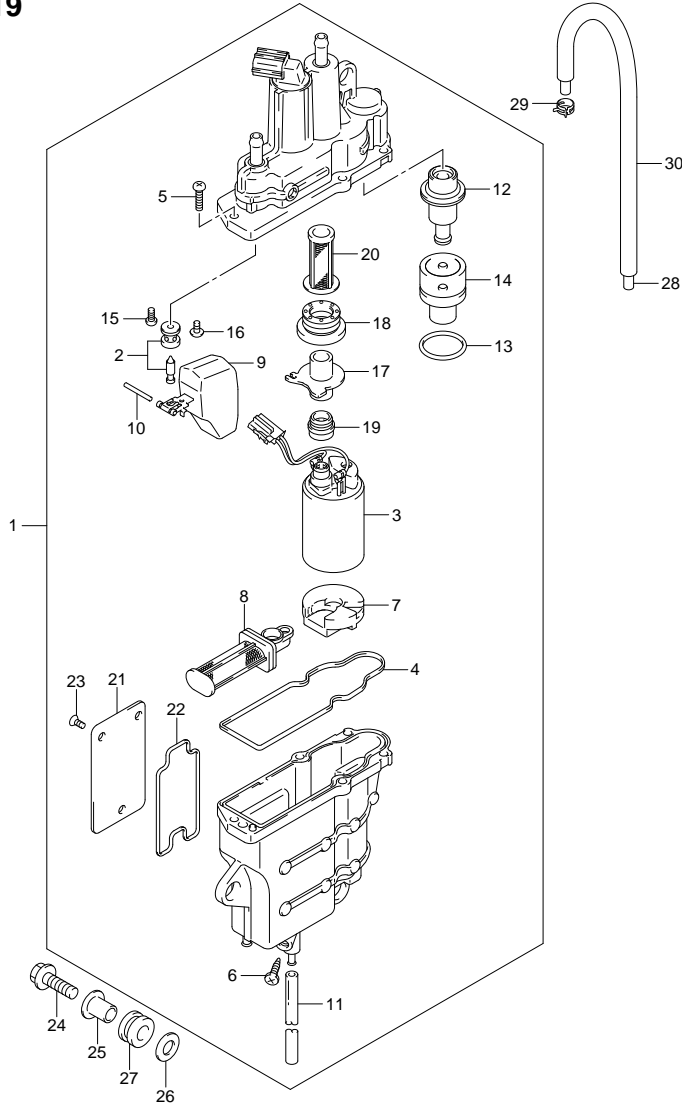
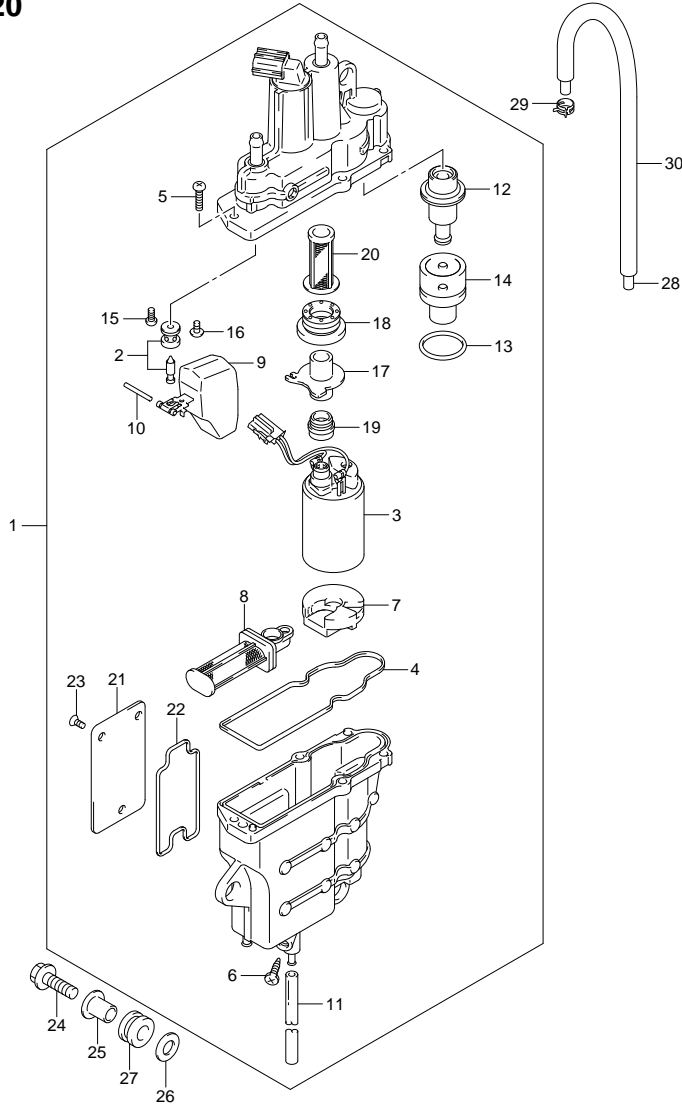


FIG.19 (1-G-7) FUEL VAPOR SEPARATOR (DF40AQH E1)

REF NO.	PART NO.	DESCRIPTION	Q'TY	REMARKS
1	15600-88L01	SEPARATOR ASSY, FUEL VAPOR	1	
2	13370-88L00	·VALVE ASSY, NEEDLE	1	
3	15200-88L00	·PUMP ASSY, FUEL	1	
4	15626-88L00	·SEAL	1	
5	15628-99E00	·SCREW (L:15)	5	
6	15629-99E10	·SCREW, DRAIN	1	
7	15641-88L00	·SPACER	1	
8	15642-88L00	·FILTER ASSY	1	
9	15650-99E00	·FLOAT	1	
10	15654-88L00	·PIN	1	
11	15683-87J00	·HOSE, DRAIN (L:120)	1	
12	15760-88L00	·REGULATOR ASSY	1	
13	15644-88L00	·O RING	1	
14	15645-88L00	·HOLDER, REGULATOR	1	
15	02112-0408A	·SCREW	1	
16	02142-0408B	·SCREW	1	
17	15643-88L00	·JOINT	1	
18	15641-88L20	·BUSH	1	
19	15641-88L40	·BUSH	1	
20	15642-88L10	·FILTER	1	
21	15612-99E01	·COVER	1	
22	15613-88L00	·O RING	1	
23	15614-99E00	·SCREW	3	
24	01550-06307	BOLT	3	
25	09169-06075	WASHER	3	
26	09160-06084	WASHER (6.5X18X1.6)	3	
27	09320-09039	CUSHION	3	
28	09352-50823-600	HOSE (5X8.2X600)	1	L:600→530
29	09401-08412	CLIP	1	
30	18498-87JC0	PROTECTOR, EVAP HOSE (L:450)	1	

FIG.20

FIG. 20 (1-G-8) FUEL VAPOR SEPARATOR (DF40AST E34)



REF. NO.	PART NO.	DESCRIPTION	Q' TY	REMARKS
1	15600-88L01	SEPARATOR ASSY, FUEL VAPOR	1	
2	13370-88L00	·VALVE ASSY, NEEDLE	1	
3	15200-88L00	·PUMP ASSY, FUEL	1	
4	15626-88L00	·SEAL	1	
5	15628-99E00	·SCREW (L:15)	5	
6	15629-99E10	·SCREW, DRAIN	1	
7	15641-88L00	·SPACER	1	
8	15642-88L00	·FILTER ASSY	1	
9	15650-99E00	·FLOAT	1	
10	15654-88L00	·PIN	1	
11	15683-87J00	·HOSE, DRAIN (L:120)	1	
12	15760-88L00	·REGULATOR ASSY	1	
13	15644-88L00	·O RING	1	
14	15645-88L00	·HOLDER, REGULATOR	1	
15	02112-0408A	·SCREW	1	
16	02142-0408B	·SCREW	1	
17	15643-88L00	·JOINT	1	
18	15641-88L20	·BUSH	1	
19	15641-88L40	·BUSH	1	
20	15642-88L10	·FILTER	1	
21	15612-99E01	·COVER	1	
22	15613-88L00	·O RING	1	
23	15614-99E00	·SCREW	3	
24	01550-06307	BOLT	3	
25	09169-06075	WASHER	3	
26	09160-06084	WASHER (6.5X18X1.6)	3	
27	09320-09039	CUSHION	3	
28	09352-50823-600	HOSE (5X8.2X600)	1	L:600→530
29	09401-08412	CLIP	1	
30	18498-87JC0	PROTECTOR, EVAP HOSE (L:450)	1	

FIG.21

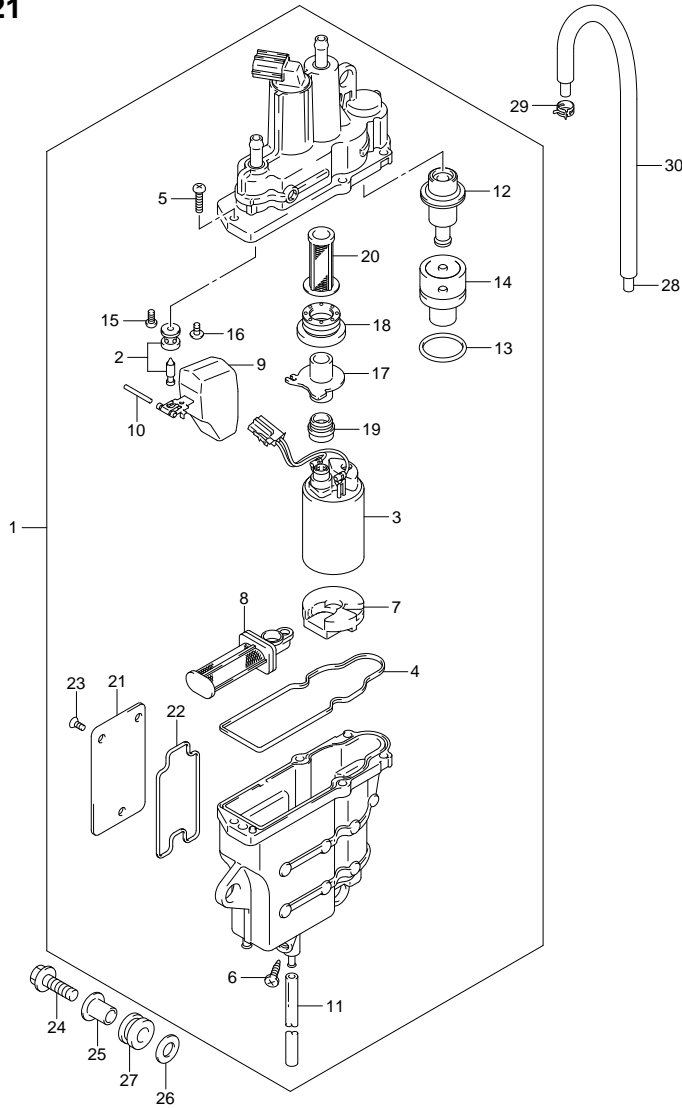
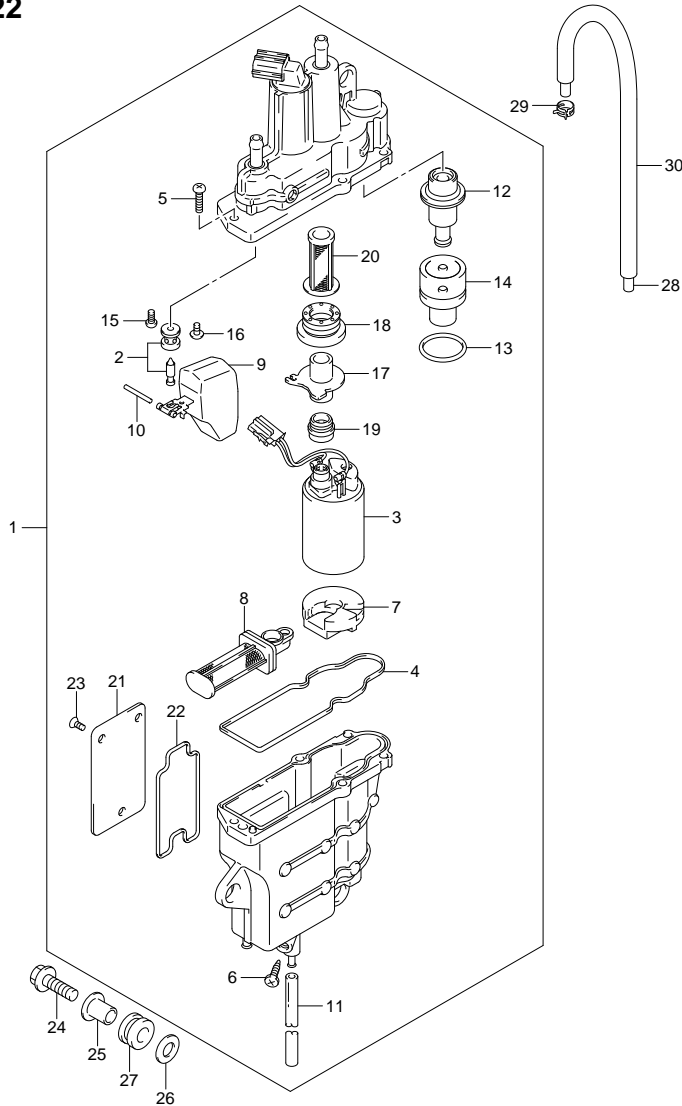


FIG. 21 (1-G-9) FUEL VAPOR SEPARATOR (DF50A F1)

REF. NO.	PART NO.	DESCRIPTION	Q'TY	REMARKS
1	15600-88L01	SEPARATOR ASSY, FUEL VAPOR	1	
2	13370-88L00	·VALVE ASSY, NEEDLE	1	
3	15200-88L00	·PUMP ASSY, FUEL	1	
4	15626-88L00	·SEAL	1	
5	15628-99E00	·SCREW (L:15)	5	
6	15629-99E10	·SCREW, DRAIN	1	
7	15641-88L00	·SPACER	1	
8	15642-88L00	·FILTER ASSY	1	
9	15650-99E00	·FLOAT	1	
10	15654-88L00	·PIN	1	
11	15683-87J00	·HOSE, DRAIN (L:120)	1	
12	15760-88L00	·REGULATOR ASSY	1	
13	15644-88L00	·O RING	1	
14	15645-88L00	·HOLDER, REGULATOR	1	
15	02112-0408A	·SCREW	1	
16	02142-0408B	·SCREW	1	
17	15643-88L00	·JOINT	1	
18	15641-88L20	·BUSH	1	
19	15641-88L40	·BUSH	1	
20	15642-88L10	·FILTER	1	
21	15612-99E01	·COVER	1	
22	15613-88L00	·O RING	1	
23	15614-99E00	·SCREW	3	
24	01550-06307	BOLT	3	
25	09169-06075	WASHER	3	
26	09160-06084	WASHER (6.5X18X1.6)	3	
27	09320-09039	CUSHION	3	
28	09352-50823-600	HOSE (5X8.2X600)	1	L:600→530
29	09401-08412	CLIP	1	
30	18498-87JC0	PROTECTOR, EVAP HOSE (L:450)	1	

FIG.22

FIG. 22 (1-G-10) FUEL VAPOR SEPARATOR (DF50ATH E1)



REF NO.	PART NO.	DESCRIPTION	Q'TY	REMARKS
1	15600-88L01	SEPARATOR ASSY, FUEL VAPOR	1	
2	13370-88L00	·VALVE ASSY, NEEDLE	1	
3	15200-88L00	·PUMP ASSY, FUEL	1	
4	15626-88L00	·SEAL	1	
5	15628-99E00	·SCREW (L:15)	5	
6	15629-99E10	·SCREW, DRAIN	1	
7	15641-88L00	·SPACER	1	
8	15642-88L00	·FILTER ASSY	1	
9	15650-99E00	·FLOAT	1	
10	15654-88L00	·PIN	1	
11	15683-87J00	·HOSE, DRAIN (L:120)	1	
12	15760-88L00	·REGULATOR ASSY	1	
13	15644-88L00	·O RING	1	
14	15645-88L00	·HOLDER, REGULATOR	1	
15	02112-0408A	·SCREW	1	
16	02142-0408B	·SCREW	1	
17	15643-88L00	·JOINT	1	
18	15641-88L20	·BUSH	1	
19	15641-88L40	·BUSH	1	
20	15642-88L10	·FILTER	1	
21	15612-99E01	·COVER	1	
22	15613-88L00	·O RING	1	
23	15614-99E00	·SCREW	3	
24	01550-06307	BOLT	3	
25	09169-06075	WASHER	3	
26	09160-06084	WASHER (6.5X18X1.6)	3	
27	09320-09039	CUSHION	3	
28	09352-50823-600	HOSE (5X8.2X600)	1	L:600->530
29	09401-08412	CLIP	1	
30	18498-87JC0	PROTECTOR, EVAP HOSE (L:450)	1	

FIG.23

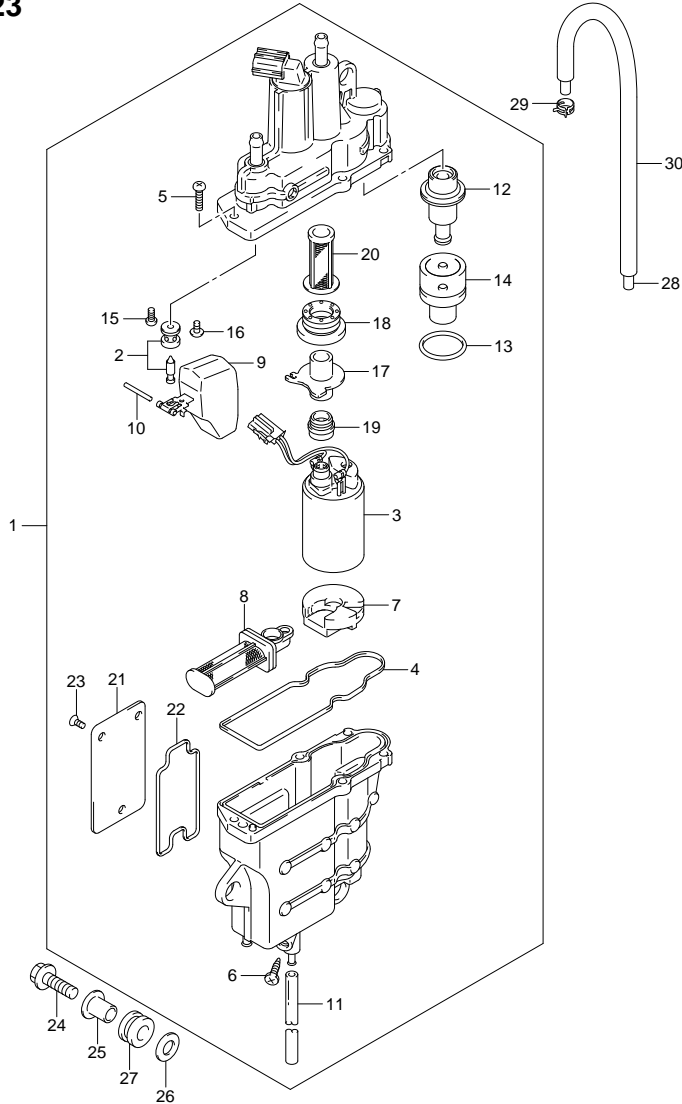


FIG. 23 (1-G-11) FUEL VAPOR SEPARATOR (DF60A F1)

REF. NO.	PART NO.	DESCRIPTION	Q'TY	REMARKS
1	15600-88L01	SEPARATOR ASSY, FUEL VAPOR	1	
2	13370-88L00	·VALVE ASSY, NEEDLE	1	
3	15200-88L00	·PUMP ASSY, FUEL	1	
4	15626-88L00	·SEAL	1	
5	15628-99E00	·SCREW (L:15)	5	
6	15629-99E10	·SCREW, DRAIN	1	
7	15641-88L00	·SPACER	1	
8	15642-88L00	·FILTER ASSY	1	
9	15650-99E00	·FLOAT	1	
10	15654-88L00	·PIN	1	
11	15683-87J00	·HOSE, DRAIN (L:120)	1	
12	15760-88L00	·REGULATOR ASSY	1	
13	15644-88L00	·O RING	1	
14	15645-88L00	·HOLDER, REGULATOR	1	
15	02112-0408A	·SCREW	1	
16	02142-0408B	·SCREW	1	
17	15643-88L00	·JOINT	1	
18	15641-88L20	·BUSH	1	
19	15641-88L40	·BUSH	1	
20	15642-88L10	·FILTER	1	
21	15612-99E01	·COVER	1	
22	15613-88L00	·O RING	1	
23	15614-99E00	·SCREW	3	
24	01550-06307	BOLT	3	
25	09169-06075	WASHER	3	
26	09160-06084	WASHER (6.5X18X1.6)	3	
27	09320-09039	CUSHION	3	
28	09352-50823-600	HOSE (5X8.2X600)	1	L:600→530
29	09401-08412	CLIP	1	
30	18498-87JC0	PROTECTOR, EVAP HOSE (L:450)	1	

FIG.24

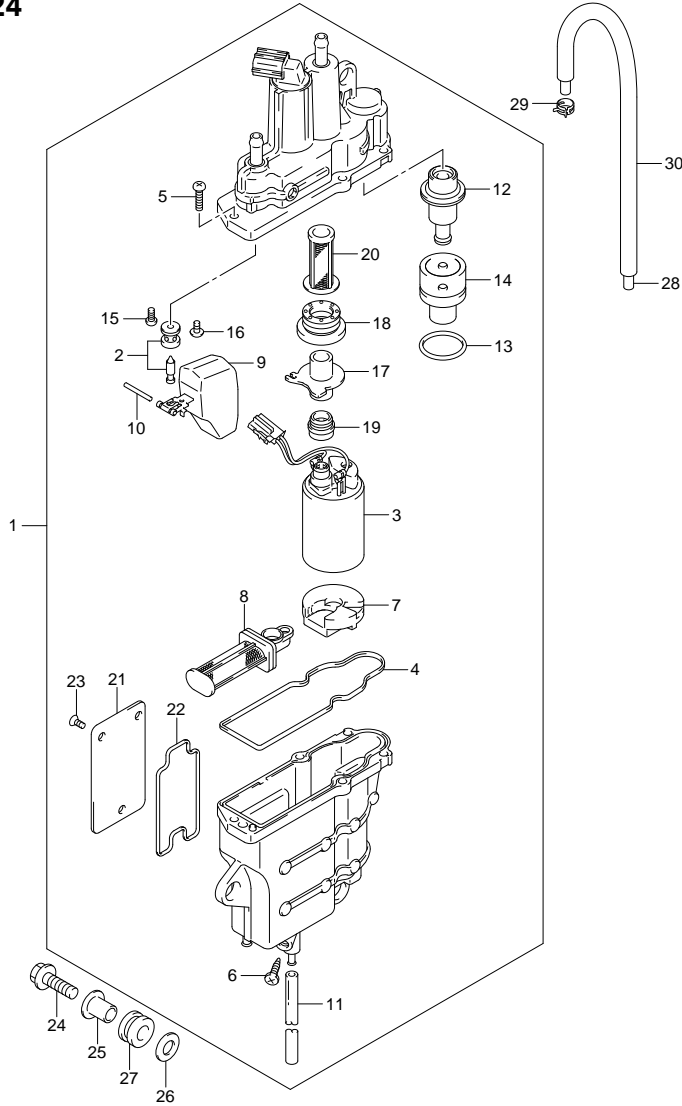
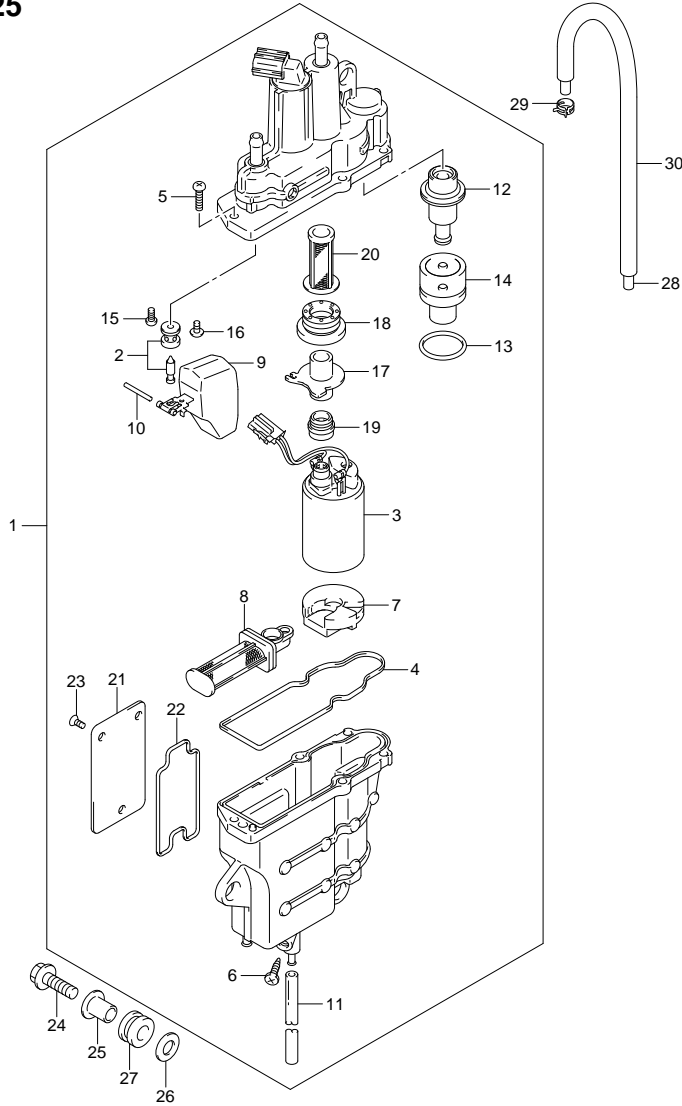


FIG. 24 (1-G-12) FUEL VAPOR SEPARATOR (DF60A F40)

REF NO.	PART NO.	DESCRIPTION	Q'TY	REMARKS
1	15600-88L11	SEPARATOR ASSY, FUEL VAPOR	1	
2	13370-88L10	·VALVE ASSY, NEEDLE	1	
3	15200-88L10	·PUMP ASSY, FUEL	1	
4	15626-88L10	·SEAL	1	
5	15628-99E00	·SCREW (L:15)	5	
6	15629-99E10	·SCREW, DRAIN	1	
7	15641-88L10	·SPACER	1	
8	15642-88L00	·FILTER ASSY	1	
9	15650-99E00	·FLOAT	1	
10	15654-88L00	·PIN	1	
11	15683-87J00	·HOSE, DRAIN (L:120)	1	
12	15760-88L00	·REGULATOR ASSY	1	
13	15644-88L10	·O RING	1	
14	15645-88L00	·HOLDER, REGULATOR	1	
15	13614-89J00	·SCREW	1	
16	13614-93J00	·SCREW	1	
17	15643-88L00	·JOINT	1	
18	15641-88L30	·BUSH	1	
19	15641-88L50	·BUSH	1	
20	15642-88L10	·FILTER	1	
21	15612-99E01	·COVER	1	
22	15613-88L00	·O RING	1	
23	15614-99E00	·SCREW	3	
24	01550-06307	BOLT	3	
25	09169-06075	WASHER	3	
26	09160-06084	WASHER (6.5X18X1.6)	3	
27	09320-09039	CUSHION	3	
28	09352-50823-600	HOSE (5X8.2X600)	1	L:600→530
29	09401-08412	CLIP	1	
30	18498-87JC0	PROTECTOR, EVAP HOSE (L:450)	1	

FIG.25

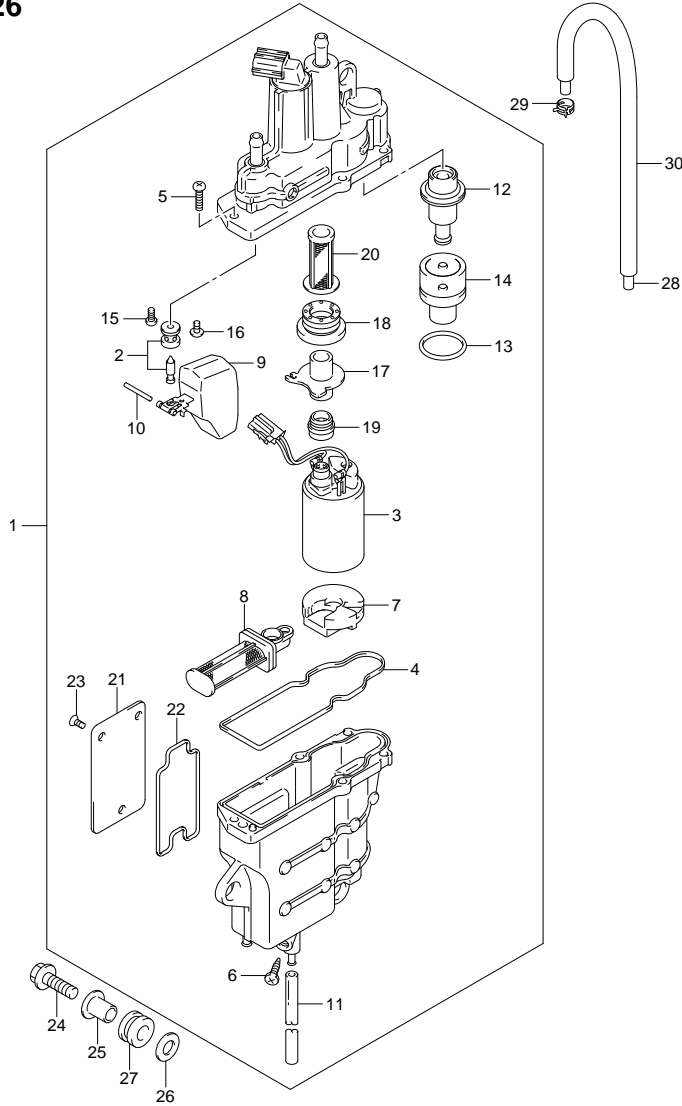
FIG. 25 (1-G-13) FUEL VAPOR SEPARATOR (DF60AQH E1)



REF NO.	PART NO.	DESCRIPTION	Q'TY	REMARKS
1	15600-88L01	SEPARATOR ASSY, FUEL VAPOR	1	
2	13370-88L00	·VALVE ASSY, NEEDLE	1	
3	15200-88L00	·PUMP ASSY, FUEL	1	
4	15626-88L00	·SEAL	1	
5	15628-99E00	·SCREW (L:15)	5	
6	15629-99E10	·SCREW, DRAIN	1	
7	15641-88L00	·SPACER	1	
8	15642-88L00	·FILTER ASSY	1	
9	15650-99E00	·FLOAT	1	
10	15654-88L00	·PIN	1	
11	15683-87J00	·HOSE, DRAIN (L:120)	1	
12	15760-88L00	·REGULATOR ASSY	1	
13	15644-88L00	·O RING	1	
14	15645-88L00	·HOLDER, REGULATOR	1	
15	02112-0408A	·SCREW	1	
16	02142-0408B	·SCREW	1	
17	15643-88L00	·JOINT	1	
18	15641-88L20	·BUSH	1	
19	15641-88L40	·BUSH	1	
20	15642-88L10	·FILTER	1	
21	15612-99E01	·COVER	1	
22	15613-88L00	·O RING	1	
23	15614-99E00	·SCREW	3	
24	01550-06307	BOLT	3	
25	09169-06075	WASHER	3	
26	09160-06084	WASHER (6.5X18X1.6)	3	
27	09320-09039	CUSHION	3	
28	09352-50823-600	HOSE (5X8.2X600)	1	L:600→530
29	09401-08412	CLIP	1	
30	18498-87JC0	PROTECTOR, EVAP HOSE (L:450)	1	

FIG.26

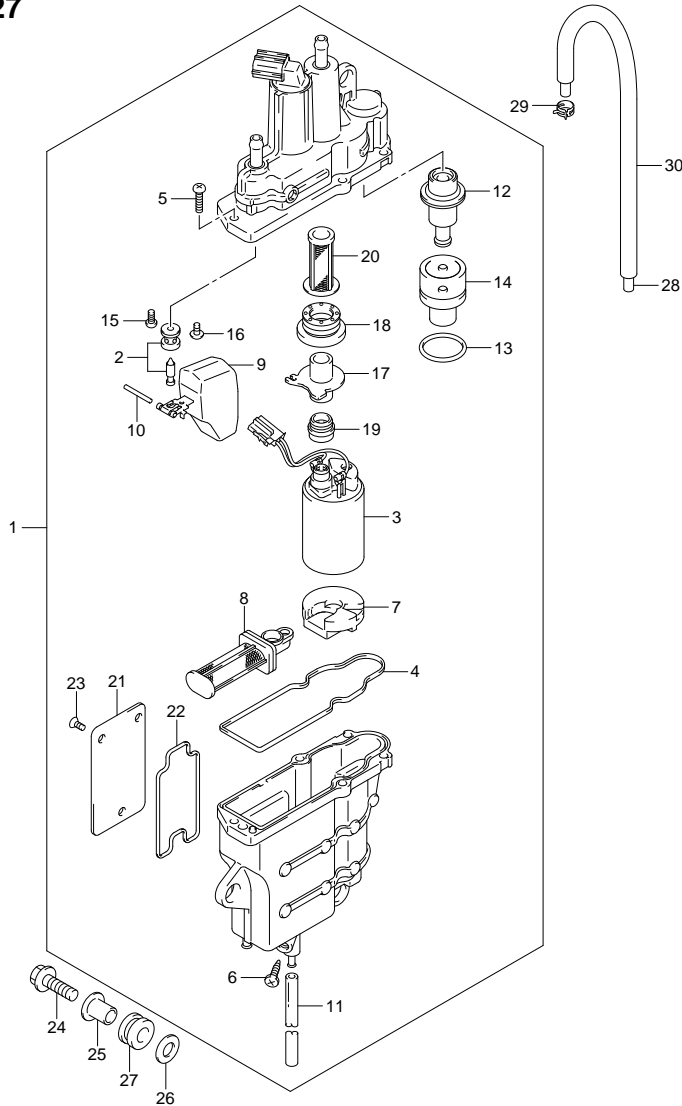
FIG. 26 (1-G-14) FUEL VAPOR SEPARATOR (DF60AQH F40)



REF NO.	PART NO.	DESCRIPTION	Q'TY	REMARKS
1	15600-88L11	SEPARATOR ASSY, FUEL VAPOR	1	
2	13370-88L10	·VALVE ASSY, NEEDLE	1	
3	15200-88L10	·PUMP ASSY, FUEL	1	
4	15626-88L10	·SEAL	1	
5	15628-99E00	·SCREW (L:15)	5	
6	15629-99E10	·SCREW, DRAIN	1	
7	15641-88L10	·SPACER	1	
8	15642-88L00	·FILTER ASSY	1	
9	15650-99E00	·FLOAT	1	
10	15654-88L00	·PIN	1	
11	15683-87J00	·HOSE, DRAIN (L:120)	1	
12	15760-88L00	·REGULATOR ASSY	1	
13	15644-88L10	·O RING	1	
14	15645-88L00	·HOLDER, REGULATOR	1	
15	13614-89J00	·SCREW	1	
16	13614-93J00	·SCREW	1	
17	15643-88L00	·JOINT	1	
18	15641-88L30	·BUSH	1	
19	15641-88L50	·BUSH	1	
20	15642-88L10	·FILTER	1	
21	15612-99E01	·COVER	1	
22	15613-88L00	·O RING	1	
23	15614-99E00	·SCREW	3	
24	01550-06307	BOLT	3	
25	09169-06075	WASHER	3	
26	09160-06084	WASHER (6.5X18X1.6)	3	
27	09320-09039	CUSHION	3	
28	09352-50823-600	HOSE (5X8.2X600)	1	L:600→530
29	09401-08412	CLIP	1	
30	18498-87JC0	PROTECTOR, EVAP HOSE (L:450)	1	

FIG.27

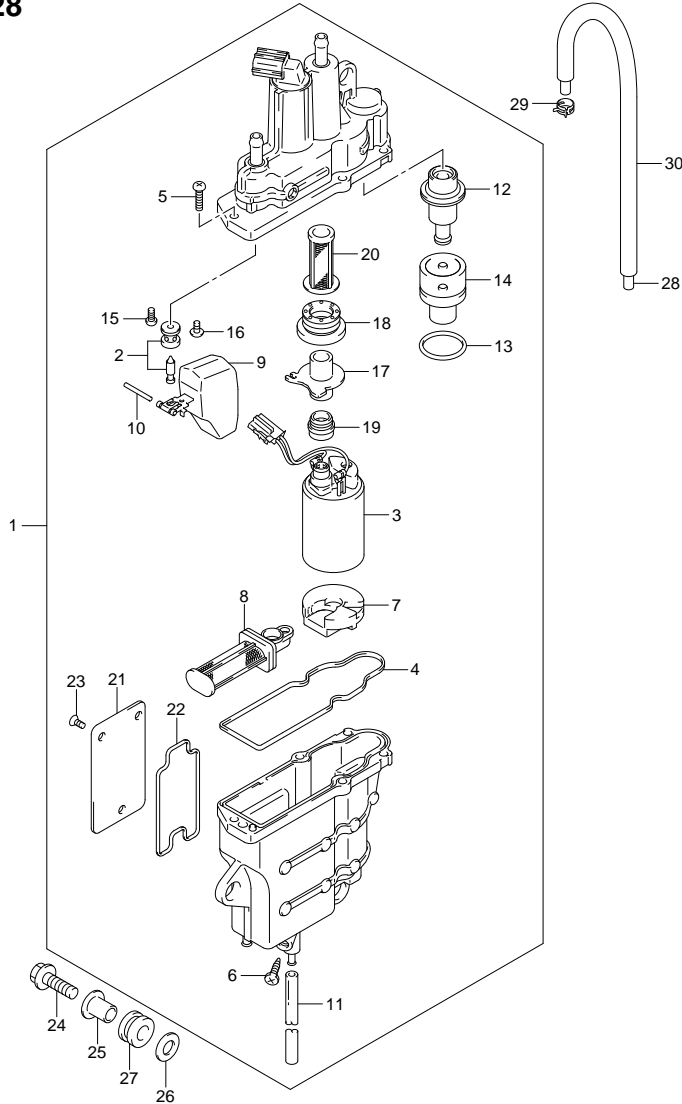
FIG. 27 (1-G-15) FUEL VAPOR SEPARATOR (DF60ATH E1)



REF NO.	PART NO.	DESCRIPTION	Q'TY	REMARKS
1	15600-88L01	SEPARATOR ASSY, FUEL VAPOR	1	
2	13370-88L00	·VALVE ASSY, NEEDLE	1	
3	15200-88L00	·PUMP ASSY, FUEL	1	
4	15626-88L00	·SEAL	1	
5	15628-99E00	·SCREW (L:15)	5	
6	15629-99E10	·SCREW, DRAIN	1	
7	15641-88L00	·SPACER	1	
8	15642-88L00	·FILTER ASSY	1	
9	15650-99E00	·FLOAT	1	
10	15654-88L00	·PIN	1	
11	15683-87J00	·HOSE, DRAIN (L:120)	1	
12	15760-88L00	·REGULATOR ASSY	1	
13	15644-88L00	·O RING	1	
14	15645-88L00	·HOLDER, REGULATOR	1	
15	02112-0408A	·SCREW	1	
16	02142-0408B	·SCREW	1	
17	15643-88L00	·JOINT	1	
18	15641-88L20	·BUSH	1	
19	15641-88L40	·BUSH	1	
20	15642-88L10	·FILTER	1	
21	15612-99E01	·COVER	1	
22	15613-88L00	·O RING	1	
23	15614-99E00	·SCREW	3	
24	01550-06307	BOLT	3	
25	09169-06075	WASHER	3	
26	09160-06084	WASHER (6.5X18X1.6)	3	
27	09320-09039	CUSHION	3	
28	09352-50823-600	HOSE (5X8.2X600)	1	L:600→530
29	09401-08412	CLIP	1	
30	18498-87JC0	PROTECTOR, EVAP HOSE (L:450)	1	

FIG.28

FIG. 28 (1-D-2) FUEL VAPOR SEPARATOR (DF60ATH F40)



REF NO.	PART NO.	DESCRIPTION	Q'TY	REMARKS
1	15600-88L11	SEPARATOR ASSY, FUEL VAPOR	1	
2	13370-88L10	·VALVE ASSY, NEEDLE	1	
3	15200-88L10	·PUMP ASSY, FUEL	1	
4	15626-88L10	·SEAL	1	
5	15628-99E00	·SCREW (L:15)	5	
6	15629-99E10	·SCREW, DRAIN	1	
7	15641-88L10	·SPACER	1	
8	15642-88L00	·FILTER ASSY	1	
9	15650-99E00	·FLOAT	1	
10	15654-88L00	·PIN	1	
11	15683-87J00	·HOSE, DRAIN (L:120)	1	
12	15760-88L00	·REGULATOR ASSY	1	
13	15644-88L10	·O RING	1	
14	15645-88L00	·HOLDER, REGULATOR	1	
15	13614-89J00	·SCREW	1	
16	13614-93J00	·SCREW	1	
17	15643-88L00	·JOINT	1	
18	15641-88L30	·BUSH	1	
19	15641-88L50	·BUSH	1	
20	15642-88L10	·FILTER	1	
21	15612-99E01	·COVER	1	
22	15613-88L00	·O RING	1	
23	15614-99E00	·SCREW	3	
24	01550-06307	BOLT	3	
25	09169-06075	WASHER	3	
26	09160-06084	WASHER (6.5X18X1.6)	3	
27	09320-09039	CUSHION	3	
28	09352-50823-600	HOSE (5X8.2X600)	1	L:600→530
29	09401-08412	CLIP	1	
30	18498-87JC0	PROTECTOR, EVAP HOSE (L:450)	1	

FIG.29

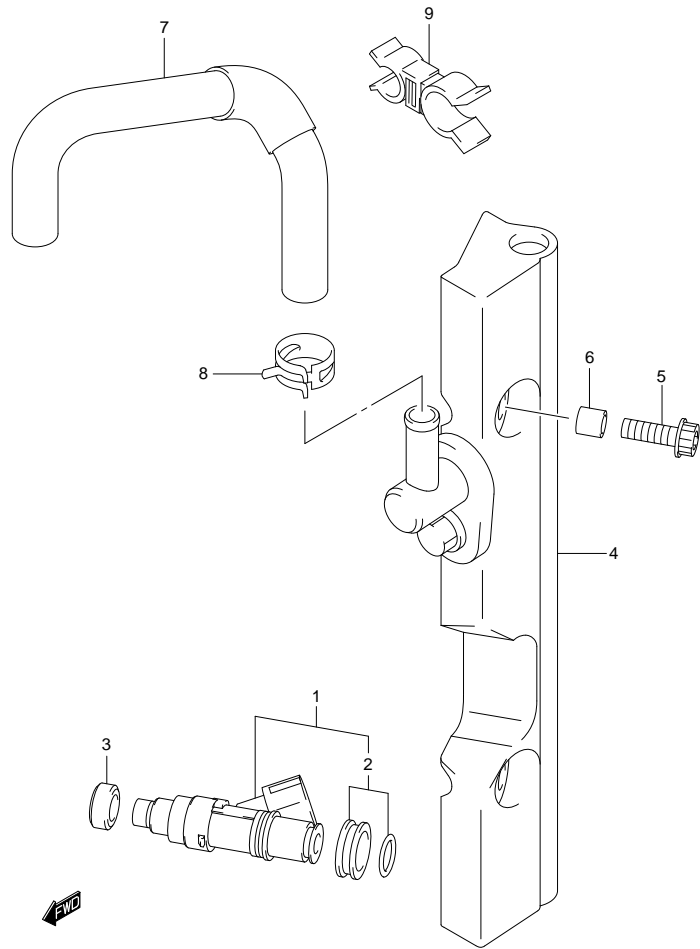


FIG. 29 (1-D-3) FUEL INJECTOR (DF40A E1)

REF NO.	PART NO.	DESCRIPTION	Q'TY	REMARKS
1	15710-85K00	INJECTOR ASSY, FUEL	3	
2	15716-65DT0	GROMMET SET	3	
3	09320-08062	CUSHION	3	
4	15750-88L10	PIPE, DELIVERY	1	
5	07120-06357	BOLT	2	
6	09180-06198	SPACER (6.2X12X16)	2	
7	15681-88L10	HOSE (SEPARATOR TO DLVY)	1	
8	09401-11425	CLIP	2	
9	09408-00174	CLAMP	1	

FIG.31

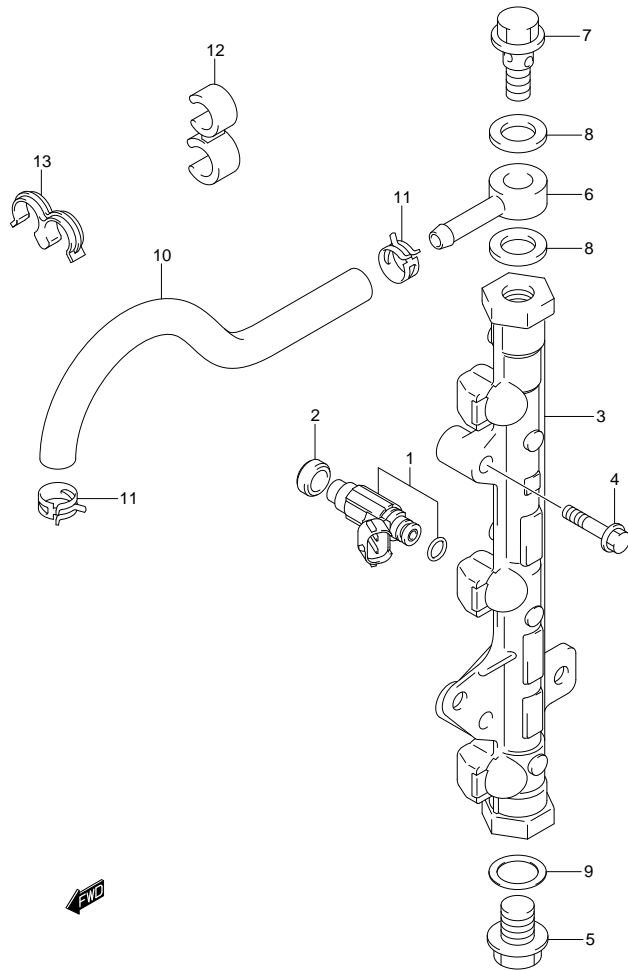


FIG. 31 (1-D-5) FUEL INJECTOR (DF40AST E34)

REF NO.	PART NO.	DESCRIPTION	Q'TY	REMARKS
1	15710-88L00	INJECTOR ASSY, FUEL	3	
2	09320-08062	CUSHION	3	
3	15751-88L00	PIPE, DELIVERY	1	
4	01550-06307	BOLT	2	
5	09247-14041	PLUG	1	
6	09363-08004	UNION	1	
7	09360-12008	UNION	1	
8	09168-12013	GASKET (11.8X22X1.2)	2	
9	15762-93J00	GASKET, UNION	1	
10	15681-88L00	HOSE (SEPARATOR TO DLVY)	1	
11	09401-11425	CLIP	2	
12	09408-00121	CLAMP	1	
13	09408-00155	CLAMP	1	

FIG.32

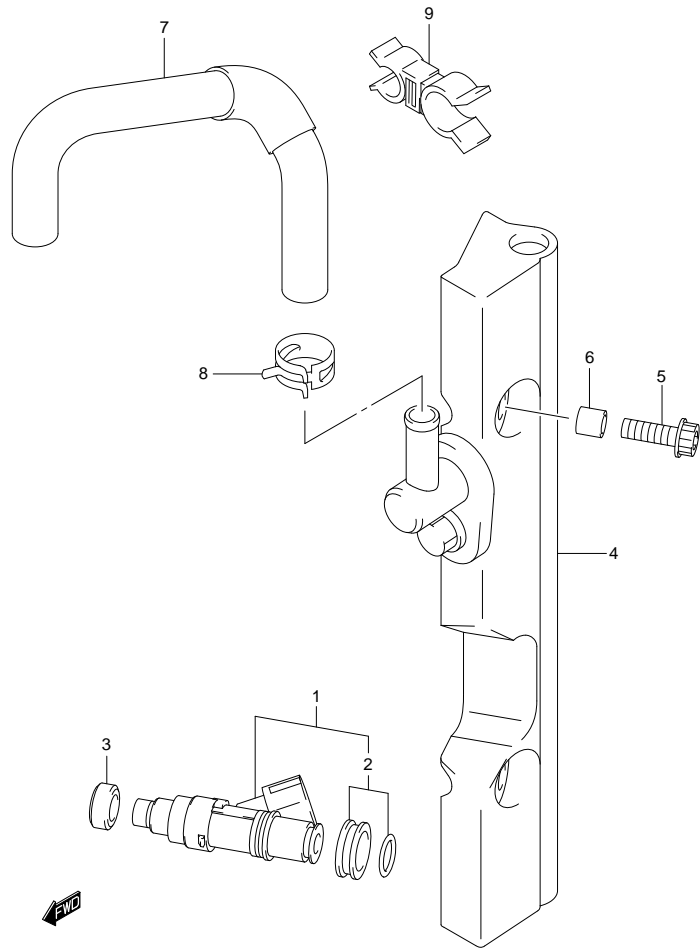


FIG. 32 (1-D-6) FUEL INJECTOR (DF50A E1)

REF NO.	PART NO.	DESCRIPTION	Q'TY	REMARKS
1	15710-85K00	INJECTOR ASSY, FUEL	3	
2	15716-65DT0	GROMMET SET	3	
3	09320-08062	CUSHION	3	
4	15750-88L10	PIPE, DELIVERY	1	
5	07120-06357	BOLT	2	
6	09180-06198	SPACER (6.2X12X16)	2	
7	15681-88L10	HOSE (SEPARATOR TO DLVY)	1	
8	09401-11425	CLIP	2	
9	09408-00174	CLAMP	1	

FIG.33

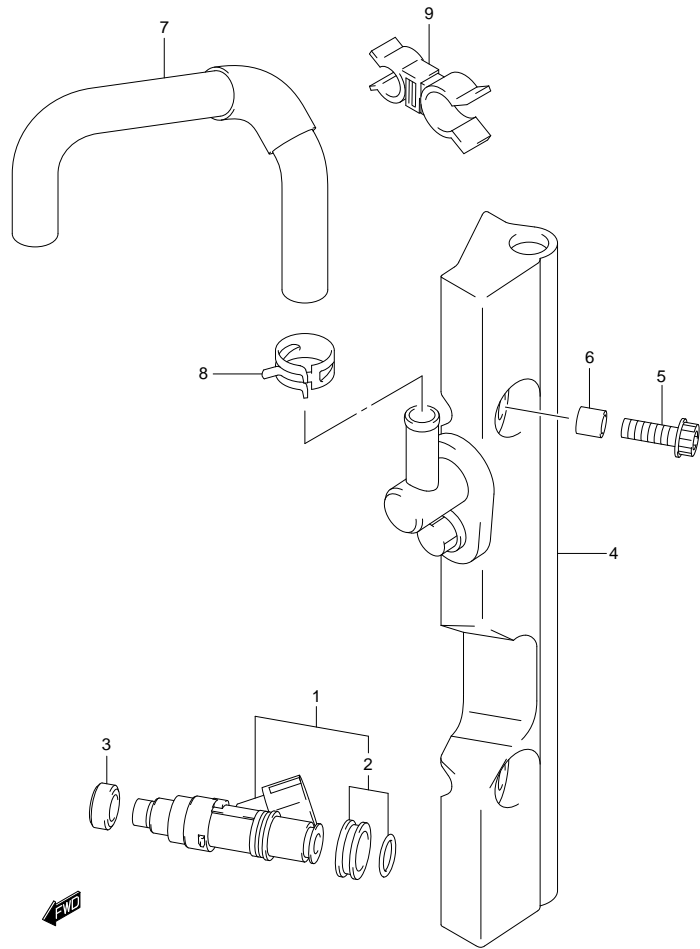


FIG. 33 (1-D-7) FUEL INJECTOR (DF50ATH E1)

REF NO.	PART NO.	DESCRIPTION	Q'TY	REMARKS
1	15710-85K00	INJECTOR ASSY, FUEL	3	
2	15716-65DT0	GROMMET SET	3	
3	09320-08062	CUSHION	3	
4	15750-88L10	PIPE, DELIVERY	1	
5	07120-06357	BOLT	2	
6	09180-06198	SPACER (6.2X12X16)	2	
7	15681-88L10	HOSE (SEPARATOR TO DLVY)	1	
8	09401-11425	CLIP	2	
9	09408-00174	CLAMP	1	

FIG.34

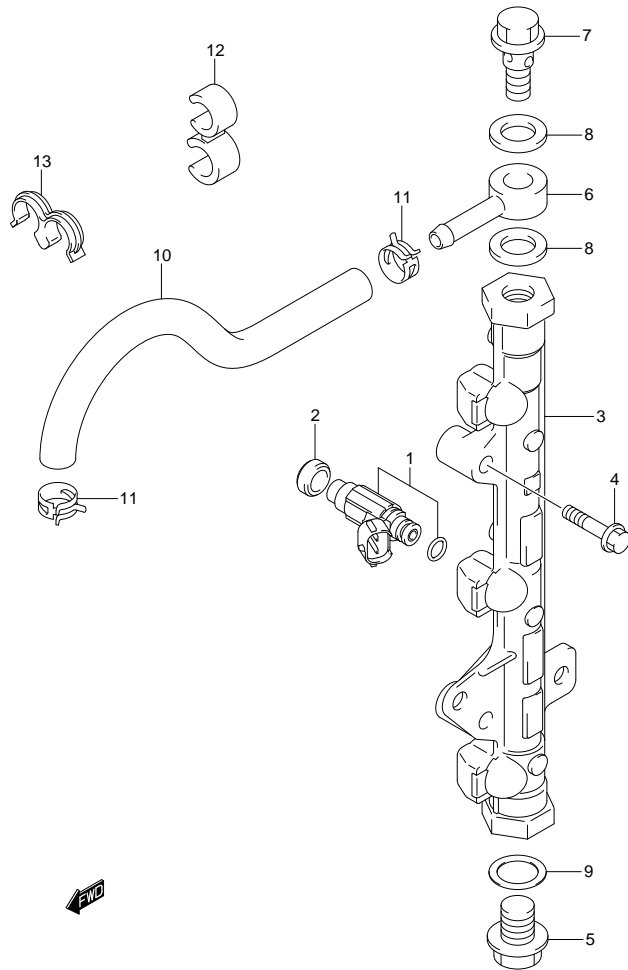


FIG. 34 (1-D-8) FUEL INJECTOR (DF60A E1)

REF NO.	PART NO.	DESCRIPTION	Q'TY	REMARKS
1	15710-88L00	INJECTOR ASSY, FUEL	3	
2	09320-08062	CUSHION	3	
3	15751-88L00	PIPE, DELIVERY	1	
4	01550-06307	BOLT	2	
5	09247-14041	PLUG	1	
6	09363-08004	UNION	1	
7	09360-12008	UNION	1	
8	09168-12013	GASKET (11.8X22X1.2)	2	
9	15762-93J00	GASKET, UNION	1	
10	15681-88L00	HOSE (SEPARATOR TO DLVY)	1	
11	09401-11425	CLIP	2	
12	09408-00121	CLAMP	1	
13	09408-00155	CLAMP	1	

FIG.35

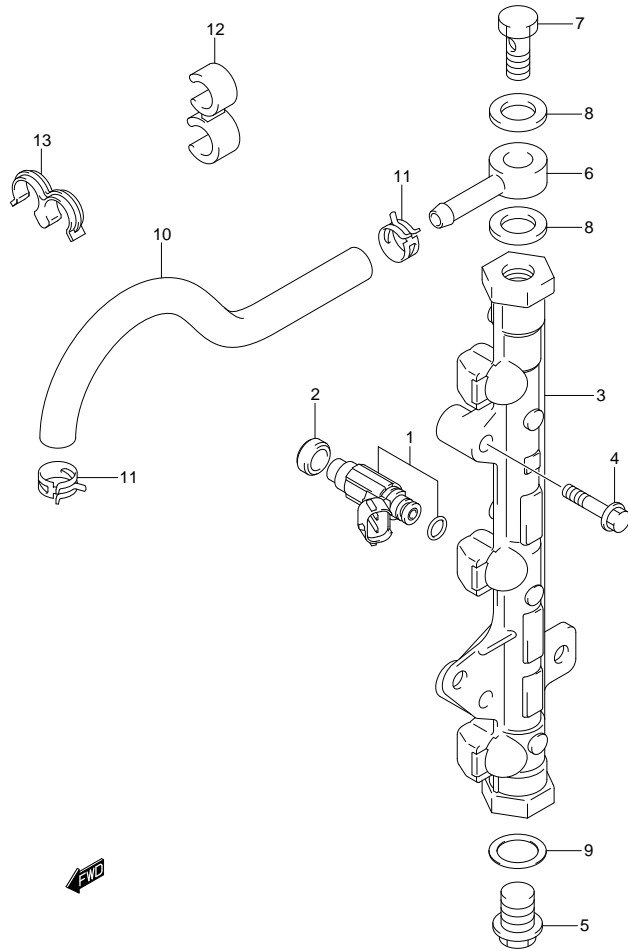


FIG. 35 (1-D-9) FUEL INJECTOR (DF60A E40)

REF NO.	PART NO.	DESCRIPTION	QTY	REMARKS
1	15710-88L00	INJECTOR ASSY, FUEL	3	
2	09320-08062	CUSHION	3	
3	15751-88L00	PIPE, DELIVERY	1	
4	01550-06307	BOLT	2	
5	09247-14042	PLUG	1	
6	15830-90J00	UNION, FUEL HOSE	1	
7	09360-12013	UNION	1	
8	15762-90J00	GASKET, UNION	2	
9	15762-93J10	GASKET, UNION	1	
10	15681-88L00	HOSE (SEPARATOR TO DLVY)	1	
11	09401-11425	CLIP	2	
12	09408-00121	CLAMP	1	
13	09408-00155	CLAMP	1	

FIG.36

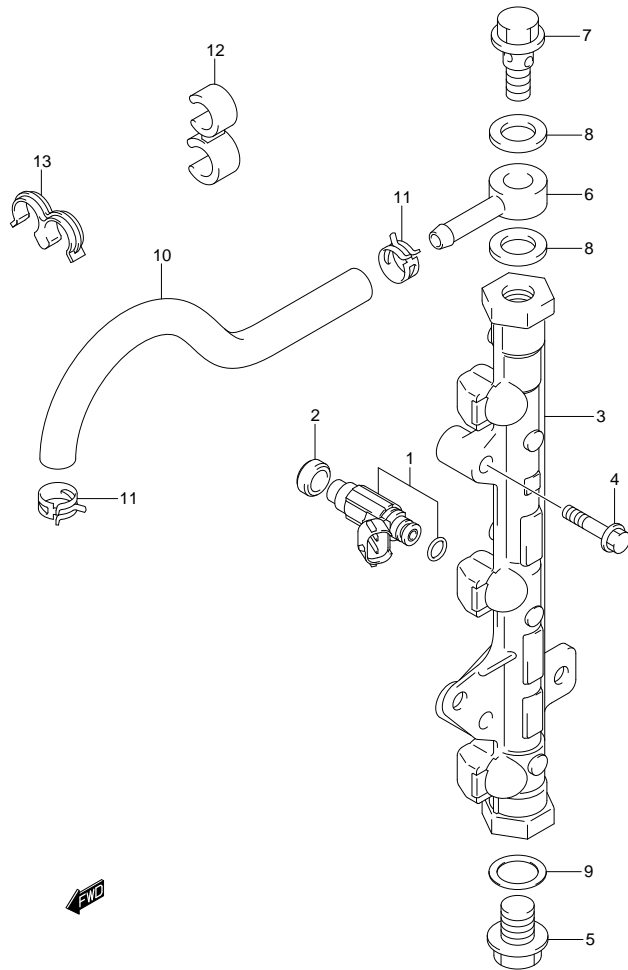


FIG.36 (1-D-10) FUEL INJECTOR (DF60AQH E1)

REF NO.	PART NO.	DESCRIPTION	Q'TY	REMARKS
1	15710-88L00	INJECTOR ASSY, FUEL	3	
2	09320-08062	CUSHION	3	
3	15751-88L00	PIPE, DELIVERY	1	
4	01550-06307	BOLT	2	
5	09247-14041	PLUG	1	
6	09363-08004	UNION	1	
7	09360-12008	UNION	1	
8	09168-12013	GASKET (11.8X22X1.2)	2	
9	15762-93J00	GASKET, UNION	1	
10	15681-88L00	HOSE (SEPARATOR TO DLVY)	1	
11	09401-11425	CLIP	2	
12	09408-00121	CLAMP	1	
13	09408-00155	CLAMP	1	

FIG.37

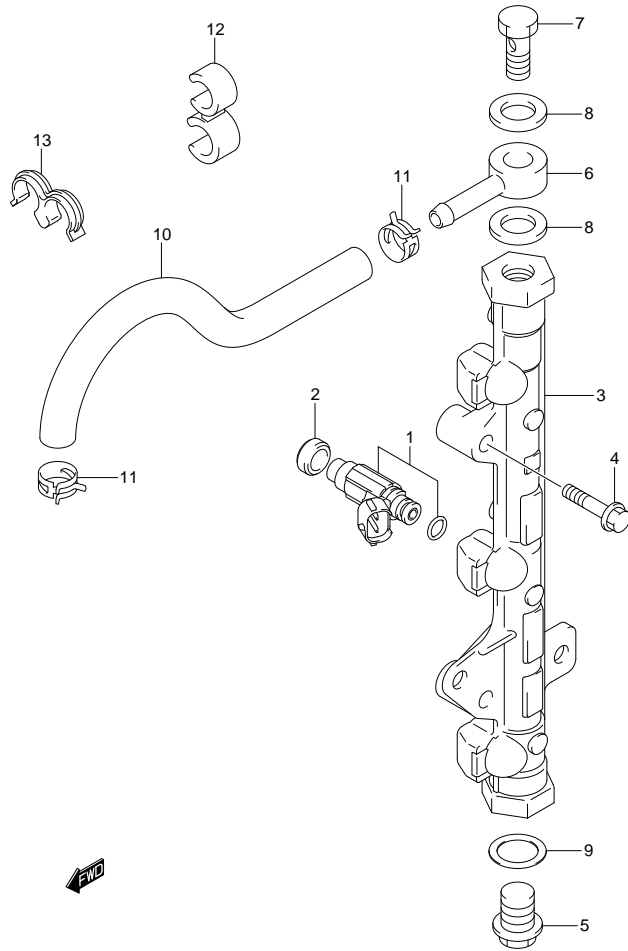


FIG. 37 (1-D-11) FUEL INJECTOR (DF60AQH E40)

REF NO.	PART NO.	DESCRIPTION	QTY	REMARKS
1	15710-88L00	INJECTOR ASSY, FUEL	3	
2	09320-08062	CUSHION	3	
3	15751-88L00	PIPE, DELIVERY	1	
4	01550-06307	BOLT	2	
5	09247-14042	PLUG	1	
6	15830-90J00	UNION, FUEL HOSE	1	
7	09360-12013	UNION	1	
8	15762-90J00	GASKET, UNION	2	
9	15762-93J10	GASKET, UNION	1	
10	15681-88L00	HOSE (SEPARATOR TO DLVY)	1	
11	09401-11425	CLIP	2	
12	09408-00121	CLAMP	1	
13	09408-00155	CLAMP	1	

FIG.38

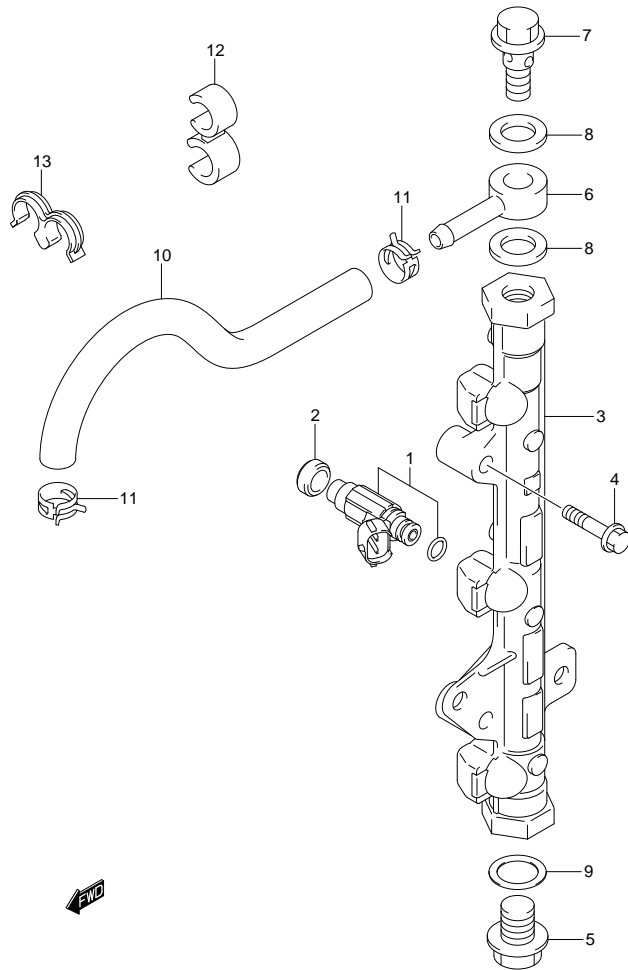


FIG.38 (1-D-12) FUEL INJECTOR (DF60ATH E1)

REF NO.	PART NO.	DESCRIPTION	Q'TY	REMARKS
1	15710-88L00	INJECTOR ASSY, FUEL	3	
2	09320-08062	CUSHION	3	
3	15751-88L00	PIPE, DELIVERY	1	
4	01550-06307	BOLT	2	
5	09247-14041	PLUG	1	
6	09363-08004	UNION	1	
7	09360-12008	UNION	1	
8	09168-12013	GASKET (11.8X22X1.2)	2	
9	15762-93J00	GASKET, UNION	1	
10	15681-88L00	HOSE (SEPARATOR TO DLVY)	1	
11	09401-11425	CLIP	2	
12	09408-00121	CLAMP	1	
13	09408-00155	CLAMP	1	

FIG.39

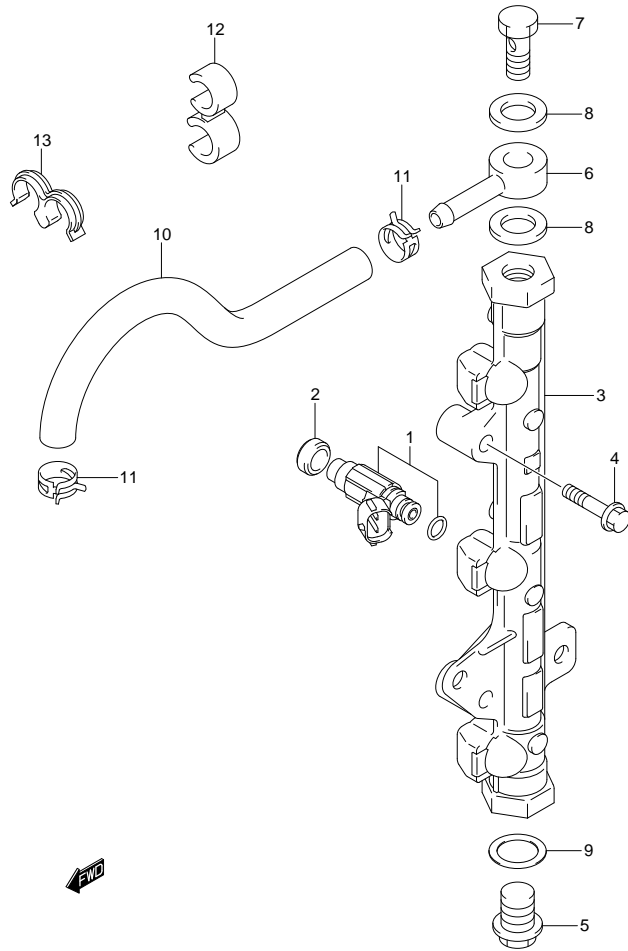


FIG. 39 (1-D-13) FUEL INJECTOR (DF60ATH E40)

REF NO.	PART NO.	DESCRIPTION	Q'TY	REMARKS
1	15710-88L00	INJECTOR ASSY, FUEL	3	
2	09320-08062	CUSHION	3	
3	15751-88L00	PIPE, DELIVERY	1	
4	01550-06307	BOLT	2	
5	09247-14042	PLUG	1	
6	15830-90J00	UNION, FUEL HOSE	1	
7	09360-12013	UNION	1	
8	15762-90J00	GASKET, UNION	2	
9	15762-93J10	GASKET, UNION	1	
10	15681-88L00	HOSE (SEPARATOR TO DLVY)	1	
11	09401-11425	CLIP	2	
12	09408-00121	CLAMP	1	
13	09408-00155	CLAMP	1	

FIG.40

FIG. 40 (1-D-14) FUEL PUMP (DF40A E1)

REF NO.	PART NO.	DESCRIPTION	Q'TY	REMARKS
1	15100-90J11	PUMP ASSY, FUEL	1	
2	01550-06257	BOLT	2	
3	09280-26005	O RING (D:2.4, ID:26.2)	1	
4	15410-88L00	FILTER, FUEL	1	
5	15419-87J00	·CAP, FUEL FILTER	1	
6	09401-11423	·CLIP	1	
7	15422-96J00	CLAMP, FILTER	1	
8	15421-88L00	BRACKET, FUEL FILTER	1	
9	01550-06167	BOLT	2	
10	15191-88L10	HOSE, FUEL (CONN TO FILTER)	1	
11	15192-88L20	HOSE, FUEL (PUMP TO SEPARATOR)	1	
12	09343-70503-080	HOSE (7X12X80)	1	
13	18498-99E10	PROTECTOR, FUEL HOSE NO.1	1	L:610->230
14	18498-96J20	PROTECTOR, FUEL HOSE NO.2	1	L:370->95
15	15197-88L00	BRACKET, FUEL HOSE CLAMP	1	
16	01550-06127	BOLT	1	
17	09403-11320	CLAMP	3	
18	09401-11423	CLIP	5	
19	09408-00054	CLAMP	1	

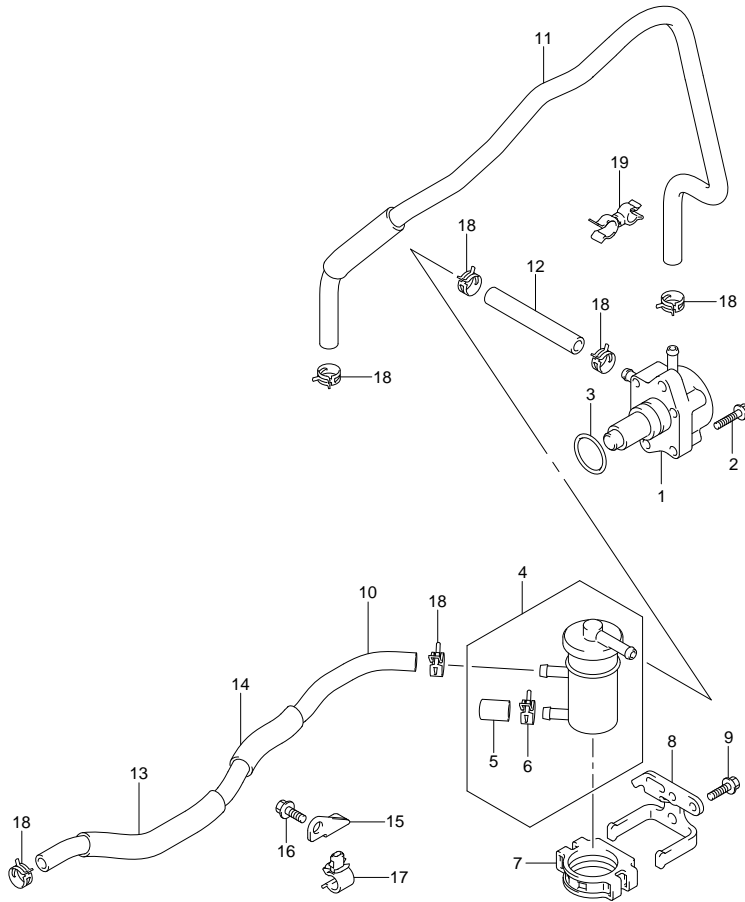


FIG.41

FIG. 41 (1-D-15) FUEL PUMP (DF40AQH E1)

REF NO.	PART NO.	DESCRIPTION	Q'TY	REMARKS
1	15100-90J11	PUMP ASSY, FUEL	1	
2	01550-06257	BOLT	2	
3	09280-26005	O RING (D:2.4, ID:26.2)	1	
4	15410-88L00	FILTER, FUEL	1	
5	15419-87J00	·CAP, FUEL FILTER	1	
6	09401-11423	·CLIP	1	
7	15422-96J00	CLAMP, FILTER	1	
8	15421-88L00	BRACKET, FUEL FILTER	1	
9	01550-06167	BOLT	2	
10	15191-88L10	HOSE, FUEL (CONN TO FILTER)	1	
11	15192-88L20	HOSE, FUEL (PUMP TO SEPARATOR)	1	
12	09343-70503-080	HOSE (7X12X80)	1	
13	18498-99E10	PROTECTOR, FUEL HOSE NO.1	1	L:610->230
14	18498-96J20	PROTECTOR, FUEL HOSE NO.2	1	L:370->95
15	15197-88L00	BRACKET, FUEL HOSE CLAMP	1	
16	01550-06127	BOLT	1	
17	09403-11320	CLAMP	3	
18	09401-11423	CLIP	5	
19	09408-00054	CLAMP	1	

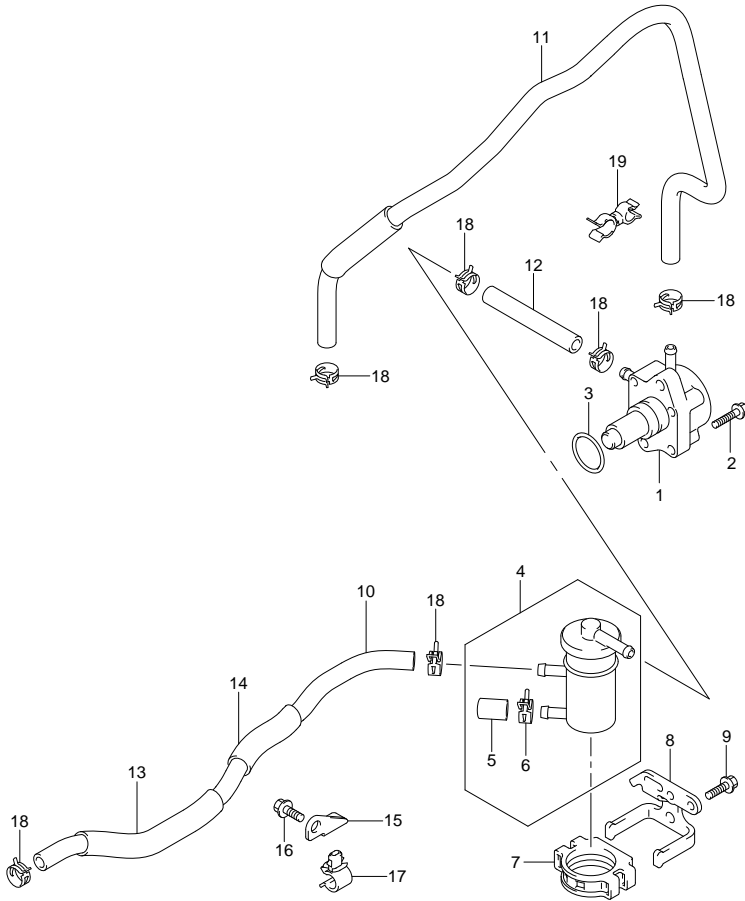


FIG.42

FIG.42 (1-E-2) FUEL PUMP (DF40AST E34)

REF NO.	PART NO.	DESCRIPTION	Q'TY	REMARKS
1	15100-90J11	PUMP ASSY, FUEL	1	
2	01550-06257	BOLT	2	
3	09280-26005	O RING (D:2.4, ID:26.2)	1	
4	15410-88L00	FILTER, FUEL	1	
5	15419-87J00	·CAP, FUEL FILTER	1	
6	09401-11423	·CLIP	1	
7	15422-96J00	CLAMP, FILTER	1	
8	15421-88L00	BRACKET, FUEL FILTER	1	
9	01550-06167	BOLT	2	
10	15191-88L10	HOSE, FUEL (CONN TO FILTER)	1	
11	15192-88L11	HOSE, FUEL (PUMP TO SEPARATOR)	1	
12	09343-70503-080	HOSE (7X12X80)	1	
13	18498-99E10	PROTECTOR, FUEL HOSE NO.1	1	L:610->230
14	18498-96J20	PROTECTOR, FUEL HOSE NO.2	1	L:370->95
15	15197-88L00	BRACKET, FUEL HOSE CLAMP	1	
16	01550-06127	BOLT	1	
17	09403-11320	CLAMP	2	
18	09401-11423	CLIP	5	
19	09408-00054	CLAMP	1	

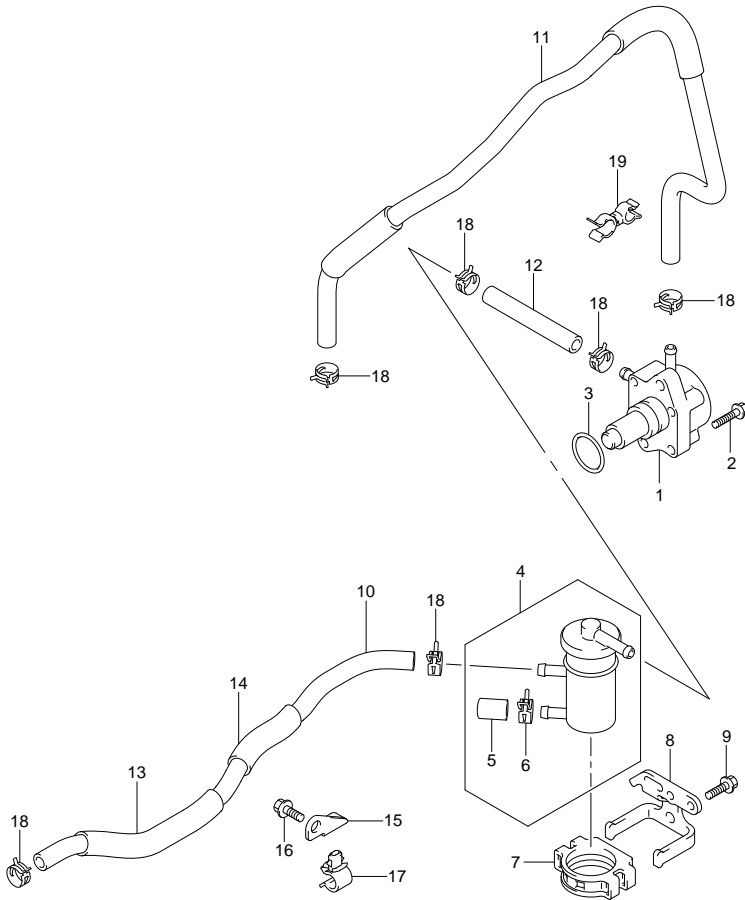


FIG.43

FIG.43 (1-E-3) FUEL PUMP (DF50A E1)

REF NO.	PART NO.	DESCRIPTION	Q'TY	REMARKS
1	15100-90J11	PUMP ASSY, FUEL	1	
2	01550-06257	BOLT	2	
3	09280-26005	O RING (D:2.4, ID:26.2)	1	
4	15410-88L00	FILTER, FUEL	1	
5	15419-87J00	·CAP, FUEL FILTER	1	
6	09401-11423	·CLIP	1	
7	15422-96J00	CLAMP, FILTER	1	
8	15421-88L00	BRACKET, FUEL FILTER	1	
9	01550-06167	BOLT	2	
10	15191-88L10	HOSE, FUEL (CONN TO FILTER)	1	
11	15192-88L20	HOSE, FUEL (PUMP TO SEPARATOR)	1	
12	09343-70503-080	HOSE (7X12X80)	1	
13	18498-99E10	PROTECTOR, FUEL HOSE NO.1	1	L:610->230
14	18498-96J20	PROTECTOR, FUEL HOSE NO.2	1	L:370->95
15	15197-88L00	BRACKET, FUEL HOSE CLAMP	1	
16	01550-06127	BOLT	1	
17	09403-11320	CLAMP	3	
18	09401-11423	CLIP	5	
19	09408-00054	CLAMP	1	

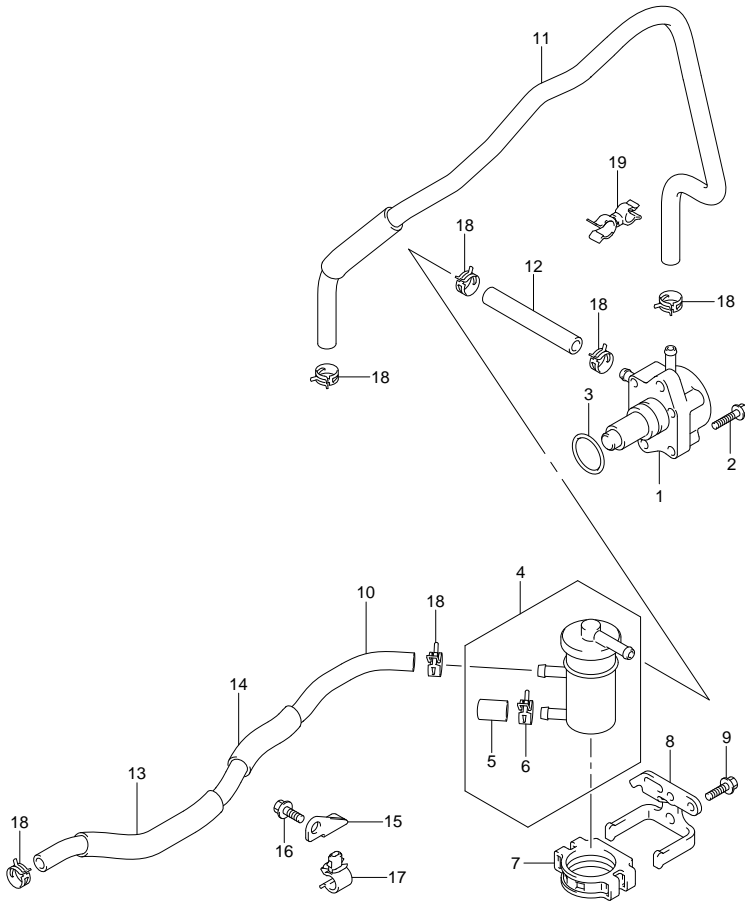


FIG.44

FIG.44 (1-E-4) FUEL PUMP (DF50ATH E1)

REF NO.	PART NO.	DESCRIPTION	Q'TY	REMARKS
1	15100-90J11	PUMP ASSY, FUEL	1	
2	01550-06257	BOLT	2	
3	09280-26005	O RING (D:2.4, ID:26.2)	1	
4	15410-88L00	FILTER, FUEL	1	
5	15419-87J00	·CAP, FUEL FILTER	1	
6	09401-11423	·CLIP	1	
7	15422-96J00	CLAMP, FILTER	1	
8	15421-88L00	BRACKET, FUEL FILTER	1	
9	01550-06167	BOLT	2	
10	15191-88L10	HOSE, FUEL (CONN TO FILTER)	1	
11	15192-88L20	HOSE, FUEL (PUMP TO SEPARATOR)	1	
12	09343-70503-080	HOSE (7X12X80)	1	
13	18498-99E10	PROTECTOR, FUEL HOSE NO.1	1	L:610->230
14	18498-96J20	PROTECTOR, FUEL HOSE NO.2	1	L:370->95
15	15197-88L00	BRACKET, FUEL HOSE CLAMP	1	
16	01550-06127	BOLT	1	
17	09403-11320	CLAMP	3	
18	09401-11423	CLIP	5	
19	09408-00054	CLAMP	1	

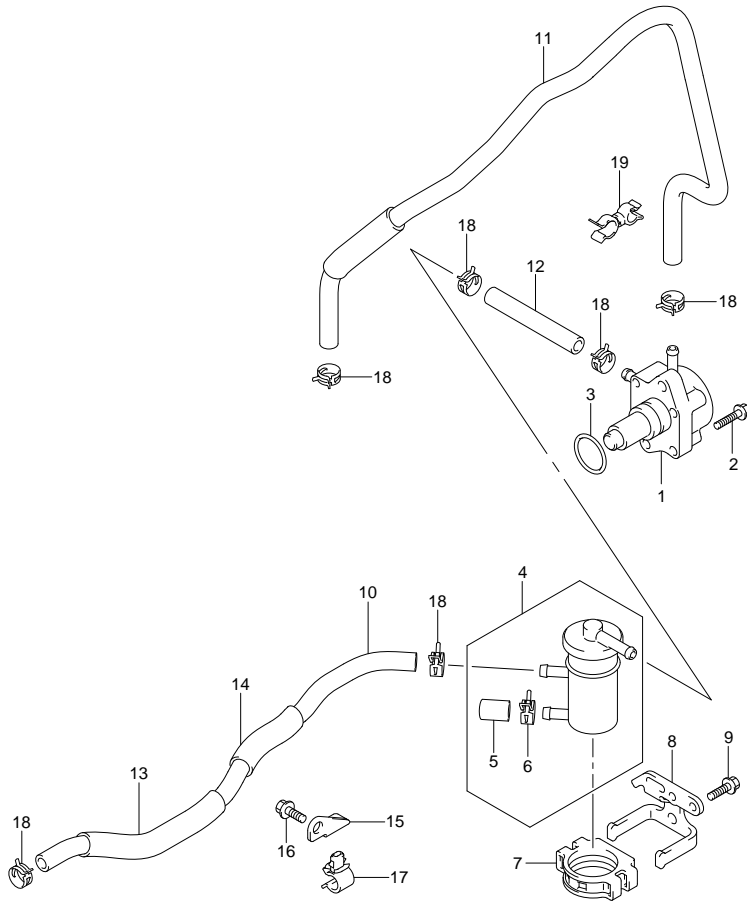


FIG.45

FIG.45 (1-E-5) FUEL PUMP (DF60A E1)

REF NO.	PART NO.	DESCRIPTION	Q'TY	REMARKS
1	15100-90J11	PUMP ASSY, FUEL	1	
2	01550-06257	BOLT	2	
3	09280-26005	O RING (D:2.4, ID:26.2)	1	
4	15410-88L00	FILTER, FUEL	1	
5	15419-87J00	·CAP, FUEL FILTER	1	
6	09401-11423	·CLIP	1	
7	15422-96J00	CLAMP, FILTER	1	
8	15421-88L00	BRACKET, FUEL FILTER	1	
9	01550-06167	BOLT	2	
10	15191-88L10	HOSE, FUEL (CONN TO FILTER)	1	
11	15192-88L11	HOSE, FUEL (PUMP TO SEPARATOR)	1	
12	09343-70503-080	HOSE (7X12X80)	1	
13	18498-99E10	PROTECTOR, FUEL HOSE NO.1	1	L:610->230
14	18498-96J20	PROTECTOR, FUEL HOSE NO.2	1	L:370->95
15	15197-88L00	BRACKET, FUEL HOSE CLAMP	1	
16	01550-06127	BOLT	1	
17	09403-11320	CLAMP	2	
18	09401-11423	CLIP	5	
19	09408-00054	CLAMP	1	

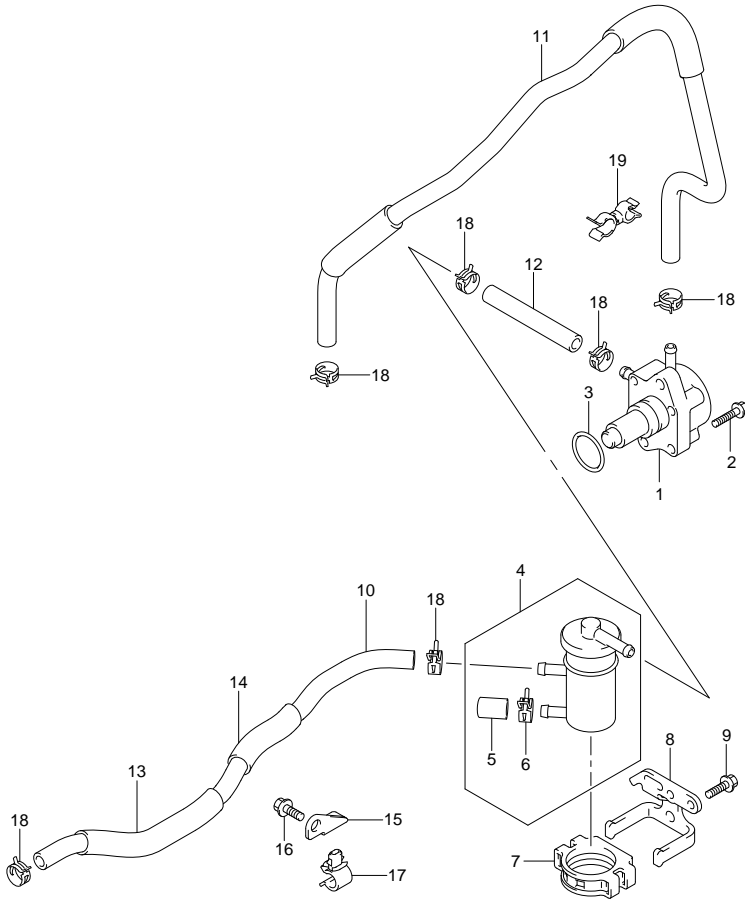


FIG.46

FIG.46 (1-E-6) FUEL PUMP (DF60A F40)

REF NO.	PART NO.	DESCRIPTION	Q'TY	REMARKS
1	15100-90J11	PUMP ASSY, FUEL	1	
2	01550-06257	BOLT	2	
3	09280-26005	O RING (D:2.4, ID:26.2)	1	
4	15410-88L00	FILTER, FUEL	1	
5	15419-87J00	·CAP, FUEL FILTER	1	
6	09401-11423	·CLIP	1	
7	15422-96J00	CLAMP, FILTER	1	
8	15421-88L00	BRACKET, FUEL FILTER	1	
9	01550-06167	BOLT	2	
10	15191-88L10	HOSE, FUEL (CONN TO FILTER)	1	
11	15192-88L11	HOSE, FUEL (PUMP TO SEPARATOR)	1	
12	09343-70503-080	HOSE (7X12X80)	1	
13	18498-99E10	PROTECTOR, FUEL HOSE NO.1	1	L:610->230
14	18498-96J20	PROTECTOR, FUEL HOSE NO.2	1	L:370->95
15	15197-88L00	BRACKET, FUEL HOSE CLAMP	1	
16	01550-06127	BOLT	1	
17	09403-11320	CLAMP	2	
18	09401-11423	CLIP	5	
19	09408-00054	CLAMP	1	

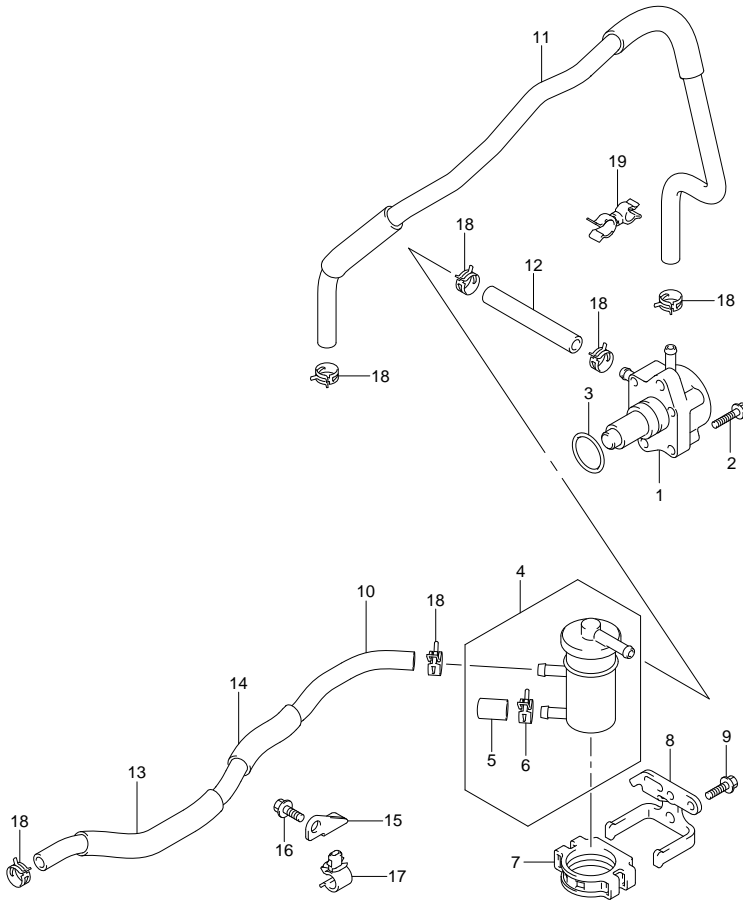


FIG.47

FIG.47 (1-E-7) FUEL PUMP (DF60AQH E1)

REF NO.	PART NO.	DESCRIPTION	Q'TY	REMARKS
1	15100-90J11	PUMP ASSY, FUEL	1	
2	01550-06257	BOLT	2	
3	09280-26005	O RING (D:2.4, ID:26.2)	1	
4	15410-88L00	FILTER, FUEL	1	
5	15419-87J00	·CAP, FUEL FILTER	1	
6	09401-11423	·CLIP	1	
7	15422-96J00	CLAMP, FILTER	1	
8	15421-88L00	BRACKET, FUEL FILTER	1	
9	01550-06167	BOLT	2	
10	15191-88L10	HOSE, FUEL (CONN TO FILTER)	1	
11	15192-88L11	HOSE, FUEL (PUMP TO SEPARATOR)	1	
12	09343-70503-080	HOSE (7X12X80)	1	
13	18498-99E10	PROTECTOR, FUEL HOSE NO.1	1	L:610->230
14	18498-96J20	PROTECTOR, FUEL HOSE NO.2	1	L:370->95
15	15197-88L00	BRACKET, FUEL HOSE CLAMP	1	
16	01550-06127	BOLT	1	
17	09403-11320	CLAMP	2	
18	09401-11423	CLIP	5	
19	09408-00054	CLAMP	1	

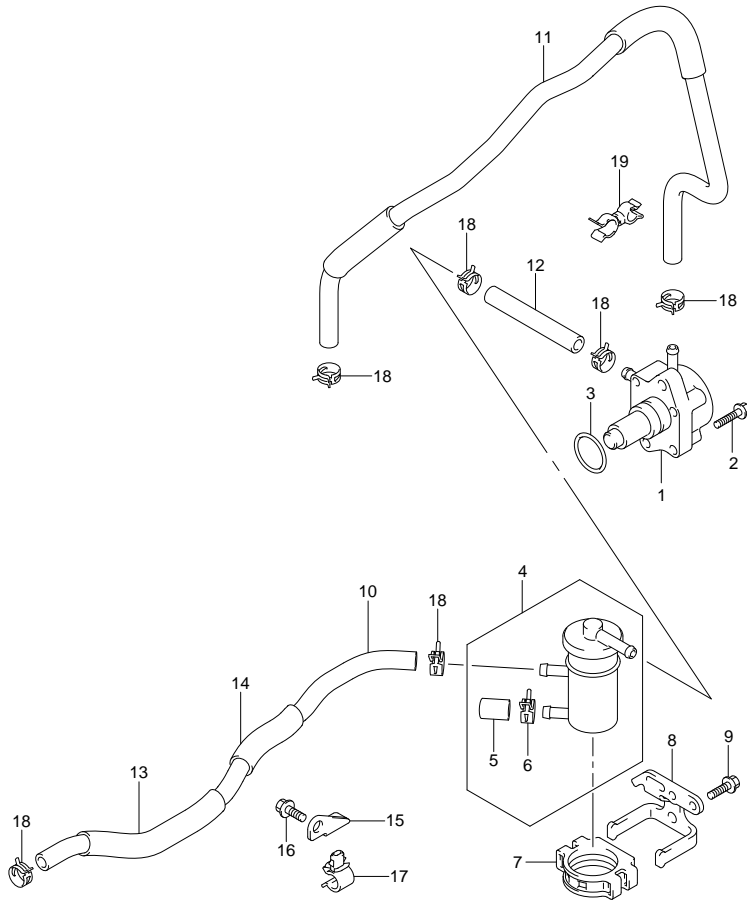


FIG.48

FIG.48 (1-E-8) FUEL PUMP (DF60AQH E40)

REF NO.	PART NO.	DESCRIPTION	Q'TY	REMARKS
1	15100-90J11	PUMP ASSY, FUEL	1	
2	01550-06257	BOLT	2	
3	09280-26005	O RING (D:2.4,ID:26.2)	1	
4	15410-88L00	FILTER, FUEL	1	
5	15419-87J00	·CAP, FUEL FILTER	1	
6	09401-11423	·CLIP	1	
7	15422-96J00	CLAMP, FILTER	1	
8	15421-88L00	BRACKET, FUEL FILTER	1	
9	01550-06167	BOLT	2	
10	15191-88L10	HOSE, FUEL (CONN TO FILTER)	1	
11	15192-88L11	HOSE, FUEL (PUMP TO SEPARATOR)	1	
12	09343-70503-080	HOSE (7X12X80)	1	
13	18498-99E10	PROTECTOR, FUEL HOSE NO.1	1	L:610->230
14	18498-96J20	PROTECTOR, FUEL HOSE NO.2	1	L:370->95
15	15197-88L00	BRACKET, FUEL HOSE CLAMP	1	
16	01550-06127	BOLT	1	
17	09403-11320	CLAMP	2	
18	09401-11423	CLIP	5	
19	09408-00054	CLAMP	1	

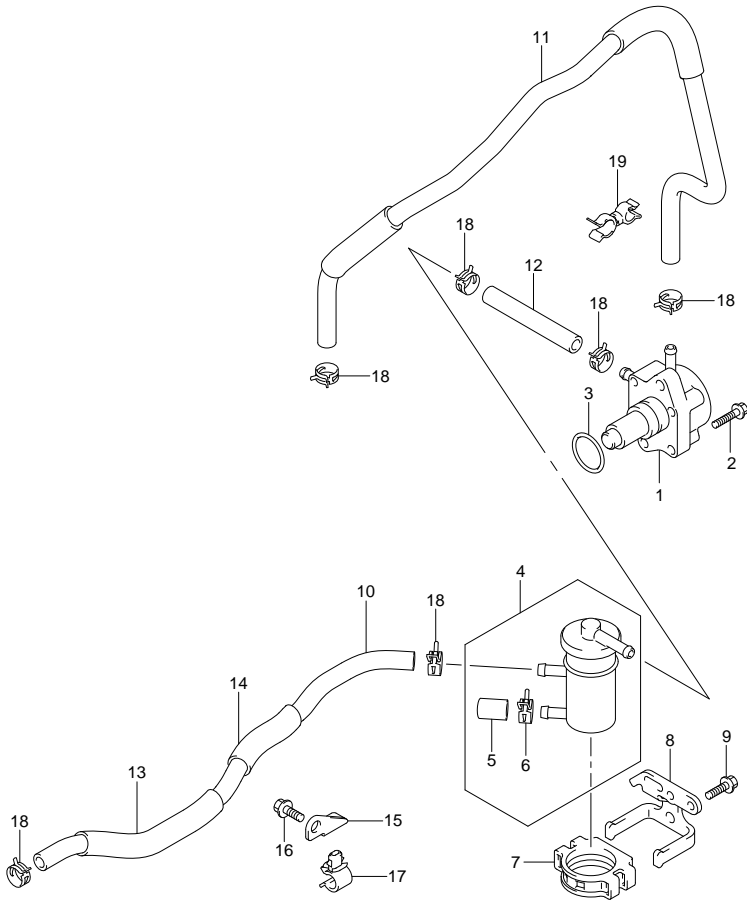


FIG.49

FIG.49 (1-E-9) FUEL PUMP (DF60ATH E1)

REF NO.	PART NO.	DESCRIPTION	Q'TY	REMARKS
1	15100-90J11	PUMP ASSY, FUEL	1	
2	01550-06257	BOLT	2	
3	09280-26005	O RING (D:2.4,ID:26.2)	1	
4	15410-88L00	FILTER, FUEL	1	
5	15419-87J00	·CAP, FUEL FILTER	1	
6	09401-11423	·CLIP	1	
7	15422-96J00	CLAMP, FILTER	1	
8	15421-88L00	BRACKET, FUEL FILTER	1	
9	01550-06167	BOLT	2	
10	15191-88L10	HOSE, FUEL (CONN TO FILTER)	1	
11	15192-88L11	HOSE, FUEL (PUMP TO SEPARATOR)	1	
12	09343-70503-080	HOSE (7X12X80)	1	
13	18498-99E10	PROTECTOR, FUEL HOSE NO.1	1	L:610->230
14	18498-96J20	PROTECTOR, FUEL HOSE NO.2	1	L:370->95
15	15197-88L00	BRACKET, FUEL HOSE CLAMP	1	
16	01550-06127	BOLT	1	
17	09403-11320	CLAMP	2	
18	09401-11423	CLIP	5	
19	09408-00054	CLAMP	1	

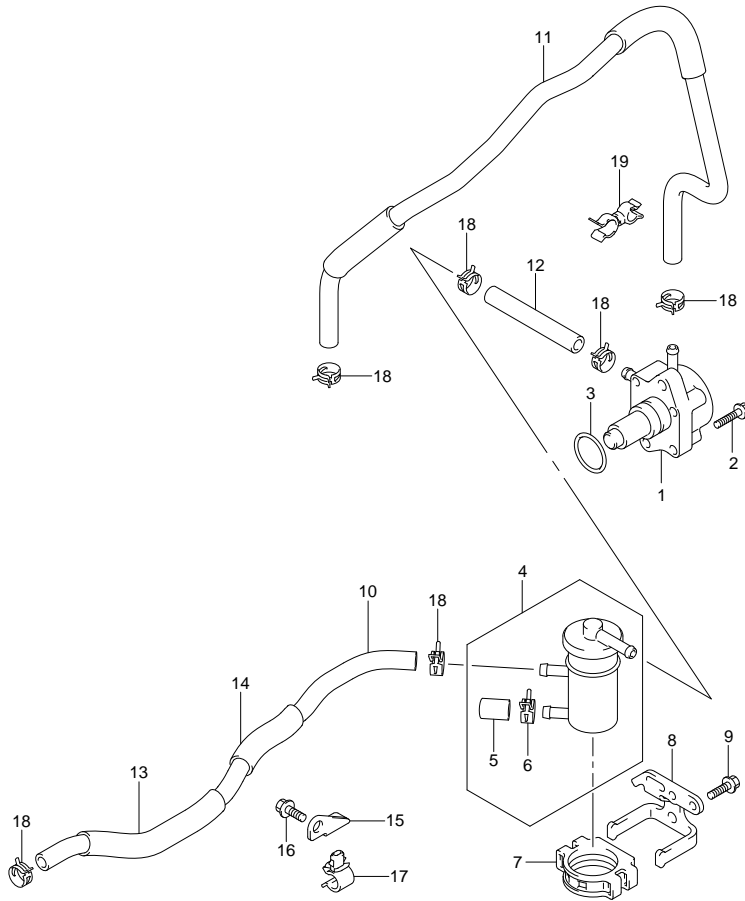


FIG.50

FIG. 50 (1-E-10) FUEL PUMP (DF60ATH E40)

REF NO.	PART NO.	DESCRIPTION	Q'TY	REMARKS
1	15100-90J11	PUMP ASSY, FUEL	1	
2	01550-06257	BOLT	2	
3	09280-26005	O RING (D:2.4, ID:26.2)	1	
4	15410-88L00	FILTER, FUEL	1	
5	15419-87J00	·CAP, FUEL FILTER	1	
6	09401-11423	·CLIP	1	
7	15422-96J00	CLAMP, FILTER	1	
8	15421-88L00	BRACKET, FUEL FILTER	1	
9	01550-06167	BOLT	2	
10	15191-88L10	HOSE, FUEL (CONN TO FILTER)	1	
11	15192-88L11	HOSE, FUEL (PUMP TO SEPARATOR)	1	
12	09343-70503-080	HOSE (7X12X80)	1	
13	18498-99E10	PROTECTOR, FUEL HOSE NO.1	1	L:610->230
14	18498-96J20	PROTECTOR, FUEL HOSE NO.2	1	L:370->95
15	15197-88L00	BRACKET, FUEL HOSE CLAMP	1	
16	01550-06127	BOLT	1	
17	09403-11320	CLAMP	2	
18	09401-11423	CLIP	5	
19	09408-00054	CLAMP	1	

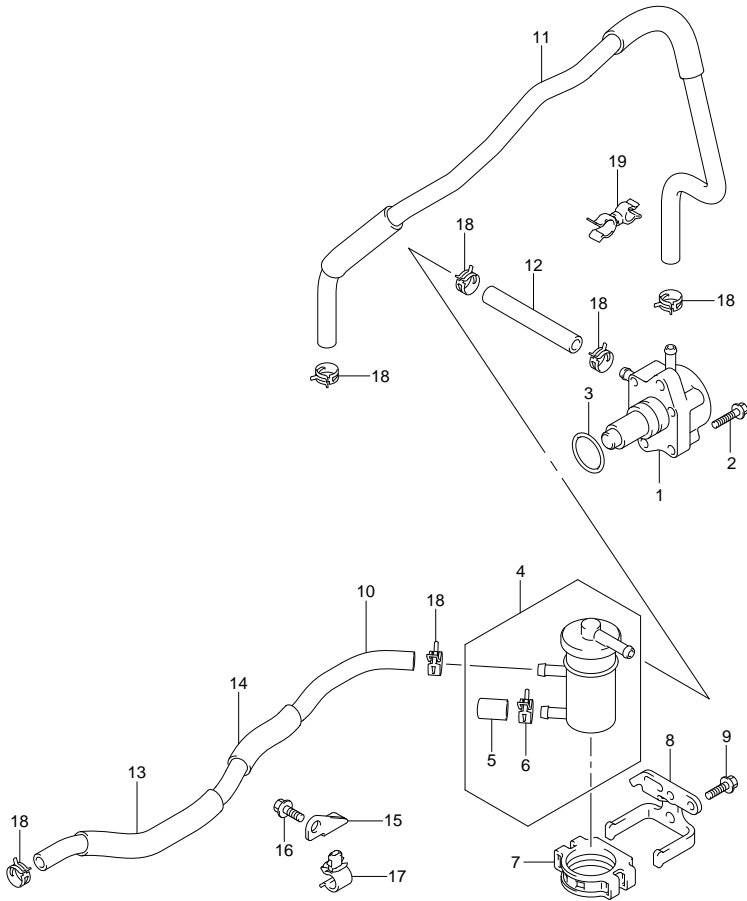


FIG.51

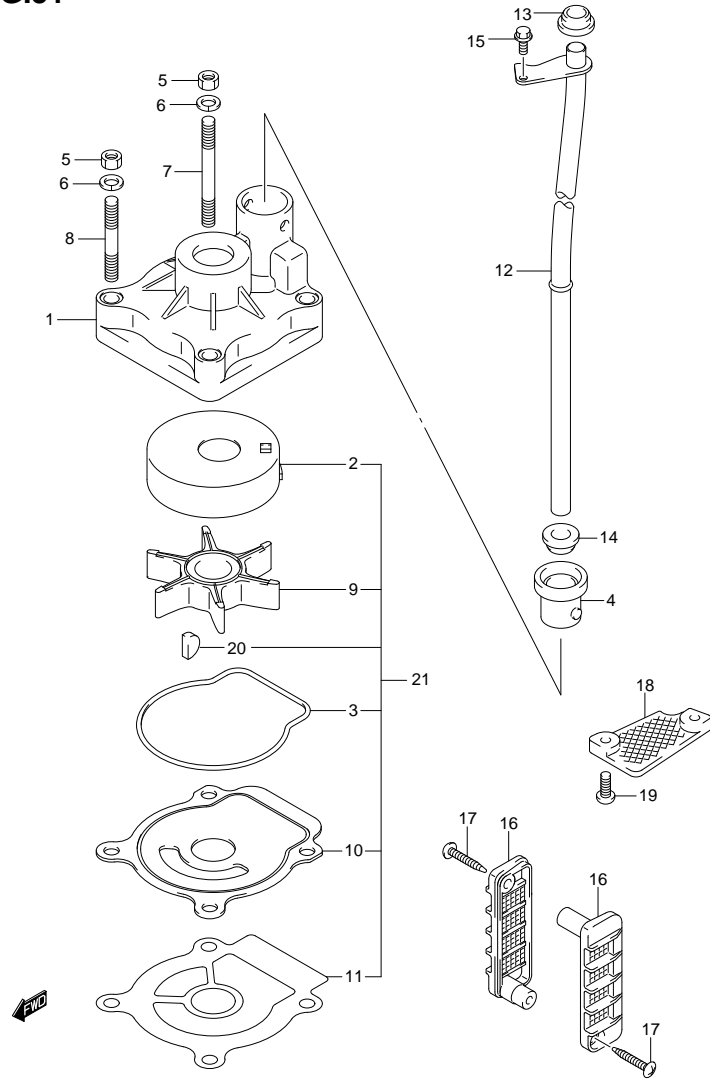


FIG. 51 (1-E-11) WATER PUMP (DF40A E1)

REF. NO.	PART NO.	DESCRIPTION	Q' TY	REMARKS
1	17410-88L00	CASE, WATER PUMP	1	
2	17413-95J00	SLEEVE, WATER PUMP CASE	1	
3	17416-95J00	SEALING, WATER PUMP CASE	1	
4	17564-88L00	BUSH, WATER PUMP CASE	1	
5	29141-93J00	NUT	4	
6	29162-93J00	WASHER, LOCK	4	
7	09108-06143	STUD BOLT	2	
8	09108-06144	STUD BOLT	2	
9	17461-96312	IMPELLER, WATER PUMP	1	
10	17471-95J01	PANEL, PUMP CASE UNDER	1	
11	17472-96303	GASKET, PUMP CASE UNDER	1	
12-1	17560-88L00	TUBE, WATER (S)	1	W/TRANSOM(S)
12-2	17560-88L10	TUBE, WATER (L)	1	W/TRANSOM(L)
13	17562-87L00	GROMMET, WATER TUBE UPPER	1	
14	17562-87L00	GROMMET, WATER TUBE LOWER	1	W/TRANSOM(L)
15	09116-06094	BOLT (6X15)	1	
16	17631-96320	FILTER, WATER	2	
17	03142-04309	SCREW	2	
18-1	17635-87E00	FILTER, SUB WATER	1	
18-2	17635-87E10	PLATE, GEAR CASE	1	OPT
19	09125-05046	SCREW (5X12)	2	
20	09420-04006	KEY	1	
21	17400-88L00	WATER PUMP REPAIR KIT	1	OPT

FIG.52

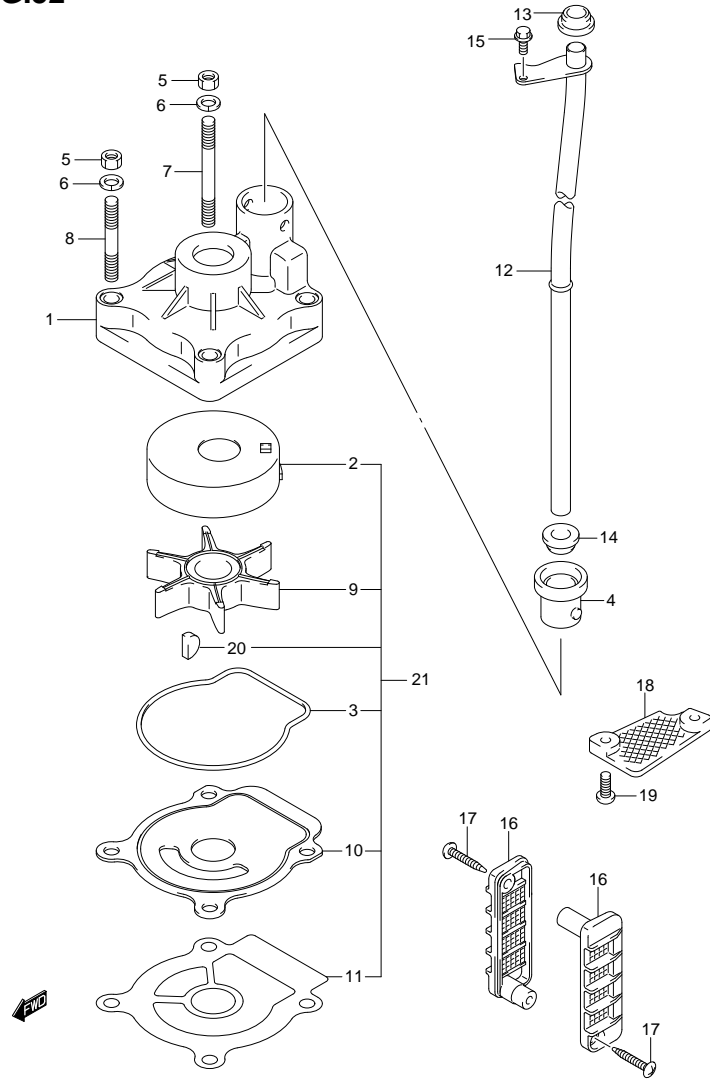


FIG.52 (1-E-12) WATER PUMP (DF40AQH E1)

REF. NO.	PART NO.	DESCRIPTION	Q'TY	REMARKS
1	17410-88L00	CASE, WATER PUMP	1	
2	17413-95J00	SLEEVE, WATER PUMP CASE	1	
3	17416-95J00	SEALING, WATER PUMP CASE	1	
4	17564-88L00	BUSH, WATER PUMP CASE	1	
5	29141-93J00	NUT	4	
6	29162-93J00	WASHER, LOCK	4	
7	09108-06143	STUD BOLT	2	
8	09108-06144	STUD BOLT	2	
9	17461-96312	IMPELLER, WATER PUMP	1	
10	17471-95J01	PANEL, PUMP CASE UNDER	1	
11	17472-96303	GASKET, PUMP CASE UNDER	1	
12	17560-88L10	TUBE, WATER (L)	1	
13	17562-87L00	GROMMET, WATER TUBE UPPER	1	
14	17562-87L00	GROMMET, WATER TUBE LOWER	1	
15	09116-06094	BOLT (6X15)	1	
16	17631-96320	FILTER, WATER	2	
17	03142-04309	SCREW	2	
18-1	17635-87E00	FILTER, SUB WATER	1	
18-2	17635-87E10	PLATE, GEAR CASE	1	OPT
19	09125-05046	SCREW (5X12)	2	
20	09420-04006	KEY	1	
21	17400-88L00	WATER PUMP REPAIR KIT	1	OPT

FIG.53

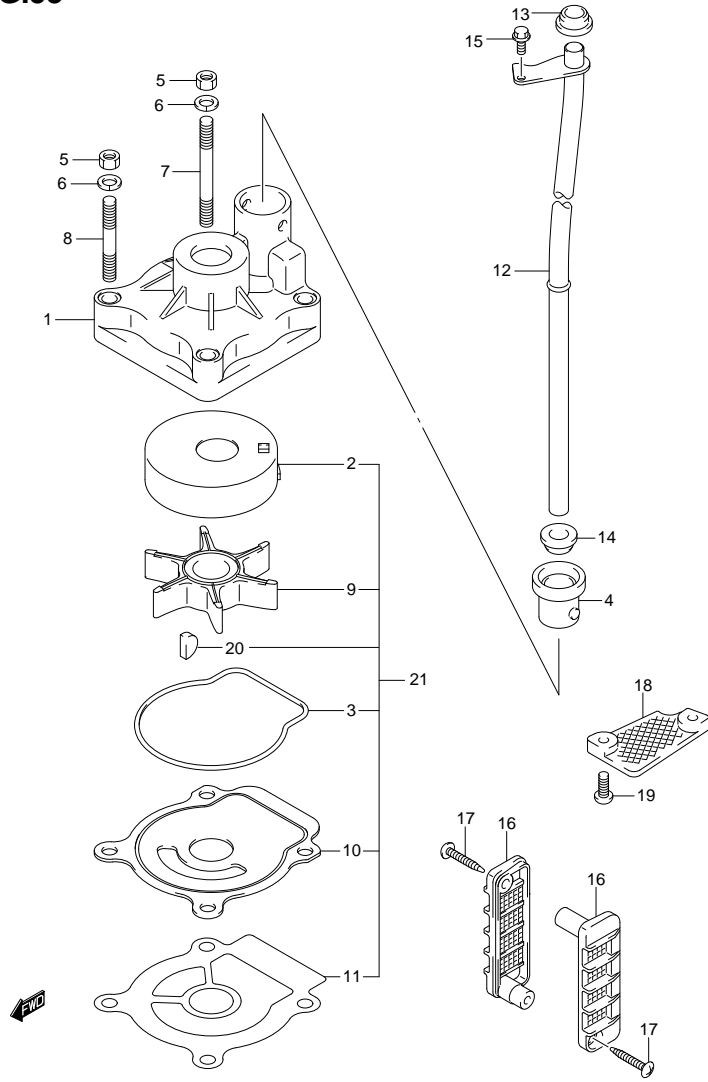


FIG.53 (1-E-13) WATER PUMP (DF40AST E34)

REF. NO.	PART NO.	DESCRIPTION	Q'TY	REMARKS
1	17410-88L00	CASE, WATER PUMP	1	
2	17413-95J00	SLEEVE, WATER PUMP CASE	1	
3	17416-95J00	SEALING, WATER PUMP CASE	1	
4	17564-88L00	BUSH, WATER PUMP CASE	1	
5	29141-93J00	NUT	4	
6	29162-93J00	WASHER, LOCK	4	
7	09108-06143	STUD BOLT	2	
8	09108-06144	STUD BOLT	2	
9	17461-96312	IMPELLER, WATER PUMP	1	
10	17471-95J01	PANEL, PUMP CASE UNDER	1	
11	17472-96303	GASKET, PUMP CASE UNDER	1	
12-1	17560-88L00	TUBE, WATER (S)	1	W/TRANSOM(S)
12-2	17560-88L10	TUBE, WATER (L)	1	W/TRANSOM(L)
13	17562-87L00	GROMMET, WATER TUBE UPPER	1	
14	17562-87L00	GROMMET, WATER TUBE LOWER	1	W/TRANSOM(L)
15	09116-06094	BOLT (6X15)	1	
16	17631-96320	FILTER, WATER	2	
17	03142-04309	SCREW	2	
18-1	17635-87E00	FILTER, SUB WATER	1	
18-2	17635-87E10	PLATE, GEAR CASE	1	OPT
19	09125-05046	SCREW (5X12)	2	
20	09420-04006	KEY	1	
21	17400-88L00	WATER PUMP REPAIR KIT	1	OPT

FIG.54

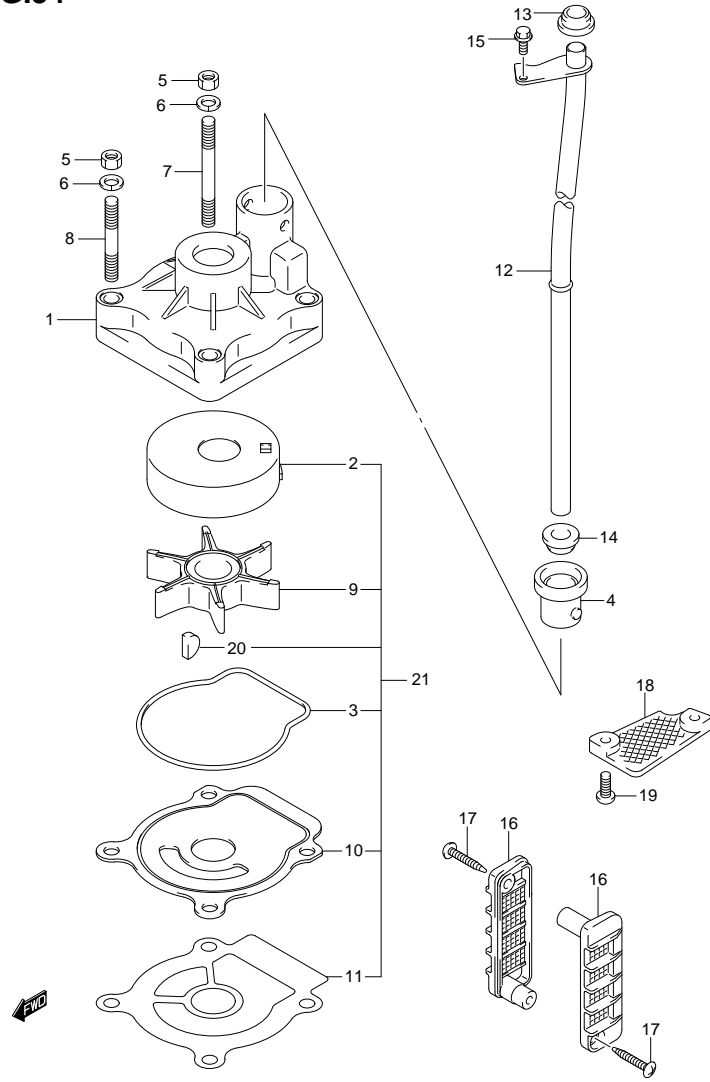


FIG. 54 (1-E-14) WATER PUMP (DF50A E1)

REF NO.	PART NO.	DESCRIPTION	Q' TY	REMARKS
1	17410-88L00	CASE, WATER PUMP	1	
2	17413-95J00	SLEEVE, WATER PUMP CASE	1	
3	17416-95J00	SEALING, WATER PUMP CASE	1	
4	17564-88L00	BUSH, WATER PUMP CASE	1	
5	29141-93J00	NUT	4	
6	29162-93J00	WASHER, LOCK	4	
7	09108-06143	STUD BOLT	2	
8	09108-06144	STUD BOLT	2	
9	17461-96312	IMPELLER, WATER PUMP	1	
10	17471-95J01	PANEL, PUMP CASE UNDER	1	
11	17472-96303	GASKET, PUMP CASE UNDER	1	
12-1	17560-88L00	TUBE, WATER (S)	1	W/TRANSOM(S)
12-2	17560-88L10	TUBE, WATER (L)	1	W/TRANSOM(L)
13	17562-87L00	GROMMET, WATER TUBE UPPER	1	
14	17562-87L00	GROMMET, WATER TUBE LOWER	1	W/TRANSOM(L)
15	09116-06094	BOLT (6X15)	1	
16	17631-96320	FILTER, WATER	2	
17	03142-04309	SCREW	2	
18-1	17635-87E00	FILTER, SUB WATER	1	
18-2	17635-87E10	PLATE, GEAR CASE	1	OPT
19	09125-05046	SCREW (5X12)	2	
20	09420-04006	KEY	1	
21	17400-88L00	WATER PUMP REPAIR KIT	1	OPT

FIG.55

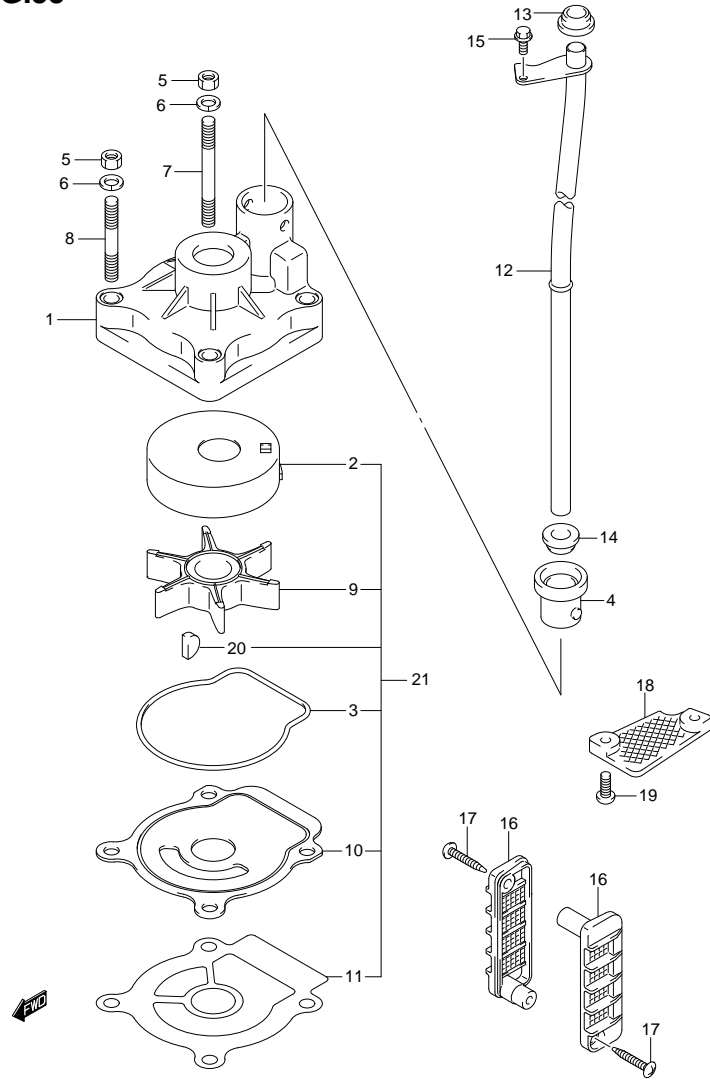


FIG. 55 (1-E-15) WATER PUMP (DF50ATH E1)

REF. NO.	PART NO.	DESCRIPTION	Q' TY	REMARKS
1	17410-88L00	CASE, WATER PUMP	1	
2	17413-95J00	SLEEVE, WATER PUMP CASE	1	
3	17416-95J00	SEALING, WATER PUMP CASE	1	
4	17564-88L00	BUSH, WATER PUMP CASE	1	
5	29141-93J00	NUT	4	
6	29162-93J00	WASHER, LOCK	4	
7	09108-06143	STUD BOLT	2	
8	09108-06144	STUD BOLT	2	
9	17461-96312	IMPELLER, WATER PUMP	1	
10	17471-95J01	PANEL, PUMP CASE UNDER	1	
11	17472-96303	GASKET, PUMP CASE UNDER	1	
12	17560-88L10	TUBE, WATER (L)	1	
13	17562-87L00	GROMMET, WATER TUBE UPPER	1	
14	17562-87L00	GROMMET, WATER TUBE LOWER	1	
15	09116-06094	BOLT (6X15)	1	
16	17631-96320	FILTER, WATER	2	
17	03142-04309	SCREW	2	
18-1	17635-87E00	FILTER, SUB WATER	1	
18-2	17635-87E10	PLATE, GEAR CASE	1	OPT
19	09125-05046	SCREW (5X12)	2	
20	09420-04006	KEY	1	
21	17400-88L00	WATER PUMP REPAIR KIT	1	OPT

FIG.56

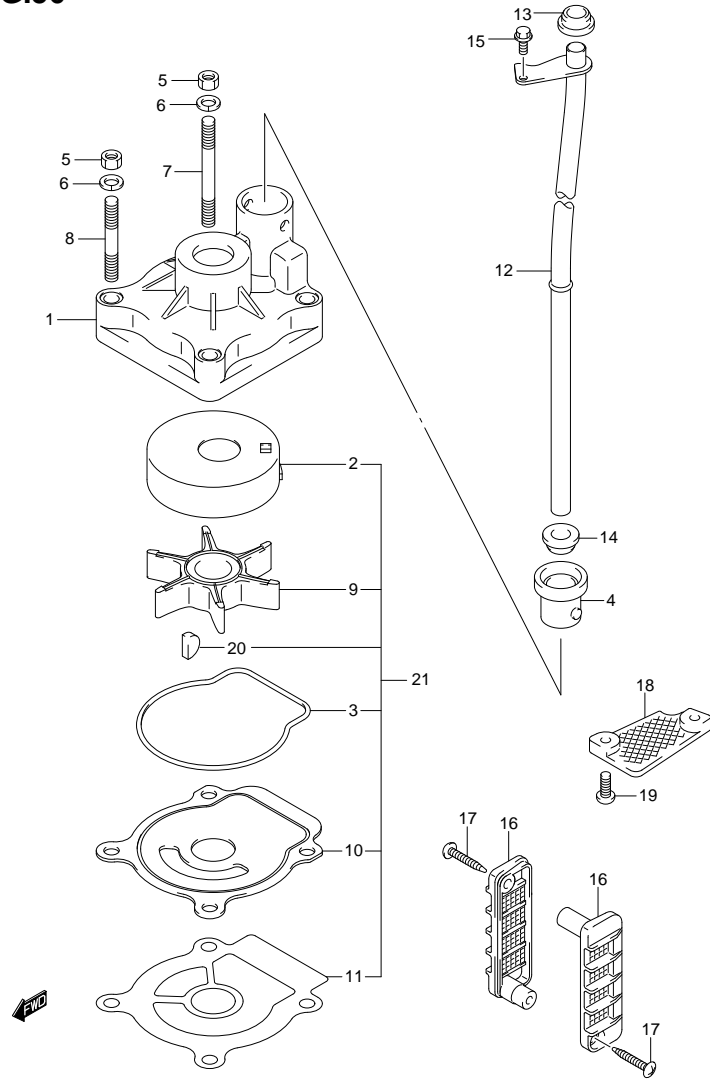


FIG. 56 (1-F-2) WATER PUMP (DF60A E1)

REF NO.	PART NO.	DESCRIPTION	Q'TY	REMARKS
1	17410-88L00	CASE, WATER PUMP	1	
2	17413-95J00	SLEEVE, WATER PUMP CASE	1	
3	17416-95J00	SEALING, WATER PUMP CASE	1	
4	17564-88L00	BUSH, WATER PUMP CASE	1	
5	29141-93J00	NUT	4	
6	29162-93J00	WASHER, LOCK	4	
7	09108-06143	STUD BOLT	2	
8	09108-06144	STUD BOLT	2	
9	17461-96312	IMPELLER, WATER PUMP	1	
10	17471-95J01	PANEL, PUMP CASE UNDER	1	
11	17472-96303	GASKET, PUMP CASE UNDER	1	
12-1	17560-88L00	TUBE, WATER (S)	1	W/TRANSOM(S)
12-2	17560-88L10	TUBE, WATER (L)	1	W/TRANSOM(L)
12-3	17560-88L20	TUBE, WATER (X)	1	W/TRANSOM(X)
13	17562-87L00	GROMMET, WATER TUBE UPPER	1	
14	17562-87L00	GROMMET, WATER TUBE LOWER	1	W/TRANSOM(L) W/TRANSOM(X)
15	09116-06094	BOLT (6X15)	1	
16	17631-96320	FILTER, WATER	2	
17	03142-04309	SCREW	2	
18-1	17635-87E00	FILTER, SUB WATER	1	
18-2	17635-87E10	PLATE, GEAR CASE	1	OPT
19	09125-05046	SCREW (5X12)	2	
20	09420-04006	KEY	1	
21	17400-88L00	WATER PUMP REPAIR KIT	1	OPT

FIG.57

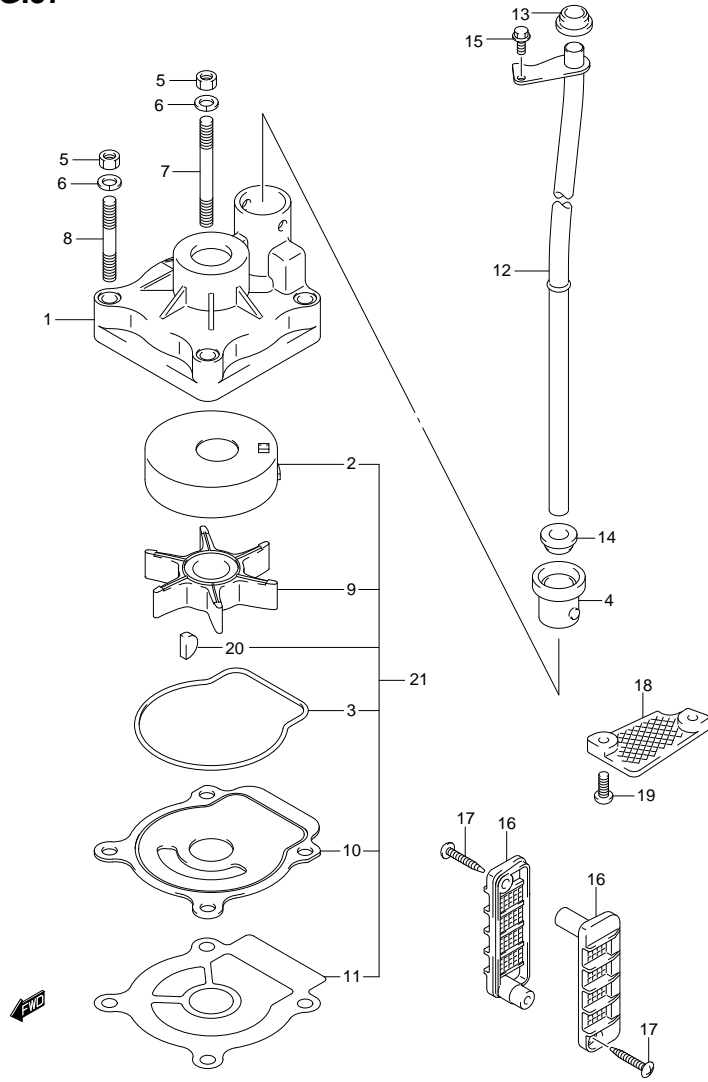


FIG. 57 (1-F-3) WATER PUMP (DF60A E40)

REF NO.	PART NO.	DESCRIPTION	Q'TY	REMARKS
1	17410-88L00	CASE, WATER PUMP	1	
2	17413-95J10	SLEEVE, WATER PUMP CASE	1	
3	17416-95J00	SEALING, WATER PUMP CASE	1	
4	17564-88L00	BUSH, WATER PUMP CASE	1	
5	29141-93J00	NUT	4	
6	29162-93J00	WASHER, LOCK	4	
7	09108-06143	STUD BOLT	2	
8	09108-06144	STUD BOLT	2	
9	17461-96312	IMPELLER, WATER PUMP	1	
10	17471-95J10	PANEL, PUMP CASE UNDER	1	
11	17472-96303	GASKET, PUMP CASE UNDER	1	
12-1	17560-88L10	TUBE, WATER (L)	1	W/TRANSOM(L)
12-2	17560-88L20	TUBE, WATER (X)	1	W/TRANSOM(X)
13	17562-87L00	GROMMET, WATER TUBE UPPER	1	
14	17562-87L00	GROMMET, WATER TUBE LOWER	1	W/TRANSOM(L) W/TRANSOM(X)
15	09116-06094	BOLT (6X15)	1	
16	17631-96320	FILTER, WATER	2	
17	03142-04309	SCREW	2	
18-1	17635-87E00	FILTER, SUB WATER	1	
18-2	17635-87E10	PLATE, GEAR CASE	1	OPT
19	09125-05046	SCREW (5X12)	2	
20	09420-04006	KEY	1	
21	17400-88L00	WATER PUMP REPAIR KIT	1	OPT

FIG.58

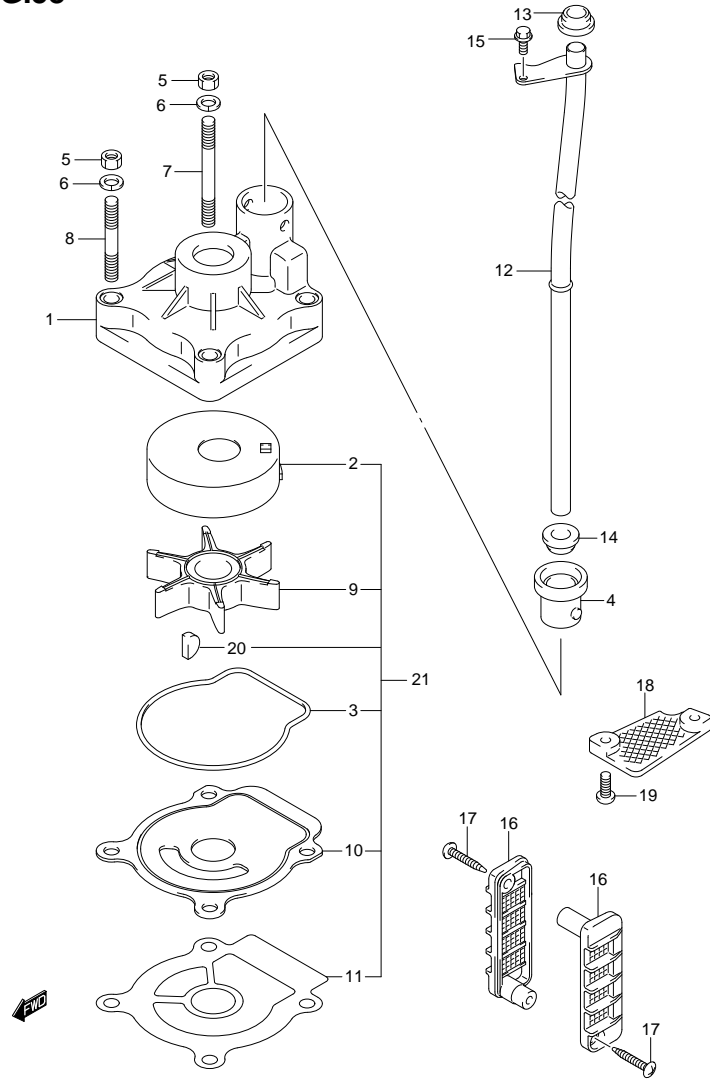


FIG. 58 (1-F-4) WATER PUMP (DF60AQH E1)

REF NO.	PART NO.	DESCRIPTION	Q'TY	REMARKS
1	17410-88L00	CASE, WATER PUMP	1	
2	17413-95J00	SLEEVE, WATER PUMP CASE	1	
3	17416-95J00	SEALING, WATER PUMP CASE	1	
4	17564-88L00	BUSH, WATER PUMP CASE	1	
5	29141-93J00	NUT	4	
6	29162-93J00	WASHER, LOCK	4	
7	09108-06143	STUD BOLT	2	
8	09108-06144	STUD BOLT	2	
9	17461-96312	IMPELLER, WATER PUMP	1	
10	17471-95J01	PANEL, PUMP CASE UNDER	1	
11	17472-96303	GASKET, PUMP CASE UNDER	1	
12-1	17560-88L10	TUBE, WATER (L)	1	W/TRANSOM(L)
12-2	17560-88L20	TUBE, WATER (X)	1	W/TRANSOM(X)
13	17562-87L00	GROMMET, WATER TUBE UPPER	1	
14	17562-87L00	GROMMET, WATER TUBE LOWER	1	W/TRANSOM(L) W/TRANSOM(X)
15	09116-06094	BOLT (6X15)	1	
16	17631-96320	FILTER, WATER	2	
17	03142-04309	SCREW	2	
18-1	17635-87E00	FILTER, SUB WATER	1	
18-2	17635-87E10	PLATE, GEAR CASE	1	OPT
19	09125-05046	SCREW (5X12)	2	
20	09420-04006	KEY	1	
21	17400-88L00	WATER PUMP REPAIR KIT	1	OPT

FIG.59

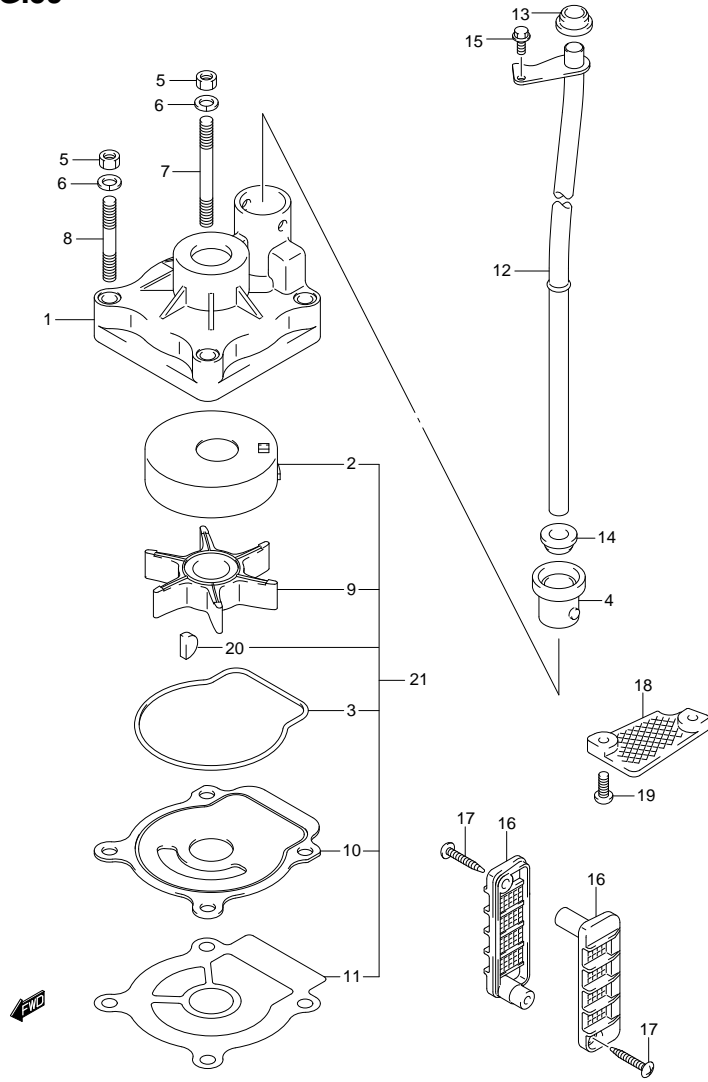


FIG.59 (1-F-5) WATER PUMP (DF60AQH E40)

REF NO.	PART NO.	DESCRIPTION	Q'TY	REMARKS
1	17410-88L00	CASE, WATER PUMP	1	
2	17413-95J10	SLEEVE, WATER PUMP CASE	1	
3	17416-95J00	SEALING, WATER PUMP CASE	1	
4	17564-88L00	BUSH, WATER PUMP CASE	1	
5	29141-93J00	NUT	4	
6	29162-93J00	WASHER, LOCK	4	
7	09108-06143	STUD BOLT	2	
8	09108-06144	STUD BOLT	2	
9	17461-96312	IMPELLER, WATER PUMP	1	
10	17471-95J10	PANEL, PUMP CASE UNDER	1	
11	17472-96303	GASKET, PUMP CASE UNDER	1	
12-1	17560-88L10	TUBE, WATER (L)	1	W/TRANSOM(L)
12-2	17560-88L20	TUBE, WATER (X)	1	W/TRANSOM(X)
13	17562-87L00	GROMMET, WATER TUBE UPPER	1	
14	17562-87L00	GROMMET, WATER TUBE LOWER	1	W/TRANSOM(L) W/TRANSOM(X)
15	09116-06094	BOLT (6X15)	1	
16	17631-96320	FILTER, WATER	2	
17	03142-04309	SCREW	2	
18-1	17635-87E00	FILTER, SUB WATER	1	
18-2	17635-87E10	PLATE, GEAR CASE	1	OPT
19	09125-05046	SCREW (5X12)	2	
20	09420-04006	KEY	1	
21	17400-88L00	WATER PUMP REPAIR KIT	1	OPT

FIG.60

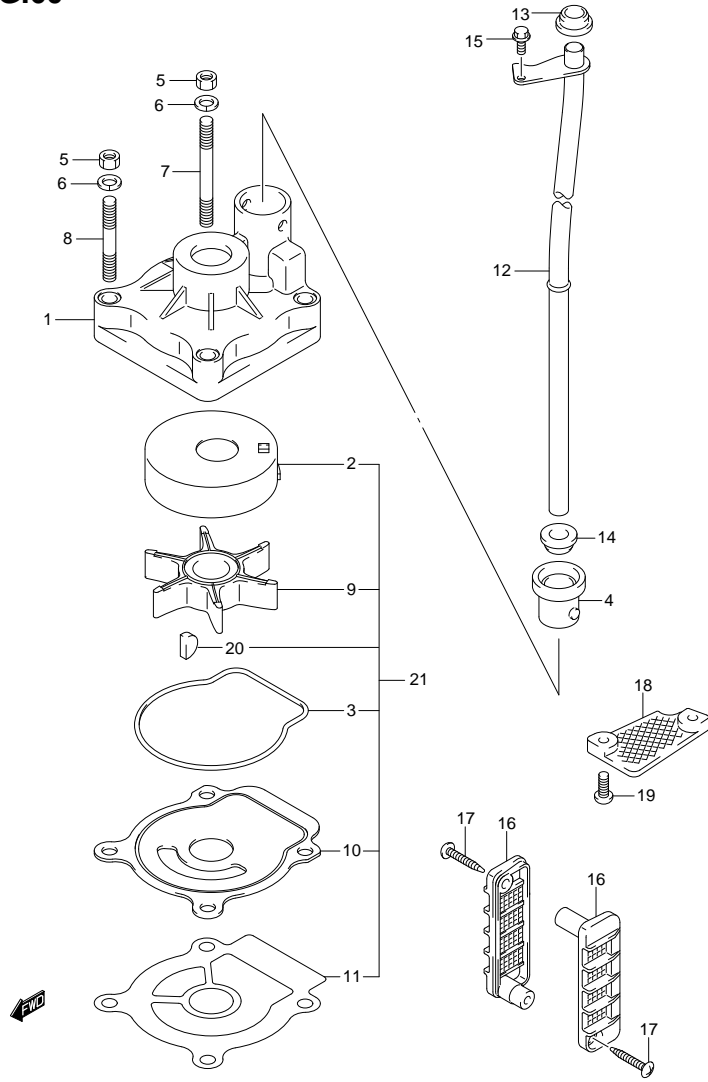


FIG. 60 (1-F-6) WATER PUMP (DF60ATH E1)

REF NO.	PART NO.	DESCRIPTION	Q'TY	REMARKS
1	17410-88L00	CASE, WATER PUMP	1	
2	17413-95J00	SLEEVE, WATER PUMP CASE	1	
3	17416-95J00	SEALING, WATER PUMP CASE	1	
4	17564-88L00	BUSH, WATER PUMP CASE	1	
5	29141-93J00	NUT	4	
6	29162-93J00	WASHER, LOCK	4	
7	09108-06143	STUD BOLT	2	
8	09108-06144	STUD BOLT	2	
9	17461-96312	IMPELLER, WATER PUMP	1	
10	17471-95J01	PANEL, PUMP CASE UNDER	1	
11	17472-96303	GASKET, PUMP CASE UNDER	1	
12-1	17560-88L10	TUBE, WATER (L)	1	W/TRANSOM(L)
12-2	17560-88L20	TUBE, WATER (X)	1	W/TRANSOM(X)
13	17562-87L00	GROMMET, WATER TUBE UPPER	1	
14	17562-87L00	GROMMET, WATER TUBE LOWER	1	W/TRANSOM(L) W/TRANSOM(X)
15	09116-06094	BOLT (6X15)	1	
16	17631-96320	FILTER, WATER	2	
17	03142-04309	SCREW	2	
18-1	17635-87E00	FILTER, SUB WATER	1	
18-2	17635-87E10	PLATE, GEAR CASE	1	OPT
19	09125-05046	SCREW (5X12)	2	
20	09420-04006	KEY	1	
21	17400-88L00	WATER PUMP REPAIR KIT	1	OPT

FIG.61

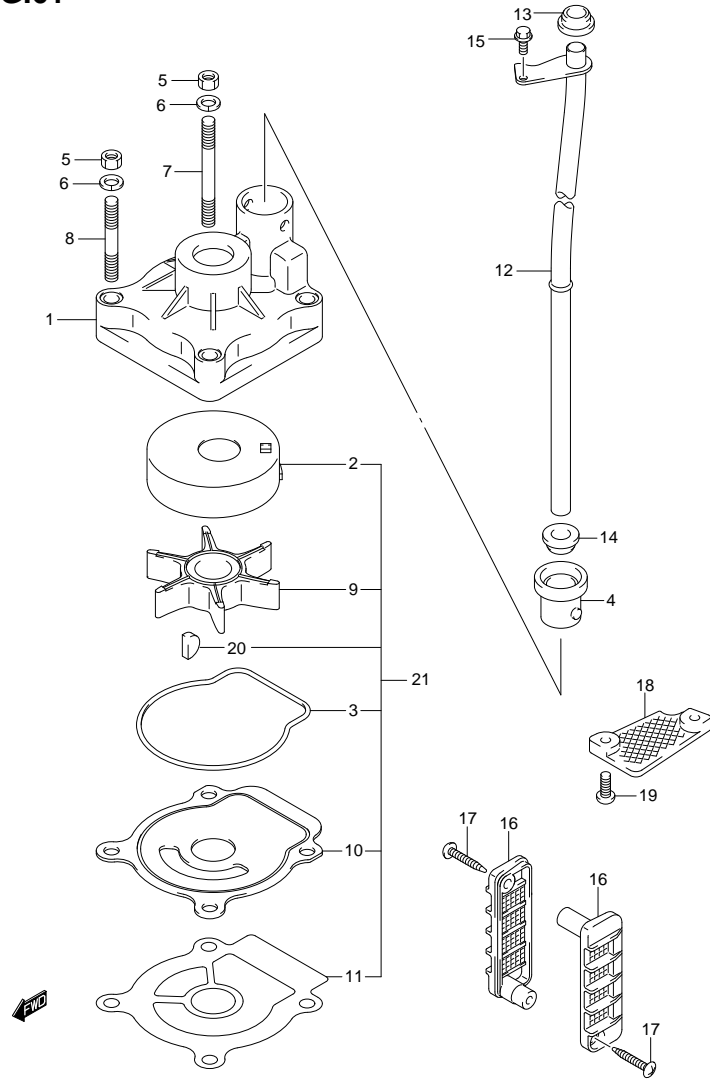


FIG. 61 (1-F-7) WATER PUMP (DF60ATH E40)

REF NO.	PART NO.	DESCRIPTION	Q'TY	REMARKS
1	17410-88L00	CASE, WATER PUMP	1	
2	17413-95J10	SLEEVE, WATER PUMP CASE	1	
3	17416-95J00	SEALING, WATER PUMP CASE	1	
4	17564-88L00	BUSH, WATER PUMP CASE	1	
5	29141-93J00	NUT	4	
6	29162-93J00	WASHER, LOCK	4	
7	09108-06143	STUD BOLT	2	
8	09108-06144	STUD BOLT	2	
9	17461-96312	IMPELLER, WATER PUMP	1	
10	17471-95J10	PANEL, PUMP CASE UNDER	1	
11	17472-96303	GASKET, PUMP CASE UNDER	1	
12-1	17560-88L10	TUBE, WATER (L)	1	W/TRANSOM(L)
12-2	17560-88L20	TUBE, WATER (X)	1	W/TRANSOM(X)
13	17562-87L00	GROMMET, WATER TUBE UPPER	1	
14	17562-87L00	GROMMET, WATER TUBE LOWER	1	W/TRANSOM(L) W/TRANSOM(X)
15	09116-06094	BOLT (6X15)	1	
16	17631-96320	FILTER, WATER	2	
17	03142-04309	SCREW	2	
18-1	17635-87E00	FILTER, SUB WATER	1	
18-2	17635-87E10	PLATE, GEAR CASE	1	OPT
19	09125-05046	SCREW (5X12)	2	
20	09420-04006	KEY	1	
21	17400-88L00	WATER PUMP REPAIR KIT	1	OPT

FIG.62

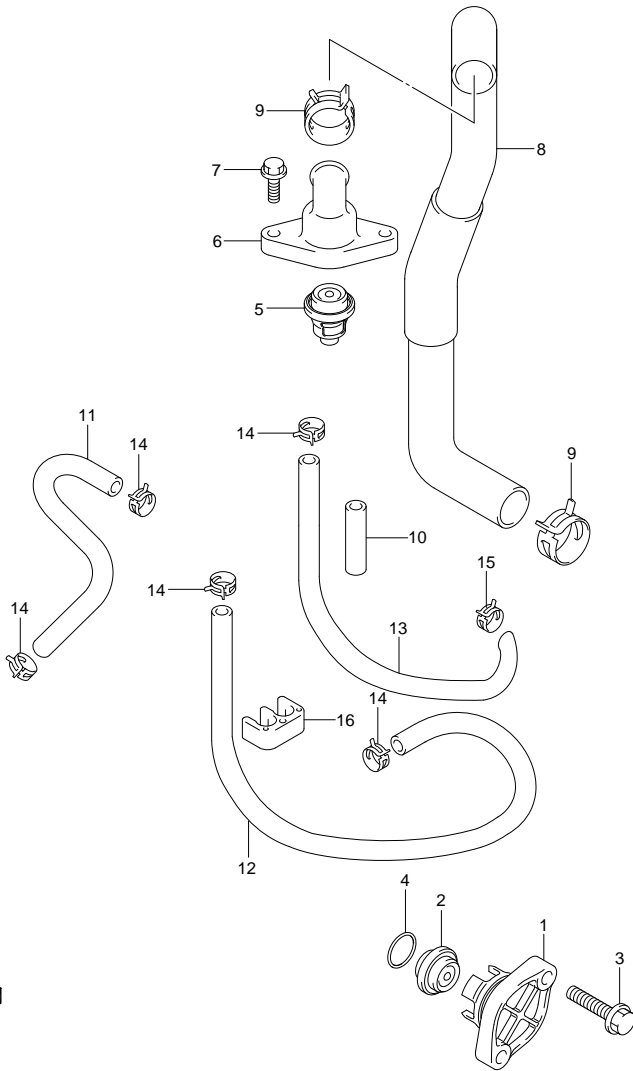


FIG. 62 (1-F-8) THERMOSTAT

REF NO.	PART NO.	DESCRIPTION	Q' TY	REMARKS
1	17611-90J00-0EP	COVER, WATER PRESS VALVE (BLACK)	1	
2	17660-99E01	VALVE, WATER PRESSURE	1	
3	09116-06121	BOLT (6X25)	2	
4	09280-26006	O RING (D:3.1, ID:26.4)	1	
5	17670-93953	THERMOSTAT (60°C)	1	
6	17681-88L00	COVER, THERMOSTAT	1	
7	01550-06207	BOLT	2	
8	11196-88L00	HOSE, WATER RETURN	1	
9	09401-25406	CLIP	2	
10	18498-94J20	PROTECTOR, WATER HOSE	2	L:320->50
11	17712-88L00	HOSE (SEPARATOR TO INSP)	1	
12	09352-50903-600	HOSE (5X9X600)	1	L:600->500
13	09359-50901-980	HOSE	1	L:980->250
14	09401-08413	CLIP	5	
15	09401-10412	CLIP	1	
16	09408-00175	CLAMP	1	

FIG.63

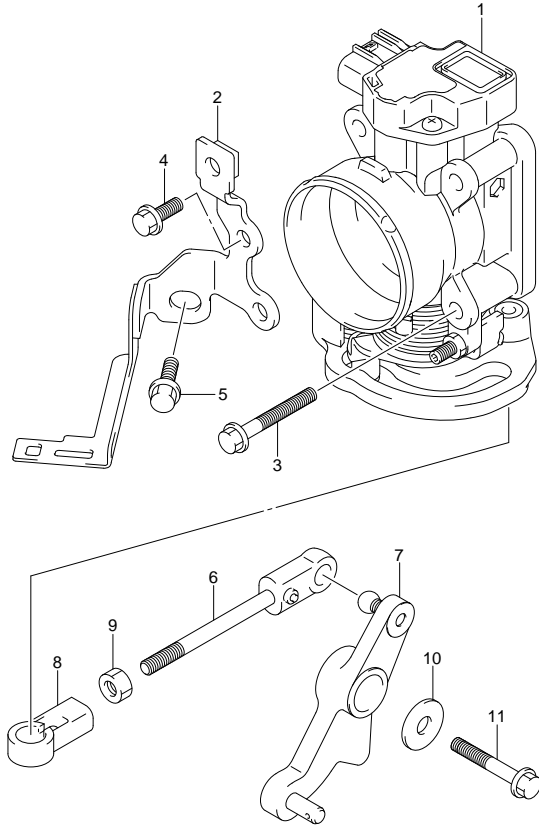


FIG. 63 (1-F-9) THROTTLE BODY (DF40A E1)

REF NO.	PART NO.	DESCRIPTION	Q'TY	REMARKS
1	13300-88L00	BODY ASSY, THROTTLE	1	
2	13315-88L00	BRACKET, THROTTLE BODY	1	
3	01550-06457	BOLT	4	
4	01550-06167	BOLT	2	
5	01550-08207	BOLT	1	
6	13510-88L00	ROD, THROTTLE	1	
7	19120-88L00	LEVER, THROTTLE	1	
8	19131-95502	CONNECTOR, THROTTLE ROD	1	
9	09140-05005	NUT	1	
10	09160-06047	WASHER (6.5X20X2)	1	
11	01550-06407	BOLT	1	

FIG.64

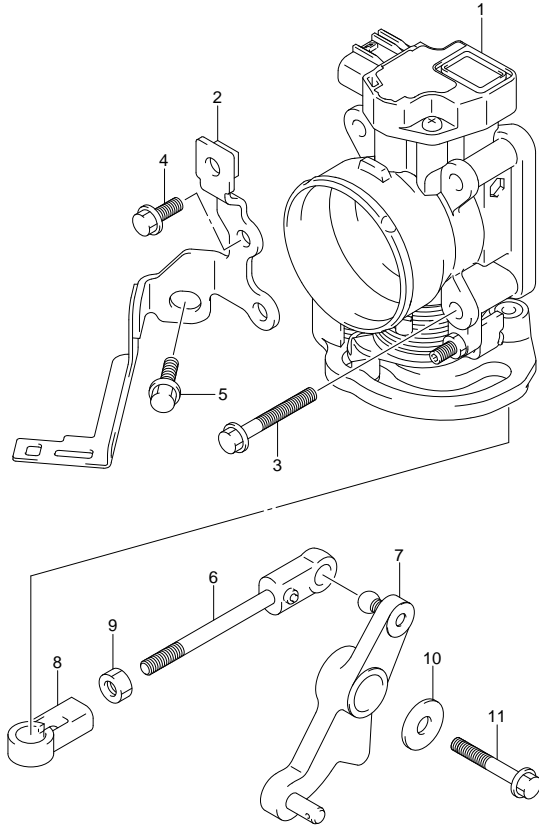


FIG. 64 (1-F-10) THROTTLE BODY (DF40AQH E1)

REF NO.	PART NO.	DESCRIPTION	Q' TY	REMARKS
1	13300-88L00	BODY ASSY, THROTTLE	1	
2	13315-88L00	BRACKET, THROTTLE BODY	1	
3	01550-06457	BOLT	4	
4	01550-06167	BOLT	2	
5	01550-08207	BOLT	1	
6	13510-88L00	ROD, THROTTLE	1	
7	19120-88L10	LEVER, THROTTLE	1	
8	19131-95502	CONNECTOR, THROTTLE ROD	1	
9	09140-05005	NUT	1	
10	09160-06047	WASHER (6.5X20X2)	1	
11	01550-06407	BOLT	1	

FIG.65

FIG.65 (1-F-11) THROTTLE BODY (DF40AST E34)

REF NO.	PART NO.	DESCRIPTION	Q'TY	REMARKS
1	13300-88L00	BODY ASSY, THROTTLE	1	
2	13315-88L00	BRACKET, THROTTLE BODY	1	
3	01550-06457	BOLT	4	
4	01550-06167	BOLT	2	
5	01550-08207	BOLT	1	
6	13510-88L00	ROD, THROTTLE	1	
7	19120-88L00	LEVER, THROTTLE	1	
8	19131-95502	CONNECTOR, THROTTLE ROD	1	
9	09140-05005	NUT	1	
10	09160-06047	WASHER (6.5X20X2)	1	
11	01550-06407	BOLT	1	
12	13815-88L00	RESTRICTOR, INTAKE	1	

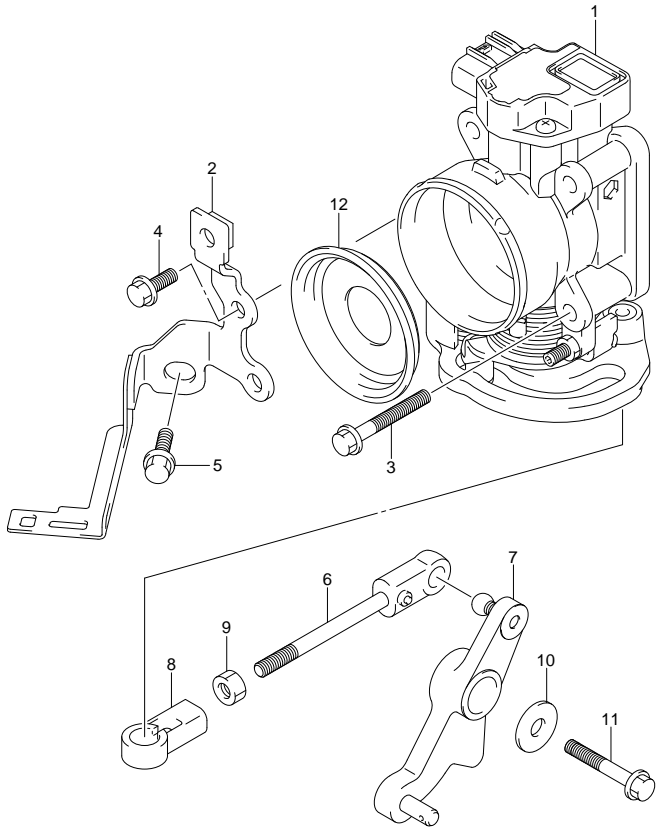


FIG.66

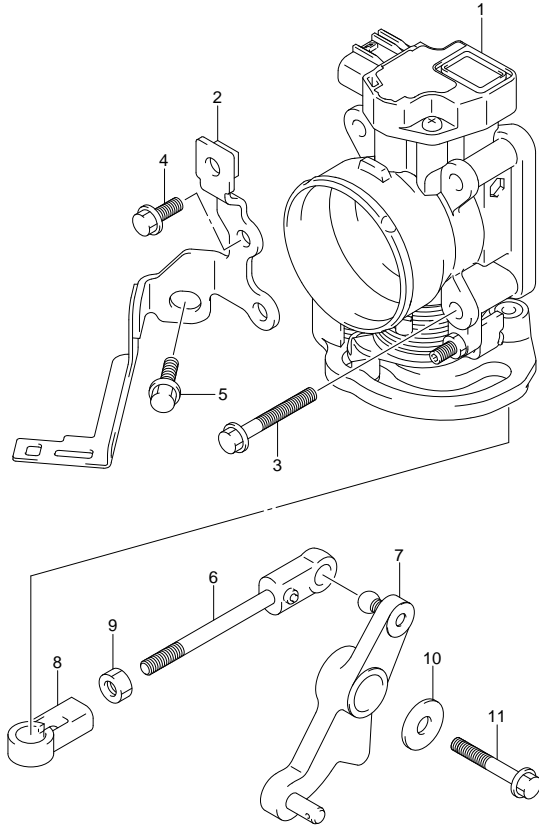


FIG.66 (1-F-12) THROTTLE BODY (DF50A E1)

REF NO.	PART NO.	DESCRIPTION	Q'TY	REMARKS
1	13300-88L00	BODY ASSY, THROTTLE	1	
2	13315-88L00	BRACKET, THROTTLE BODY	1	
3	01550-06457	BOLT	4	
4	01550-06167	BOLT	2	
5	01550-08207	BOLT	1	
6	13510-88L00	ROD, THROTTLE	1	
7	19120-88L00	LEVER, THROTTLE	1	
8	19131-95502	CONNECTOR, THROTTLE ROD	1	
9	09140-05005	NUT	1	
10	09160-06047	WASHER (6.5X20X2)	1	
11	01550-06407	BOLT	1	

FIG.67

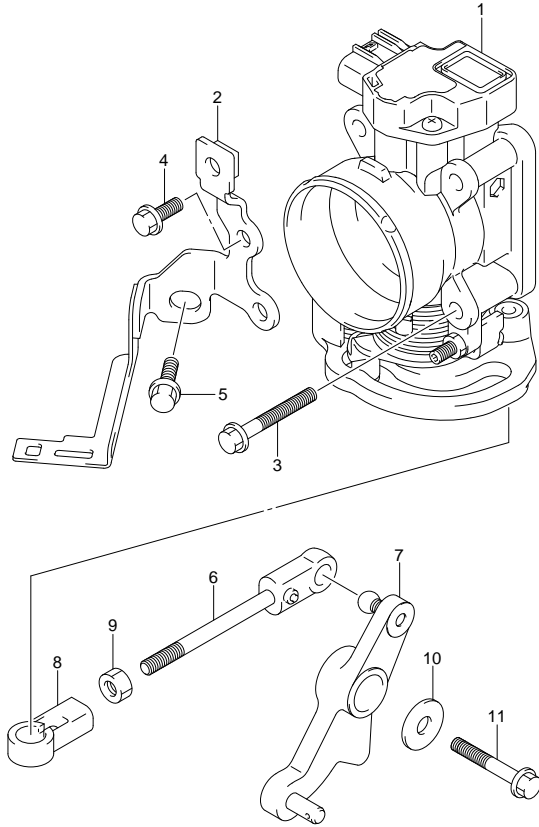


FIG. 67 (1-F-13) THROTTLE BODY (DF50ATH E1)

REF NO.	PART NO.	DESCRIPTION	Q' TY	REMARKS
1	13300-88L00	BODY ASSY, THROTTLE	1	
2	13315-88L00	BRACKET, THROTTLE BODY	1	
3	01550-06457	BOLT	4	
4	01550-06167	BOLT	2	
5	01550-08207	BOLT	1	
6	13510-88L00	ROD, THROTTLE	1	
7	19120-88L10	LEVER, THROTTLE	1	
8	19131-95502	CONNECTOR, THROTTLE ROD	1	
9	09140-05005	NUT	1	
10	09160-06047	WASHER (6.5X20X2)	1	
11	01550-06407	BOLT	1	



FIG.68

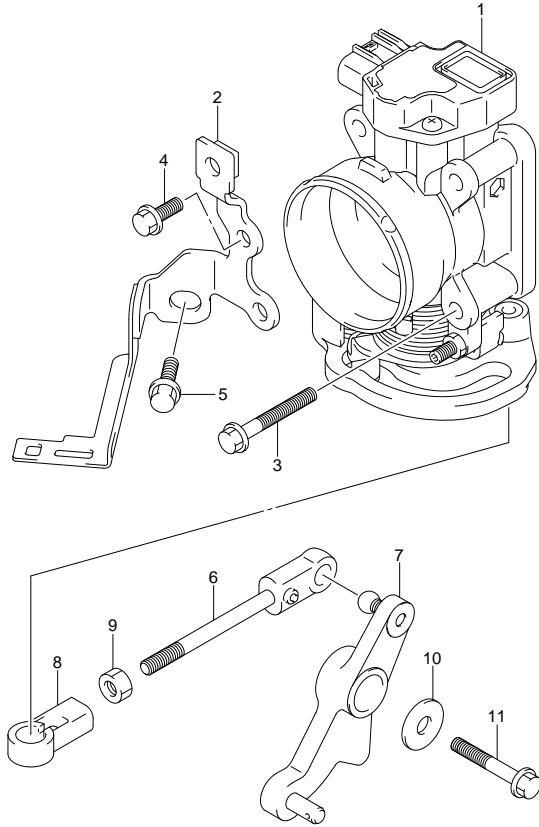


FIG. 68 (1-F-14) THROTTLE BODY (DF60A E1)

REF NO.	PART NO.	DESCRIPTION	Q'TY	REMARKS
1	13300-88L00	BODY ASSY, THROTTLE	1	
2	13315-88L00	BRACKET, THROTTLE BODY	1	
3	01550-06457	BOLT	4	
4	01550-06167	BOLT	2	
5	01550-08207	BOLT	1	
6	13510-88L00	ROD, THROTTLE	1	
7	19120-88L00	LEVER, THROTTLE	1	
8	19131-95502	CONNECTOR, THROTTLE ROD	1	
9	09140-05005	NUT	1	
10	09160-06047	WASHER (6.5X20X2)	1	
11	01550-06407	BOLT	1	

FIG.69

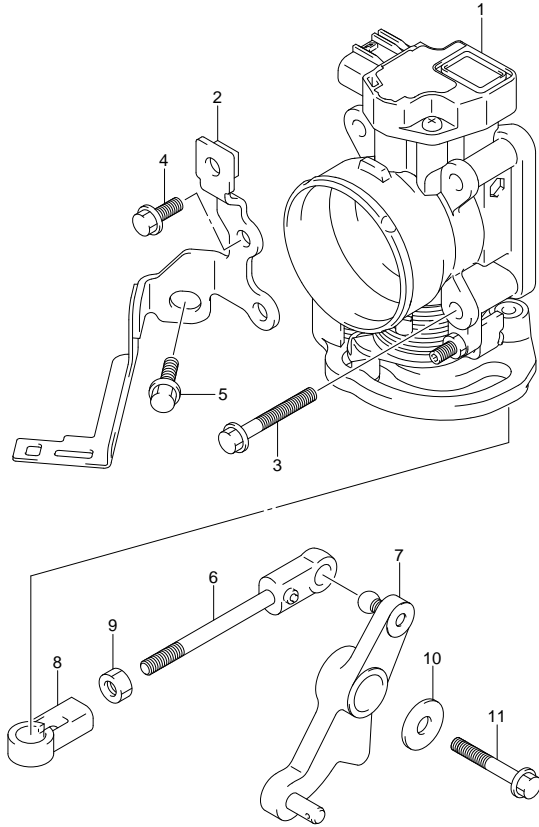


FIG. 69 (1-F-15) THROTTLE BODY (DF60A E40)

REF NO.	PART NO.	DESCRIPTION	Q' TY	REMARKS
1	13300-88L00	BODY ASSY, THROTTLE	1	
2	13315-88L00	BRACKET, THROTTLE BODY	1	
3	01550-06457	BOLT	4	
4	01550-06167	BOLT	2	
5	01550-08207	BOLT	1	
6	13510-88L00	ROD, THROTTLE	1	
7	19120-88L00	LEVER, THROTTLE	1	
8	19131-95502	CONNECTOR, THROTTLE ROD	1	
9	09140-05005	NUT	1	
10	09160-06047	WASHER (6.5X20X2)	1	
11	01550-06407	BOLT	1	

FIG.70

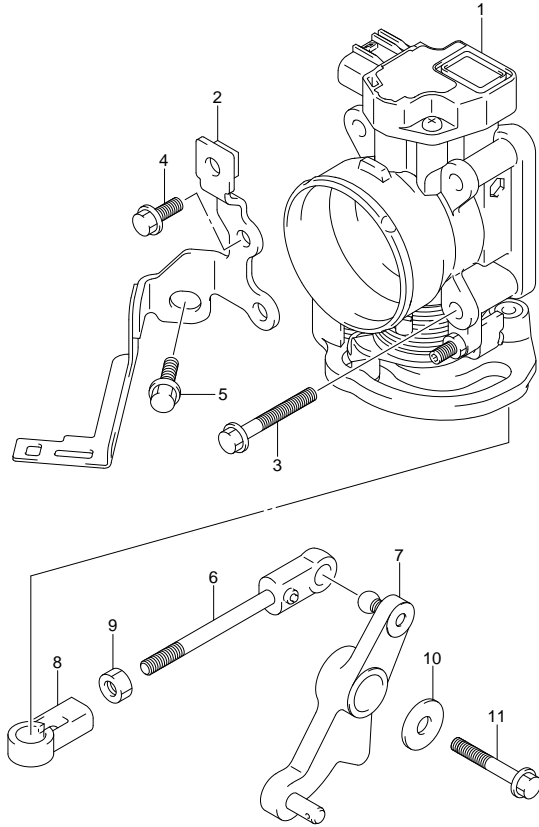


FIG.70 (1-G-2) THROTTLE BODY (DF60AQH E1)

REF NO.	PART NO.	DESCRIPTION	Q'TY	REMARKS
1	13300-88L00	BODY ASSY, THROTTLE	1	
2	13315-88L00	BRACKET, THROTTLE BODY	1	
3	01550-06457	BOLT	4	
4	01550-06167	BOLT	2	
5	01550-08207	BOLT	1	
6	13510-88L00	ROD, THROTTLE	1	
7	19120-88L10	LEVER, THROTTLE	1	
8	19131-95502	CONNECTOR, THROTTLE ROD	1	
9	09140-05005	NUT	1	
10	09160-06047	WASHER (6.5X20X2)	1	
11	01550-06407	BOLT	1	

FIG.71

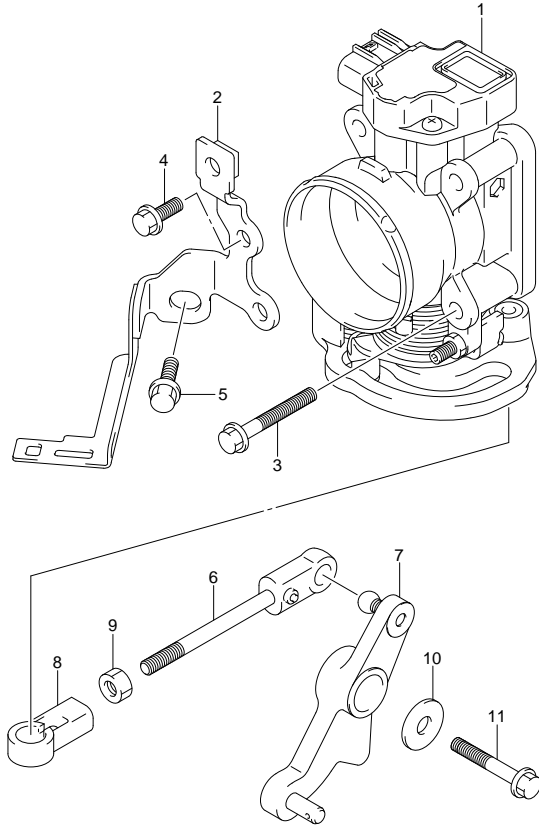


FIG.71 (1-G-3) THROTTLE BODY (DF60AQH E40)

REF NO.	PART NO.	DESCRIPTION	Q'TY	REMARKS
1	13300-88L00	BODY ASSY, THROTTLE	1	
2	13315-88L00	BRACKET, THROTTLE BODY	1	
3	01550-06457	BOLT	4	
4	01550-06167	BOLT	2	
5	01550-08207	BOLT	1	
6	13510-88L00	ROD, THROTTLE	1	
7	19120-88L10	LEVER, THROTTLE	1	
8	19131-95502	CONNECTOR, THROTTLE ROD	1	
9	09140-05005	NUT	1	
10	09160-06047	WASHER (6.5X20X2)	1	
11	01550-06407	BOLT	1	



FIG.72

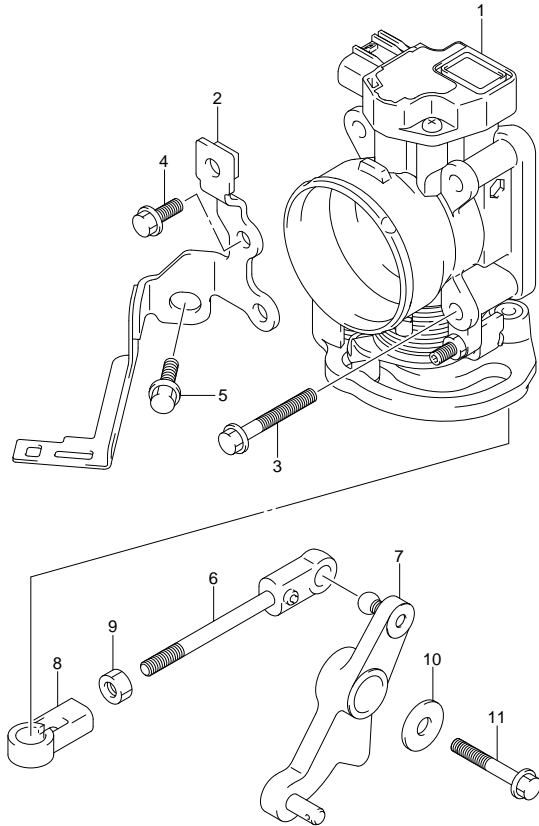


FIG.72 (1-G-4) THROTTLE BODY (DF60ATH E1)

REF NO.	PART NO.	DESCRIPTION	Q'TY	REMARKS
1	13300-88L00	BODY ASSY, THROTTLE	1	
2	13315-88L00	BRACKET, THROTTLE BODY	1	
3	01550-06457	BOLT	4	
4	01550-06167	BOLT	2	
5	01550-08207	BOLT	1	
6	13510-88L00	ROD, THROTTLE	1	
7	19120-88L10	LEVER, THROTTLE	1	
8	19131-95502	CONNECTOR, THROTTLE ROD	1	
9	09140-05005	NUT	1	
10	09160-06047	WASHER (6.5X20X2)	1	
11	01550-06407	BOLT	1	

FIG.73

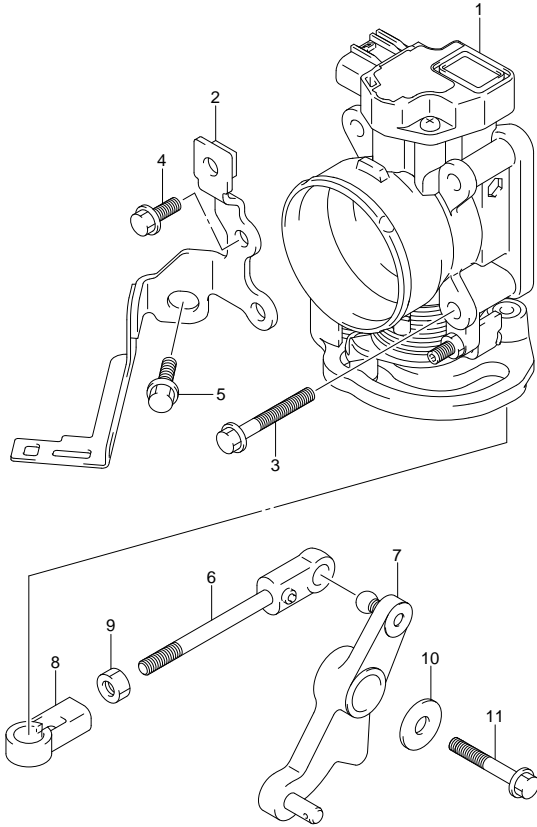


FIG.73 (1-G-5) THROTTLE BODY (DF60ATH E40)

REF NO.	PART NO.	DESCRIPTION	Q'TY	REMARKS
1	13300-88L00	BODY ASSY, THROTTLE	1	
2	13315-88L00	BRACKET, THROTTLE BODY	1	
3	01550-06457	BOLT	4	
4	01550-06167	BOLT	2	
5	01550-08207	BOLT	1	
6	13510-88L00	ROD, THROTTLE	1	
7	19120-88L10	LEVER, THROTTLE	1	
8	19131-95502	CONNECTOR, THROTTLE ROD	1	
9	09140-05005	NUT	1	
10	09160-06047	WASHER (6.5X20X2)	1	
11	01550-06407	BOLT	1	

FIG.74

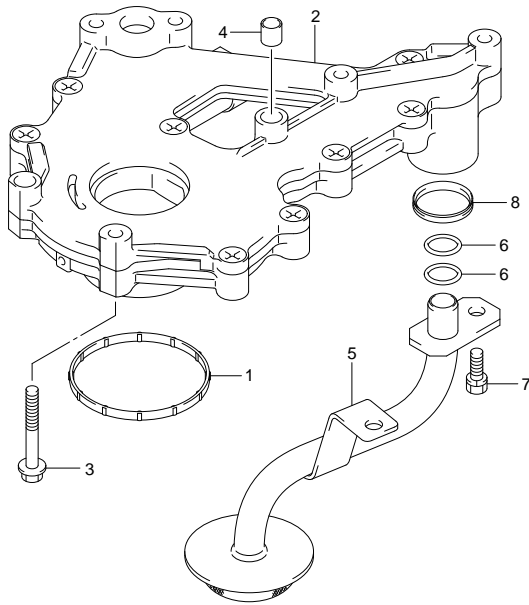
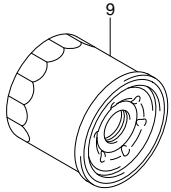


FIG.74 (1-G-6) OIL PUMP

REF NO.	PART NO.	DESCRIPTION	Q' TY	REMARKS
1	11433-88L00	GASKET, UNDER OIL SEAL	1	
2	16400-88L00	PUMP ASSY, OIL	1	
3	01547-0640A	BOLT	7	
4	04211-09109	PIN	2	
5	16520-88L00	STRAINER, OIL PUMP	1	
6	09280-12008	O RING (D:2.4,ID:12.3)	2	
7	01570-0616A	BOLT	2	
8	16519-87L00	SEAL, ENGINE HOLDER	1	
9	16510-87J00	FILTER ASSY, OIL	1	



FIG.75

FIG.75 (1-G-7) OIL PAN

REF NO.	PART NO.	DESCRIPTION	Q' TY	REMARKS
1	11489-88L00	GASKET, OIL PAN	1	
2	11501-88L00-0EP	PAN, OIL (BLACK)	1	
3	09116-08128	BOLT (8X40)	6	
4	09168-12012	GASKET (12.5X20X2.5)	1	
5	09248-12009	PLUG	1	OIL DRAIN
6	11551-88L00-0EP	COVER, WATER JACKET OIL PAN (BLACK)	1	
7	11552-88L00	GASKET, OIL PAN WTR JKT COV	1	
8	09116-06121	BOLT (6X25)	4	
9	17913-93J00	PLUG, WATER	1	
10	17914-93J00	GASKET, WATER PLUG	1	
11	11543-88L00	SILENCER, EXHAUST	1	
12	43112-99E00	PIPE, EXHAUST	1	
13	09116-10124	BOLT (10X150)	6	
14	16910-88L00	GAUGE, OIL LEVEL	1	
15	16930-88L00	GUIDE, OIL LEVEL GAUGE	1	
16	09280-09008	O RING (D:2.1,ID:8.8)	1	
17	01550-06127	BOLT	1	

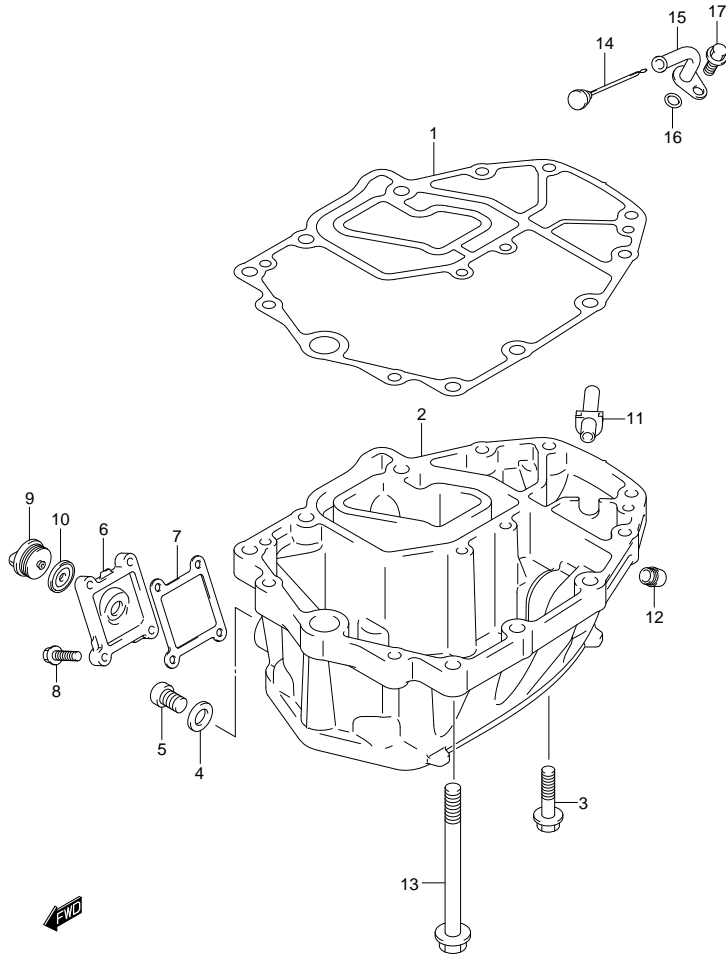


FIG.76

FIG.76 (1-8) CLUTCH SHAFT (DF40A E1)

REF NO.	PART NO.	DESCRIPTION	Q'TY	REMARKS
1	21126-88L00	HOLDER, CLUTCH SHAFT	1	
2	21151-88L00	HOLDER, CLUTCH LEVER	1	
3	01550-06167	BOLT	2	
4	01550-06307	BOLT	2	
5	21210-88L00	SHAFT, CLUTCH	1	
6-1	23111-88L00	ROD, CLUTCH (S)	1	W/TRANSOM(S)
6-2	23111-88L10	ROD, CLUTCH (L)	1	W/TRANSOM(L)
7	29141-93J00	NUT, CLUTCH ROD	1	
8	23115-88L00	LINK, CLUTCH LEVER	1	
9	23210-88L00	LEVER, CLUTCH CONTROL	1	
10	09160-06055	WASHER (7X12X1)	2	
11	09385-06012	CLIP	2	
12	23213-89J01	SPRING, NOTCH PLATE NO.1	1	
13	23214-89J00	SPRING, NOTCH PLATE NO.2	1	
14	01550-06127	BOLT	1	
15	23311-95J00	TURNBUCKLE, CLUTCH ROD	1	
16	67341-88L01	HOLDER, REMOCON CABLE	1	
17	01550-06167	BOLT	2	
18	67343-88L01	STOPPER, REMOCON CABLE	1	
19	09352-70103-600	HOSE (7X10.2X600)	2	L:600->14
20	01570-06167	BOLT	1	

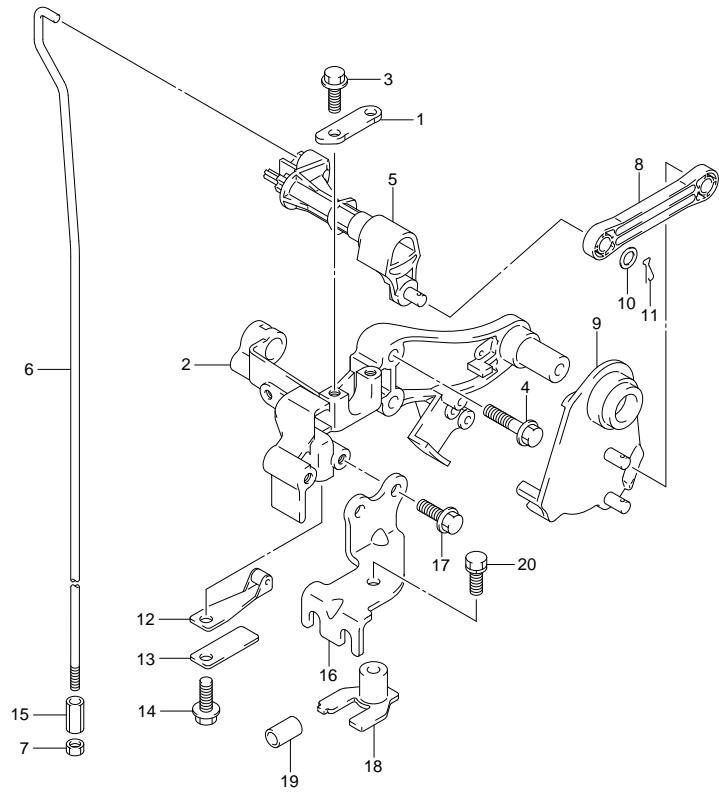


FIG.77

FIG.77 (1-G-9) CLUTCH SHAFT (DF40AQH E1)

REF NO.	PART NO.	DESCRIPTION	Q'TY	REMARKS
1	21126-88L00	HOLDER, CLUTCH SHAFT	1	
2	21151-88L00	HOLDER, CLUTCH LEVER	1	
3	01550-06167	BOLT	2	
4	01550-06307	BOLT	2	
5	21210-88L00	SHAFT, CLUTCH	1	
6	23111-88L10	ROD, CLUTCH (L)	1	W/TRANSOM(L)
7	29141-93J00	NUT, CLUTCH ROD	1	
8	23115-88L00	LINK, CLUTCH LEVER	1	
9	23210-88L00	LEVER, CLUTCH CONTROL	1	
10	09160-06055	WASHER (7X12X1)	2	
11	09385-06012	CLIP	2	
12	23213-89J01	SPRING, NOTCH PLATE NO.1	1	
13	23214-89J00	SPRING, NOTCH PLATE NO.2	1	
14	01550-06127	BOLT	1	
15	23311-95J00	TURNBUCKLE, CLUTCH ROD	1	
16	67341-88L01	HOLDER, REMOCON CABLE	1	
17	01550-06167	BOLT	2	
18	67343-88L01	STOPPER, REMOCON CABLE	1	
19	09352-70103-600	HOSE (7X10.2X600)	2	L:600->14
20	01570-06167	BOLT	1	

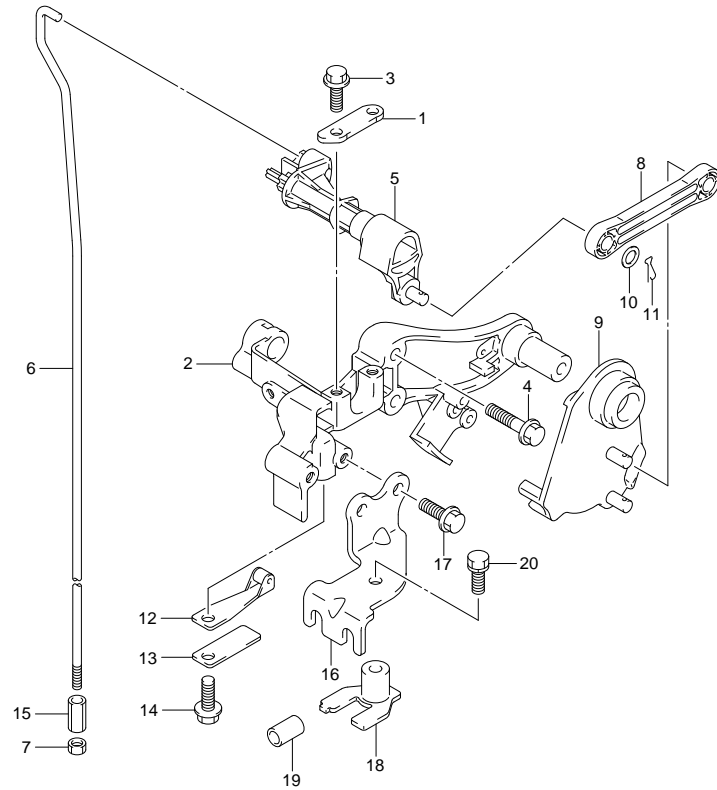


FIG.78

FIG.78 (1-G-10) CLUTCH SHAFT (DF40AST E34)

REF NO.	PART NO.	DESCRIPTION	Q'TY	REMARKS
1	21126-88L00	HOLDER, CLUTCH SHAFT	1	
2	21151-88L00	HOLDER, CLUTCH LEVER	1	
3	01550-06167	BOLT	2	
4	01550-06307	BOLT	2	
5	21210-88L00	SHAFT, CLUTCH	1	
6-1	23111-88L00	ROD, CLUTCH (S)	1	W/TRANSOM(S)
6-2	23111-88L10	ROD, CLUTCH (L)	1	W/TRANSOM(L)
7	29141-93J00	NUT, CLUTCH ROD	1	
8	23115-88L00	LINK, CLUTCH LEVER	1	
9	23210-88L00	LEVER, CLUTCH CONTROL	1	
10	09160-06055	WASHER (7X12X1)	2	
11	09385-06012	CLIP	2	
12	23213-89J01	SPRING, NOTCH PLATE NO.1	1	
13	23214-89J00	SPRING, NOTCH PLATE NO.2	1	
14	01550-06127	BOLT	1	
15	23311-95J00	TURNBUCKLE, CLUTCH ROD	1	
16	67341-88L01	HOLDER, REMOCON CABLE	1	
17	01550-06167	BOLT	2	
18	67343-88L01	STOPPER, REMOCON CABLE	1	
19	09352-70103-600	HOSE (7X10.2X600)	2	L:600->14
20	01570-06167	BOLT	1	

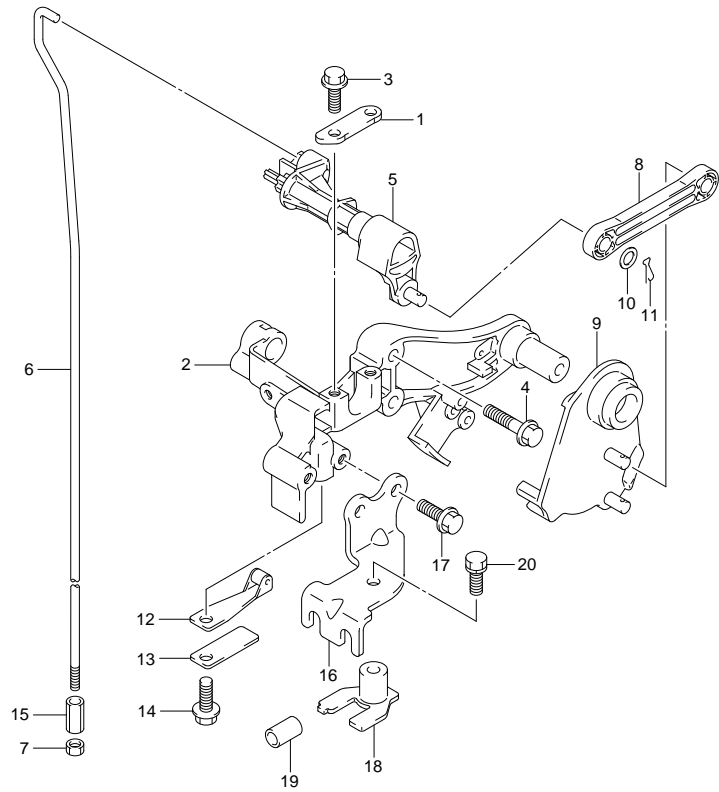


FIG.79

FIG.79 (1-G-11) CLUTCH SHAFT (DF50A E1)

REF NO.	PART NO.	DESCRIPTION	Q'TY	REMARKS
1	21126-88L00	HOLDER, CLUTCH SHAFT	1	
2	21151-88L00	HOLDER, CLUTCH LEVER	1	
3	01550-06167	BOLT	2	
4	01550-06307	BOLT	2	
5	21210-88L00	SHAFT, CLUTCH	1	
6-1	23111-88L00	ROD, CLUTCH (S)	1	W/TRANSOM(S)
6-2	23111-88L10	ROD, CLUTCH (L)	1	W/TRANSOM(L)
7	29141-93J00	NUT, CLUTCH ROD	1	
8	23115-88L00	LINK, CLUTCH LEVER	1	
9	23210-88L00	LEVER, CLUTCH CONTROL	1	
10	09160-06055	WASHER (7X12X1)	2	
11	09385-06012	CLIP	2	
12	23213-89J01	SPRING, NOTCH PLATE NO.1	1	
13	23214-89J00	SPRING, NOTCH PLATE NO.2	1	
14	01550-06127	BOLT	1	
15	23311-95J00	TURNBUCKLE, CLUTCH ROD	1	
16	67341-88L01	HOLDER, REMOCON CABLE	1	
17	01550-06167	BOLT	2	
18	67343-88L01	STOPPER, REMOCON CABLE	1	
19	09352-70103-600	HOSE (7X10.2X600)	2	L:600->14
20	01570-06167	BOLT	1	

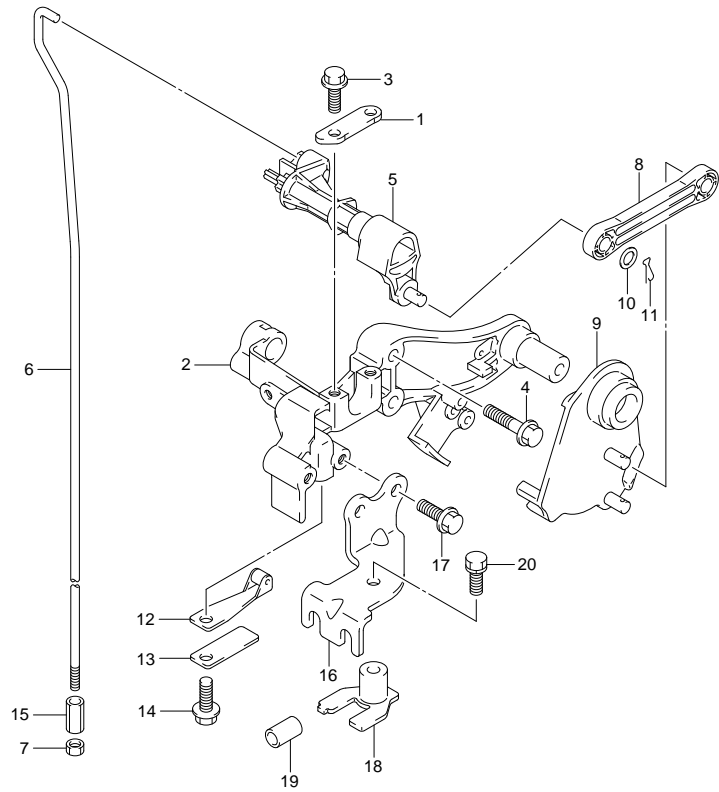


FIG.80

FIG. 80 (1-G-12) CLUTCH SHAFT (DF50ATH E1)

REF NO.	PART NO.	DESCRIPTION	Q'TY	REMARKS
1	21126-88L00	HOLDER, CLUTCH SHAFT	1	
2	21151-88L00	HOLDER, CLUTCH LEVER	1	
3	01550-06167	BOLT	2	
4	01550-06307	BOLT	2	
5	21210-88L00	SHAFT, CLUTCH	1	
6	23111-88L10	ROD, CLUTCH (L)	1	
7	29141-93J00	NUT, CLUTCH ROD	1	
8	23115-88L00	LINK, CLUTCH LEVER	1	
9	23210-88L00	LEVER, CLUTCH CONTROL	1	
10	09160-06055	WASHER (7X12X1)	2	
11	09385-06012	CLIP	2	
12	23213-89J01	SPRING, NOTCH PLATE NO.1	1	
13	23214-89J00	SPRING, NOTCH PLATE NO.2	1	
14	01550-06127	BOLT	1	
15	23311-95J00	TURNBUCKLE, CLUTCH ROD	1	
16	67341-88L01	HOLDER, REMOCON CABLE	1	
17	01550-06167	BOLT	2	
18	67343-88L01	STOPPER, REMOCON CABLE	1	
19	09352-70103-600	HOSE (7X10.2X600)	2	L:600->14
20	01570-06167	BOLT	1	

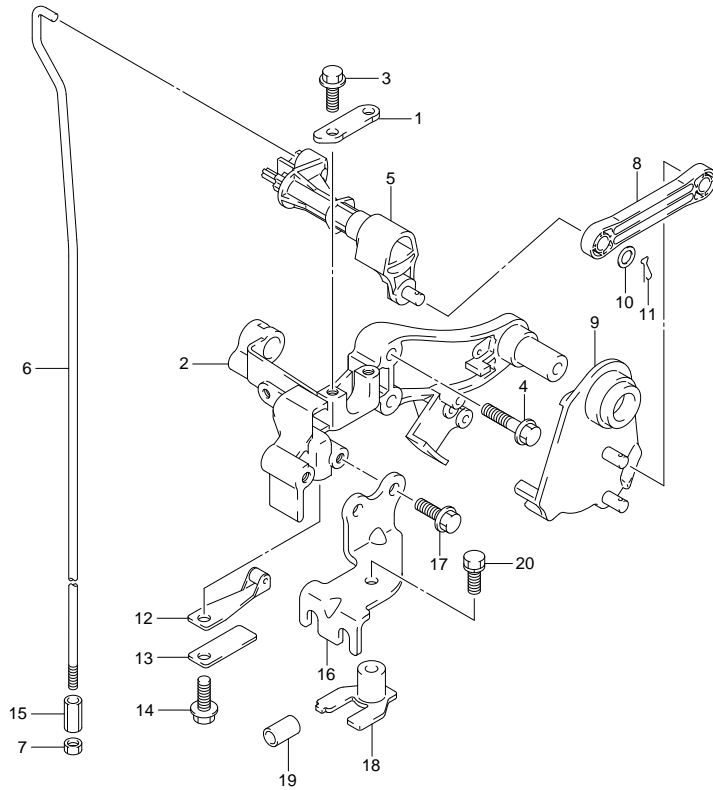


FIG.81

FIG. 81 (1-G-13) CLUTCH SHAFT (DF60A E1)

REF NO.	PART NO.	DESCRIPTION	Q'TY	REMARKS
1	21126-88L00	HOLDER, CLUTCH SHAFT	1	
2	21151-88L00	HOLDER, CLUTCH LEVER	1	
3	01550-06167	BOLT	2	
4	01550-06307	BOLT	2	
5	21210-88L00	SHAFT, CLUTCH	1	
6-1	23111-88L00	ROD, CLUTCH (S)	1	W/TRANSOM(S)
6-2	23111-88L10	ROD, CLUTCH (L)	1	W/TRANSOM(L)
6-3	23111-88L10	ROD, CLUTCH (L)	1	W/TRANSOM(X)
7	29141-93J00	NUT, CLUTCH ROD	1	
8	23115-88L00	LINK, CLUTCH LEVER	1	
9	23210-88L00	LEVER, CLUTCH CONTROL	1	
10	09160-06055	WASHER (7X12X1)	2	
11	09385-06012	CLIP	2	
12	23213-89J01	SPRING, NOTCH PLATE NO.1	1	
13	23214-89J00	SPRING, NOTCH PLATE NO.2	1	
14	01550-06127	BOLT	1	
15	23311-95J00	TURNBUCKLE, CLUTCH ROD	1	
16	67341-88L01	HOLDER, REMOCON CABLE	1	
17	01550-06167	BOLT	2	
18	67343-88L01	STOPPER, REMOCON CABLE	1	
19	09352-70103-600	HOSE (7X10.2X600)	2	L:600->14
20	01570-06167	BOLT	1	

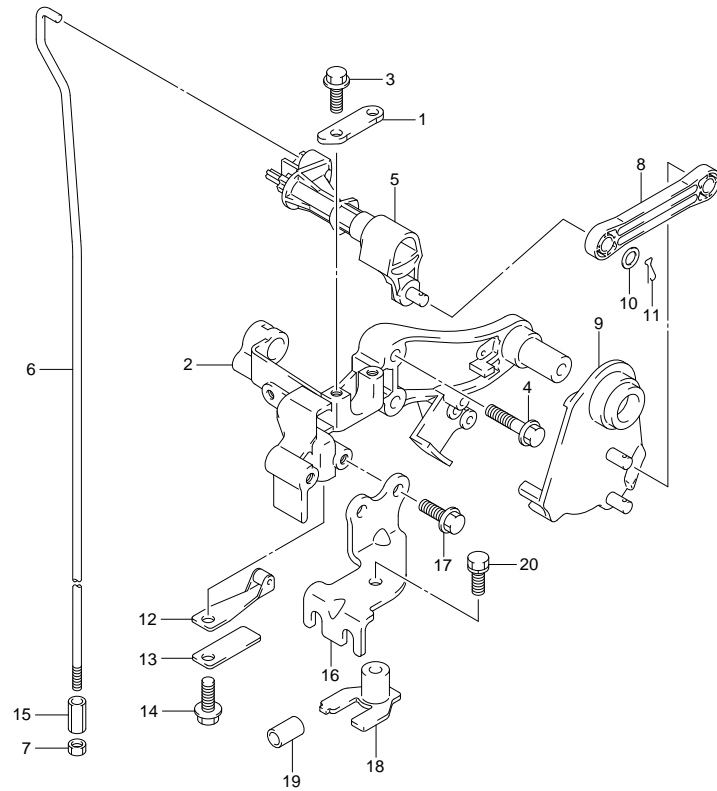


FIG.82

FIG.82 (1-G-14) CLUTCH SHAFT (DF60A E40)

REF NO.	PART NO.	DESCRIPTION	Q'TY	REMARKS
1	21126-88L00	HOLDER, CLUTCH SHAFT	1	
2	21151-88L00	HOLDER, CLUTCH LEVER	1	
3	01550-06167	BOLT	2	
4	01550-06307	BOLT	2	
5	21210-88L00	SHAFT, CLUTCH	1	
6-1	23111-88L10	ROD, CLUTCH (L)	1	W/TRANSOM(L)
6-2	23111-88L10	ROD, CLUTCH (L)	1	W/TRANSOM(X)
7	29141-93J00	NUT, CLUTCH ROD	1	
8	23115-88L00	LINK, CLUTCH LEVER	1	
9	23210-88L00	LEVER, CLUTCH CONTROL	1	
10	09160-06055	WASHER (7X12X1)	2	
11	09385-06012	CLIP	2	
12	23213-89J01	SPRING, NOTCH PLATE NO.1	1	
13	23214-89J00	SPRING, NOTCH PLATE NO.2	1	
14	01550-06127	BOLT	1	
15	23311-95J00	TURNBUCKLE, CLUTCH ROD	1	
16	67341-88L01	HOLDER, REMOCON CABLE	1	
17	01550-06167	BOLT	2	
18	67343-88L01	STOPPER, REMOCON CABLE	1	
19	09352-70103-600	HOSE (7X10.2X600)	2	L:600->14
20	01570-06167	BOLT	1	

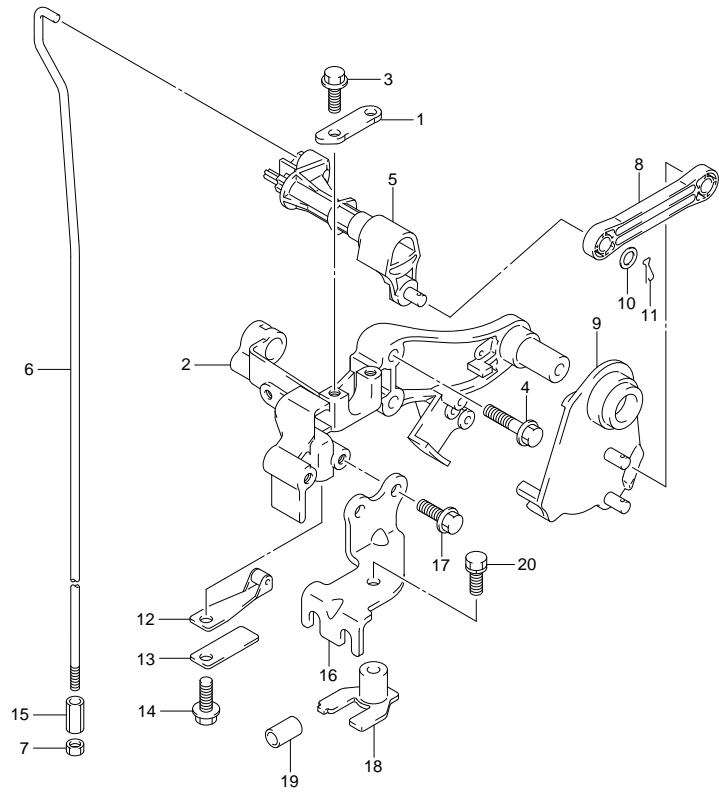


FIG.83

FIG.83 (1-G-15) CLUTCH SHAFT (DF60AQH E1)

REF NO.	PART NO.	DESCRIPTION	Q'TY	REMARKS
1	21126-88L00	HOLDER, CLUTCH SHAFT	1	
2	21151-88L00	HOLDER, CLUTCH LEVER	1	
3	01550-06167	BOLT	2	
4	01550-06307	BOLT	2	
5	21210-88L00	SHAFT, CLUTCH	1	
6-1	23111-88L10	ROD, CLUTCH (L)	1	W/TRANSOM(L)
6-2	23111-88L10	ROD, CLUTCH (L)	1	W/TRANSOM(X)
7	29141-93J00	NUT, CLUTCH ROD	1	
8	23115-88L00	LINK, CLUTCH LEVER	1	
9	23210-88L00	LEVER, CLUTCH CONTROL	1	
10	09160-06055	WASHER (7X12X1)	2	
11	09385-06012	CLIP	2	
12	23213-89J01	SPRING, NOTCH PLATE NO.1	1	
13	23214-89J00	SPRING, NOTCH PLATE NO.2	1	
14	01550-06127	BOLT	1	
15	23311-95J00	TURNBUCKLE, CLUTCH ROD	1	
16	67341-88L01	HOLDER, REMOCON CABLE	1	
17	01550-06167	BOLT	2	
18	67343-88L01	STOPPER, REMOCON CABLE	1	
19	09352-70103-600	HOSE (7X10.2X600)	2	L:600->14
20	01570-06167	BOLT	1	

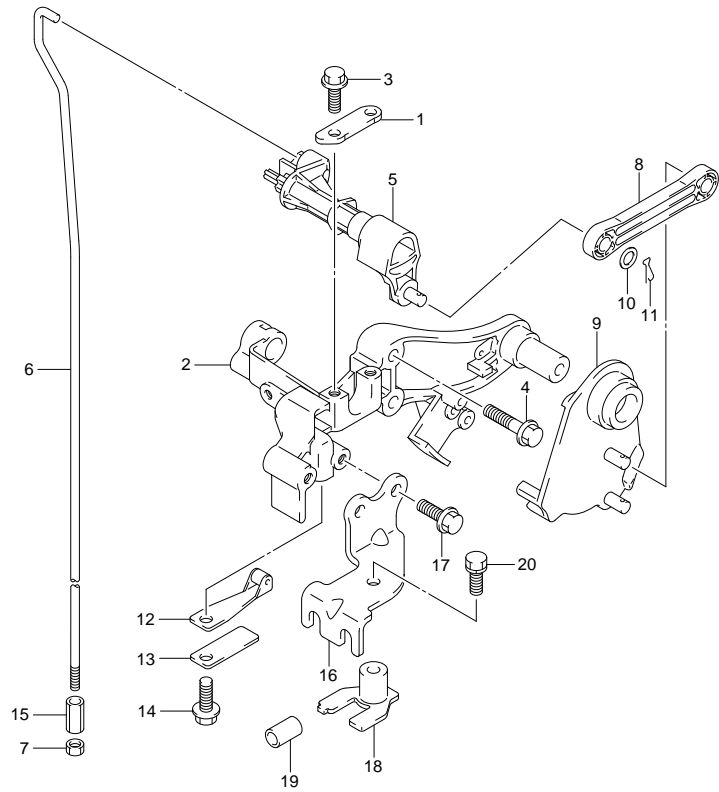
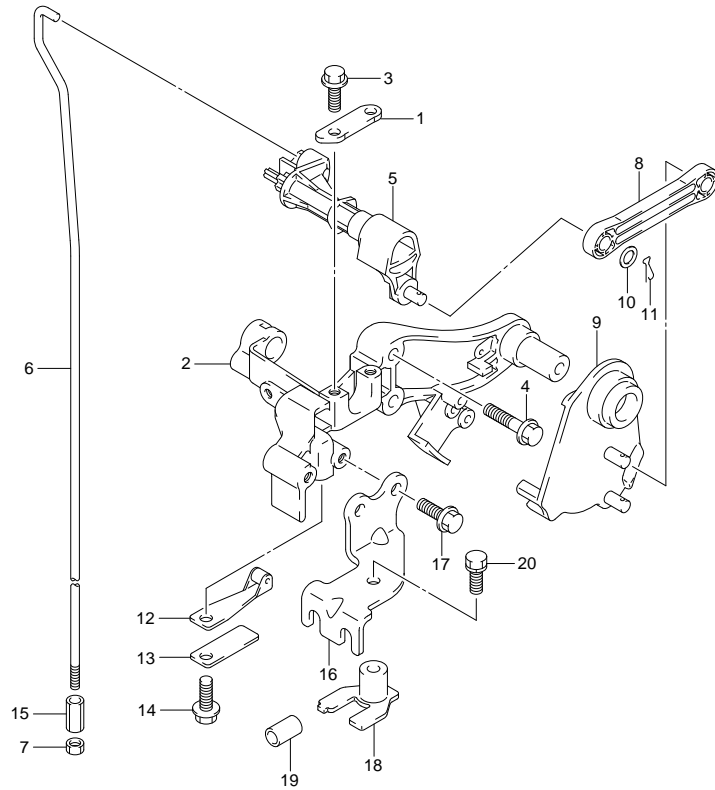


FIG.84

FIG.84 (1-H-2) CLUTCH SHAFT (DF60AQH E40)



REF NO.	PART NO.	DESCRIPTION	Q'TY	REMARKS
1	21126-88L00	HOLDER, CLUTCH SHAFT	1	
2	21151-88L00	HOLDER, CLUTCH LEVER	1	
3	01550-06167	BOLT	2	
4	01550-06307	BOLT	2	
5	21210-88L00	SHAFT, CLUTCH	1	
6-1	23111-88L10	ROD, CLUTCH (L)	1	W/TRANSOM(L)
6-2	23111-88L10	ROD, CLUTCH (L)	1	W/TRANSOM(X)
7	29141-93J00	NUT, CLUTCH ROD	1	
8	23115-88L00	LINK, CLUTCH LEVER	1	
9	23210-88L00	LEVER, CLUTCH CONTROL	1	
10	09160-06055	WASHER (7X12X1)	2	
11	09385-06012	CLIP	2	
12	23213-89J01	SPRING, NOTCH PLATE NO.1	1	
13	23214-89J00	SPRING, NOTCH PLATE NO.2	1	
14	01550-06127	BOLT	1	
15	23311-95J00	TURNBUCKLE, CLUTCH ROD	1	
16	67341-88L01	HOLDER, REMOCON CABLE	1	
17	01550-06167	BOLT	2	
18	67343-88L01	STOPPER, REMOCON CABLE	1	
19	09352-70103-600	HOSE (7X10.2X600)	2	L:600->14
20	01570-06167	BOLT	1	



FIG.85

FIG. 85 (1-H-3) CLUTCH SHAFT (DF60ATH E1)

REF NO.	PART NO.	DESCRIPTION	Q'TY	REMARKS
1	21126-88L00	HOLDER, CLUTCH SHAFT	1	
2	21151-88L00	HOLDER, CLUTCH LEVER	1	
3	01550-06167	BOLT	2	
4	01550-06307	BOLT	2	
5	21210-88L00	SHAFT, CLUTCH	1	
6-1	23111-88L10	ROD, CLUTCH (L)	1	W/TRANSOM(L)
6-2	23111-88L10	ROD, CLUTCH (L)	1	W/TRANSOM(X)
7	29141-93J00	NUT, CLUTCH ROD	1	
8	23115-88L00	LINK, CLUTCH LEVER	1	
9	23210-88L00	LEVER, CLUTCH CONTROL	1	
10	09160-06055	WASHER (7X12X1)	2	
11	09385-06012	CLIP	2	
12	23213-89J01	SPRING, NOTCH PLATE NO.1	1	
13	23214-89J00	SPRING, NOTCH PLATE NO.2	1	
14	01550-06127	BOLT	1	
15	23311-95J00	TURNBUCKLE, CLUTCH ROD	1	
16	67341-88L01	HOLDER, REMOCON CABLE	1	
17	01550-06167	BOLT	2	
18	67343-88L01	STOPPER, REMOCON CABLE	1	
19	09352-70103-600	HOSE (7X10.2X600)	2	L:600->14
20	01570-06167	BOLT	1	

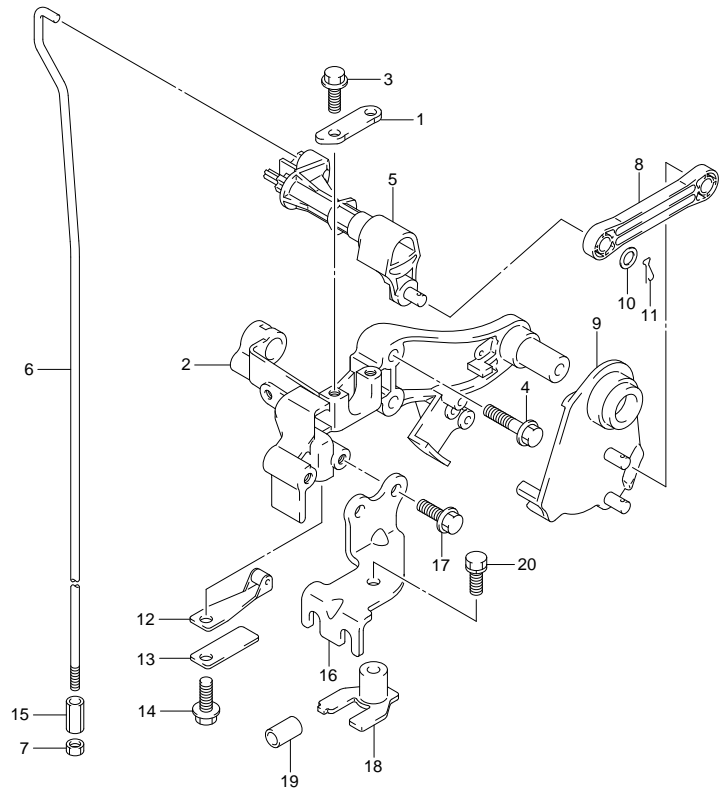
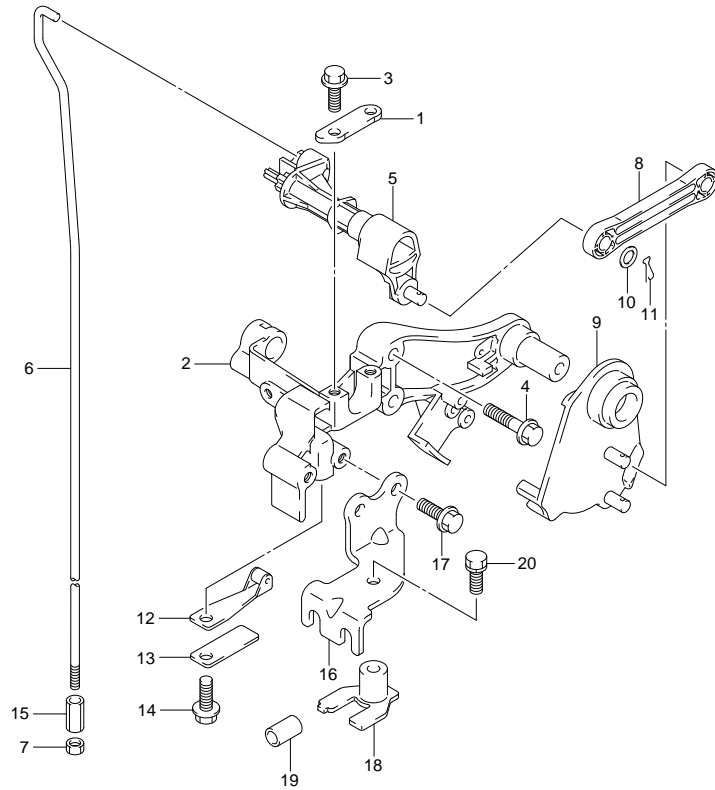


FIG.86

FIG. 86 (1-H-4) CLUTCH SHAFT (DF60ATH F40)



REF NO.	PART NO.	DESCRIPTION	Q'TY	REMARKS
1	21126-88L00	HOLDER, CLUTCH SHAFT	1	
2	21151-88L00	HOLDER, CLUTCH LEVER	1	
3	01550-06167	BOLT	2	
4	01550-06307	BOLT	2	
5	21210-88L00	SHAFT, CLUTCH	1	
6-1	23111-88L10	ROD, CLUTCH (L)	1	W/TRANSOM(L)
6-2	23111-88L10	ROD, CLUTCH (L)	1	W/TRANSOM(X)
7	29141-93J00	NUT, CLUTCH ROD	1	
8	23115-88L00	LINK, CLUTCH LEVER	1	
9	23210-88L00	LEVER, CLUTCH CONTROL	1	
10	09160-06055	WASHER (7X12X1)	2	
11	09385-06012	CLIP	2	
12	23213-89J01	SPRING, NOTCH PLATE NO.1	1	
13	23214-89J00	SPRING, NOTCH PLATE NO.2	1	
14	01550-06127	BOLT	1	
15	23311-95J00	TURNBUCKLE, CLUTCH ROD	1	
16	67341-88L01	HOLDER, REMOCON CABLE	1	
17	01550-06167	BOLT	2	
18	67343-88L01	STOPPER, REMOCON CABLE	1	
19	09352-70103-600	HOSE (7X10.2X600)	2	L:600->14
20	01570-06167	BOLT	1	



FIG.87

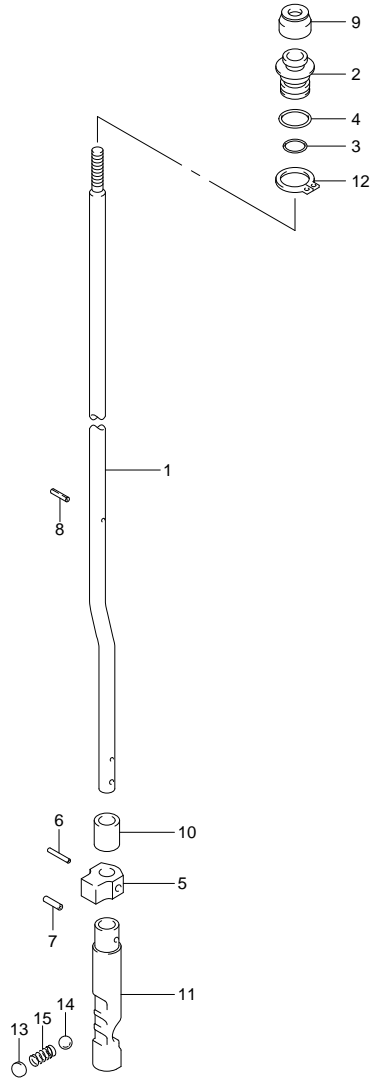


FIG. 87 (1-H-5) CLUTCH ROD (DF40A E1)

REF NO.	PART NO.	DESCRIPTION	Q' TY	REMARKS
1-1	25111-88L00	ROD, SHIFT (S)	1	W/TRANSOM(S)
1-2	25111-88L10	ROD, SHIFT (L)	1	W/TRANSOM(L)
2	25211-87J00	GUIDE, SHIFT ROD	1	
3	09280-08005	O RING (D:1.7,ID:7.7)	1	
4	09280-11001	O RING (D:2.4,ID:10.8)	1	
5	25212-94401	GUIDE, SHIFT ROD LOWER	1	
6	09205-02013	SPRING	1	
7	09205-03021	SPRING	1	
8	09205-02004	SPRING	1	
9	25223-94400	SEAL, SHIFT ROD DUST	1	
10	25232-96302	MAGNET, GEAR CASE	1	
11	25311-88L00	CAM, SHIFT	1	
12	08331-3115A	CIRCLIP	1	
13	21121-93300	PLATE, DETENT SPRING	1	
14	09260-10005	BALL	1	
15	09440-07078	SPRING	1	



FIG.88

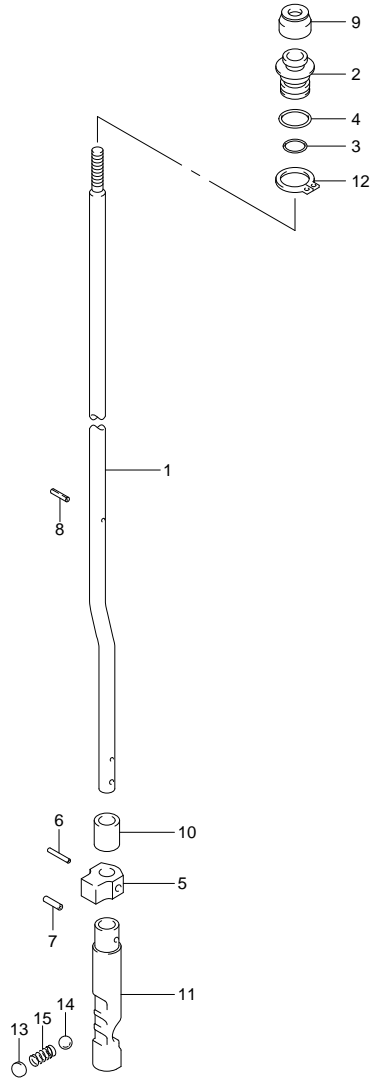


FIG. 88 (1-H-6) CLUTCH ROD (DF40AQH E1)

REF NO.	PART NO.	DESCRIPTION	Q'TY	REMARKS
1	25111-88L10	ROD, SHIFT (L)	1	
2	25211-87J00	GUIDE, SHIFT ROD	1	
3	09280-08005	O RING (D:1.7,ID:7.7)	1	
4	09280-11001	O RING (D:2.4,ID:10.8)	1	
5	25212-94401	GUIDE, SHIFT ROD LOWER	1	
6	09205-02013	SPRING	1	
7	09205-03021	SPRING	1	
8	09205-02004	SPRING	1	
9	25223-94400	SEAL, SHIFT ROD DUST	1	
10	25232-96302	MAGNET, GEAR CASE	1	
11	25311-88L00	CAM, SHIFT	1	
12	08331-3115A	CIRCLIP	1	
13	21121-93300	PLATE, DETENT SPRING	1	
14	09260-10005	BALL	1	
15	09440-07078	SPRING	1	



FIG.89

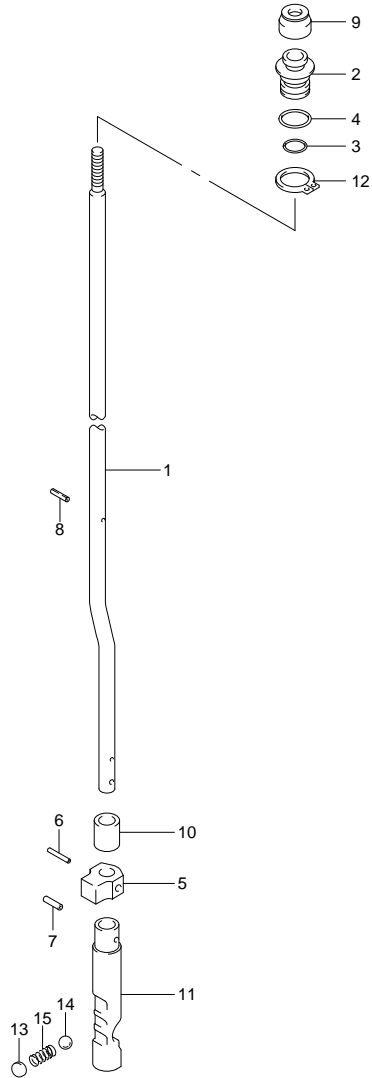


FIG. 89 (1-H-7) CLUTCH ROD (DF40AST E34)

REF NO.	PART NO.	DESCRIPTION	Q'TY	REMARKS
1-1	25111-88L00	ROD, SHIFT (S)	1	W/TRANSOM(S)
1-2	25111-88L10	ROD, SHIFT (L)	1	W/TRANSOM(L)
2	25211-87J00	GUIDE, SHIFT ROD	1	
3	09280-08005	O RING (D:1.7,ID:7.7)	1	
4	09280-11001	O RING (D:2.4,ID:10.8)	1	
5	25212-94401	GUIDE, SHIFT ROD LOWER	1	
6	09205-02013	SPRING	1	
7	09205-03021	SPRING	1	
8	09205-02004	SPRING	1	
9	25223-94400	SEAL, SHIFT ROD DUST	1	
10	25232-96302	MAGNET, GEAR CASE	1	
11	25311-88L00	CAM, SHIFT	1	
12	08331-3115A	CIRCLIP	1	
13	21121-93300	PLATE, DETENT SPRING	1	
14	09260-10005	BALL	1	
15	09440-07078	SPRING	1	

FIG.90

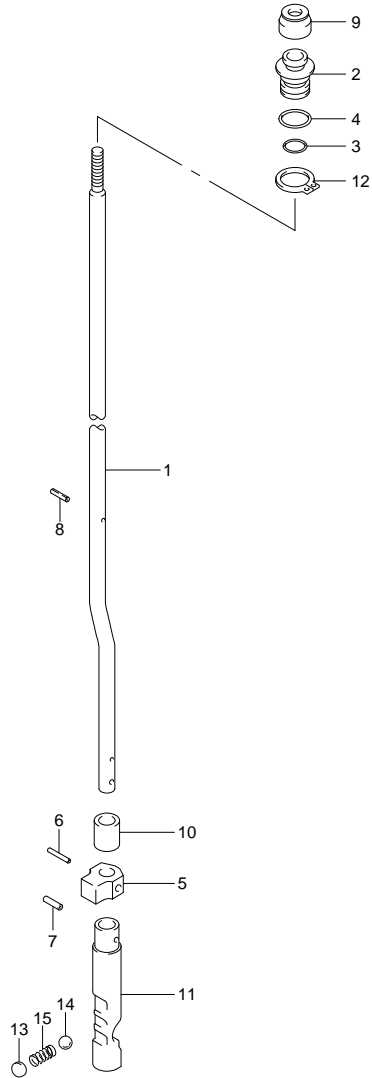


FIG. 90 (1-H-8) CLUTCH ROD (DF50A E1)

REF NO.	PART NO.	DESCRIPTION	Q' TY	REMARKS
1-1	25111-88L00	ROD, SHIFT (S)	1	W/TRANSOM(S)
1-2	25111-88L10	ROD, SHIFT (L)	1	W/TRANSOM(L)
2	25211-87J00	GUIDE, SHIFT ROD	1	
3	09280-08005	O RING (D:1.7,ID:7.7)	1	
4	09280-11001	O RING (D:2.4,ID:10.8)	1	
5	25212-94401	GUIDE, SHIFT ROD LOWER	1	
6	09205-02013	SPRING	1	
7	09205-03021	SPRING	1	
8	09205-02004	SPRING	1	
9	25223-94400	SEAL, SHIFT ROD DUST	1	
10	25232-96302	MAGNET, GEAR CASE	1	
11	25311-88L00	CAM, SHIFT	1	
12	08331-3115A	CIRCLIP	1	
13	21121-93300	PLATE, DETENT SPRING	1	
14	09260-10005	BALL	1	
15	09440-07078	SPRING	1	



FIG.91

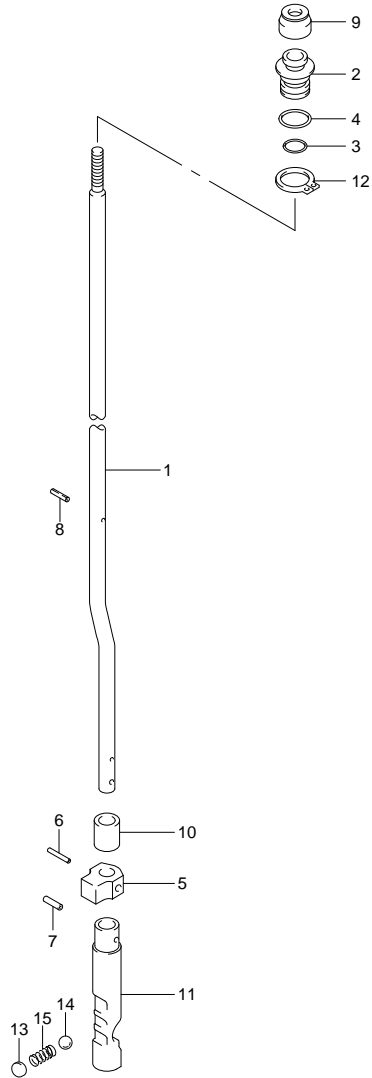


FIG. 91 (1-H-9) CLUTCH ROD (DF50ATH E1)

REF. NO.	PART NO.	DESCRIPTION	Q' TY	REMARKS
1	25111-88L10	ROD, SHIFT (L)	1	
2	25211-87J00	GUIDE, SHIFT ROD	1	
3	09280-08005	O RING (D:1.7,ID:7.7)	1	
4	09280-11001	O RING (D:2.4,ID:10.8)	1	
5	25212-94401	GUIDE, SHIFT ROD LOWER	1	
6	09205-02013	SPRING	1	
7	09205-03021	SPRING	1	
8	09205-02004	SPRING	1	
9	25223-94400	SEAL, SHIFT ROD DUST	1	
10	25232-96302	MAGNET, GEAR CASE	1	
11	25311-88L00	CAM, SHIFT	1	
12	08331-3115A	CIRCLIP	1	
13	21121-93300	PLATE, DETENT SPRING	1	
14	09260-10005	BALL	1	
15	09440-07078	SPRING	1	



FIG.92

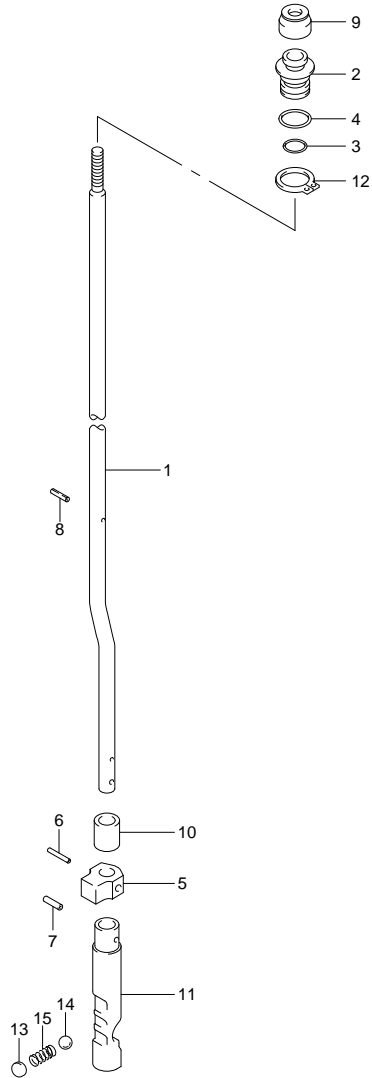


FIG.92 (1-H-10) CLUTCH ROD (DF60A E1)

REF. NO.	PART NO.	DESCRIPTION	Q'TY	REMARKS
1-1	25111-88L00	ROD, SHIFT (S)	1	W/TRANSOM(S)
1-2	25111-88L10	ROD, SHIFT (L)	1	W/TRANSOM(L)
1-3	25111-88L20	ROD, SHIFT (X)	1	W/TRANSOM(X)
2	25211-87J00	GUIDE, SHIFT ROD	1	
3	09280-08005	O RING (D:1.7,ID:7.7)	1	
4	09280-11001	O RING (D:2.4,ID:10.8)	1	
5	25212-94401	GUIDE, SHIFT ROD LOWER	1	
6	09205-02013	SPRING	1	
7	09205-03021	SPRING	1	
8	09205-02004	SPRING	1	
9	25223-94400	SEAL, SHIFT ROD DUST	1	
10	25232-96302	MAGNET, GEAR CASE	1	
11	25311-88L00	CAM, SHIFT	1	
12	08331-3115A	CIRCLIP	1	
13	21121-93300	PLATE, DETENT SPRING	1	
14	09260-10005	BALL	1	
15	09440-07078	SPRING	1	



FIG.93

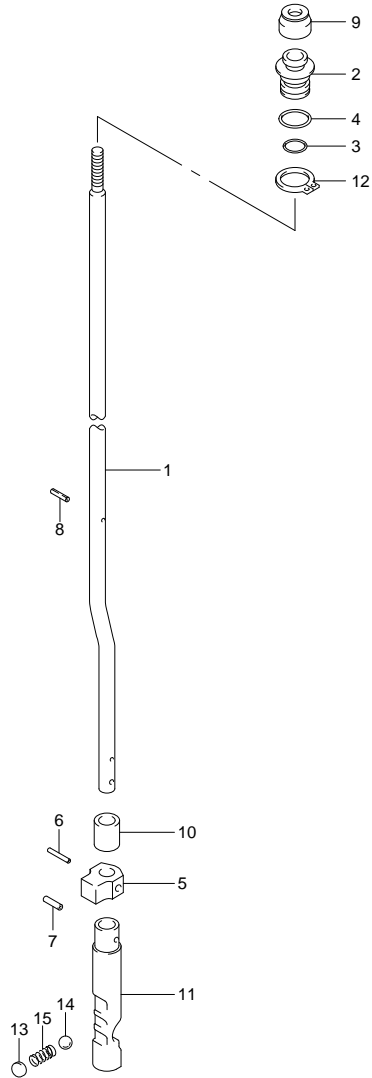


FIG. 93 (1-H-11) CLUTCH ROD (DF60A E40)

REF. NO.	PART NO.	DESCRIPTION	Q' TY	REMARKS
1-1	25111-88L10	ROD, SHIFT (L)	1	W/TRANSOM(L)
1-2	25111-88L20	ROD, SHIFT (X)	1	W/TRANSOM(X)
2	25211-87J00	GUIDE, SHIFT ROD	1	
3	09280-08005	O RING (D:1.7,ID:7.7)	1	
4	09280-11001	O RING (D:2.4,ID:10.8)	1	
5	25212-94401	GUIDE, SHIFT ROD LOWER	1	
6	09205-02013	SPRING	1	
7	09205-03021	SPRING	1	
8	09205-02004	SPRING	1	
9	25223-94400	SEAL, SHIFT ROD DUST	1	
10	25232-96302	MAGNET, GEAR CASE	1	
11	25311-88L00	CAM, SHIFT	1	
12	08331-3115A	CIRCLIP	1	
13	21121-93300	PLATE, DETENT SPRING	1	
14	09260-10005	BALL	1	
15	09440-07078	SPRING	1	



FIG.94

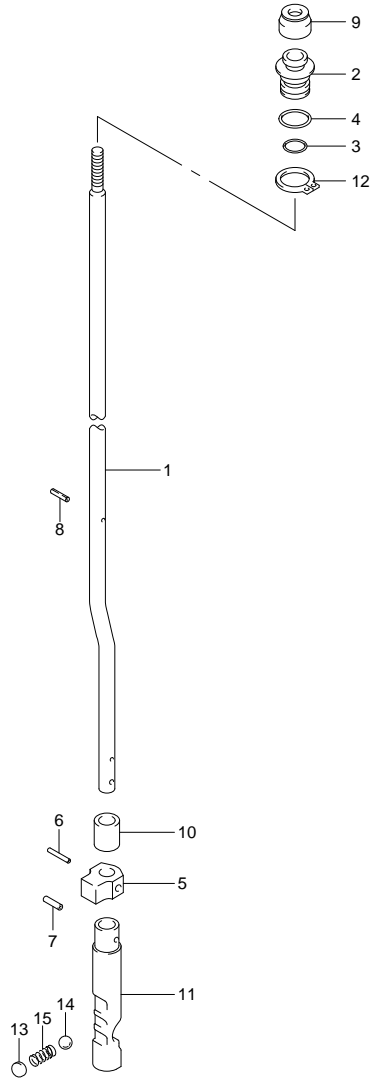


FIG. 94 (1-H-12) CLUTCH ROD (DF60AQH E1)

REF NO.	PART NO.	DESCRIPTION	Q' TY	REMARKS
1-1	25111-88L10	ROD, SHIFT (L)	1	W/TRANSOM(L)
1-2	25111-88L20	ROD, SHIFT (X)	1	W/TRANSOM(X)
2	25211-87J00	GUIDE, SHIFT ROD	1	
3	09280-08005	O RING (D:1.7,ID:7.7)	1	
4	09280-11001	O RING (D:2.4,ID:10.8)	1	
5	25212-94401	GUIDE, SHIFT ROD LOWER	1	
6	09205-02013	SPRING	1	
7	09205-03021	SPRING	1	
8	09205-02004	SPRING	1	
9	25223-94400	SEAL, SHIFT ROD DUST	1	
10	25232-96302	MAGNET, GEAR CASE	1	
11	25311-88L00	CAM, SHIFT	1	
12	08331-3115A	CIRCLIP	1	
13	21121-93300	PLATE, DETENT SPRING	1	
14	09260-10005	BALL	1	
15	09440-07078	SPRING	1	

FIG.95

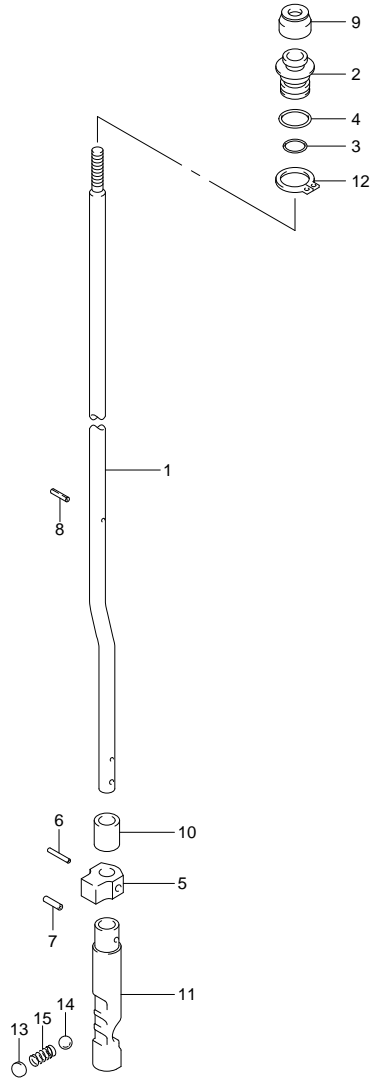


FIG. 95 (1-H-13) CLUTCH ROD (DF60AQH E40)

REF. NO.	PART NO.	DESCRIPTION	Q' TY	REMARKS
1-1	25111-88L10	ROD, SHIFT (L)	1	W/TRANSOM(L)
1-2	25111-88L20	ROD, SHIFT (X)	1	W/TRANSOM(X)
2	25211-87J00	GUIDE, SHIFT ROD	1	
3	09280-08005	O RING (D:1.7,ID:7.7)	1	
4	09280-11001	O RING (D:2.4,ID:10.8)	1	
5	25212-94401	GUIDE, SHIFT ROD LOWER	1	
6	09205-02013	SPRING	1	
7	09205-03021	SPRING	1	
8	09205-02004	SPRING	1	
9	25223-94400	SEAL, SHIFT ROD DUST	1	
10	25232-96302	MAGNET, GEAR CASE	1	
11	25311-88L00	CAM, SHIFT	1	
12	08331-3115A	CIRCLIP	1	
13	21121-93300	PLATE, DETENT SPRING	1	
14	09260-10005	BALL	1	
15	09440-07078	SPRING	1	



FIG.96

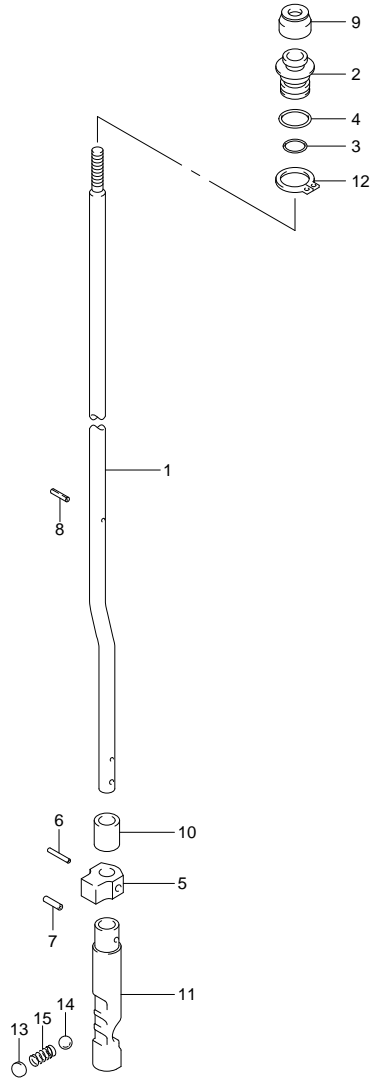


FIG. 96 (1-H-14) CLUTCH ROD (DF60ATH E1)

REF. NO.	PART NO.	DESCRIPTION	Q' TY	REMARKS
1-1	25111-88L10	ROD, SHIFT (L)	1	W/TRANSOM(L)
1-2	25111-88L20	ROD, SHIFT (X)	1	W/TRANSOM(X)
2	25211-87J00	GUIDE, SHIFT ROD	1	
3	09280-08005	O RING (D:1.7,ID:7.7)	1	
4	09280-11001	O RING (D:2.4,ID:10.8)	1	
5	25212-94401	GUIDE, SHIFT ROD LOWER	1	
6	09205-02013	SPRING	1	
7	09205-03021	SPRING	1	
8	09205-02004	SPRING	1	
9	25223-94400	SEAL, SHIFT ROD DUST	1	
10	25232-96302	MAGNET, GEAR CASE	1	
11	25311-88L00	CAM, SHIFT	1	
12	08331-3115A	CIRCLIP	1	
13	21121-93300	PLATE, DETENT SPRING	1	
14	09260-10005	BALL	1	
15	09440-07078	SPRING	1	

FIG.97

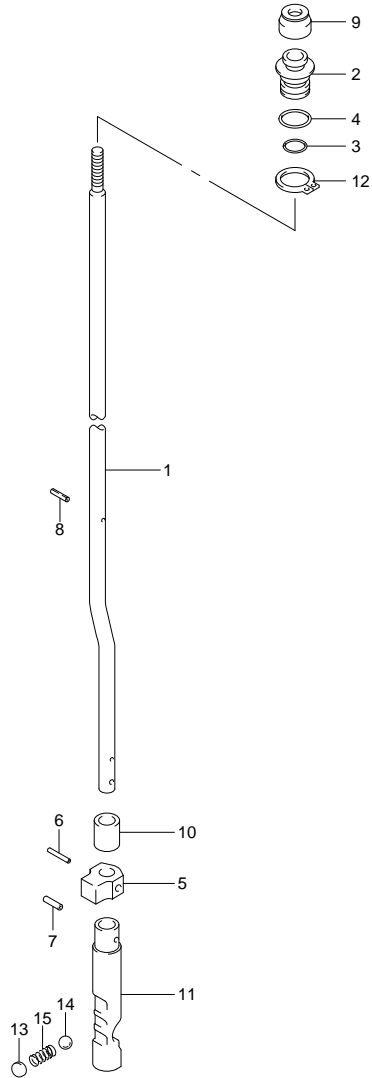


FIG. 97 (1-H-15) CLUTCH ROD (DF60ATH E40)

REF NO.	PART NO.	DESCRIPTION	Q' TY	REMARKS
1-1	25111-88L10	ROD, SHIFT (L)	1	W/TRANSOM(L)
1-2	25111-88L20	ROD, SHIFT (X)	1	W/TRANSOM(X)
2	25211-87J00	GUIDE, SHIFT ROD	1	
3	09280-08005	O RING (D:1.7,ID:7.7)	1	
4	09280-11001	O RING (D:2.4,ID:10.8)	1	
5	25212-94401	GUIDE, SHIFT ROD LOWER	1	
6	09205-02013	SPRING	1	
7	09205-03021	SPRING	1	
8	09205-02004	SPRING	1	
9	25223-94400	SEAL, SHIFT ROD DUST	1	
10	25232-96302	MAGNET, GEAR CASE	1	
11	25311-88L00	CAM, SHIFT	1	
12	08331-3115A	CIRCLIP	1	
13	21121-93300	PLATE, DETENT SPRING	1	
14	09260-10005	BALL	1	
15	09440-07078	SPRING	1	



FIG.98

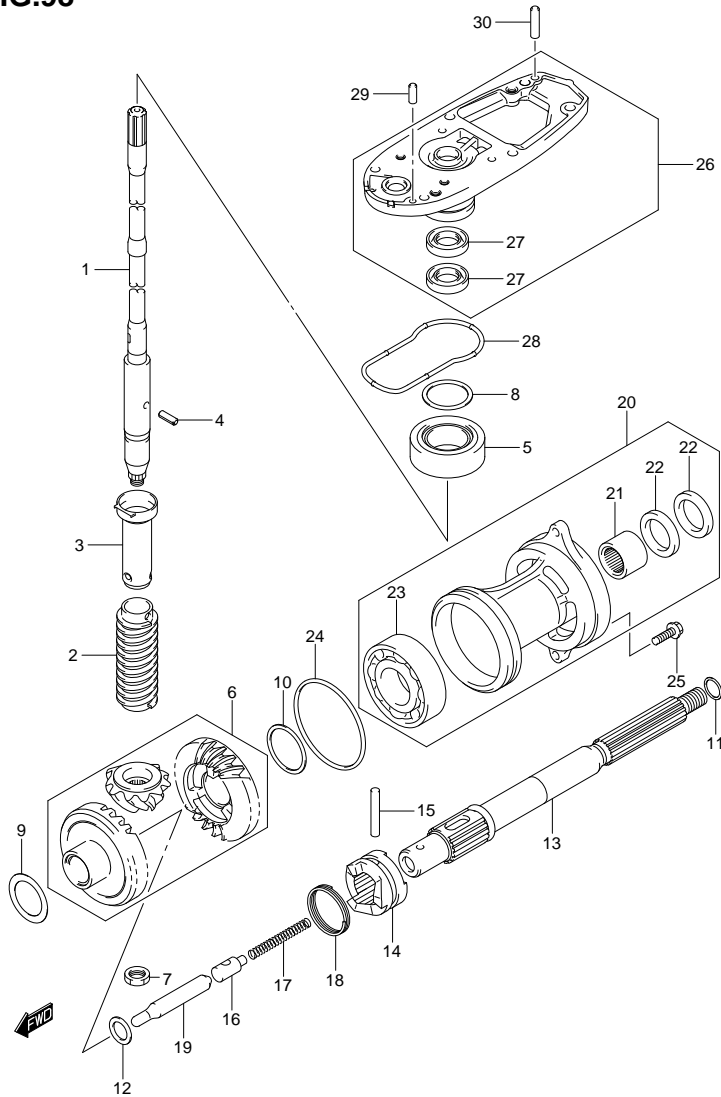


FIG. 98 (1-1-2) TRANSMISSION (DF40A E1)

REF NO.	PART NO.	DESCRIPTION	Q'TY	REMARKS
1-1	57110-88L02	SHAFT ASSY, DRIVE (S)	1	W/TRANSOM(S)
1-2	57110-88L12	SHAFT ASSY, DRIVE (L)	1	W/TRANSOM(L)
2	57133-88L00	COLLAR, DRIVE SHAFT	1	
3	57133-94400	HOUSING, DRIVE SHAFT SPRING	1	
4	09205-03019	SPRING	1	
5	09265-20015	BEARING ASSY (20X42X15)	1	
6	57300-87851	PINION/GEAR SET	1	
7	09140-12034	NUT	1	
8-1	09181-35101	SHIM (35X42X0.5)	AR	DRIVE SHAFT ADJUST
8-2	09181-33001	SHIM (33.5X41.8X0.55)	AR	
8-3	09181-33002	SHIM (33.5X41.8X0.6)	AR	
8-4	09181-33003	SHIM (33.5X41.8X0.65)	AR	
8-5	09181-33004	SHIM (33.5X41.8X0.7)	AR	
8-6	09181-33005	SHIM (33.5X41.8X0.75)	AR	
8-7	09181-33006	SHIM (33.5X41.8X0.8)	AR	
8-8	09181-33007	SHIM (33.5X41.8X0.85)	AR	
8-9	09181-33008	SHIM (33.5X41.8X0.9)	AR	
8-10	09181-33009	SHIM (33.5X41.8X0.95)	AR	
8-11	09181-35110	SHIM (35X42X1)	AR	
9-1	09181-30186	SHIM (30X42X0.5)	AR	FORWARD BACKUP
9-2	09181-30187	SHIM (30X42X0.6)	AR	
9-3	09181-30188	SHIM (30X42X0.7)	AR	
9-4	09181-30190	SHIM (30X42X0.8)	AR	
9-5	09181-30192	SHIM (30X42X0.9)	AR	
10-1	08221-35455	SHIM	AR	REVERSE BACKUP
10-2	09181-35131	SHIM (35X46X0.6)	AR	
10-3	09181-35132	SHIM (35X46X0.7)	AR	
10-4	08221-35456	SHIM	AR	
10-5	09181-35136	SHIM (35X46X0.9)	AR	
10-6	08211-35451	WASHER	AR	
11-1	09160-22018	WASHER (22.2X28X1.8)	1	PROP SHAFT THRUST
11-2	09160-22019	WASHER (22.5X28X1.9)	1	
11-3	09160-22020	WASHER (22.5X28X2)	1	
11-4	09160-22021	WASHER (22.5X28X2.1)	1	

FIG.98

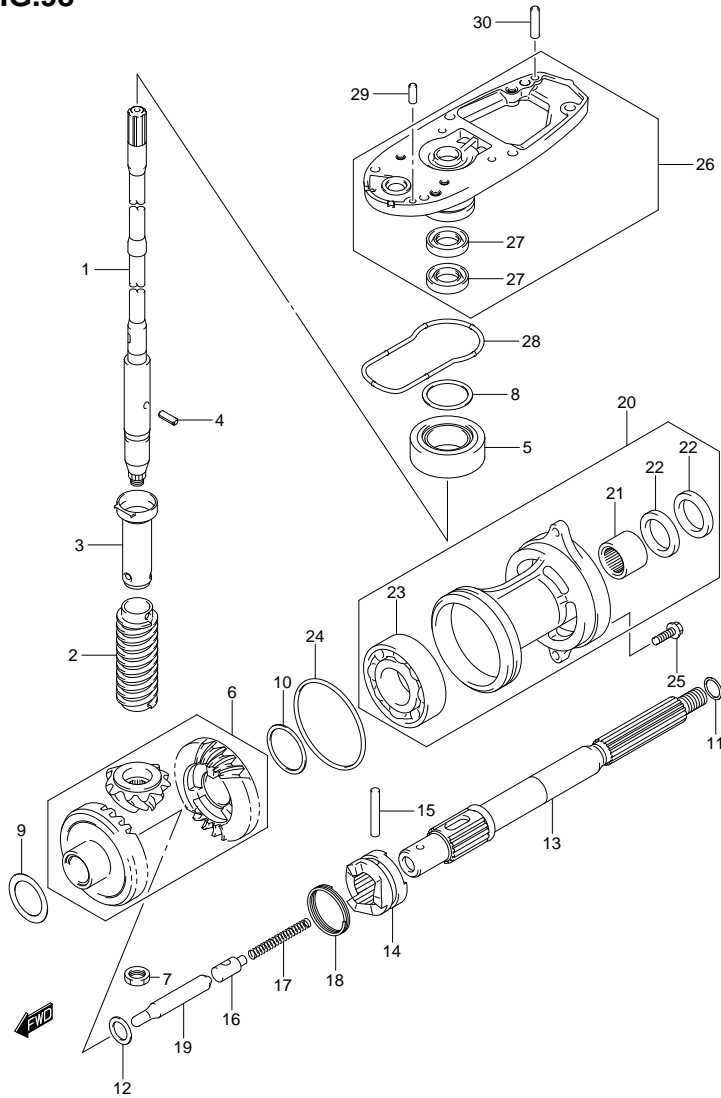
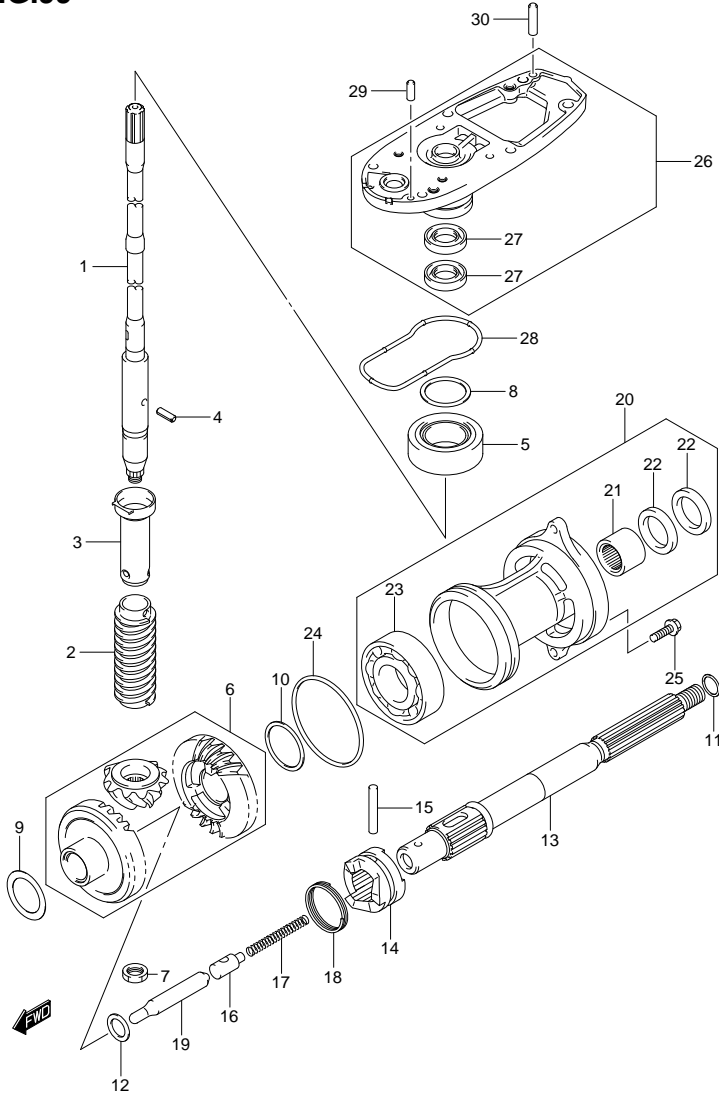


FIG. 98 (1-1-3) TRANSMISSION (DF40A E1)

REF NO.	PART NO.	DESCRIPTION	Q' TY	REMARKS
11-5	09160-22022	WASHER (22.5X28X2.2)	1	
11-6	09160-22023	WASHER (22.5X28X2.3)	1	
12	08211-20263	WASHER	1	
13	57610-94402	SHAFT, PROPELLER	1	
14	57621-87J02	SHIFTER, CLUTCH DOG	1	
15	09202-05022	PIN	1	
16	57634-88L00	PIN, PUSH	1	
17	09440-08043	SPRING	1	
18	09440-40002	SPRING	1	
19	57631-95303	ROD, PUSH	1	
20	56120-94321-0EP	HOUSING, PROP SHAFT BEARING (BLACK)	1	
21	09263-22020	·BEARING (22.2X28.5X19)	1	
22	09289-22007	·OIL SEAL (22X35X5)	2	
23	09262-35070	·BEARING (35X62X14)	1	
24	09280-75001	O RING (D:3.3, ID:75)	1	
25	09116-08122	BOLT (8X30)	2	
26	56130-87J10-0EP	HOUSING, DRIVE SHAFT BEARING (BLACK)	1	
27	09282-17005	·OIL SEAL (17X32X6)	2	
28	55122-88L00	RING, GEAR CASE SEAL	1	
29	09202-06025	PIN	1	
30	09202-06027	PIN	1	

FIG.99



DF40A 50A 60A E01 012_099
TRANSMISSION

FIG.99 (1-1-4) TRANSMISSION (DF40AQH E1)

REF NO.	PART NO.	DESCRIPTION	Q'TY	REMARKS
1	57110-88L12	SHAFT ASSY, DRIVE (L)	1	
2	57133-88L00	COLLAR, DRIVE SHAFT	1	
3	57133-94400	HOUSING, DRIVE SHAFT SPRING	1	
4	09205-03019	SPRING	1	
5	09265-20015	BEARING ASSY (20X42X15)	1	
6	57300-87851	PINION/GEAR SET	1	
7	09140-12034	NUT	1	
8-1	09181-35101	SHIM (35X42X0.5)	AR	DRIVE SHAFT ADJUST
8-2	09181-33001	SHIM (33.5X41.8X0.55)	AR	
8-3	09181-33002	SHIM (33.5X41.8X0.6)	AR	
8-4	09181-33003	SHIM (33.5X41.8X0.65)	AR	
8-5	09181-33004	SHIM (33.5X41.8X0.7)	AR	
8-6	09181-33005	SHIM (33.5X41.8X0.75)	AR	
8-7	09181-33006	SHIM (33.5X41.8X0.8)	AR	
8-8	09181-33007	SHIM (33.5X41.8X0.85)	AR	
8-9	09181-33008	SHIM (33.5X41.8X0.9)	AR	
8-10	09181-33009	SHIM (33.5X41.8X0.95)	AR	
8-11	09181-35110	SHIM (35X42X1)	AR	
9-1	09181-30186	SHIM (30X42X0.5)	AR	FORWARD BACKUP
9-2	09181-30187	SHIM (30X42X0.6)	AR	
9-3	09181-30188	SHIM (30X42X0.7)	AR	
9-4	09181-30190	SHIM (30X42X0.8)	AR	
9-5	09181-30192	SHIM (30X42X0.9)	AR	
10-1	08221-35455	SHIM	AR	REVERSE BACKUP
10-2	09181-35131	SHIM (35X46X0.6)	AR	
10-3	09181-35132	SHIM (35X46X0.7)	AR	
10-4	08221-35456	SHIM	AR	
10-5	09181-35136	SHIM (35X46X0.9)	AR	
10-6	08211-35451	WASHER	AR	
11-1	09160-22018	WASHER (22.2X28X1.8)	1	PROP SHAFT THRUST
11-2	09160-22019	WASHER (22.5X28X1.9)	1	
11-3	09160-22020	WASHER (22.5X28X2)	1	
11-4	09160-22021	WASHER (22.5X28X2.1)	1	
11-5	09160-22022	WASHER (22.5X28X2.2)	1	

DF40A/50A/60A E01 01

FIG.99

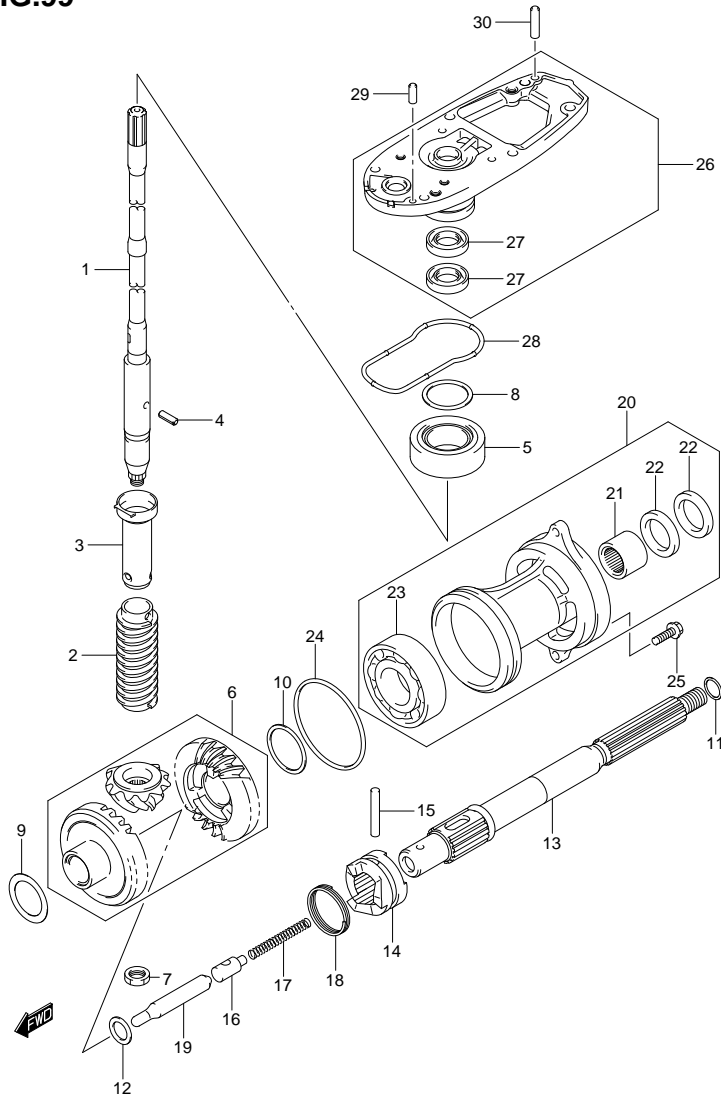
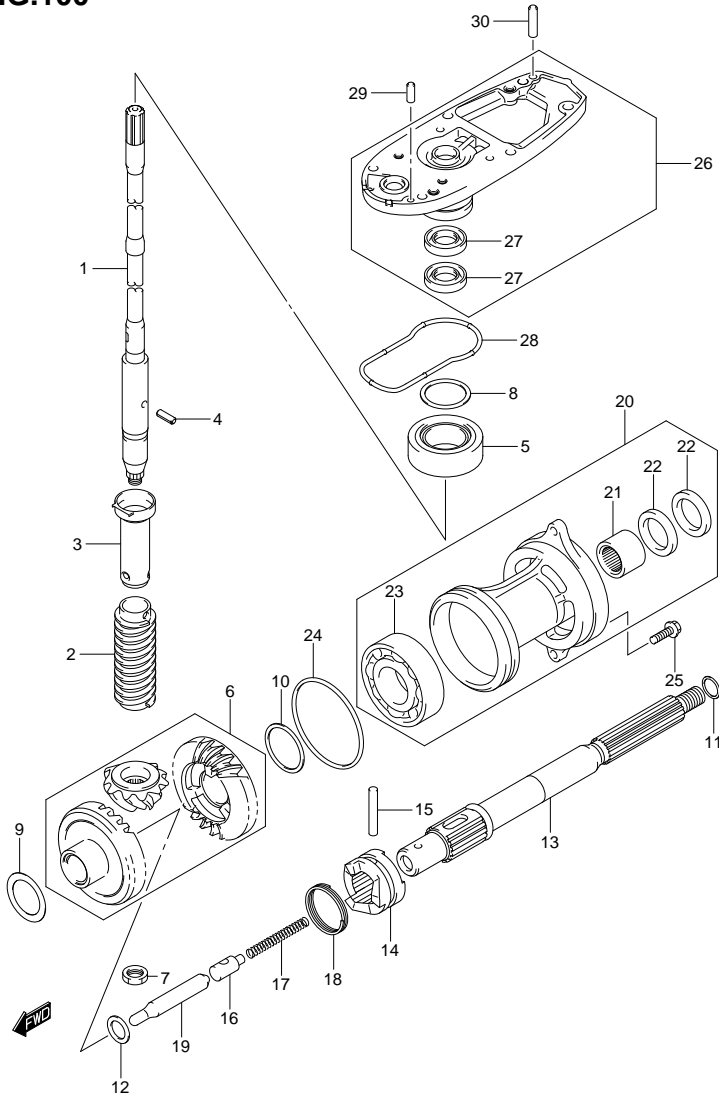


FIG. 99 (1-1-5) TRANSMISSION (DF40AQH E1)

REF NO.	PART NO.	DESCRIPTION	Q'TY	REMARKS
11-6	09160-22023	WASHER (22.5X28X2.3)	1	
12	08211-20263	WASHER	1	
13	57610-94402	SHAFT, PROPELLER	1	
14	57621-87J02	SHIFTER, CLUTCH DOG	1	
15	09202-05022	PIN	1	
16	57634-88L00	PIN, PUSH	1	
17	09440-08043	SPRING	1	
18	09440-40002	SPRING	1	
19	57631-95303	ROD, PUSH	1	
20	56120-94321-0EP	HOUSING, PROP SHAFT BEARING (BLACK)	1	
21	09263-22020	·BEARING (22.2X28.5X19)	1	
22	09289-22007	·OIL SEAL (22X35X5)	2	
23	09262-35070	·BEARING (35X62X14)	1	
24	09280-75001	O RING (D:3.3, ID:75)	1	
25	09116-08122	BOLT (8X30)	2	
26	56130-87J10-0EP	HOUSING, DRIVE SHAFT BEARING (BLACK)	1	
27	09282-17005	·OIL SEAL (17X32X6)	2	
28	55122-88L00	RING, GEAR CASE SEAL	1	
29	09202-06025	PIN	1	
30	09202-06027	PIN	1	

FIG.100



DF40A 50A 60A E01 012_100
TRANSMISSION

FIG.100 (1-1-6) TRANSMISSION (DF40AST E34)

REF NO.	PART NO.	DESCRIPTION	Q'TY	REMARKS
1-1	57110-88L02	SHAFT ASSY, DRIVE (S)	1	W/TRANSOM(S)
1-2	57110-88L12	SHAFT ASSY, DRIVE (L)	1	W/TRANSOM(L)
2	57133-88L00	COLLAR, DRIVE SHAFT	1	
3	57133-94400	HOUSING, DRIVE SHAFT SPRING	1	
4	09205-03019	SPRING	1	
5	09265-20015	BEARING ASSY (20X42X15)	1	
6	57300-87851	PINION/GEAR SET	1	
7	09140-12034	NUT	1	
8-1	09181-35101	SHIM (35X42X0.5)	AR	DRIVE SHAFT ADJUST
8-2	09181-33001	SHIM (33.5X41.8X0.55)	AR	
8-3	09181-33002	SHIM (33.5X41.8X0.6)	AR	
8-4	09181-33003	SHIM (33.5X41.8X0.65)	AR	
8-5	09181-33004	SHIM (33.5X41.8X0.7)	AR	
8-6	09181-33005	SHIM (33.5X41.8X0.75)	AR	
8-7	09181-33006	SHIM (33.5X41.8X0.8)	AR	
8-8	09181-33007	SHIM (33.5X41.8X0.85)	AR	
8-9	09181-33008	SHIM (33.5X41.8X0.9)	AR	
8-10	09181-33009	SHIM (33.5X41.8X0.95)	AR	
8-11	09181-35110	SHIM (35X42X1)	AR	
9-1	09181-30186	SHIM (30X42X0.5)	AR	FORWARD BACKUP
9-2	09181-30187	SHIM (30X42X0.6)	AR	
9-3	09181-30188	SHIM (30X42X0.7)	AR	
9-4	09181-30190	SHIM (30X42X0.8)	AR	
9-5	09181-30192	SHIM (30X42X0.9)	AR	
10-1	08221-35455	SHIM	AR	REVERSE BACKUP
10-2	09181-35131	SHIM (35X46X0.6)	AR	
10-3	09181-35132	SHIM (35X46X0.7)	AR	
10-4	08221-35456	SHIM	AR	
10-5	09181-35136	SHIM (35X46X0.9)	AR	
10-6	08211-35451	WASHER	AR	
11-1	09160-22018	WASHER (22.2X28X1.8)	1	PROP SHAFT THRUST
11-2	09160-22019	WASHER (22.5X28X1.9)	1	
11-3	09160-22020	WASHER (22.5X28X2)	1	
11-4	09160-22021	WASHER (22.5X28X2.1)	1	

FIG.100

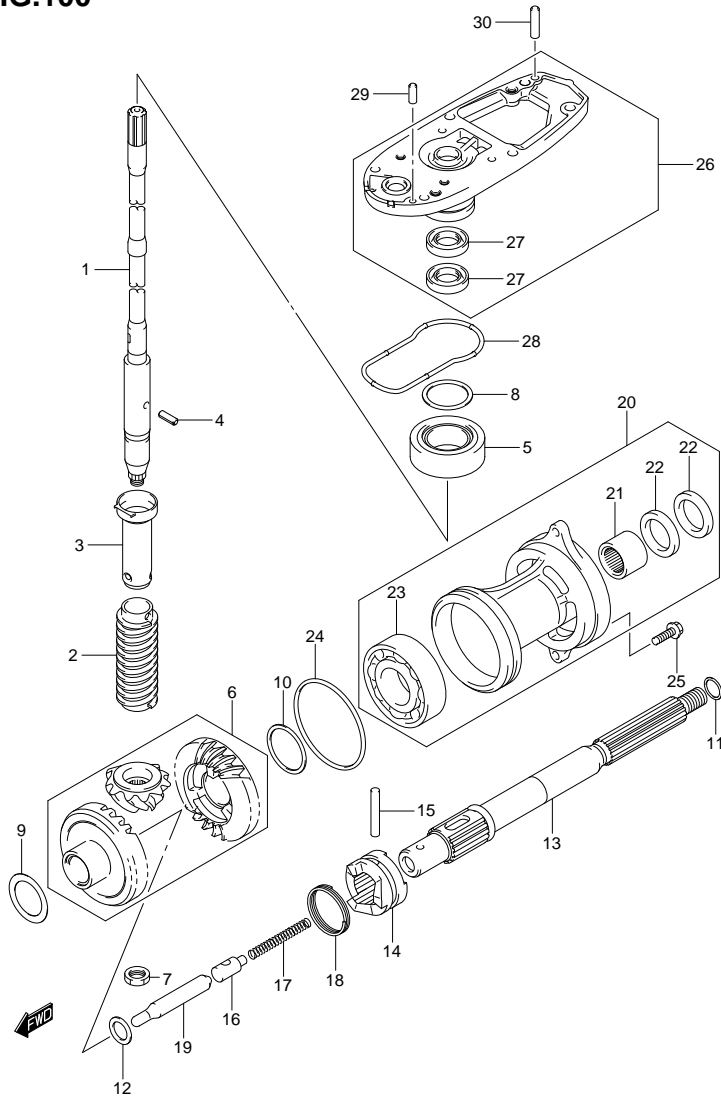
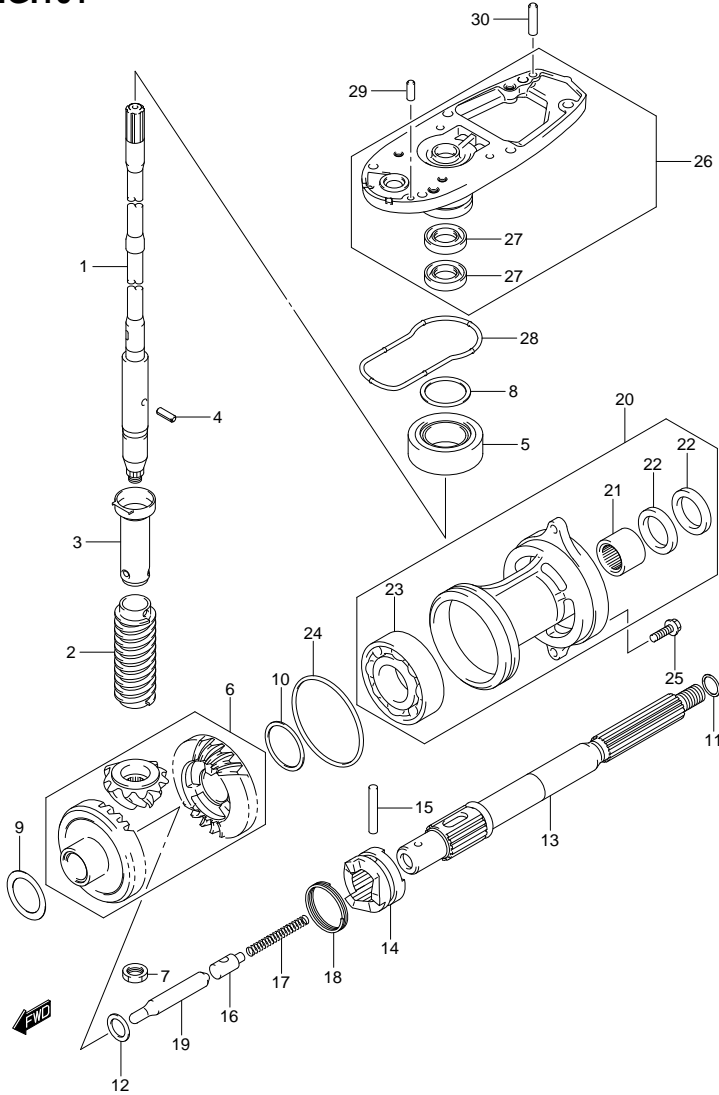


FIG.100 (1-1-7) TRANSMISSION (DF40AST E34)

REF. NO.	PART NO.	DESCRIPTION	QTY	REMARKS
11-5	09160-22022	WASHER (22.5X28X2.2)	1	
11-6	09160-22023	WASHER (22.5X28X2.3)	1	
12	08211-20263	WASHER	1	
13	57610-94402	SHAFT, PROPELLER	1	
14	57621-87J02	SHIFTER, CLUTCH DOG	1	
15	09202-05022	PIN	1	
16	57634-88L00	PIN, PUSH	1	
17	09440-08043	SPRING	1	
18	09440-40002	SPRING	1	
19	57631-95303	ROD, PUSH	1	
20	56120-94321-0EP	HOUSING, PROP SHAFT BEARING (BLACK)	1	
21	09263-22020	·BEARING (22.2X28.5X19)	1	
22	09289-22007	·OIL SEAL (22X35X5)	2	
23	09262-35070	·BEARING (35X62X14)	1	
24	09280-75001	O RING (D:3.3, ID:75)	1	
25	09116-08122	BOLT (8X30)	2	
26	56130-87J10-0EP	HOUSING, DRIVE SHAFT BEARING (BLACK)	1	
27	09282-17005	·OIL SEAL (17X32X6)	2	
28	55122-88L00	RING, GEAR CASE SEAL	1	
29	09202-06025	PIN	1	
30	09202-06027	PIN	1	

FIG.101



DF40A 50A 60A E01 012_101
TRANSMISSION

FIG.101 (1-1-8) TRANSMISSION (DF50A E1)

REF. NO.	PART NO.	DESCRIPTION	Q'TY	REMARKS
1-1	57110-88L02	SHAFT ASSY, DRIVE (S)	1	W/TRANSOM(S)
1-2	57110-88L12	SHAFT ASSY, DRIVE (L)	1	W/TRANSOM(L)
2	57133-88L00	COLLAR, DRIVE SHAFT	1	
3	57133-94400	HOUSING, DRIVE SHAFT SPRING	1	
4	09205-03019	SPRING	1	
5	09265-20015	BEARING ASSY (20X42X15)	1	
6	57300-87851	PINION/GEAR SET	1	
7	09140-12034	NUT	1	
8-1	09181-35101	SHIM (35X42X0.5)	AR	DRIVE SHAFT ADJUST
8-2	09181-33001	SHIM (33.5X41.8X0.55)	AR	
8-3	09181-33002	SHIM (33.5X41.8X0.6)	AR	
8-4	09181-33003	SHIM (33.5X41.8X0.65)	AR	
8-5	09181-33004	SHIM (33.5X41.8X0.7)	AR	
8-6	09181-33005	SHIM (33.5X41.8X0.75)	AR	
8-7	09181-33006	SHIM (33.5X41.8X0.8)	AR	
8-8	09181-33007	SHIM (33.5X41.8X0.85)	AR	
8-9	09181-33008	SHIM (33.5X41.8X0.9)	AR	
8-10	09181-33009	SHIM (33.5X41.8X0.95)	AR	
8-11	09181-35110	SHIM (35X42X1)	AR	
9-1	09181-30186	SHIM (30X42X0.5)	AR	FORWARD BACKUP
9-2	09181-30187	SHIM (30X42X0.6)	AR	
9-3	09181-30188	SHIM (30X42X0.7)	AR	
9-4	09181-30190	SHIM (30X42X0.8)	AR	
9-5	09181-30192	SHIM (30X42X0.9)	AR	
10-1	08221-35455	SHIM	AR	REVERSE BACKUP
10-2	09181-35131	SHIM (35X46X0.6)	AR	
10-3	09181-35132	SHIM (35X46X0.7)	AR	
10-4	08221-35456	SHIM	AR	
10-5	09181-35136	SHIM (35X46X0.9)	AR	
10-6	08211-35451	WASHER	AR	
11-1	09160-22018	WASHER (22.2X28X1.8)	1	PROP SHAFT THRUST
11-2	09160-22019	WASHER (22.5X28X1.9)	1	
11-3	09160-22020	WASHER (22.5X28X2)	1	
11-4	09160-22021	WASHER (22.5X28X2.1)	1	

FIG.101

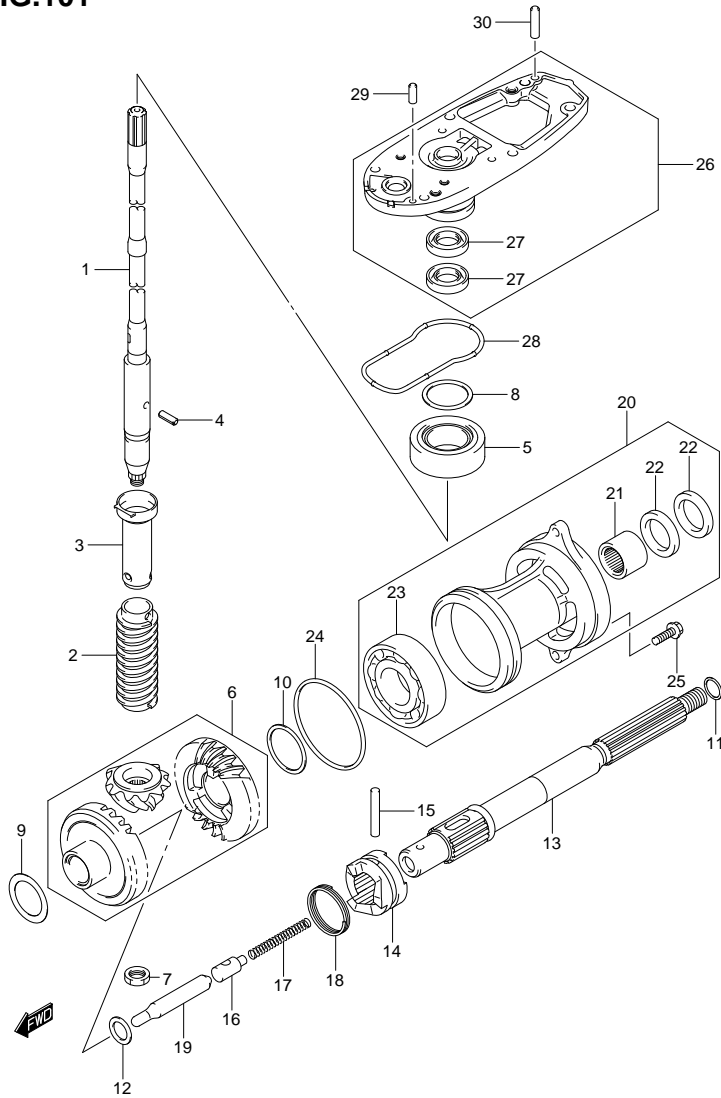


FIG.101 (1-1-9) TRANSMISSION (DF50A E1)

REF NO.	PART NO.	DESCRIPTION	QTY	REMARKS
11-5	09160-22022	WASHER (22.5X28X2.2)	1	
11-6	09160-22023	WASHER (22.5X28X2.3)	1	
12	08211-20263	WASHER	1	
13	57610-94402	SHAFT, PROPELLER	1	
14	57621-87J02	SHIFTER, CLUTCH DOG	1	
15	09202-05022	PIN	1	
16	57634-88L00	PIN, PUSH	1	
17	09440-08043	SPRING	1	
18	09440-40002	SPRING	1	
19	57631-95303	ROD, PUSH	1	
20	56120-94321-0EP	HOUSING, PROP SHAFT BEARING (BLACK)	1	
21	09263-22020	·BEARING (22.2X28.5X19)	1	
22	09289-22007	·OIL SEAL (22X35X5)	2	
23	09262-35070	·BEARING (35X62X14)	1	
24	09280-75001	O RING (D:3.3, ID:75)	1	
25	09116-08122	BOLT (8X30)	2	
26	56130-87J10-0EP	HOUSING, DRIVE SHAFT BEARING (BLACK)	1	
27	09282-17005	·OIL SEAL (17X32X6)	2	
28	55122-88L00	RING, GEAR CASE SEAL	1	
29	09202-06025	PIN	1	
30	09202-06027	PIN	1	

FIG.102

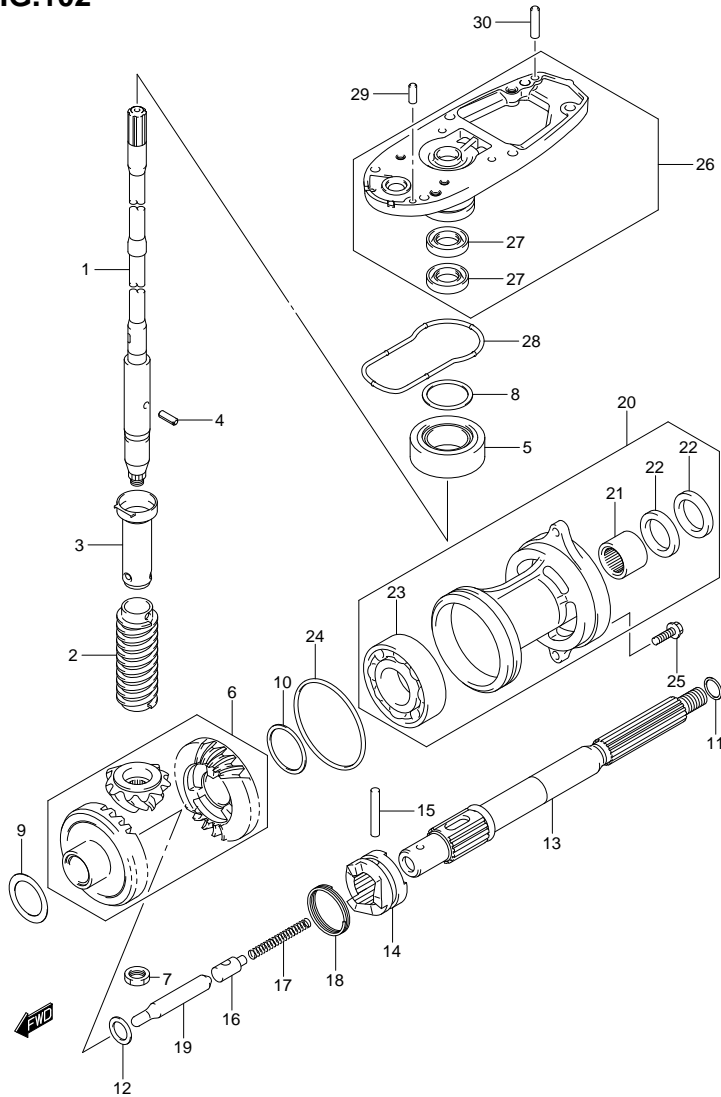


FIG.102 (1-1-10) TRANSMISSION (DF50ATH E1)

REF NO.	PART NO.	DESCRIPTION	Q'TY	REMARKS
1	57110-88L12	SHAFT ASSY, DRIVE (L)	1	
2	57133-88L00	COLLAR, DRIVE SHAFT	1	
3	57133-94400	HOUSING, DRIVE SHAFT SPRING	1	
4	09205-03019	SPRING	1	
5	09265-20015	BEARING ASSY (20X42X15)	1	
6	57300-87851	PINION/GEAR SET	1	
7	09140-12034	NUT	1	
8-1	09181-35101	SHIM (35X42X0.5)	AR	DRIVE SHAFT ADJUST
8-2	09181-33001	SHIM (33.5X41.8X0.55)	AR	
8-3	09181-33002	SHIM (33.5X41.8X0.6)	AR	
8-4	09181-33003	SHIM (33.5X41.8X0.65)	AR	
8-5	09181-33004	SHIM (33.5X41.8X0.7)	AR	
8-6	09181-33005	SHIM (33.5X41.8X0.75)	AR	
8-7	09181-33006	SHIM (33.5X41.8X0.8)	AR	
8-8	09181-33007	SHIM (33.5X41.8X0.85)	AR	
8-9	09181-33008	SHIM (33.5X41.8X0.9)	AR	
8-10	09181-33009	SHIM (33.5X41.8X0.95)	AR	
8-11	09181-35110	SHIM (35X42X1)	AR	
9-1	09181-30186	SHIM (30X42X0.5)	AR	FORWARD BACKUP
9-2	09181-30187	SHIM (30X42X0.6)	AR	
9-3	09181-30188	SHIM (30X42X0.7)	AR	
9-4	09181-30190	SHIM (30X42X0.8)	AR	
9-5	09181-30192	SHIM (30X42X0.9)	AR	
10-1	08221-35455	SHIM	AR	REVERSE BACKUP
10-2	09181-35131	SHIM (35X46X0.6)	AR	
10-3	09181-35132	SHIM (35X46X0.7)	AR	
10-4	08221-35456	SHIM	AR	
10-5	09181-35136	SHIM (35X46X0.9)	AR	
10-6	08211-35451	WASHER	AR	
11-1	09160-22018	WASHER (22.2X28X1.8)	1	PROP SHAFT THRUST
11-2	09160-22019	WASHER (22.5X28X1.9)	1	
11-3	09160-22020	WASHER (22.5X28X2)	1	
11-4	09160-22021	WASHER (22.5X28X2.1)	1	
11-5	09160-22022	WASHER (22.5X28X2.2)	1	

FIG.102

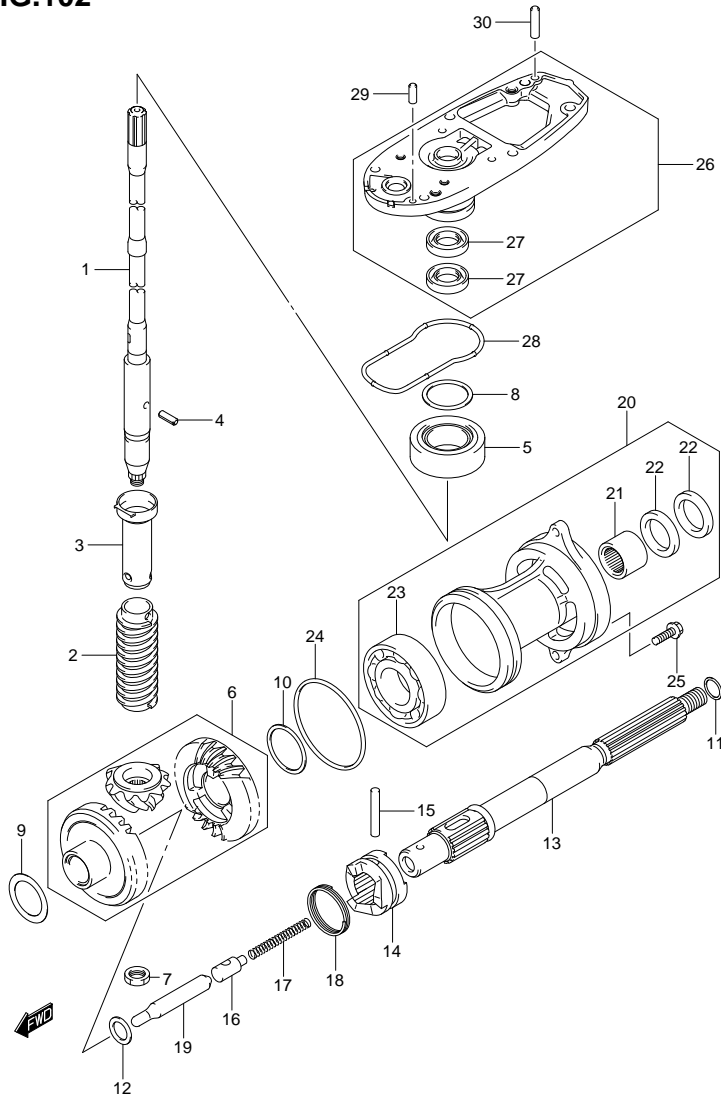


FIG.102 (1-1-11) TRANSMISSION (DF50ATH E1)

REF NO.	PART NO.	DESCRIPTION	Q'TY	REMARKS
11-6	09160-22023	WASHER (22.5X28X2.3)	1	
12	08211-20263	WASHER	1	
13	57610-94402	SHAFT, PROPELLER	1	
14	57621-87J02	SHIFTER, CLUTCH DOG	1	
15	09202-05022	PIN	1	
16	57634-88L00	PIN, PUSH	1	
17	09440-08043	SPRING	1	
18	09440-40002	SPRING	1	
19	57631-95303	ROD, PUSH	1	
20	56120-94321-0EP	HOUSING, PROP SHAFT BEARING (BLACK)	1	
21	09263-22020	·BEARING (22.2X28.5X19)	1	
22	09289-22007	·OIL SEAL (22X35X5)	2	
23	09262-35070	·BEARING (35X62X14)	1	
24	09280-75001	O RING (D:3.3, ID:75)	1	
25	09116-08122	BOLT (8X30)	2	
26	56130-87J10-0EP	HOUSING, DRIVE SHAFT BEARING (BLACK)	1	
27	09282-17005	·OIL SEAL (17X32X6)	2	
28	55122-88L00	RING, GEAR CASE SEAL	1	
29	09202-06025	PIN	1	
30	09202-06027	PIN	1	

FIG.103

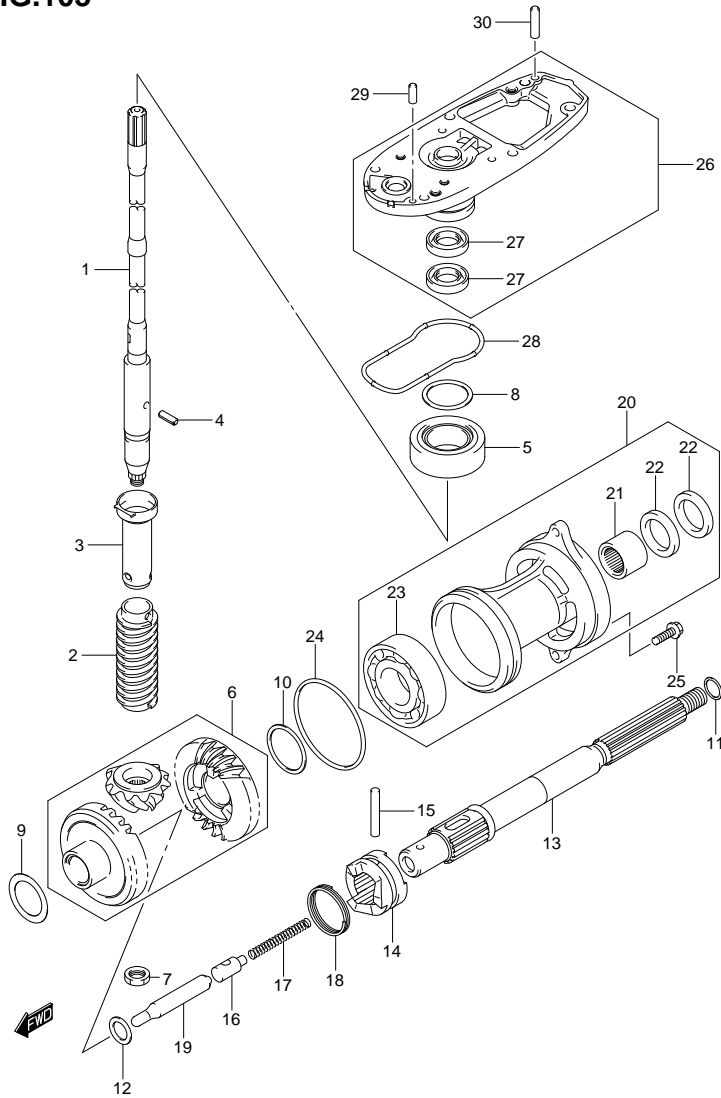


FIG.103 (1-1-12) TRANSMISSION (DF60A E1)

REF NO.	PART NO.	DESCRIPTION	Q'TY	REMARKS
1-1	57110-88L02	SHAFT ASSY, DRIVE (S)	1	W/TRANSOM(S)
1-2	57110-88L12	SHAFT ASSY, DRIVE (L)	1	W/TRANSOM(L)
1-3	57110-88L22	SHAFT ASSY, DRIVE (X)	1	W/TRANSOM(X)
2	57133-88L00	COLLAR, DRIVE SHAFT	1	
3	57133-94400	HOUSING, DRIVE SHAFT SPRING	1	
4	09205-03019	SPRING	1	
5	09265-20015	BEARING ASSY (20X42X15)	1	
6	57300-87851	PINION/GEAR SET	1	
7	09140-12034	NUT	1	
8-1	09181-35101	SHIM (35X42X0.5)	AR	DRIVE SHAFT ADJUST
8-2	09181-33001	SHIM (33.5X41.8X0.55)	AR	
8-3	09181-33002	SHIM (33.5X41.8X0.6)	AR	
8-4	09181-33003	SHIM (33.5X41.8X0.65)	AR	
8-5	09181-33004	SHIM (33.5X41.8X0.7)	AR	
8-6	09181-33005	SHIM (33.5X41.8X0.75)	AR	
8-7	09181-33006	SHIM (33.5X41.8X0.8)	AR	
8-8	09181-33007	SHIM (33.5X41.8X0.85)	AR	
8-9	09181-33008	SHIM (33.5X41.8X0.9)	AR	
8-10	09181-33009	SHIM (33.5X41.8X0.95)	AR	
8-11	09181-35110	SHIM (35X42X1)	AR	
9-1	09181-30186	SHIM (30X42X0.5)	AR	FORWARD BACKUP
9-2	09181-30187	SHIM (30X42X0.6)	AR	
9-3	09181-30188	SHIM (30X42X0.7)	AR	
9-4	09181-30190	SHIM (30X42X0.8)	AR	
9-5	09181-30192	SHIM (30X42X0.9)	AR	
10-1	08221-35455	SHIM	AR	REVERSE BACKUP
10-2	09181-35131	SHIM (35X46X0.6)	AR	
10-3	09181-35132	SHIM (35X46X0.7)	AR	
10-4	08221-35456	SHIM	AR	
10-5	09181-35136	SHIM (35X46X0.9)	AR	
10-6	08211-35451	WASHER	AR	
11-1	09160-22018	WASHER (22.2X28X1.8)	1	PROP SHAFT THRUST
11-2	09160-22019	WASHER (22.5X28X1.9)	1	
11-3	09160-22020	WASHER (22.5X28X2)	1	

FIG.103

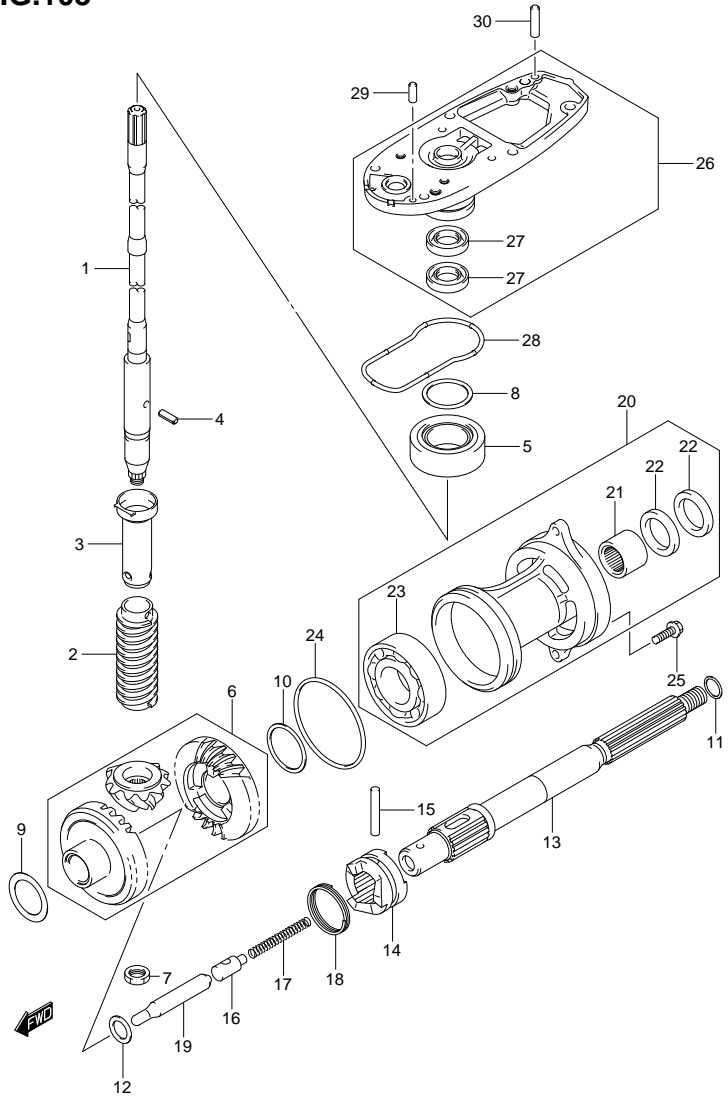


FIG.103 (1-1-13) TRANSMISSION (DF60A E1)

REF NO.	PART NO.	DESCRIPTION	Q'TY	REMARKS
11-4	09160-22021	WASHER (22.5X28X2.1)	1	
11-5	09160-22022	WASHER (22.5X28X2.2)	1	
11-6	09160-22023	WASHER (22.5X28X2.3)	1	
12	08211-20263	WASHER	1	
13	57610-94402	SHAFT, PROPELLER	1	
14	57621-87J02	SHIFTER, CLUTCH DOG	1	
15	09202-05022	PIN	1	
16	57634-88L00	PIN, PUSH	1	
17	09440-08043	SPRING	1	
18	09440-40002	SPRING	1	
19	57631-95303	ROD, PUSH	1	
20	56120-94321-0EP	HOUSING, PROP SHAFT BEARING (BLACK)	1	
21	09263-22020	·BEARING (22.2X28.5X19)	1	
22	09289-22007	·OIL SEAL (22X35X5)	2	
23	09262-35070	·BEARING (35X62X14)	1	
24	09280-75001	O RING (D:3.3,I D:75)	1	
25	09116-08122	BOLT (8X30)	2	
26	56130-87J10-0EP	HOUSING, DRIVE SHAFT BEARING (BLACK)	1	
27	09282-17005	·OIL SEAL (17X32X6)	2	
28	55122-88L00	RING, GEAR CASE SEAL	1	
29	09202-06025	PIN	1	
30	09202-06027	PIN	1	

FIG.104

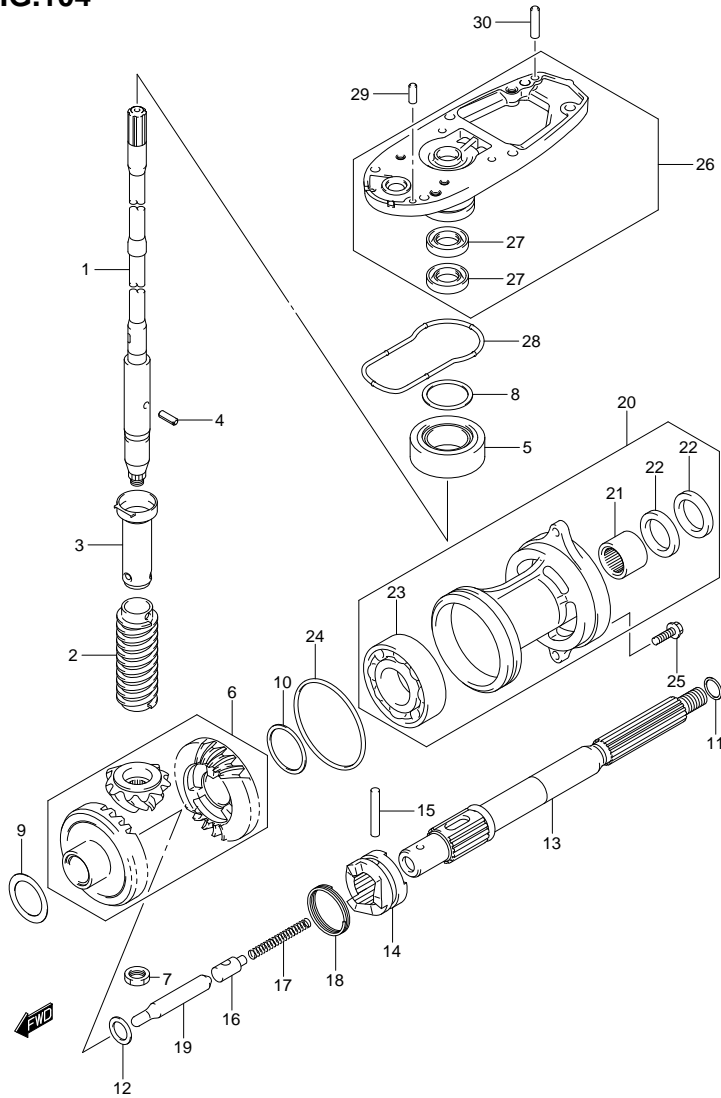


FIG.104 (1-1-14) TRANSMISSION (DF60A E40)

REF NO.	PART NO.	DESCRIPTION	Q'TY	REMARKS
1-1	57110-88L12	SHAFT ASSY, DRIVE (L)	1	W/TRANSOM(L)
1-2	57110-88L22	SHAFT ASSY, DRIVE (X)	1	W/TRANSOM(X)
2	57133-88L00	COLLAR, DRIVE SHAFT	1	
3	57133-94400	HOUSING, DRIVE SHAFT SPRING	1	
4	09205-03019	SPRING	1	
5	09265-20015	BEARING ASSY (20X42X15)	1	
6	57300-87851	PINION/GEAR SET	1	
7	09140-12034	NUT	1	
8-1	09181-35101	SHIM (35X42X0.5)	AR	DRIVE SHAFT ADJUST
8-2	09181-33001	SHIM (33.5X41.8X0.55)	AR	
8-3	09181-33002	SHIM (33.5X41.8X0.6)	AR	
8-4	09181-33003	SHIM (33.5X41.8X0.65)	AR	
8-5	09181-33004	SHIM (33.5X41.8X0.7)	AR	
8-6	09181-33005	SHIM (33.5X41.8X0.75)	AR	
8-7	09181-33006	SHIM (33.5X41.8X0.8)	AR	
8-8	09181-33007	SHIM (33.5X41.8X0.85)	AR	
8-9	09181-33008	SHIM (33.5X41.8X0.9)	AR	
8-10	09181-33009	SHIM (33.5X41.8X0.95)	AR	
8-11	09181-35110	SHIM (35X42X1)	AR	
9-1	09181-30186	SHIM (30X42X0.5)	AR	FORWARD BACKUP
9-2	09181-30187	SHIM (30X42X0.6)	AR	
9-3	09181-30188	SHIM (30X42X0.7)	AR	
9-4	09181-30190	SHIM (30X42X0.8)	AR	
9-5	09181-30192	SHIM (30X42X0.9)	AR	
10-1	08221-35455	SHIM	AR	REVERSE BACKUP
10-2	09181-35131	SHIM (35X46X0.6)	AR	
10-3	09181-35132	SHIM (35X46X0.7)	AR	
10-4	08221-35456	SHIM	AR	
10-5	09181-35136	SHIM (35X46X0.9)	AR	
10-6	08211-35451	WASHER	AR	
11-1	09160-22018	WASHER (22.2X28X1.8)	1	PROP SHAFT THRUST
11-2	09160-22019	WASHER (22.5X28X1.9)	1	
11-3	09160-22020	WASHER (22.5X28X2)	1	
11-4	09160-22021	WASHER (22.5X28X2.1)	1	

FIG.104

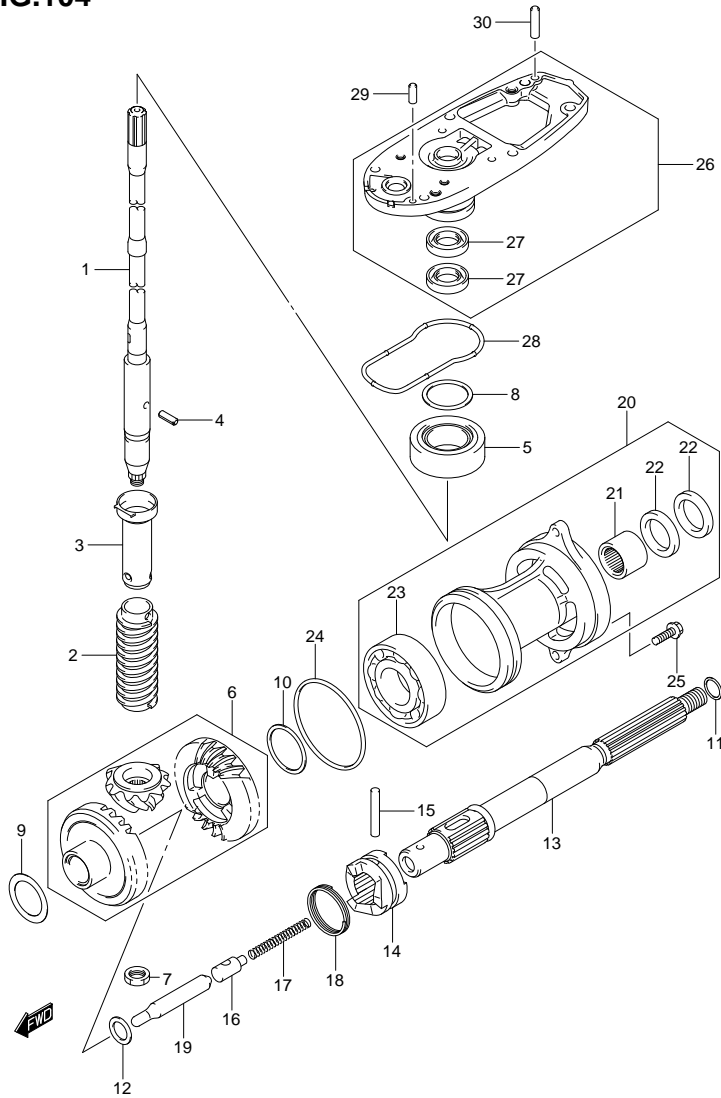


FIG.104 (1-1-15) TRANSMISSION (DF60A F40)

REF. NO.	PART NO.	DESCRIPTION	Q' TY	REMARKS
11-5	09160-22022	WASHER (22.5X28X2.2)	1	
11-6	09160-22023	WASHER (22.5X28X2.3)	1	
12	08211-20263	WASHER	1	
13	57610-94402	SHAFT, PROPELLER	1	
14	57621-87J02	SHIFTER, CLUTCH DOG	1	
15	09202-05022	PIN	1	
16	57634-88L00	PIN, PUSH	1	
17	09440-08043	SPRING	1	
18	09440-40002	SPRING	1	
19	57631-95303	ROD, PUSH	1	
20	56120-94321-0EP	HOUSING, PROP SHAFT BEARING (BLACK)	1	
21	09263-22020	·BEARING (22.2X28.5X19)	1	
22	09289-22007	·OIL SEAL (22X35X5)	2	
23	09262-35070	·BEARING (35X62X14)	1	
24	09280-75001	O RING (D:3.3, ID:75)	1	
25	09116-08122	BOLT (8X30)	2	
26	56130-87J10-0EP	HOUSING, DRIVE SHAFT BEARING (BLACK)	1	
27	09282-17005	·OIL SEAL (17X32X6)	2	
28	55122-88L00	RING, GEAR CASE SEAL	1	
29	09202-06025	PIN	1	
30	09202-06027	PIN	1	

FIG.105

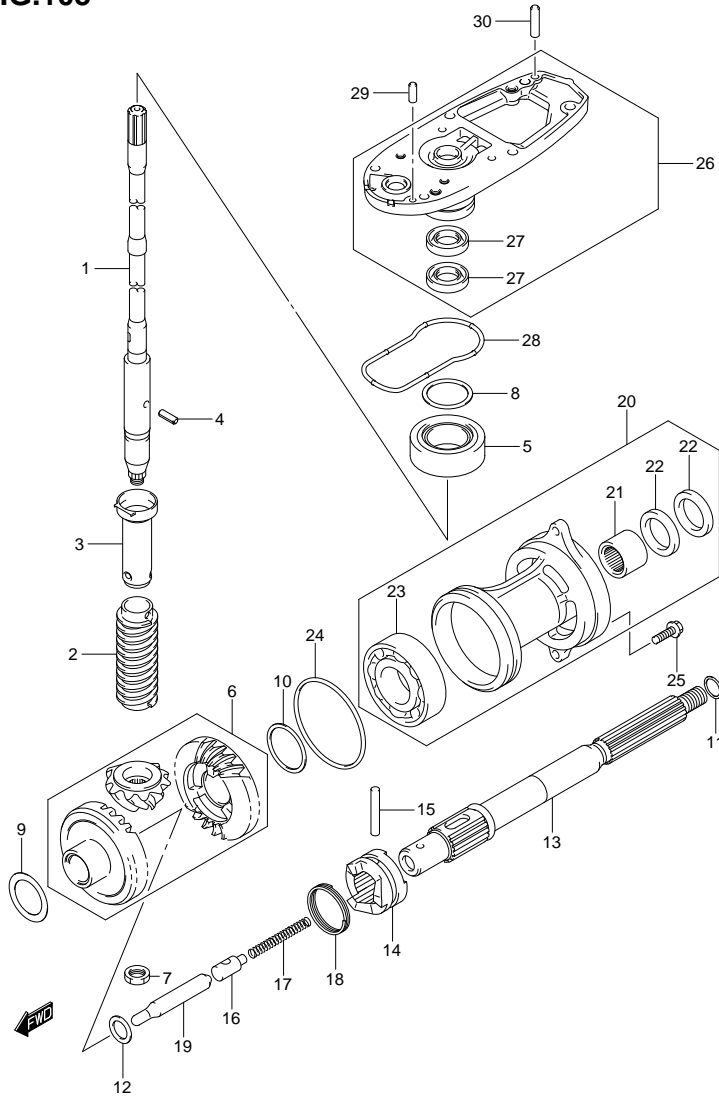


FIG.105 (1-J-2) TRANSMISSION (DF60AQH E1)

REF NO.	PART NO.	DESCRIPTION	Q'TY	REMARKS
1-1	57110-88L12	SHAFT ASSY, DRIVE (L)	1	W/TRANSOM(L)
1-2	57110-88L22	SHAFT ASSY, DRIVE (X)	1	W/TRANSOM(X)
2	57133-88L00	COLLAR, DRIVE SHAFT	1	
3	57133-94400	HOUSING, DRIVE SHAFT SPRING	1	
4	09205-03019	SPRING	1	
5	09265-20015	BEARING ASSY (20X42X15)	1	
6	57300-87851	PINION/GEAR SET	1	
7	09140-12034	NUT	1	
8-1	09181-35101	SHIM (35X42X0.5)	AR	DRIVE SHAFT ADJUST
8-2	09181-33001	SHIM (33.5X41.8X0.55)	AR	
8-3	09181-33002	SHIM (33.5X41.8X0.6)	AR	
8-4	09181-33003	SHIM (33.5X41.8X0.65)	AR	
8-5	09181-33004	SHIM (33.5X41.8X0.7)	AR	
8-6	09181-33005	SHIM (33.5X41.8X0.75)	AR	
8-7	09181-33006	SHIM (33.5X41.8X0.8)	AR	
8-8	09181-33007	SHIM (33.5X41.8X0.85)	AR	
8-9	09181-33008	SHIM (33.5X41.8X0.9)	AR	
8-10	09181-33009	SHIM (33.5X41.8X0.95)	AR	
8-11	09181-35110	SHIM (35X42X1)	AR	
9-1	09181-30186	SHIM (30X42X0.5)	AR	FORWARD BACKUP
9-2	09181-30187	SHIM (30X42X0.6)	AR	
9-3	09181-30188	SHIM (30X42X0.7)	AR	
9-4	09181-30190	SHIM (30X42X0.8)	AR	
9-5	09181-30192	SHIM (30X42X0.9)	AR	
10-1	08221-35455	SHIM	AR	REVERSE BACKUP
10-2	09181-35131	SHIM (35X46X0.6)	AR	
10-3	09181-35132	SHIM (35X46X0.7)	AR	
10-4	08221-35456	SHIM	AR	
10-5	09181-35136	SHIM (35X46X0.9)	AR	
10-6	08211-35451	WASHER	AR	
11-1	09160-22018	WASHER (22.2X28X1.8)	1	PROP SHAFT THRUST
11-2	09160-22019	WASHER (22.5X28X1.9)	1	
11-3	09160-22020	WASHER (22.5X28X2)	1	
11-4	09160-22021	WASHER (22.5X28X2.1)	1	

FIG.105

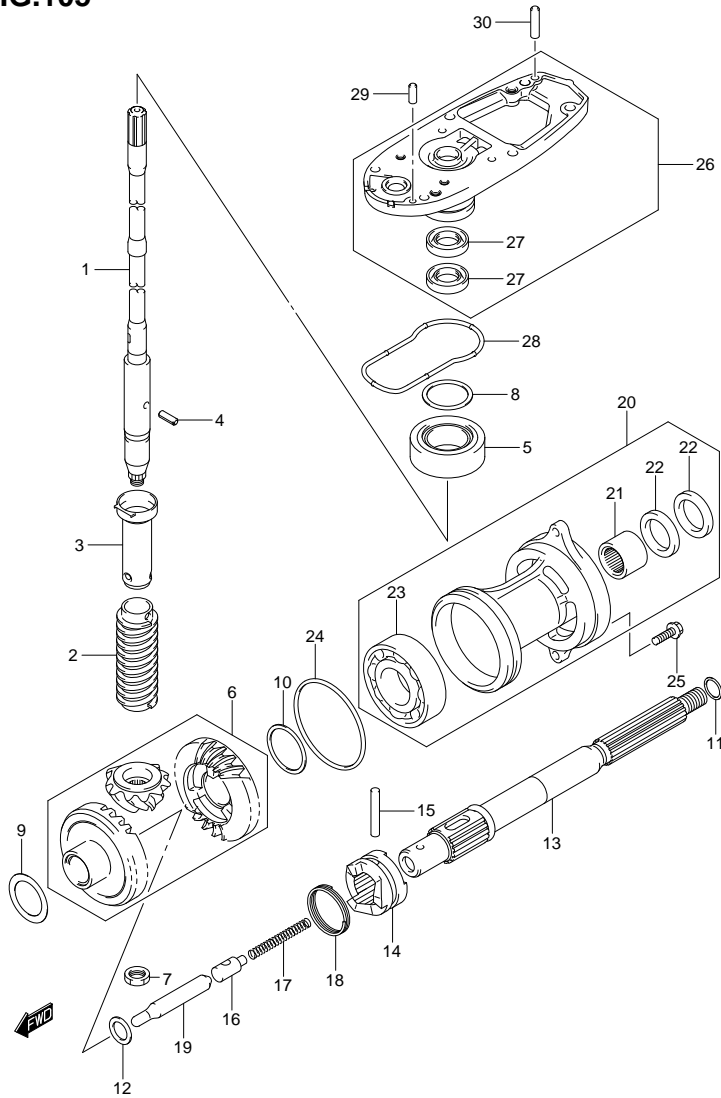
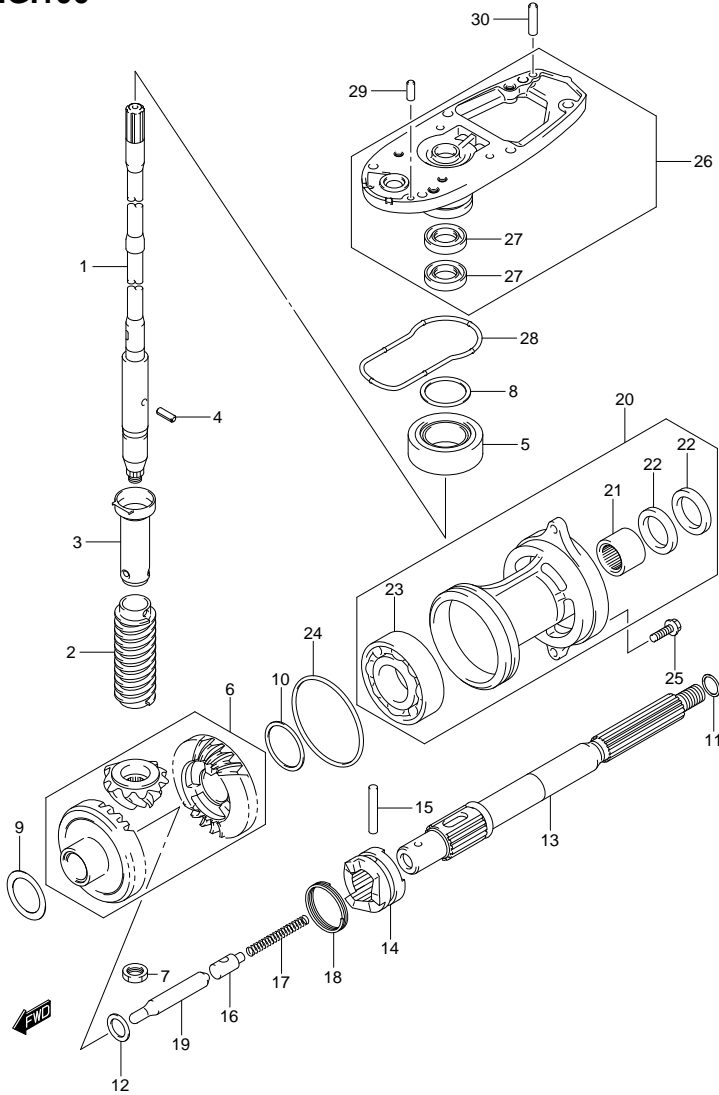


FIG.105 (1-J-3) TRANSMISSION (DF60AQH E1)

REF NO.	PART NO.	DESCRIPTION	Q'TY	REMARKS
11-5	09160-22022	WASHER (22.5X28X2.2)	1	
11-6	09160-22023	WASHER (22.5X28X2.3)	1	
12	08211-20263	WASHER	1	
13	57610-94402	SHAFT, PROPELLER	1	
14	57621-87J02	SHIFTER, CLUTCH DOG	1	
15	09202-05022	PIN	1	
16	57634-88L00	PIN, PUSH	1	
17	09440-08043	SPRING	1	
18	09440-40002	SPRING	1	
19	57631-95303	ROD, PUSH	1	
20	56120-94321-0EP	HOUSING, PROP SHAFT BEARING (BLACK)	1	
21	09263-22020	·BEARING (22.2X28.5X19)	1	
22	09289-22007	·OIL SEAL (22X35X5)	2	
23	09262-35070	·BEARING (35X62X14)	1	
24	09280-75001	O RING (D:3.3, ID:75)	1	
25	09116-08122	BOLT (8X30)	2	
26	56130-87J10-0EP	HOUSING, DRIVE SHAFT BEARING (BLACK)	1	
27	09282-17005	·OIL SEAL (17X32X6)	2	
28	55122-88L00	RING, GEAR CASE SEAL	1	
29	09202-06025	PIN	1	
30	09202-06027	PIN	1	

FIG.106



DF40A 50A 60A E01 012_106
TRANSMISSION

FIG.106 (1-J-4) TRANSMISSION (DF60AQH E40)

REF NO.	PART NO.	DESCRIPTION	Q'TY	REMARKS
1-1	57110-88L12	SHAFT ASSY, DRIVE (L)	1	W/TRANSOM(L)
1-2	57110-88L22	SHAFT ASSY, DRIVE (X)	1	W/TRANSOM(X)
2	57133-88L00	COLLAR, DRIVE SHAFT	1	
3	57133-94400	HOUSING, DRIVE SHAFT SPRING	1	
4	09205-03019	SPRING	1	
5	09265-20015	BEARING ASSY (20X42X15)	1	
6	57300-87851	PINION/GEAR SET	1	
7	09140-12034	NUT	1	
8-1	09181-35101	SHIM (35X42X0.5)	AR	DRIVE SHAFT ADJUST
8-2	09181-33001	SHIM (33.5X41.8X0.55)	AR	
8-3	09181-33002	SHIM (33.5X41.8X0.6)	AR	
8-4	09181-33003	SHIM (33.5X41.8X0.65)	AR	
8-5	09181-33004	SHIM (33.5X41.8X0.7)	AR	
8-6	09181-33005	SHIM (33.5X41.8X0.75)	AR	
8-7	09181-33006	SHIM (33.5X41.8X0.8)	AR	
8-8	09181-33007	SHIM (33.5X41.8X0.85)	AR	
8-9	09181-33008	SHIM (33.5X41.8X0.9)	AR	
8-10	09181-33009	SHIM (33.5X41.8X0.95)	AR	
8-11	09181-35110	SHIM (35X42X1)	AR	
9-1	09181-30186	SHIM (30X42X0.5)	AR	FORWARD BACKUP
9-2	09181-30187	SHIM (30X42X0.6)	AR	
9-3	09181-30188	SHIM (30X42X0.7)	AR	
9-4	09181-30190	SHIM (30X42X0.8)	AR	
9-5	09181-30192	SHIM (30X42X0.9)	AR	
10-1	08221-35455	SHIM	AR	REVERSE BACKUP
10-2	09181-35131	SHIM (35X46X0.6)	AR	
10-3	09181-35132	SHIM (35X46X0.7)	AR	
10-4	08221-35456	SHIM	AR	
10-5	09181-35136	SHIM (35X46X0.9)	AR	
10-6	08211-35451	WASHER	AR	
11-1	09160-22018	WASHER (22.2X28X1.8)	1	PROP SHAFT THRUST
11-2	09160-22019	WASHER (22.5X28X1.9)	1	
11-3	09160-22020	WASHER (22.5X28X2)	1	
11-4	09160-22021	WASHER (22.5X28X2.1)	1	

FIG.106

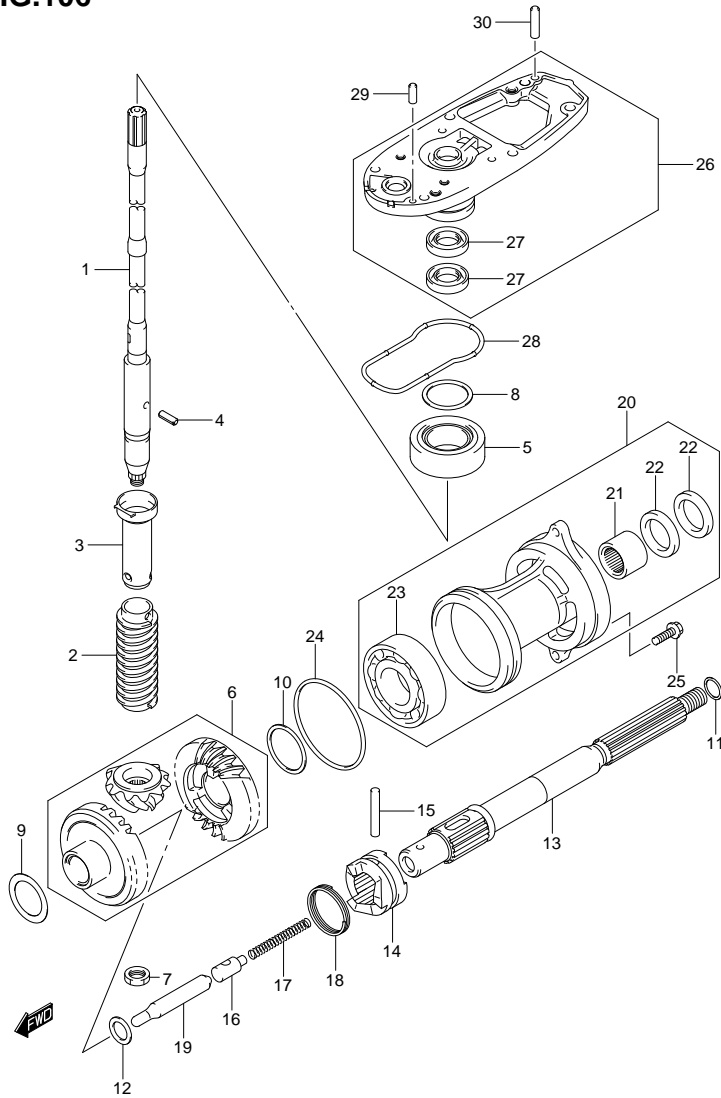


FIG.106 (1-J-5) TRANSMISSION (DF60AQH E40)

REF NO.	PART NO.	DESCRIPTION	Q'TY	REMARKS
11-5	09160-22022	WASHER (22.5X28X2.2)	1	
11-6	09160-22023	WASHER (22.5X28X2.3)	1	
12	08211-20263	WASHER	1	
13	57610-94402	SHAFT, PROPELLER	1	
14	57621-87J02	SHIFTER, CLUTCH DOG	1	
15	09202-05022	PIN	1	
16	57634-88L00	PIN, PUSH	1	
17	09440-08043	SPRING	1	
18	09440-40002	SPRING	1	
19	57631-95303	ROD, PUSH	1	
20	56120-94321-0EP	HOUSING, PROP SHAFT BEARING (BLACK)	1	
21	09263-22020	·BEARING (22.2X28.5X19)	1	
22	09289-22007	·OIL SEAL (22X35X5)	2	
23	09262-35070	·BEARING (35X62X14)	1	
24	09280-75001	O RING (D:3.3, ID:75)	1	
25	09116-08122	BOLT (8X30)	2	
26	56130-87J10-0EP	HOUSING, DRIVE SHAFT BEARING (BLACK)	1	
27	09282-17005	·OIL SEAL (17X32X6)	2	
28	55122-88L00	RING, GEAR CASE SEAL	1	
29	09202-06025	PIN	1	
30	09202-06027	PIN	1	

FIG.107

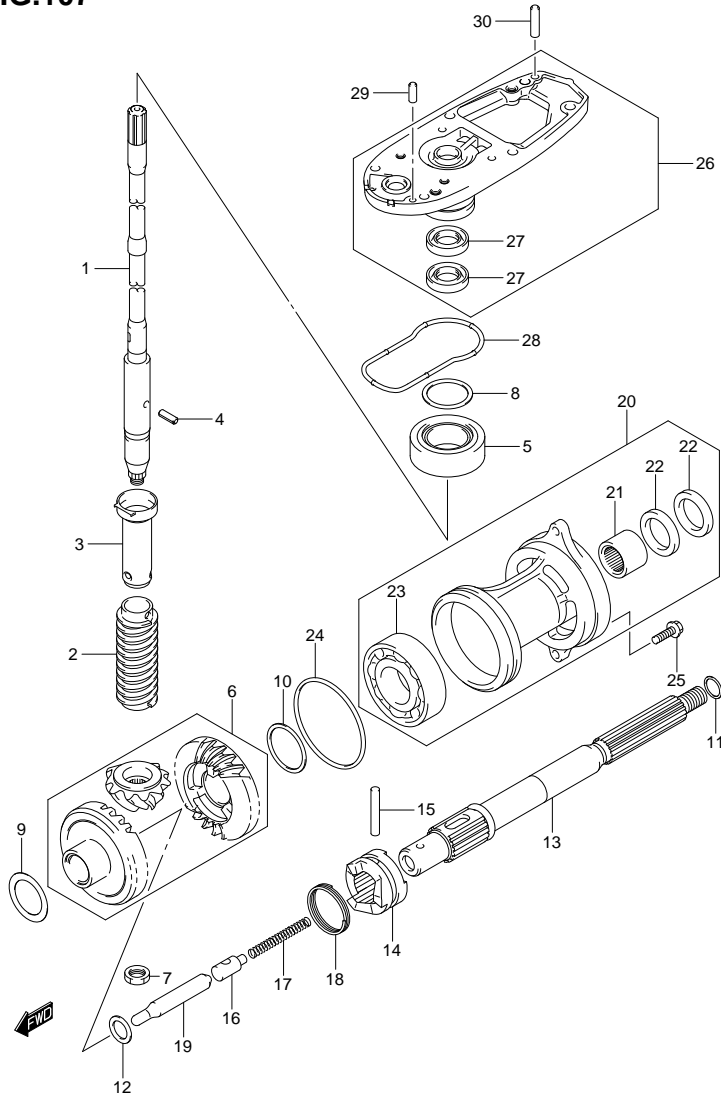


FIG.107 (1-J-6) TRANSMISSION (DF60ATH E1)

REF NO.	PART NO.	DESCRIPTION	Q'TY	REMARKS
1-1	57110-88L12	SHAFT ASSY, DRIVE (L)	1	W/TRANSOM(L)
1-2	57110-88L22	SHAFT ASSY, DRIVE (X)	1	W/TRANSOM(X)
2	57133-88L00	COLLAR, DRIVE SHAFT	1	
3	57133-94400	HOUSING, DRIVE SHAFT SPRING	1	
4	09205-03019	SPRING	1	
5	09265-20015	BEARING ASSY (20X42X15)	1	
6	57300-87851	PINION/GEAR SET	1	
7	09140-12034	NUT	1	
8-1	09181-35101	SHIM (35X42X0.5)	AR	DRIVE SHAFT ADJUST
8-2	09181-33001	SHIM (33.5X41.8X0.55)	AR	
8-3	09181-33002	SHIM (33.5X41.8X0.6)	AR	
8-4	09181-33003	SHIM (33.5X41.8X0.65)	AR	
8-5	09181-33004	SHIM (33.5X41.8X0.7)	AR	
8-6	09181-33005	SHIM (33.5X41.8X0.75)	AR	
8-7	09181-33006	SHIM (33.5X41.8X0.8)	AR	
8-8	09181-33007	SHIM (33.5X41.8X0.85)	AR	
8-9	09181-33008	SHIM (33.5X41.8X0.9)	AR	
8-10	09181-33009	SHIM (33.5X41.8X0.95)	AR	
8-11	09181-35110	SHIM (35X42X1)	AR	
9-1	09181-30186	SHIM (30X42X0.5)	AR	FORWARD BACKUP
9-2	09181-30187	SHIM (30X42X0.6)	AR	
9-3	09181-30188	SHIM (30X42X0.7)	AR	
9-4	09181-30190	SHIM (30X42X0.8)	AR	
9-5	09181-30192	SHIM (30X42X0.9)	AR	
10-1	08221-35455	SHIM	AR	REVERSE BACKUP
10-2	09181-35131	SHIM (35X46X0.6)	AR	
10-3	09181-35132	SHIM (35X46X0.7)	AR	
10-4	08221-35456	SHIM	AR	
10-5	09181-35136	SHIM (35X46X0.9)	AR	
10-6	08211-35451	WASHER	AR	
11-1	09160-22018	WASHER (22.2X28X1.8)	1	PROP SHAFT THRUST
11-2	09160-22019	WASHER (22.5X28X1.9)	1	
11-3	09160-22020	WASHER (22.5X28X2)	1	
11-4	09160-22021	WASHER (22.5X28X2.1)	1	

FIG.107

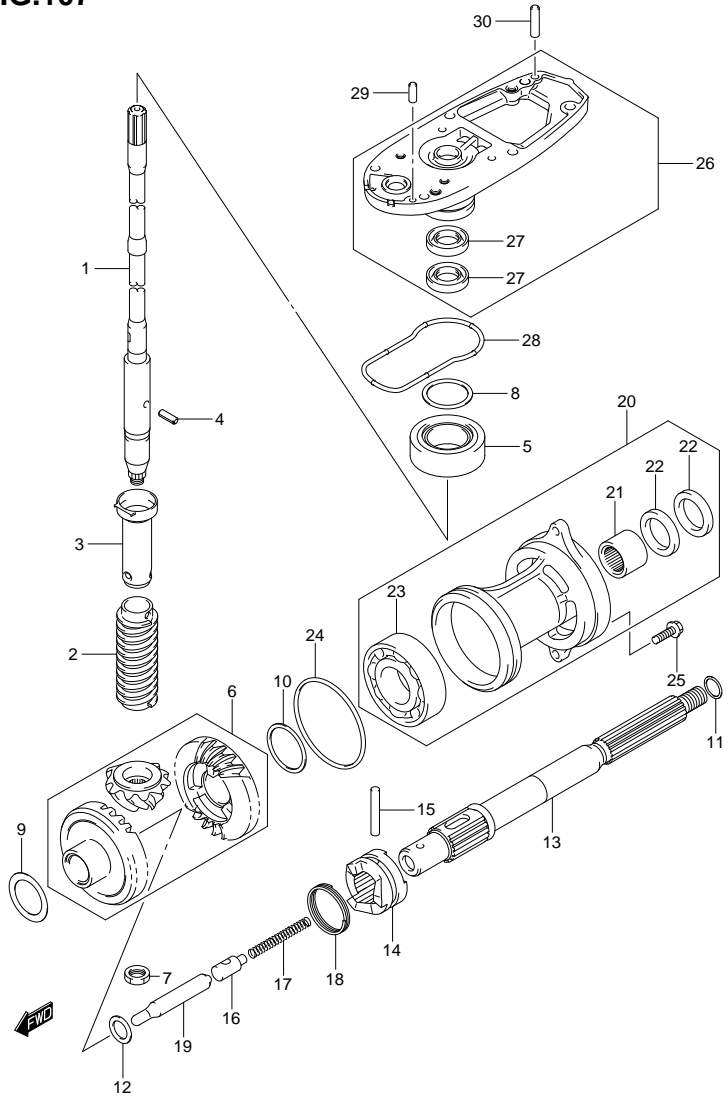


FIG.107 (1-J-7) TRANSMISSION (DF60ATH E1)

REF NO.	PART NO.	DESCRIPTION	Q'TY	REMARKS
11-5	09160-22022	WASHER (22.5X28X2.2)	1	
11-6	09160-22023	WASHER (22.5X28X2.3)	1	
12	08211-20263	WASHER	1	
13	57610-94402	SHAFT, PROPELLER	1	
14	57621-87J02	SHIFTER, CLUTCH DOG	1	
15	09202-05022	PIN	1	
16	57634-88L00	PIN, PUSH	1	
17	09440-08043	SPRING	1	
18	09440-40002	SPRING	1	
19	57631-95303	ROD, PUSH	1	
20	56120-94321-0EP	HOUSING, PROP SHAFT BEARING (BLACK)	1	
21	09263-22020	·BEARING (22.2X28.5X19)	1	
22	09289-22007	·OIL SEAL (22X35X5)	2	
23	09262-35070	·BEARING (35X62X14)	1	
24	09280-75001	O RING (D:3.3, ID:75)	1	
25	09116-08122	BOLT (8X30)	2	
26	56130-87J10-0EP	HOUSING, DRIVE SHAFT BEARING (BLACK)	1	
27	09282-17005	·OIL SEAL (17X32X6)	2	
28	55122-88L00	RING, GEAR CASE SEAL	1	
29	09202-06025	PIN	1	
30	09202-06027	PIN	1	

FIG.108

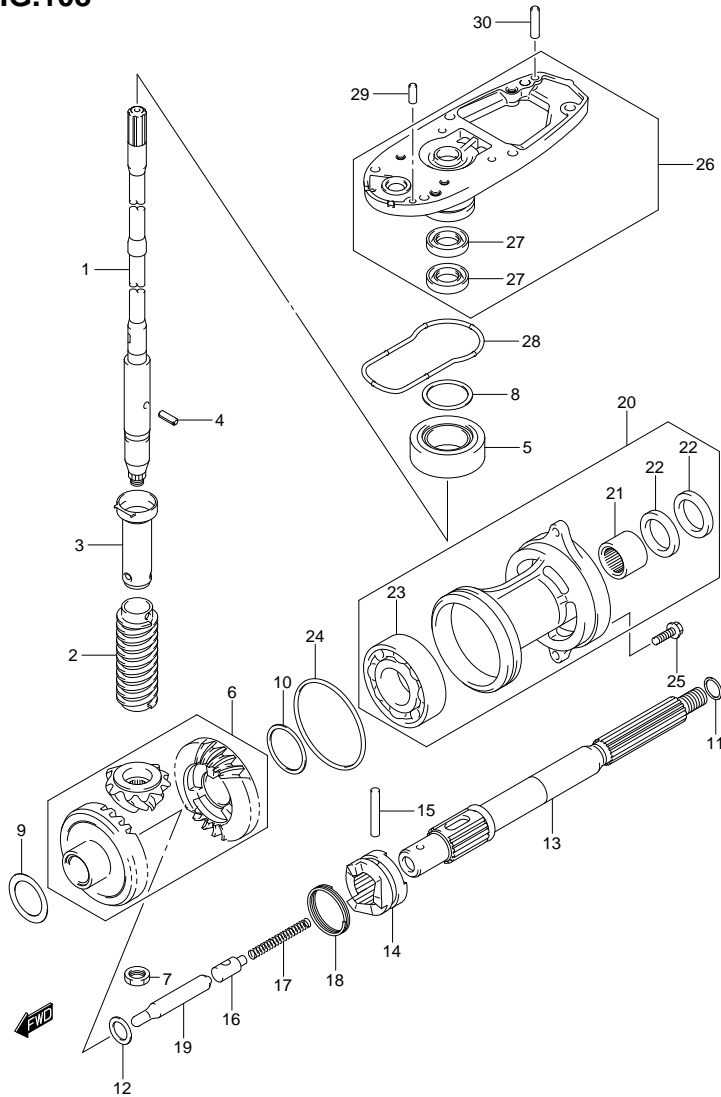


FIG.108 (1-J-8) TRANSMISSION (DF60ATH E40)

REF NO.	PART NO.	DESCRIPTION	Q'TY	REMARKS
1-1	57110-88L12	SHAFT ASSY, DRIVE (L)	1	W/TRANSOM(L)
1-2	57110-88L22	SHAFT ASSY, DRIVE (X)	1	W/TRANSOM(X)
2	57133-88L00	COLLAR, DRIVE SHAFT	1	
3	57133-94400	HOUSING, DRIVE SHAFT SPRING	1	
4	09205-03019	SPRING	1	
5	09265-20015	BEARING ASSY (20X42X15)	1	
6	57300-87851	PINION/GEAR SET	1	
7	09140-12034	NUT	1	
8-1	09181-35101	SHIM (35X42X0.5)	AR	DRIVE SHAFT ADJUST
8-2	09181-33001	SHIM (33.5X41.8X0.55)	AR	
8-3	09181-33002	SHIM (33.5X41.8X0.6)	AR	
8-4	09181-33003	SHIM (33.5X41.8X0.65)	AR	
8-5	09181-33004	SHIM (33.5X41.8X0.7)	AR	
8-6	09181-33005	SHIM (33.5X41.8X0.75)	AR	
8-7	09181-33006	SHIM (33.5X41.8X0.8)	AR	
8-8	09181-33007	SHIM (33.5X41.8X0.85)	AR	
8-9	09181-33008	SHIM (33.5X41.8X0.9)	AR	
8-10	09181-33009	SHIM (33.5X41.8X0.95)	AR	
8-11	09181-35110	SHIM (35X42X1)	AR	
9-1	09181-30186	SHIM (30X42X0.5)	AR	FORWARD BACKUP
9-2	09181-30187	SHIM (30X42X0.6)	AR	
9-3	09181-30188	SHIM (30X42X0.7)	AR	
9-4	09181-30190	SHIM (30X42X0.8)	AR	
9-5	09181-30192	SHIM (30X42X0.9)	AR	
10-1	08221-35455	SHIM	AR	REVERSE BACKUP
10-2	09181-35131	SHIM (35X46X0.6)	AR	
10-3	09181-35132	SHIM (35X46X0.7)	AR	
10-4	08221-35456	SHIM	AR	
10-5	09181-35136	SHIM (35X46X0.9)	AR	
10-6	08211-35451	WASHER	AR	
11-1	09160-22018	WASHER (22.2X28X1.8)	1	PROP SHAFT THRUST
11-2	09160-22019	WASHER (22.5X28X1.9)	1	
11-3	09160-22020	WASHER (22.5X28X2)	1	
11-4	09160-22021	WASHER (22.5X28X2.1)	1	

FIG.108

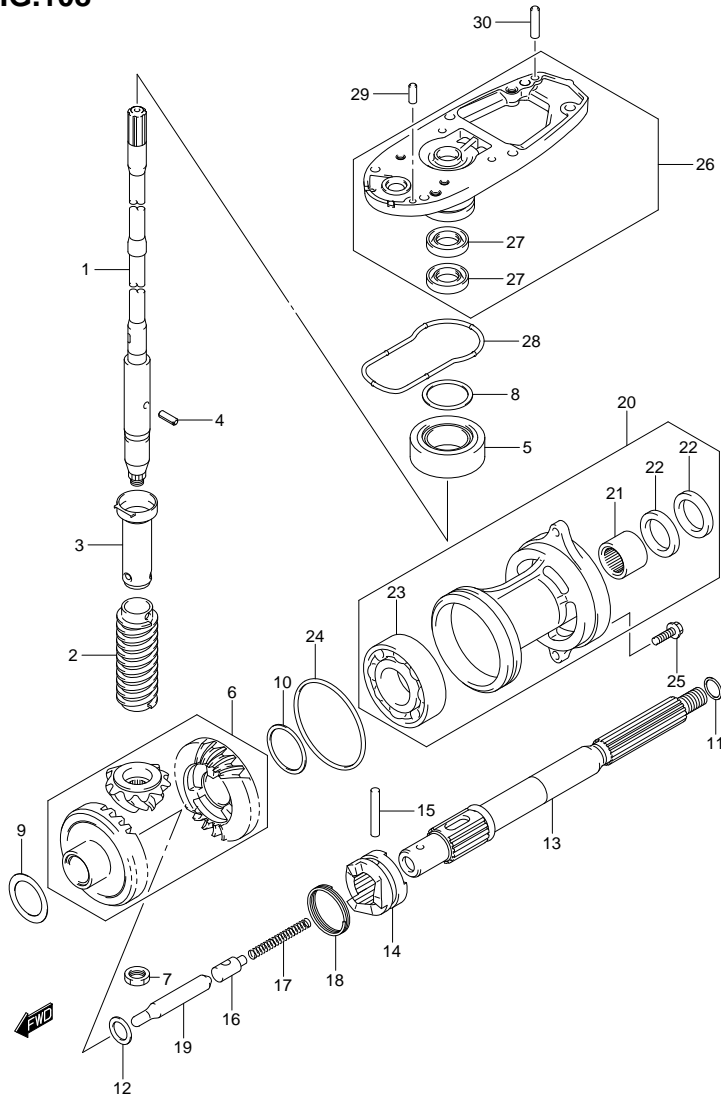


FIG.108 (1-J-9) TRANSMISSION (DF60ATH F40)

REF NO.	PART NO.	DESCRIPTION	QTY	REMARKS
11-5	09160-22022	WASHER (22.5X28X2.2)	1	
11-6	09160-22023	WASHER (22.5X28X2.3)	1	
12	08211-20263	WASHER	1	
13	57610-94402	SHAFT, PROPELLER	1	
14	57621-87J02	SHIFTER, CLUTCH DOG	1	
15	09202-05022	PIN	1	
16	57634-88L00	PIN, PUSH	1	
17	09440-08043	SPRING	1	
18	09440-40002	SPRING	1	
19	57631-95303	ROD, PUSH	1	
20	56120-94321-0EP	HOUSING, PROP SHAFT BEARING (BLACK)	1	
21	09263-22020	·BEARING (22.2X28.5X19)	1	
22	09289-22007	·OIL SEAL (22X35X5)	2	
23	09262-35070	·BEARING (35X62X14)	1	
24	09280-75001	O RING (D:3.3, ID:75)	1	
25	09116-08122	BOLT (8X30)	2	
26	56130-87J10-0EP	HOUSING, DRIVE SHAFT BEARING (BLACK)	1	
27	09282-17005	·OIL SEAL (17X32X6)	2	
28	55122-88L00	RING, GEAR CASE SEAL	1	
29	09202-06025	PIN	1	
30	09202-06027	PIN	1	

FIG.109

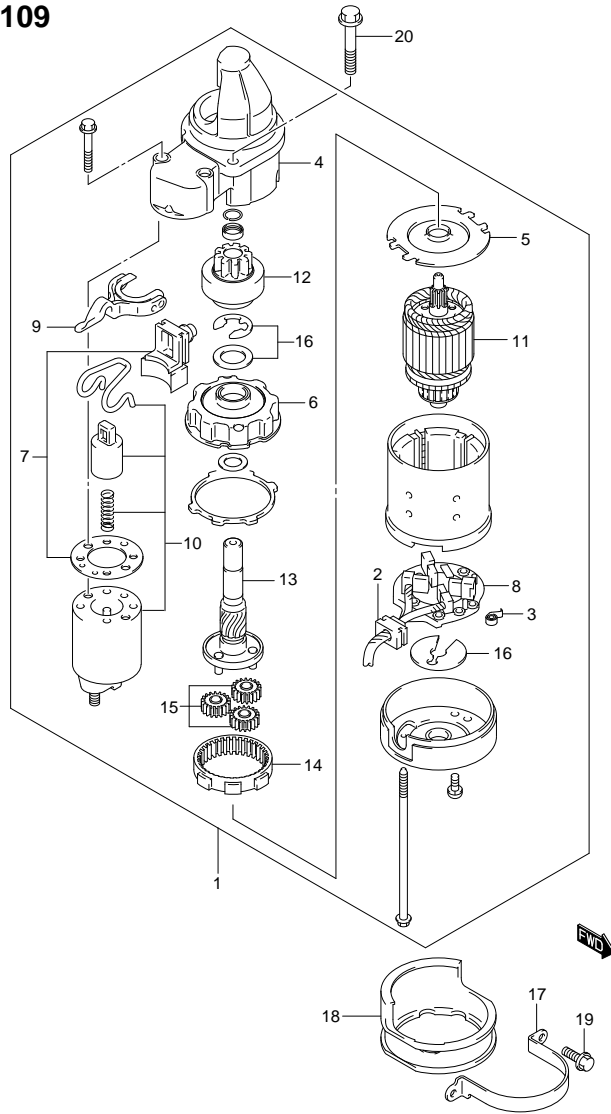


FIG.109 (1-J-10) STARTING MOTOR

REF NO.	PART NO.	DESCRIPTION	Q'TY	REMARKS
1	31100-94J21	STARTING MOTOR	1	
2	31131-94J00	·BRUSH SET, PLUS	1	
3	31135-90J00	·SPRING	4	
4	31151-94J00	·CASE, GEAR	1	
5	31152-90J00	·PLATE, CENTER	1	
6	31153-90J00	·BRACKET, PLANET GEAR	1	
7	31171-96J00	·COVER KIT, DUST	1	
8	31173-94J00	·HOLDER ASSY, BRUSH	1	
9	31191-96J00	·LEVER, SHIFT	1	
10	31220-94J00	·SWITCH, MAGNET	1	
11	31310-90J00	·ARMATURE	1	
12	31320-94J00	·PINION	1	
13	31341-94J00	·SHAFT, PINION	1	
14	31343-90J00	·INTERNAL GEAR	1	
15	31344-90J00	·GEAR, PLANETARY	3	
16	31360-93J01	·WASHER SET	1	
17	31912-88L00	BAND, STARTER MOTOR	1	
18	31918-87L00	DAMPER, LOWER	1	
19	01550-06167	BOLT	2	LOWER
20	01550-08307	BOLT	2	UPPER

FIG.111

FIG.111 (1-J-12) RECTIFIER / IGNITION COIL

REF NO.	PART NO.	DESCRIPTION	Q'TY	REMARKS
1	32800-88L00	RECTIFIER/REGULATOR ASSY	1	
2	01550-06257	BOLT	2	
3	32890-88L00	HOLDER, ELECTRIC PARTS	1	
4	09116-06202	BOLT (6X25)	3	
5	09169-06062	WASHER	3	
6	09320-09016	CUSHION	3	
7	33410-87L00	COIL ASSY, IGNITION	3	
8	01547-06207	BOLT	3	

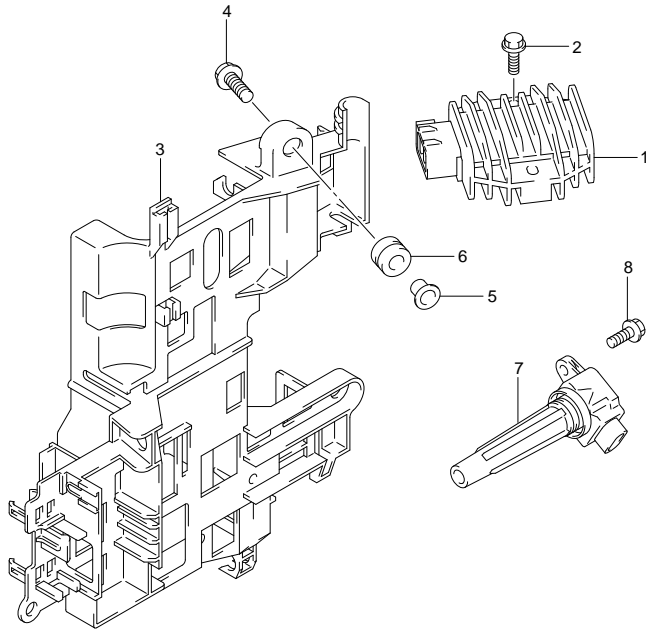


FIG.112

FIG.112 (1-J-13) SENSOR (DF40A E1)

REF NO.	PART NO.	DESCRIPTION	Q'TY	REMARKS
1	34830-87J20	SENSOR ASSY, CYLINDER TEMP	1	
2	34840-98J01	SENSOR ASSY, TRIM	1	
3	09125-05048	SCREW (5X16)	1	
4	09160-05029	WASHER (5.5X12X0.8)	1	
5	09103-06093	BOLT (6X20)	2	
6	37820-99E01	SWITCH, OIL PRESSURE	1	
7	09403-07340	CLAMP	1	
8	36656-88L00	GROMMET, PTT CABLE	1	
9	09407-14407	CLAMP (L:145)	3	
10	34841-88L00	LEVER, TRIM SENSOR	1	
11	34845-88L00	BRACKET, TRIM SENSOR	1	
12	29404-93J10	CLAMP, PTT CABLE	1	

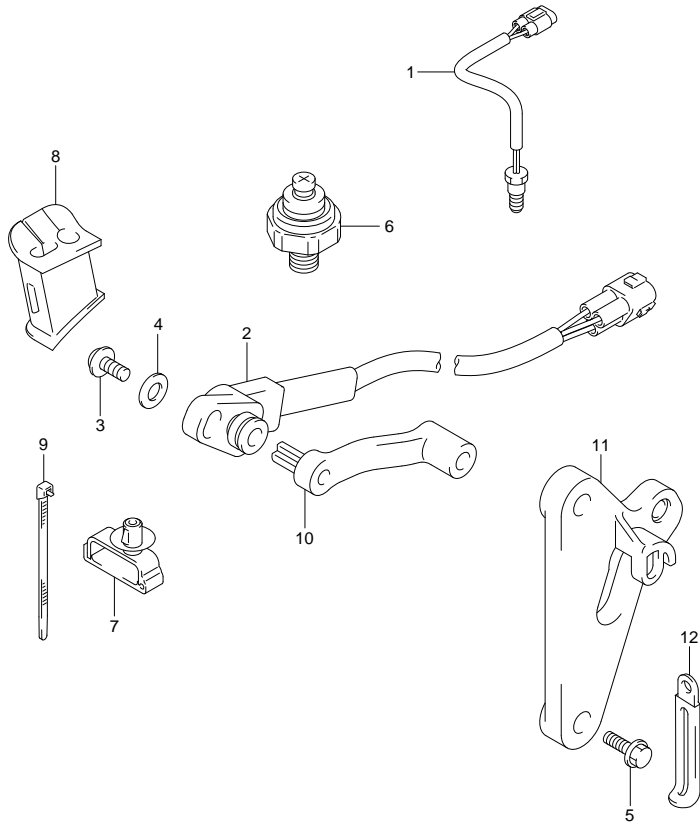


FIG.113

FIG.113 (1-J-14) SENSOR (DF40AQH E1)

REF NO.	PART NO.	DESCRIPTION	Q'TY	REMARKS
1	34830-87J20	SENSOR ASSY, CYLINDER TEMP	1	
2	37820-99E01	SWITCH, OIL PRESSURE	1	
3	36656-88L10	GROMMET, PTT CABLE	1	

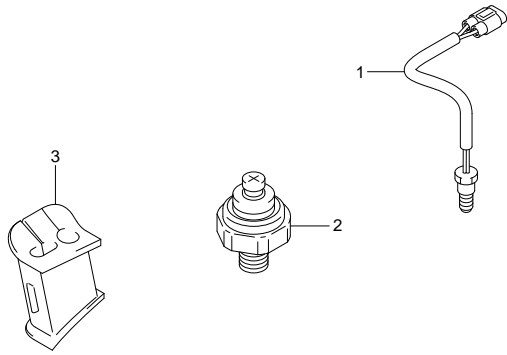


FIG.114

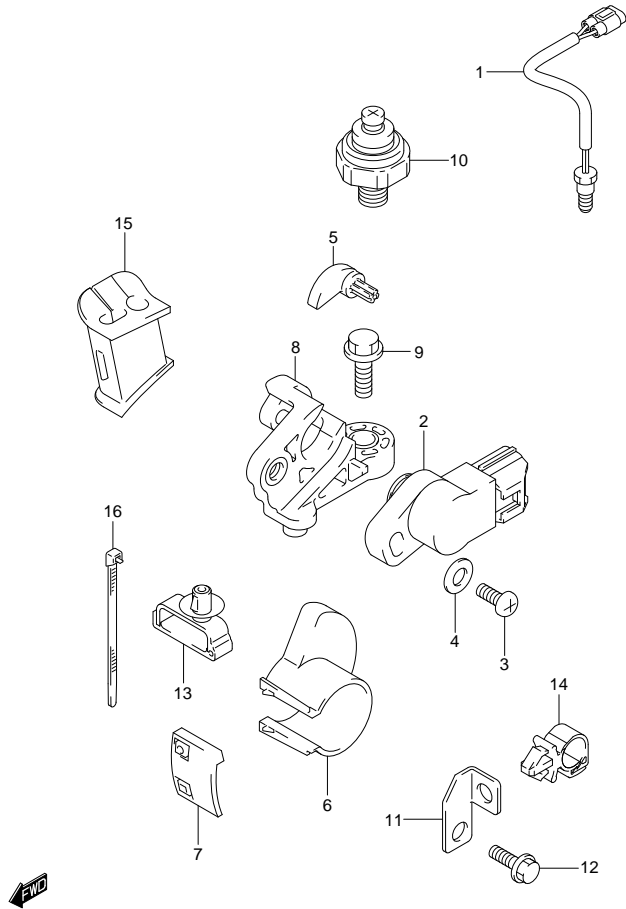


FIG.114 (1-J-15) SENSOR (DF40AST E34)

REF NO.	PART NO.	DESCRIPTION	Q'TY	REMARKS
1	34830-87J20	SENSOR ASSY, CYLINDER TEMP	1	
2	34840-98J10	SENSOR ASSY, TRIM	1	
3	09125-05046	SCREW (5X12)	1	
4	09160-05029	WASHER (5.5X12X0.8)	1	
5	34841-87L10	LEVER, TRIM SENSOR	1	
6	34842-88L10	CAM, TRIM SENSOR UPPER	1	
7	34843-87L00	CAM, TRIM SENSOR LOWER	1	
8	34845-88L10	BRACKET, TRIM SENSOR	1	
9	09103-06093	BOLT (6X20)	1	
10	37820-99E01	SWITCH, OIL PRESSURE	1	
11	36617-88L00	BRACKET, PTT CABLE CLAMP	1	
12	09103-06152	BOLT (6X12)	1	
13	09403-07340	CLAMP	1	
14	09403-11321	CLAMP	1	
15	36656-88L00	GROMMET, PTT CABLE	1	
16	09407-14407	CLAMP (L:145)	2	

FIG.115

FIG.115 (1-K-2) SENSOR (DF50A E1)

REF NO.	PART NO.	DESCRIPTION	Q'TY	REMARKS
1	34830-87J20	SENSOR ASSY, CYLINDER TEMP	1	
2	34840-98J01	SENSOR ASSY, TRIM	1	
3	09125-05048	SCREW (5X16)	1	
4	09160-05029	WASHER (5.5X12X0.8)	1	
5	09103-06093	BOLT (6X20)	2	
6	37820-99E01	SWITCH, OIL PRESSURE	1	
7	09403-07340	CLAMP	1	
8	36656-88L00	GROMMET, PTT CABLE	1	
9	09407-14407	CLAMP (L:145)	3	
10	34841-88L00	LEVER, TRIM SENSOR	1	
11	34845-88L00	BRACKET, TRIM SENSOR	1	
12	29404-93J10	CLAMP, PTT CABLE	1	

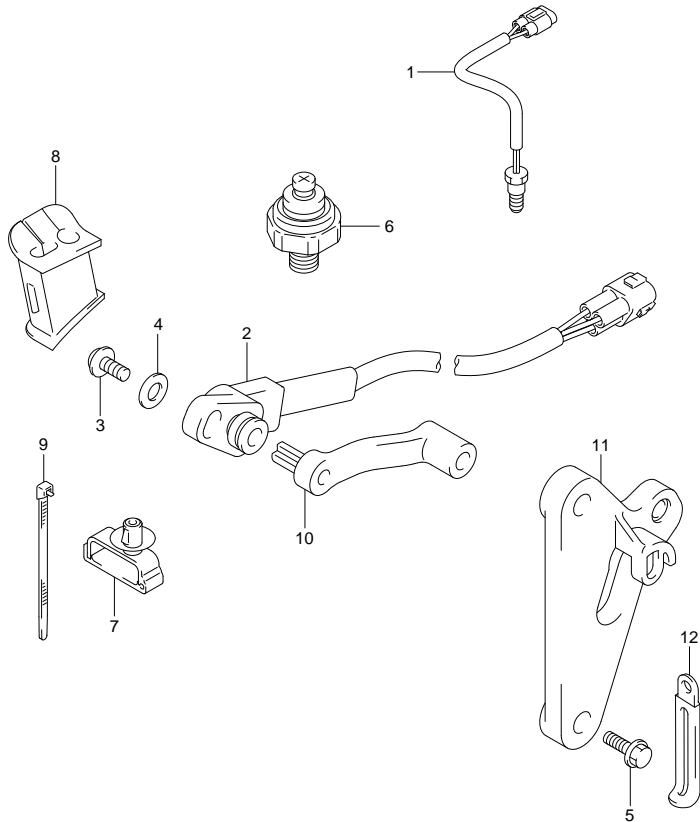


FIG.116

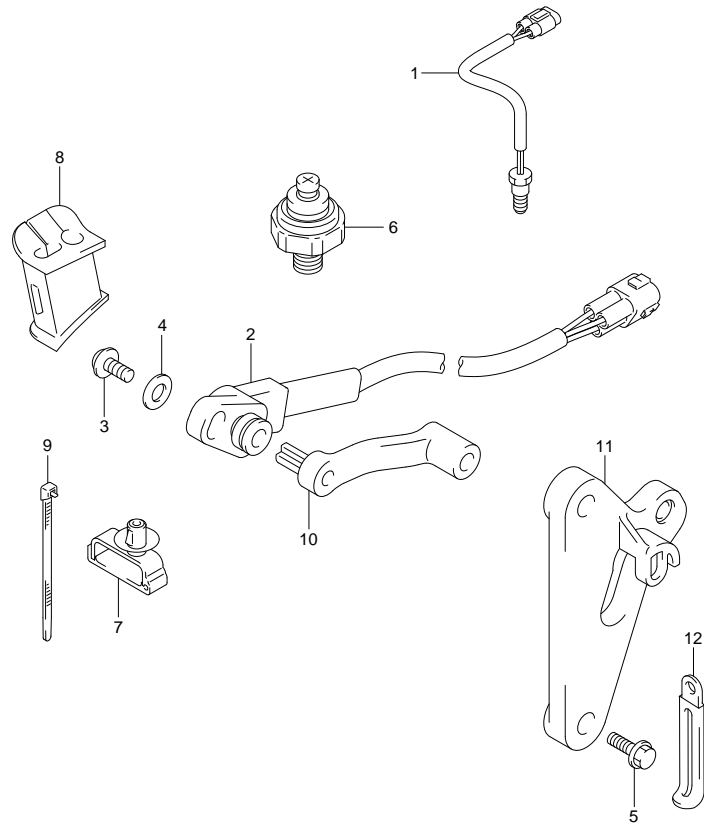


FIG.116 (1-K-3) SENSOR (DF50ATH E1)

REF NO.	PART NO.	DESCRIPTION	Q'TY	REMARKS
1	34830-87J20	SENSOR ASSY, CYLINDER TEMP	1	
2	34840-98J01	SENSOR ASSY, TRIM	1	
3	09125-05048	SCREW (5X16)	1	
4	09160-05029	WASHER (5.5X12X0.8)	1	
5	09103-06093	BOLT (6X20)	2	
6	37820-99E01	SWITCH, OIL PRESSURE	1	
7	09403-07340	CLAMP	1	
8	36656-88L00	GROMMET, PTT CABLE	1	
9	09407-14407	CLAMP (L:145)	3	
10	34841-88L00	LEVER, TRIM SENSOR	1	
11	34845-88L00	BRACKET, TRIM SENSOR	1	
12	29404-93J10	CLAMP, PTT CABLE	1	

FIG.117

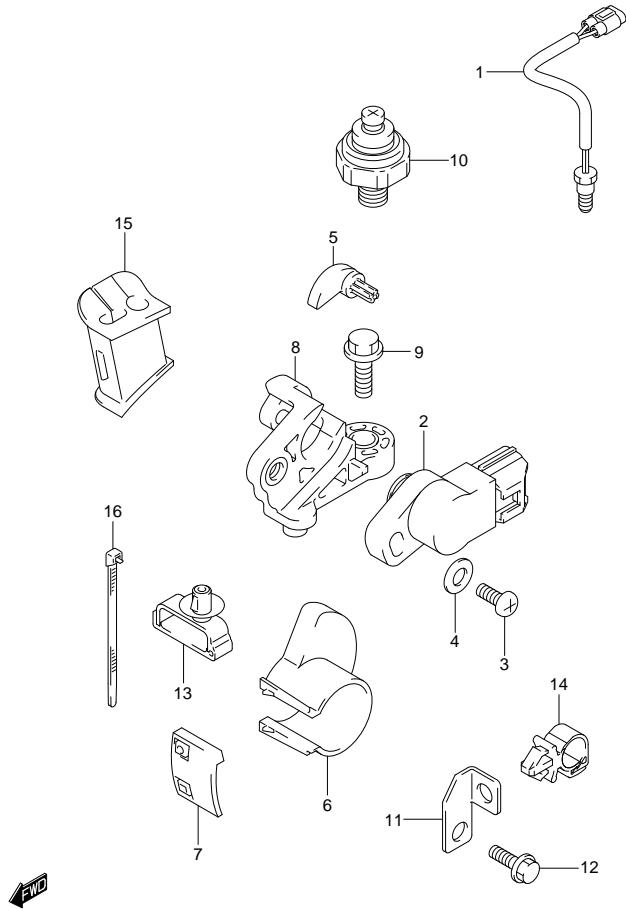


FIG.117 (1-K-4) SENSOR (DF60A E1)

REF NO.	PART NO.	DESCRIPTION	Q'TY	REMARKS
1	34830-87J20	SENSOR ASSY, CYLINDER TEMP	1	
2	34840-98J10	SENSOR ASSY, TRIM	1	
3	09125-05046	SCREW (5X12)	1	
4	09160-05029	WASHER (5.5X12X0.8)	1	
5	34841-87L10	LEVER, TRIM SENSOR	1	
6	34842-88L10	CAM, TRIM SENSOR UPPER	1	
7	34843-87L00	CAM, TRIM SENSOR LOWER	1	
8	34845-88L10	BRACKET, TRIM SENSOR	1	
9	09103-06093	BOLT (6X20)	1	
10	37820-99E01	SWITCH, OIL PRESSURE	1	
11	36617-88L00	BRACKET, PTT CABLE CLAMP	1	
12	09103-06152	BOLT (6X12)	1	
13	09403-07340	CLAMP	1	
14	09403-11321	CLAMP	1	
15	36656-88L00	GROMMET, PTT CABLE	1	
16	09407-14407	CLAMP (L:145)	2	

FIG.118

FIG.118 (1-K-5) SENSOR (DF60A E40)

REF. NO.	PART NO.	DESCRIPTION	Q'TY	REMARKS
1	34830-87J20	SENSOR ASSY, CYLINDER TEMP	1	
2	34840-98J10	SENSOR ASSY, TRIM	1	
3	09125-05046	SCREW (5X12)	1	
4	09160-05029	WASHER (5.5X12X0.8)	1	
5	34841-87L10	LEVER, TRIM SENSOR	1	
6	34842-88L10	CAM, TRIM SENSOR UPPER	1	
7	34843-87L00	CAM, TRIM SENSOR LOWER	1	
8	34845-88L10	BRACKET, TRIM SENSOR	1	
9	09103-06093	BOLT (6X20)	1	
10	37820-99E01	SWITCH, OIL PRESSURE	1	
11	36617-88L00	BRACKET, PTT CABLE CLAMP	1	
12	09103-06152	BOLT (6X12)	1	
13	09403-07340	CLAMP	1	
14	09403-11321	CLAMP	1	
15	36656-88L00	GROMMET, PTT CABLE	1	
16	09407-14407	CLAMP (L:145)	2	

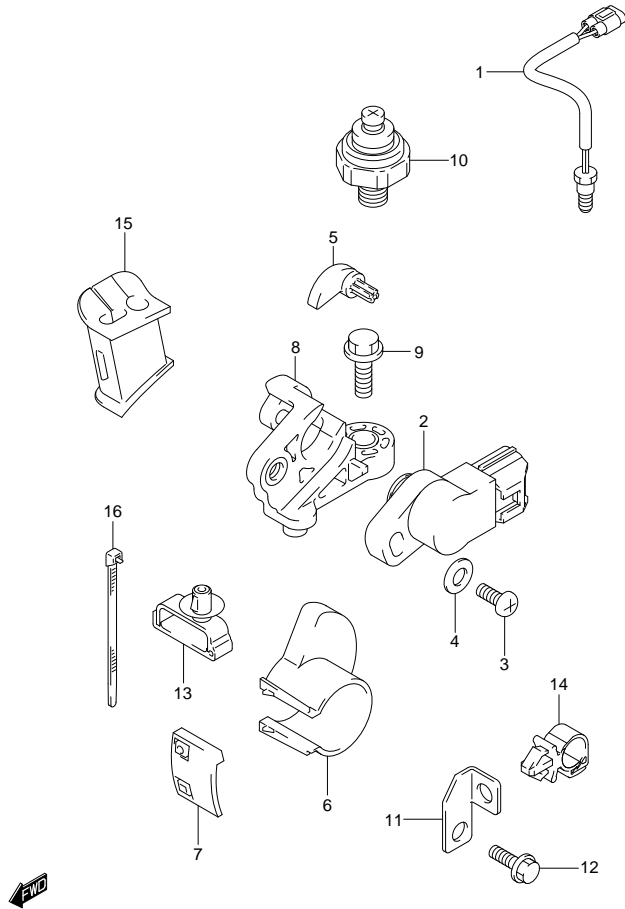


FIG.119

FIG.119 (1-K-6) SENSOR (DF60AQH E1)

REF NO.	PART NO.	DESCRIPTION	Q' TY	REMARKS
1	34830-87J20	SENSOR ASSY, CYLINDER TEMP	1	
2	37820-99E01	SWITCH, OIL PRESSURE	1	
3	36656-88L10	GROMMET, PTT CABLE	1	

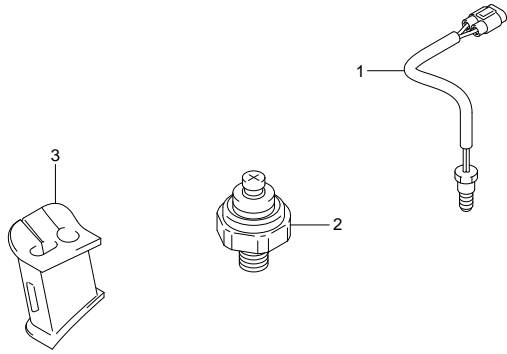


FIG.120

FIG.120 (1-K-7) SENSOR (DF60AQH E40)

REF NO.	PART NO.	DESCRIPTION	Q' TY	REMARKS
1	34830-87J20	SENSOR ASSY, CYLINDER TEMP	1	
2	37820-99E01	SWITCH, OIL PRESSURE	1	
3	36656-88L10	GROMMET, PTT CABLE	1	

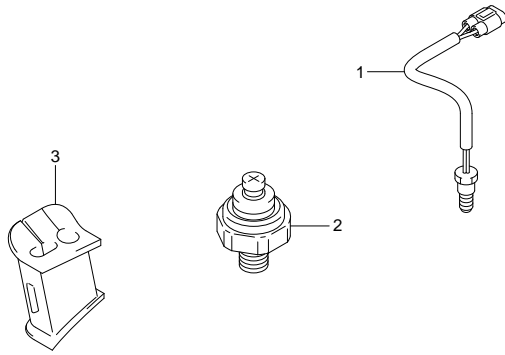


FIG.121

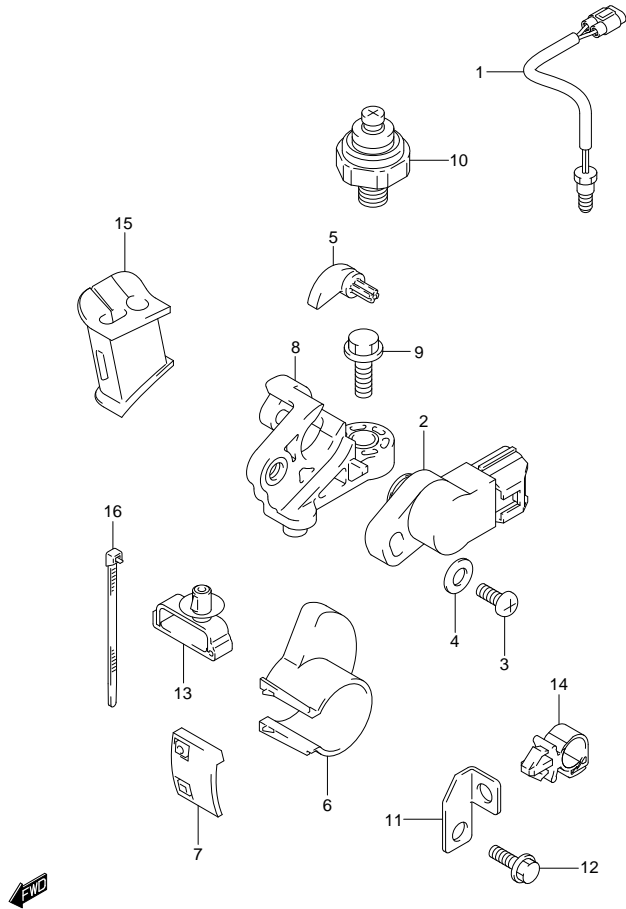


FIG.121 (1-K-8) SENSOR (DF60ATH E1)

REF. NO.	PART NO.	DESCRIPTION	Q'TY	REMARKS
1	34830-87J20	SENSOR ASSY, CYLINDER TEMP	1	
2	34840-98J10	SENSOR ASSY, TRIM	1	
3	09125-05046	SCREW (5X12)	1	
4	09160-05029	WASHER (5.5X12X0.8)	1	
5	34841-87L10	LEVER, TRIM SENSOR	1	
6	34842-88L10	CAM, TRIM SENSOR UPPER	1	
7	34843-87L00	CAM, TRIM SENSOR LOWER	1	
8	34845-88L10	BRACKET, TRIM SENSOR	1	
9	09103-06093	BOLT (6X20)	1	
10	37820-99E01	SWITCH, OIL PRESSURE	1	
11	36617-88L00	BRACKET, PTT CABLE CLAMP	1	
12	09103-06152	BOLT (6X12)	1	
13	09403-07340	CLAMP	1	
14	09403-11321	CLAMP	1	
15	36656-88L00	GROMMET, PTT CABLE	1	
16	09407-14407	CLAMP (L:145)	2	

FIG.122

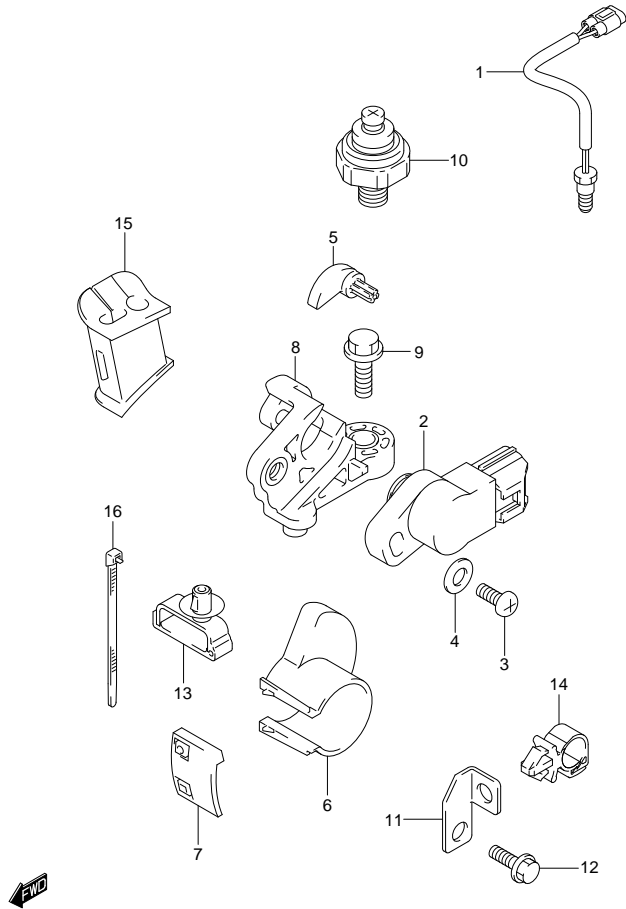


FIG.122 (1-K-9) SENSOR (DF60ATH F40)

REF NO.	PART NO.	DESCRIPTION	Q'TY	REMARKS
1	34830-87J20	SENSOR ASSY, CYLINDER TEMP	1	
2	34840-98J10	SENSOR ASSY, TRIM	1	
3	09125-05046	SCREW (5X12)	1	
4	09160-05029	WASHER (5.5X12X0.8)	1	
5	34841-87L10	LEVER, TRIM SENSOR	1	
6	34842-88L10	CAM, TRIM SENSOR UPPER	1	
7	34843-87L00	CAM, TRIM SENSOR LOWER	1	
8	34845-88L10	BRACKET, TRIM SENSOR	1	
9	09103-06093	BOLT (6X20)	1	
10	37820-99E01	SWITCH, OIL PRESSURE	1	
11	36617-88L00	BRACKET, PTT CABLE CLAMP	1	
12	09103-06152	BOLT (6X12)	1	
13	09403-07340	CLAMP	1	
14	09403-11321	CLAMP	1	
15	36656-88L00	GROMMET, PTT CABLE	1	
16	09407-14407	CLAMP (L:145)	2	

FIG.123

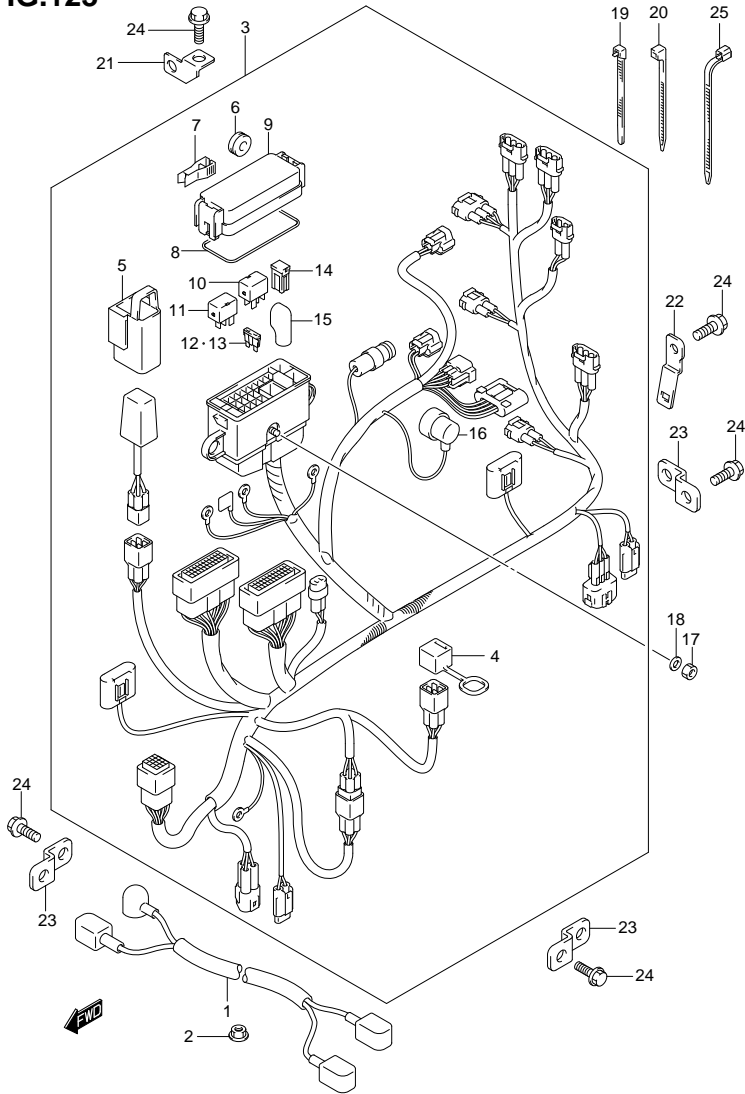


FIG.123 (1-K-10) HARNESS (DF40A E1)

REF NO.	PART NO.	DESCRIPTION	Q'TY	REMARKS
1	33810-88L10	CABLE ASSY, STARTER MOTOR	1	
2	08316-10087	NUT	1	
3	36610-88L60	HARNESS ASSY, WIRING	1	
4	33634-96J00	·CAP, SERVICE CONNECTOR	1	
5	36668-87L00	·HOLDER, CONDENSER	1	
6	09320-08021	·CUSHION	2	
7	36737-96J00	·PULLER, FUSE	1	
8	36721-96J00	·O RING, UPPER COVER	1	
9	36738-88L00	·COVER, FUSE CASE UPPER	1	
10	38860-76F01	·RELAY, ENG CONTROL UNIT	1	
11	38860-76F01	·RELAY ASSY, STARTER MOTOR	1	
12	09481-15501	·FUSE (15A)	3	
13	09481-30501	·FUSE (30A)	3	
14	09481-30401	·FUSE (30A)	2	
15	36612-96J00	·CAP, TERMINAL	1	
16	36618-43410	·CAP, OIL PRESSURE SWITCH	1	
17	08310-00067	NUT	1	
18	08321-01067	WASHER	1	
19	09407-14403	CLAMP (L:125)	1	
20	09407-14407	CLAMP (L:145)	1	
21	36617-88L00	BRACKET, HARNESS	2	
22	36617-88L10	BRACKET, HARNESS	1	
23	36617-93J10	BRACKET, HARNESS	2	
24	01550-06127	BOLT	5	
25	09407-18402	CLAMP (L:165)	1	

FIG.124

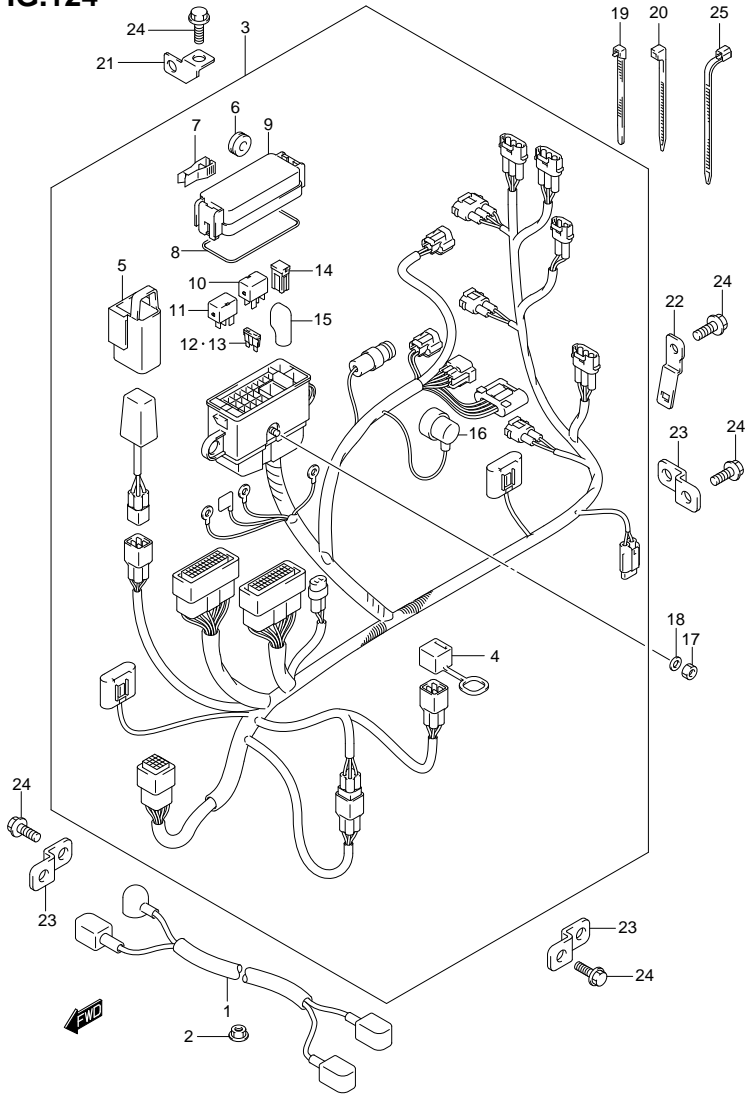


FIG.124 (1-K-11) HARNESS (DF40AQH E1)

REF NO.	PART NO.	DESCRIPTION	Q'TY	REMARKS
1	33810-88L10	CABLE ASSY, STARTER MOTOR	1	
2	08316-10087	NUT	1	
3	36610-88L50	HARNESS ASSY, WIRING	1	
4	33634-96J00	·CAP, SERVICE CONNECTOR	1	
5	36668-87L00	·HOLDER, CONDENSER	1	
6	09320-08021	·CUSHION	2	
7	36737-96J00	·PULLER, FUSE	1	
8	36721-96J00	·O RING, UPPER COVER	1	
9	36738-88L00	·COVER, FUSE CASE UPPER	1	
10	38860-76F01	·RELAY, ENG CONTROL UNIT	1	
11	38860-76F01	·RELAY ASSY, STARTER MOTOR	1	
12	09481-15501	·FUSE (15A)	2	
13	09481-30501	·FUSE (30A)	3	
14	09481-30401	·FUSE (30A)	2	
15	36612-96J00	·CAP, TERMINAL	1	
16	36618-43410	·CAP, OIL PRESSURE SWITCH	1	
17	08310-00067	NUT	1	
18	08321-01067	WASHER	1	
19	09407-14403	CLAMP (L:125)	1	
20	09407-14407	CLAMP (L:145)	1	
21	36617-88L00	BRACKET, HARNESS	2	
22	36617-88L10	BRACKET, HARNESS	1	
23	36617-93J10	BRACKET, HARNESS	2	
24	01550-06127	BOLT	5	
25	09407-18402	CLAMP (L:165)	1	

FIG.125

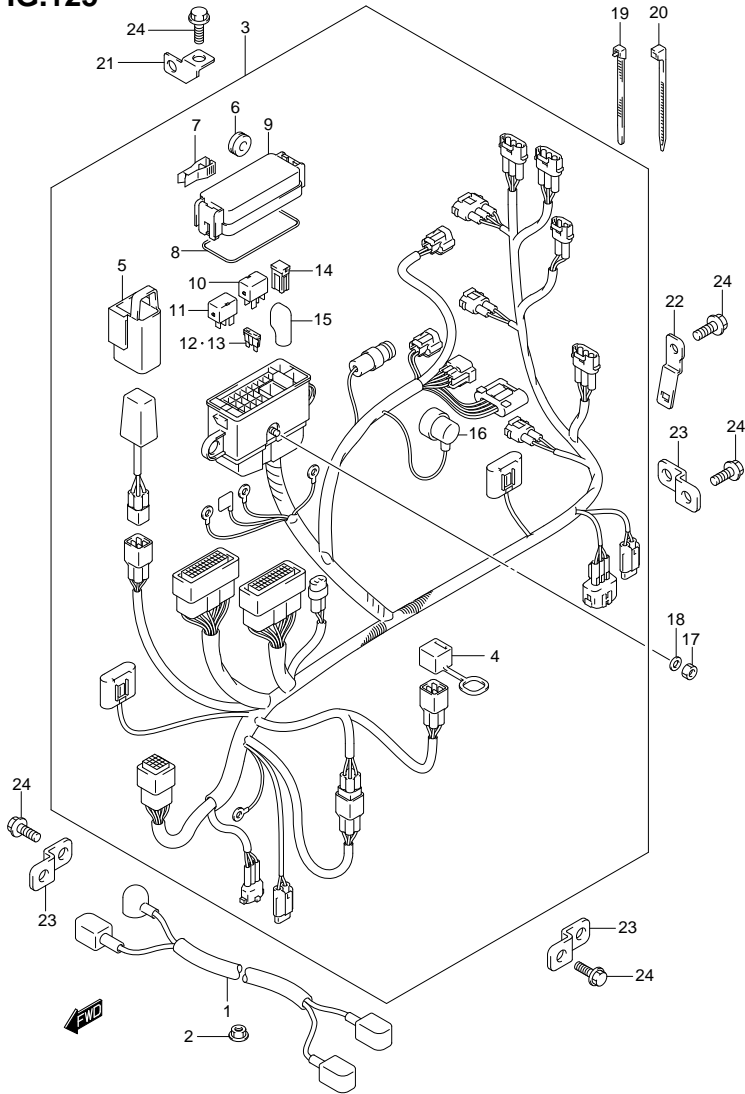


FIG.125 (1-K-12) HARNESS (DF40AST E34)

REF NO.	PART NO.	DESCRIPTION	Q'TY	REMARKS
1	33810-88L10	CABLE ASSY, STARTER MOTOR	1	
2	08316-10087	NUT	1	
3	36610-88L40	HARNESS ASSY, WIRING	1	
4	33634-96J00	·CAP, SERVICE CONNECTOR	1	
5	36668-87L00	·HOLDER, CONDENSER	1	
6	09320-08021	·CUSHION	2	
7	36737-96J00	·PULLER, FUSE	1	
8	36721-96J00	·O RING, UPPER COVER	1	
9	36738-88L00	·COVER, FUSE CASE UPPER	1	
10	38860-76F01	·RELAY, ENG CONTROL UNIT	1	
11	38860-76F01	·RELAY ASSY, STARTER MOTOR	1	
12	09481-15501	·FUSE (15A)	3	
13	09481-30501	·FUSE (30A)	3	
14	09481-30401	·FUSE (30A)	2	
15	36612-96J00	·CAP, TERMINAL	1	
16	36618-43410	·CAP, OIL PRESSURE SWITCH	1	
17	08310-00067	NUT	1	
18	08321-01067	WASHER	1	
19	09407-14403	CLAMP (L:125)	1	
20	09407-14407	CLAMP (L:145)	1	
21	36617-88L00	BRACKET, HARNESS	2	
22	36617-88L10	BRACKET, HARNESS	1	
23	36617-93J10	BRACKET, HARNESS	2	
24	01550-06127	BOLT	5	

FIG.126

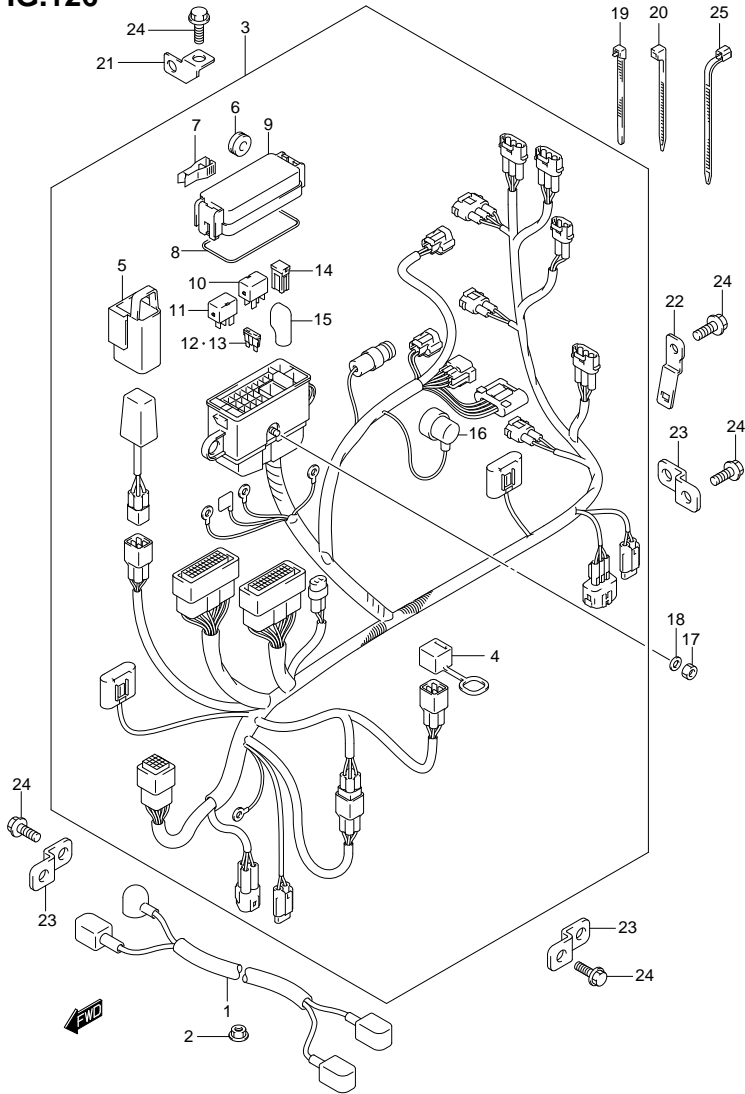


FIG.126 (1-K-13) HARNESS (DF50A E1)

REF. NO.	PART NO.	DESCRIPTION	Q'TY	REMARKS
1	33810-88L10	CABLE ASSY, STARTER MOTOR	1	
2	08316-10087	NUT	1	
3	36610-88L60	HARNESS ASSY, WIRING	1	
4	33634-96J00	·CAP, SERVICE CONNECTOR	1	
5	36668-87L00	·HOLDER, CONDENSER	1	
6	09320-08021	·CUSHION	2	
7	36737-96J00	·PULLER, FUSE	1	
8	36721-96J00	·O RING, UPPER COVER	1	
9	36738-88L00	·COVER, FUSE CASE UPPER	1	
10	38860-76F01	·RELAY, ENG CONTROL UNIT	1	
11	38860-76F01	·RELAY ASSY, STARTER MOTOR	1	
12	09481-15501	·FUSE (15A)	3	
13	09481-30501	·FUSE (30A)	3	
14	09481-30401	·FUSE (30A)	2	
15	36612-96J00	·CAP, TERMINAL	1	
16	36618-43410	·CAP, OIL PRESSURE SWITCH	1	
17	08310-00067	NUT	1	
18	08321-01067	WASHER	1	
19	09407-14403	CLAMP (L:125)	1	
20	09407-14407	CLAMP (L:145)	1	
21	36617-88L00	BRACKET, HARNESS	2	
22	36617-88L10	BRACKET, HARNESS	1	
23	36617-93J10	BRACKET, HARNESS	2	
24	01550-06127	BOLT	5	
25	09407-18402	CLAMP (L:165)	1	

FIG.127

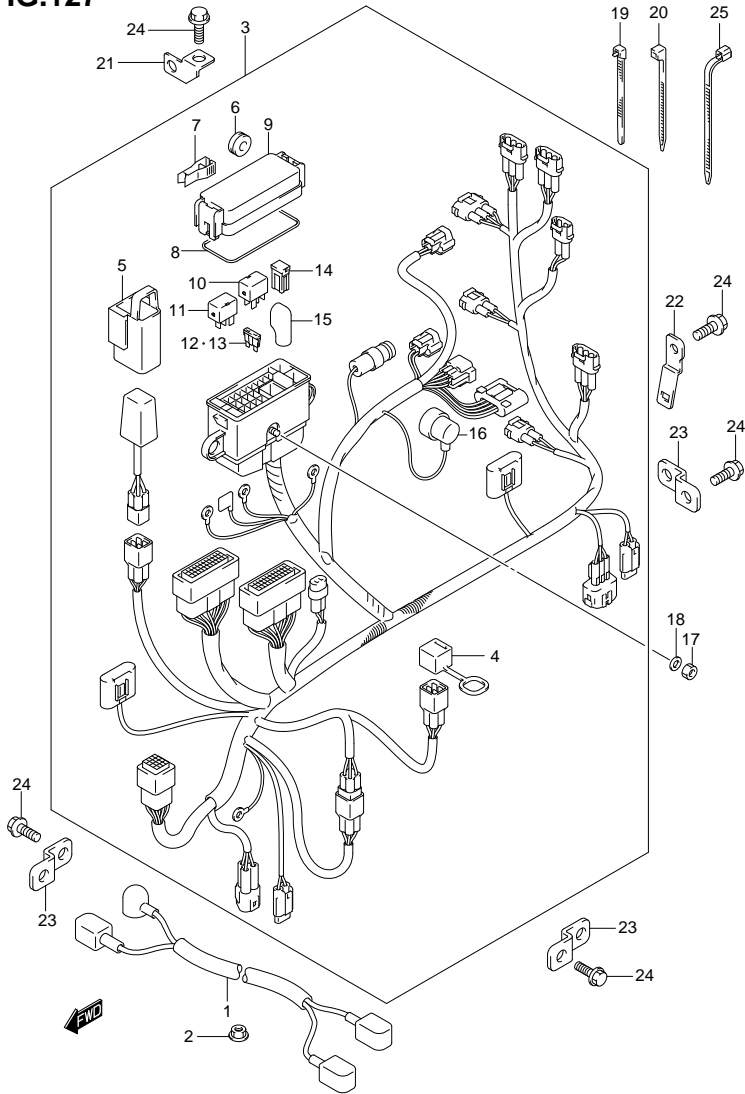


FIG.127 (1-K-14) HARNESS (DF50ATH E1)

REF NO.	PART NO.	DESCRIPTION	Q'TY	REMARKS
1	33810-88L10	CABLE ASSY, STARTER MOTOR	1	
2	08316-10087	NUT	1	
3	36610-88L60	HARNESS ASSY, WIRING	1	
4	33634-96J00	·CAP, SERVICE CONNECTOR	1	
5	36668-87L00	·HOLDER, CONDENSER	1	
6	09320-08021	·CUSHION	2	
7	36737-96J00	·PULLER, FUSE	1	
8	36721-96J00	·O RING, UPPER COVER	1	
9	36738-88L00	·COVER, FUSE CASE UPPER	1	
10	38860-76F01	·RELAY, ENG CONTROL UNIT	1	
11	38860-76F01	·RELAY ASSY, STARTER MOTOR	1	
12	09481-15501	·FUSE (15A)	3	
13	09481-30501	·FUSE (30A)	3	
14	09481-30401	·FUSE (30A)	2	
15	36612-96J00	·CAP, TERMINAL	1	
16	36618-43410	·CAP, OIL PRESSURE SWITCH	1	
17	08310-00067	NUT	1	
18	08321-01067	WASHER	1	
19	09407-14403	CLAMP (L:125)	1	
20	09407-14407	CLAMP (L:145)	1	
21	36617-88L00	BRACKET, HARNESS	2	
22	36617-88L10	BRACKET, HARNESS	1	
23	36617-93J10	BRACKET, HARNESS	2	
24	01550-06127	BOLT	5	
25	09407-18402	CLAMP (L:165)	1	

FIG.128

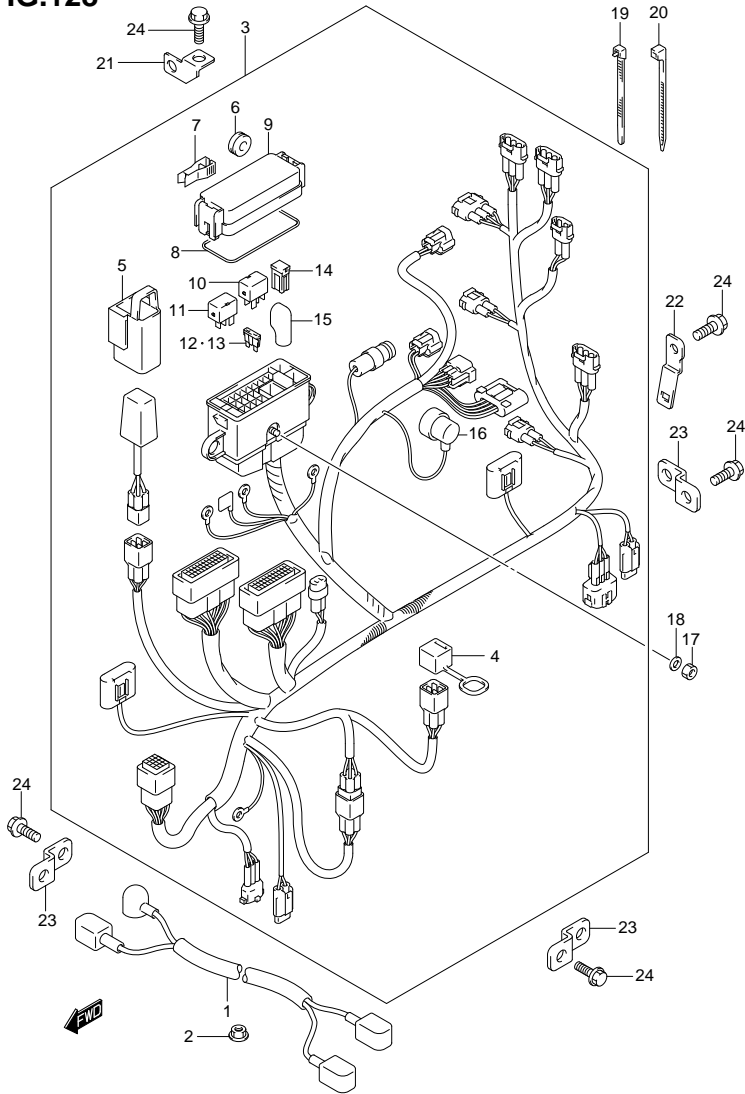


FIG.128 (1-K-15) HARNESS (DF60A E1)

REF NO.	PART NO.	DESCRIPTION	Q'TY	REMARKS
1	33810-88L10	CABLE ASSY, STARTER MOTOR	1	
2	08316-10087	NUT	1	
3	36610-88L40	HARNESS ASSY, WIRING	1	
4	33634-96J00	·CAP, SERVICE CONNECTOR	1	
5	36668-87L00	·HOLDER, CONDENSER	1	
6	09320-08021	·CUSHION	2	
7	36737-96J00	·PULLER, FUSE	1	
8	36721-96J00	·O RING, UPPER COVER	1	
9	36738-88L00	·COVER, FUSE CASE UPPER	1	
10	38860-76F01	·RELAY, ENG CONTROL UNIT	1	
11	38860-76F01	·RELAY ASSY, STARTER MOTOR	1	
12	09481-15501	·FUSE (15A)	3	
13	09481-30501	·FUSE (30A)	3	
14	09481-30401	·FUSE (30A)	2	
15	36612-96J00	·CAP, TERMINAL	1	
16	36618-43410	·CAP, OIL PRESSURE SWITCH	1	
17	08310-00067	NUT	1	
18	08321-01067	WASHER	1	
19	09407-14403	CLAMP (L:125)	1	
20	09407-14407	CLAMP (L:145)	1	
21	36617-88L00	BRACKET, HARNESS	2	
22	36617-88L10	BRACKET, HARNESS	1	
23	36617-93J10	BRACKET, HARNESS	2	
24	01550-06127	BOLT	5	

FIG.129

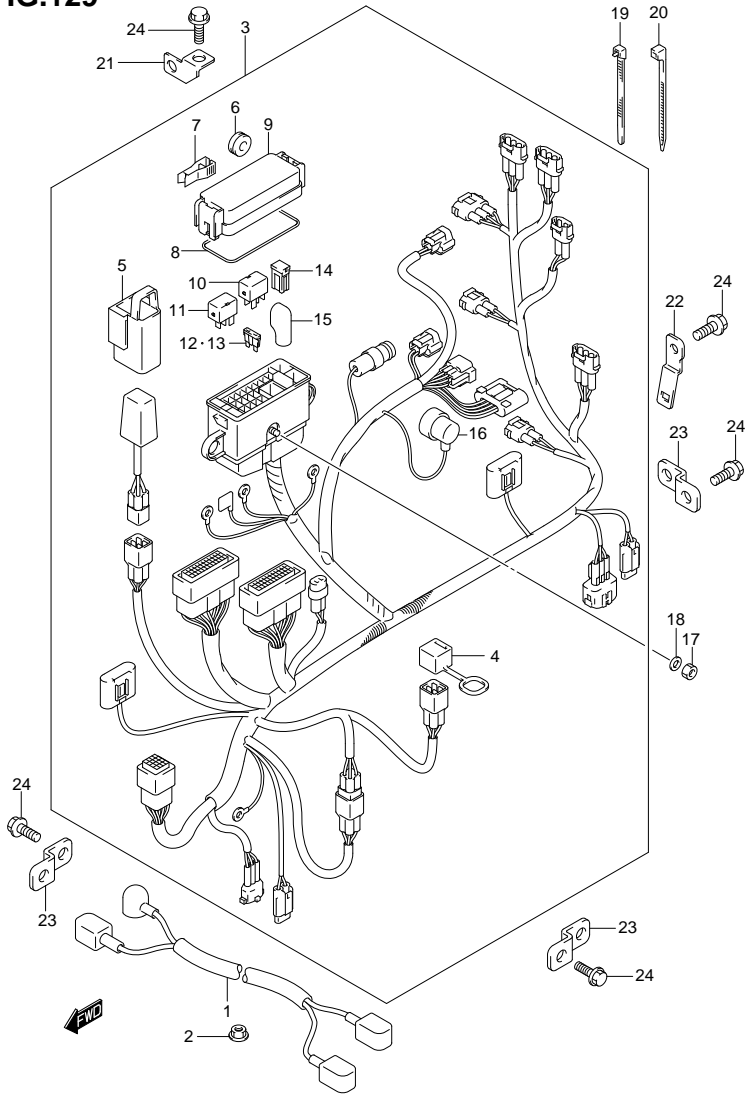


FIG.129 (1-L-2) HARNESS (DF60A F40)

REF NO.	PART NO.	DESCRIPTION	Q'TY	REMARKS
1	33810-88L10	CABLE ASSY, STARTER MOTOR	1	
2	08316-10087	NUT	1	
3	36610-88L40	HARNESS ASSY, WIRING	1	
4	33634-96J00	·CAP, SERVICE CONNECTOR	1	
5	36668-87L00	·HOLDER, CONDENSER	1	
6	09320-08021	·CUSHION	2	
7	36737-96J00	·PULLER, FUSE	1	
8	36721-96J00	·O RING, UPPER COVER	1	
9	36738-88L00	·COVER, FUSE CASE UPPER	1	
10	38860-76F01	·RELAY, ENG CONTROL UNIT	1	
11	38860-76F01	·RELAY ASSY, STARTER MOTOR	1	
12	09481-15501	·FUSE (15A)	3	
13	09481-30501	·FUSE (30A)	3	
14	09481-30401	·FUSE (30A)	2	
15	36612-96J00	·CAP, TERMINAL	1	
16	36618-43410	·CAP, OIL PRESSURE SWITCH	1	
17	08310-00067	NUT	1	
18	08321-01067	WASHER	1	
19	09407-14403	CLAMP (L:125)	1	
20	09407-14407	CLAMP (L:145)	1	
21	36617-88L00	BRACKET, HARNESS	2	
22	36617-88L10	BRACKET, HARNESS	1	
23	36617-93J10	BRACKET, HARNESS	2	
24	01550-06127	BOLT	5	

FIG.130

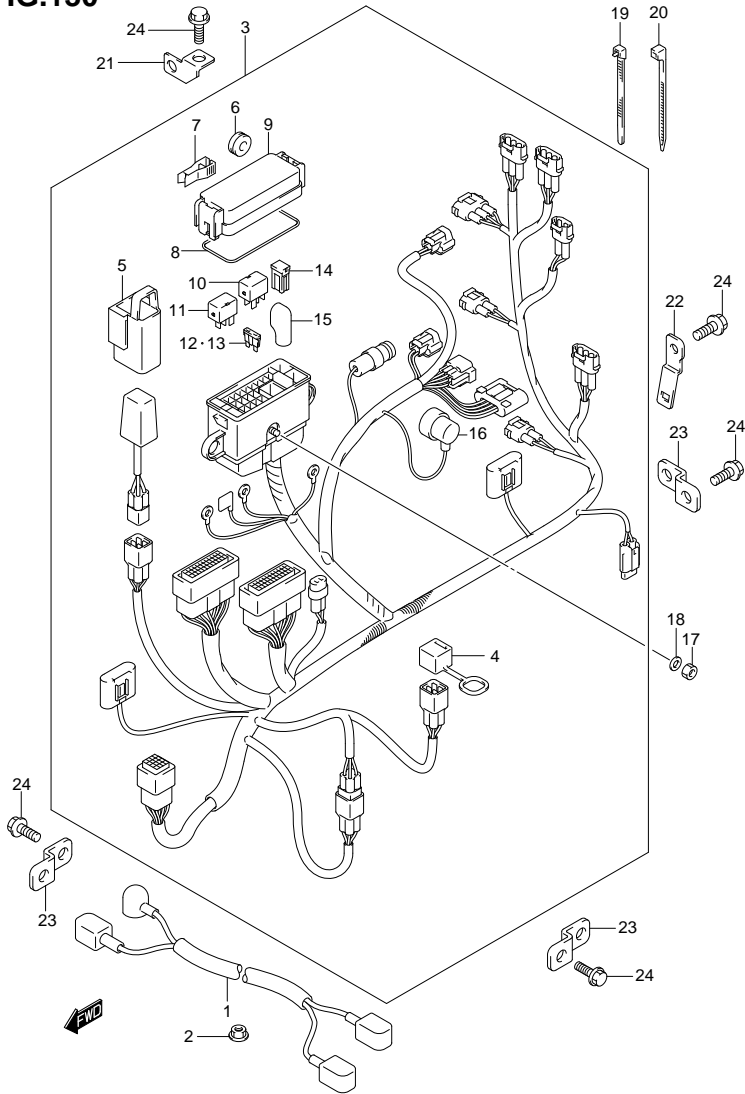


FIG.130 (1-L-3) HARNESS (DF60AQH E1)

REF NO.	PART NO.	DESCRIPTION	Q'TY	REMARKS
1	33810-88L10	CABLE ASSY, STARTER MOTOR	1	
2	08316-10087	NUT	1	
3	36610-88L70	HARNESS ASSY, WIRING	1	
4	33634-96J00	·CAP, SERVICE CONNECTOR	1	
5	36668-87L00	·HOLDER, CONDENSER	1	
6	09320-08021	·CUSHION	2	
7	36737-96J00	·PULLER, FUSE	1	
8	36721-96J00	·O RING, UPPER COVER	1	
9	36738-88L00	·COVER, FUSE CASE UPPER	1	
10	38860-76F01	·RELAY, ENG CONTROL UNIT	1	
11	38860-76F01	·RELAY ASSY, STARTER MOTOR	1	
12	09481-15501	·FUSE (15A)	2	
13	09481-30501	·FUSE (30A)	3	
14	09481-30401	·FUSE (30A)	2	
15	36612-96J00	·CAP, TERMINAL	1	
16	36618-43410	·CAP, OIL PRESSURE SWITCH	1	
17	08310-00067	NUT	1	
18	08321-01067	WASHER	1	
19	09407-14403	CLAMP (L:125)	1	
20	09407-14407	CLAMP (L:145)	1	
21	36617-88L00	BRACKET, HARNESS	2	
22	36617-88L10	BRACKET, HARNESS	1	
23	36617-93J10	BRACKET, HARNESS	2	
24	01550-06127	BOLT	5	

FIG.131

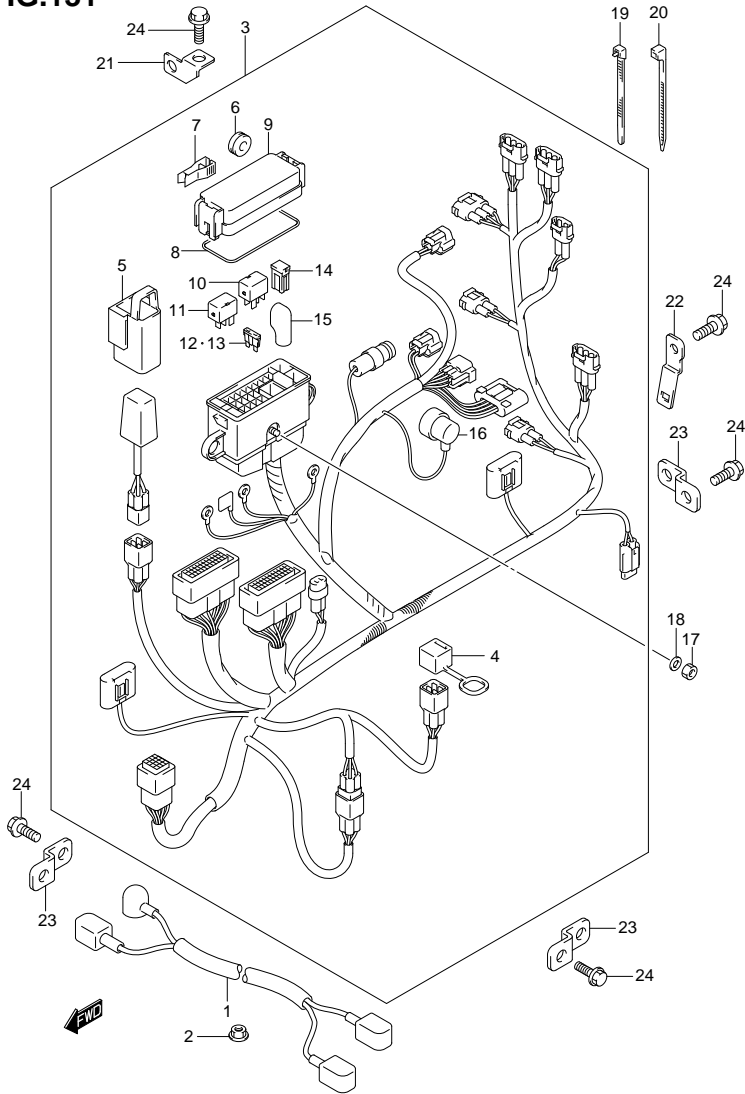


FIG.131 (1-L-4) HARNESS (DF60AQH E40)

REF NO.	PART NO.	DESCRIPTION	Q'TY	REMARKS
1	33810-88L10	CABLE ASSY, STARTER MOTOR	1	
2	08316-10087	NUT	1	
3	36610-88L70	HARNESS ASSY, WIRING	1	
4	33634-96J00	·CAP, SERVICE CONNECTOR	1	
5	36668-87L00	·HOLDER, CONDENSER	1	
6	09320-08021	·CUSHION	2	
7	36737-96J00	·PULLER, FUSE	1	
8	36721-96J00	·O RING, UPPER COVER	1	
9	36738-88L00	·COVER, FUSE CASE UPPER	1	
10	38860-76F01	·RELAY, ENG CONTROL UNIT	1	
11	38860-76F01	·RELAY ASSY, STARTER MOTOR	1	
12	09481-15501	·FUSE (15A)	2	
13	09481-30501	·FUSE (30A)	3	
14	09481-30401	·FUSE (30A)	2	
15	36612-96J00	·CAP, TERMINAL	1	
16	36618-43410	·CAP, OIL PRESSURE SWITCH	1	
17	08310-00067	NUT	1	
18	08321-01067	WASHER	1	
19	09407-14403	CLAMP (L:125)	1	
20	09407-14407	CLAMP (L:145)	1	
21	36617-88L00	BRACKET, HARNESS	2	
22	36617-88L10	BRACKET, HARNESS	1	
23	36617-93J10	BRACKET, HARNESS	2	
24	01550-06127	BOLT	5	

FIG.132

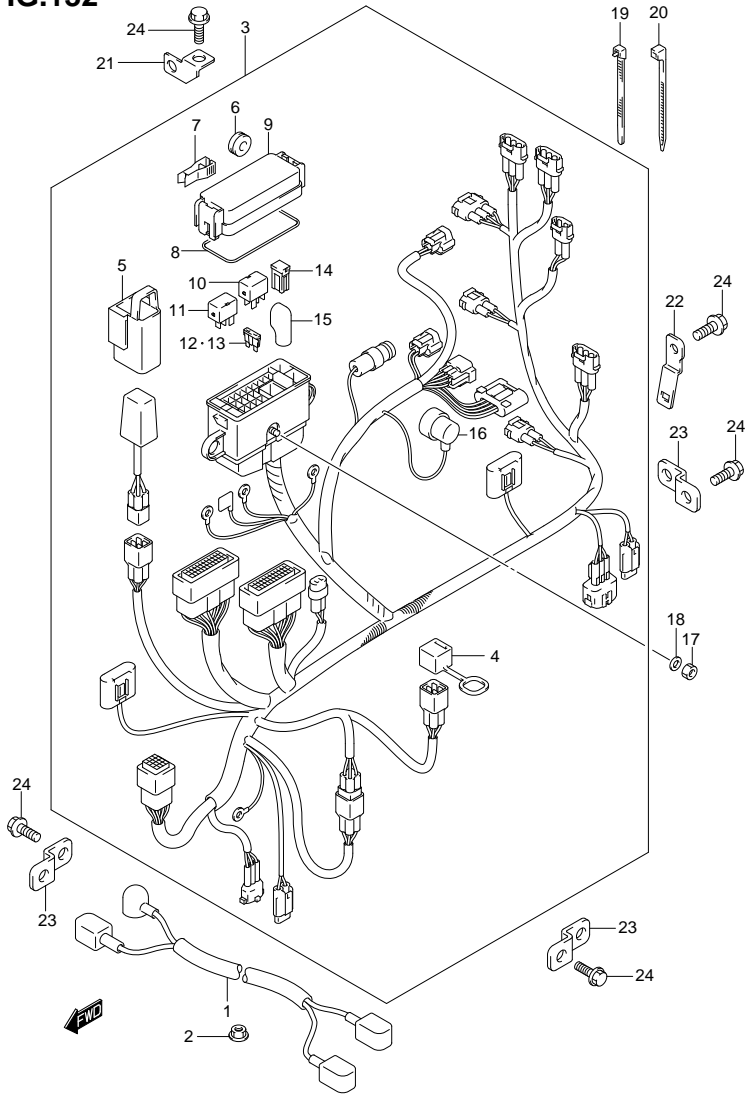


FIG.132 (1-L-5) HARNESS (DF60ATH E1)

REF NO.	PART NO.	DESCRIPTION	Q'TY	REMARKS
1	33810-88L10	CABLE ASSY, STARTER MOTOR	1	
2	08316-10087	NUT	1	
3	36610-88L40	HARNESS ASSY, WIRING	1	
4	33634-96J00	·CAP, SERVICE CONNECTOR	1	
5	36668-87L00	·HOLDER, CONDENSER	1	
6	09320-08021	·CUSHION	2	
7	36737-96J00	·PULLER, FUSE	1	
8	36721-96J00	·O RING, UPPER COVER	1	
9	36738-88L00	·COVER, FUSE CASE UPPER	1	
10	38860-76F01	·RELAY, ENG CONTROL UNIT	1	
11	38860-76F01	·RELAY ASSY, STARTER MOTOR	1	
12	09481-15501	·FUSE (15A)	3	
13	09481-30501	·FUSE (30A)	3	
14	09481-30401	·FUSE (30A)	2	
15	36612-96J00	·CAP, TERMINAL	1	
16	36618-43410	·CAP, OIL PRESSURE SWITCH	1	
17	08310-00067	NUT	1	
18	08321-01067	WASHER	1	
19	09407-14403	CLAMP (L:125)	1	
20	09407-14407	CLAMP (L:145)	1	
21	36617-88L00	BRACKET, HARNESS	2	
22	36617-88L10	BRACKET, HARNESS	1	
23	36617-93J10	BRACKET, HARNESS	2	
24	01550-06127	BOLT	5	

FIG.133

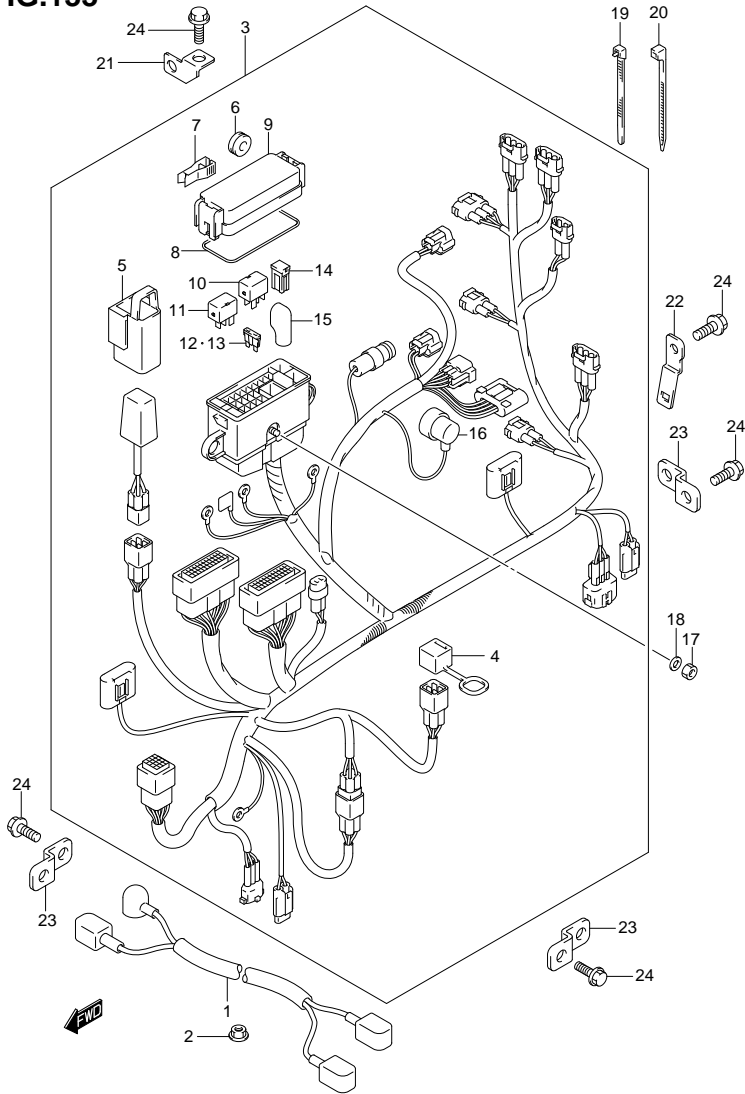


FIG.133 (1-L-6) HARNESS (DF60ATH E40)

REF NO.	PART NO.	DESCRIPTION	Q'TY	REMARKS
1	33810-88L10	CABLE ASSY, STARTER MOTOR	1	
2	08316-10087	NUT	1	
3	36610-88L40	HARNESS ASSY, WIRING	1	
4	33634-96J00	·CAP, SERVICE CONNECTOR	1	
5	36668-87L00	·HOLDER, CONDENSER	1	
6	09320-08021	·CUSHION	2	
7	36737-96J00	·PULLER, FUSE	1	
8	36721-96J00	·O RING, UPPER COVER	1	
9	36738-88L00	·COVER, FUSE CASE UPPER	1	
10	38860-76F01	·RELAY, ENG CONTROL UNIT	1	
11	38860-76F01	·RELAY ASSY, STARTER MOTOR	1	
12	09481-15501	·FUSE (15A)	3	
13	09481-30501	·FUSE (30A)	3	
14	09481-30401	·FUSE (30A)	2	
15	36612-96J00	·CAP, TERMINAL	1	
16	36618-43410	·CAP, OIL PRESSURE SWITCH	1	
17	08310-00067	NUT	1	
18	08321-01067	WASHER	1	
19	09407-14403	CLAMP (L:125)	1	
20	09407-14407	CLAMP (L:145)	1	
21	36617-88L00	BRACKET, HARNESS	2	
22	36617-88L10	BRACKET, HARNESS	1	
23	36617-93J10	BRACKET, HARNESS	2	
24	01550-06127	BOLT	5	

FIG.134

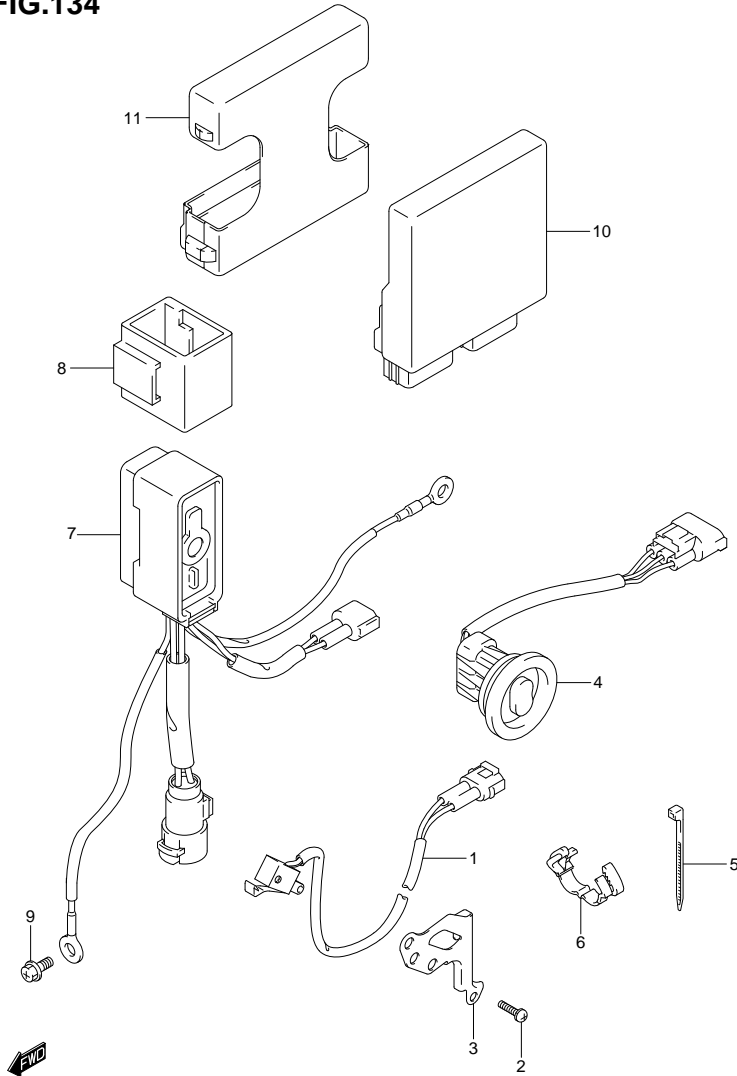


FIG.134 (1-1-7) PTT SWITCH / ENGINE CONTROL UNIT (DF40A E1)

REF. NO.	PART NO.	DESCRIPTION	Q'TY	REMARKS
1	37721-93J00	SWITCH ASSY, NEUTRAL	1	
2	09137-04004	SCREW (4X16)	2	
3	37725-88L00	BRACKET, NEUTRAL SWITCH	1	
4	37850-99E04	SWITCH ASSY, PTT	1	
5	09407-10404	CLAMP (L:100)	1	
6	09408-00184	CLAMP	1	
7	38410-93J12	RELAY ASSY, PTT	1	
8	38415-93J00	HOLDER, PTT RELAY	1	
9	01550-06127	BOLT	1	
10	33920-88L90	UNIT, ENGINE CONTROL	1	
11	33925-88L00	CUSHION, ENGINE CONTROL UNIT	1	

FIG.135

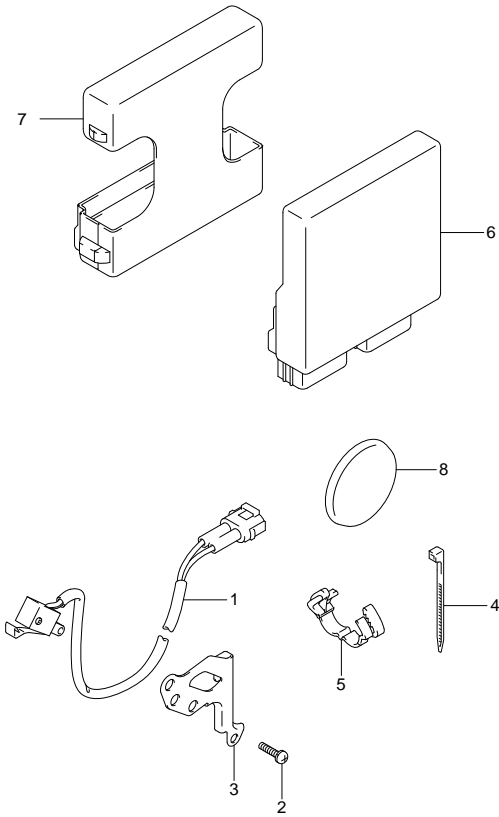


FIG.135 (1-1-8) PTT SWITCH / ENGINE CONTROL UNIT (DF40AQH E1)

REF NO.	PART NO.	DESCRIPTION	Q'TY	REMARKS
1	37721-93J00	SWITCH ASSY, NEUTRAL	1	
2	09137-04004	SCREW (4X16)	2	
3	37725-88L00	BRACKET, NEUTRAL SWITCH	1	
4	09407-10404	CLAMP (L:100)	1	
5	09408-00184	CLAMP	1	
6	33920-88L90	UNIT, ENGINE CONTROL	1	
7	33925-88L00	CUSHION, ENGINE CONTROL UNIT	1	
8	09250-40002	CAP	1	



FIG.136

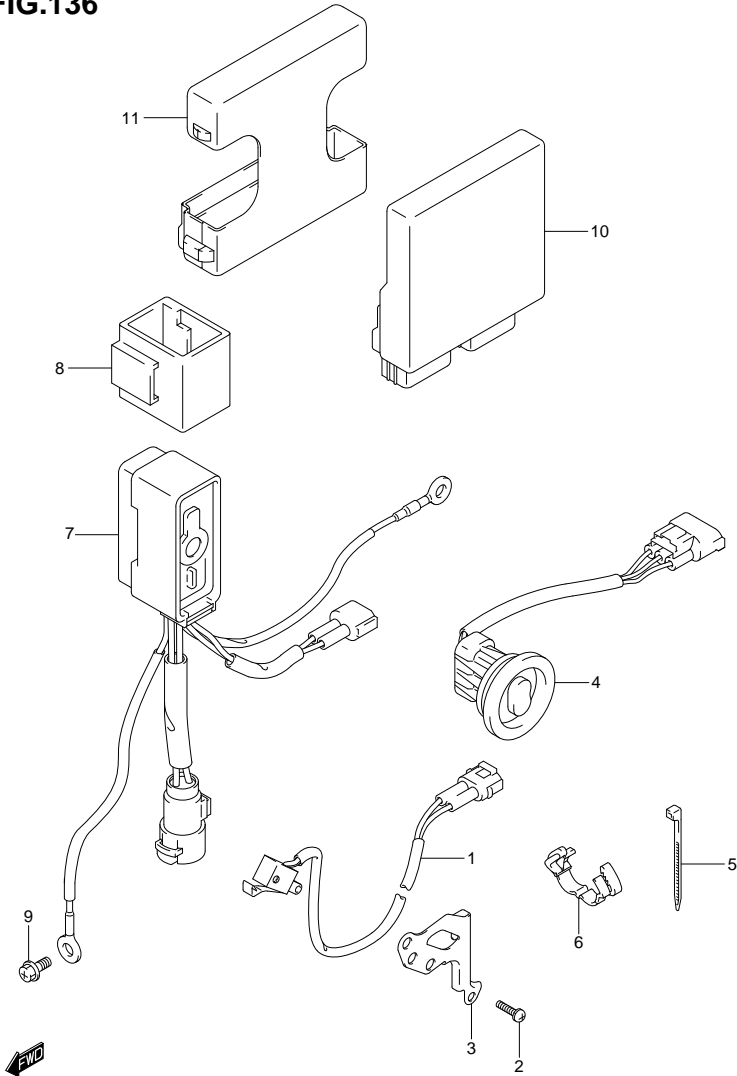


FIG.136 (1-1-9) PTT SWITCH / ENGINE CONTROL UNIT (DF40AST E34)

REF. NO.	PART NO.	DESCRIPTION	Q'TY	REMARKS
1	37721-93J00	SWITCH ASSY, NEUTRAL	1	
2	09137-04004	SCREW (4X16)	2	
3	37725-88L00	BRACKET, NEUTRAL SWITCH	1	
4	37850-99E04	SWITCH ASSY, PTT	1	
5	09407-10404	CLAMP (L:100)	1	
6	09408-00184	CLAMP	1	
7	38410-93J12	RELAY ASSY, PTT	1	
8	38415-93J00	HOLDER, PTT RELAY	1	
9	01550-06127	BOLT	1	
10	33920-88LA0	UNIT, ENGINE CONTROL	1	
11	33925-88L00	CUSHION, ENGINE CONTROL UNIT	1	

FIG.137

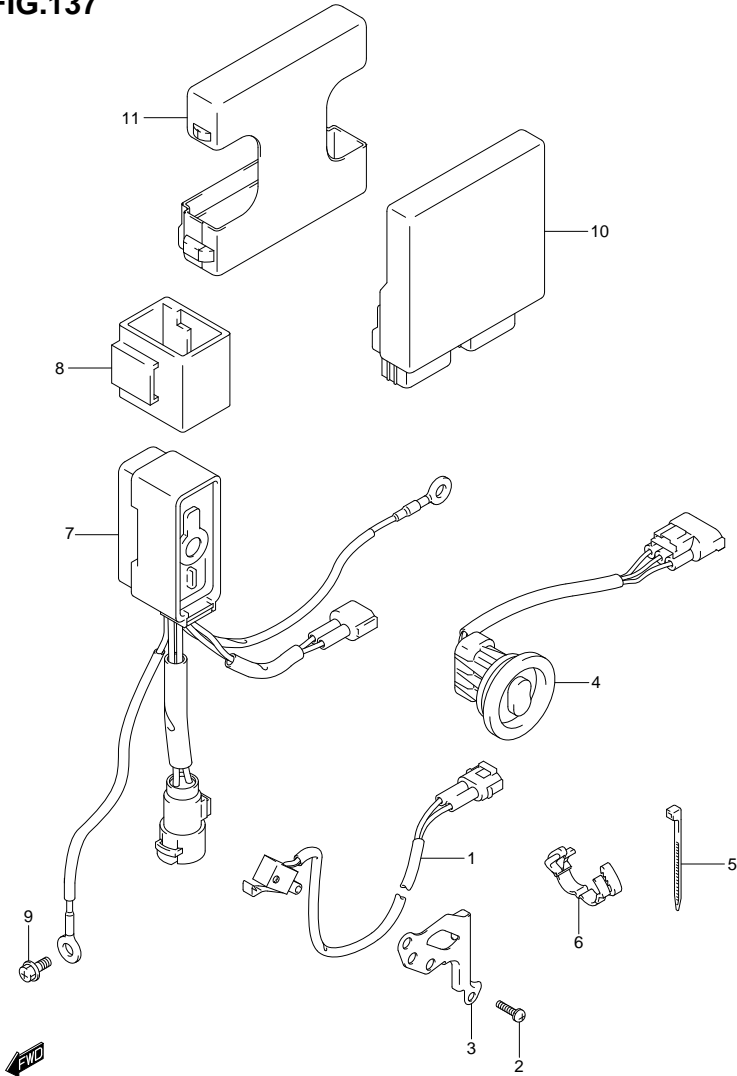


FIG.137 (1-L-10) PTT SWITCH / ENGINE CONTROL UNIT (DF50A E1)

REF NO.	PART NO.	DESCRIPTION	Q'TY	REMARKS
1	37721-93J00	SWITCH ASSY, NEUTRAL	1	
2	09137-04004	SCREW (4X16)	2	
3	37725-88L00	BRACKET, NEUTRAL SWITCH	1	
4	37850-99E04	SWITCH ASSY, PTT	1	
5	09407-10404	CLAMP (L:100)	1	
6	09408-00184	CLAMP	1	
7	38410-93J12	RELAY ASSY, PTT	1	
8	38415-93J00	HOLDER, PTT RELAY	1	
9	01550-06127	BOLT	1	
10	33920-88LB0	UNIT, ENGINE CONTROL	1	
11	33925-88L00	CUSHION, ENGINE CONTROL UNIT	1	

FIG.138

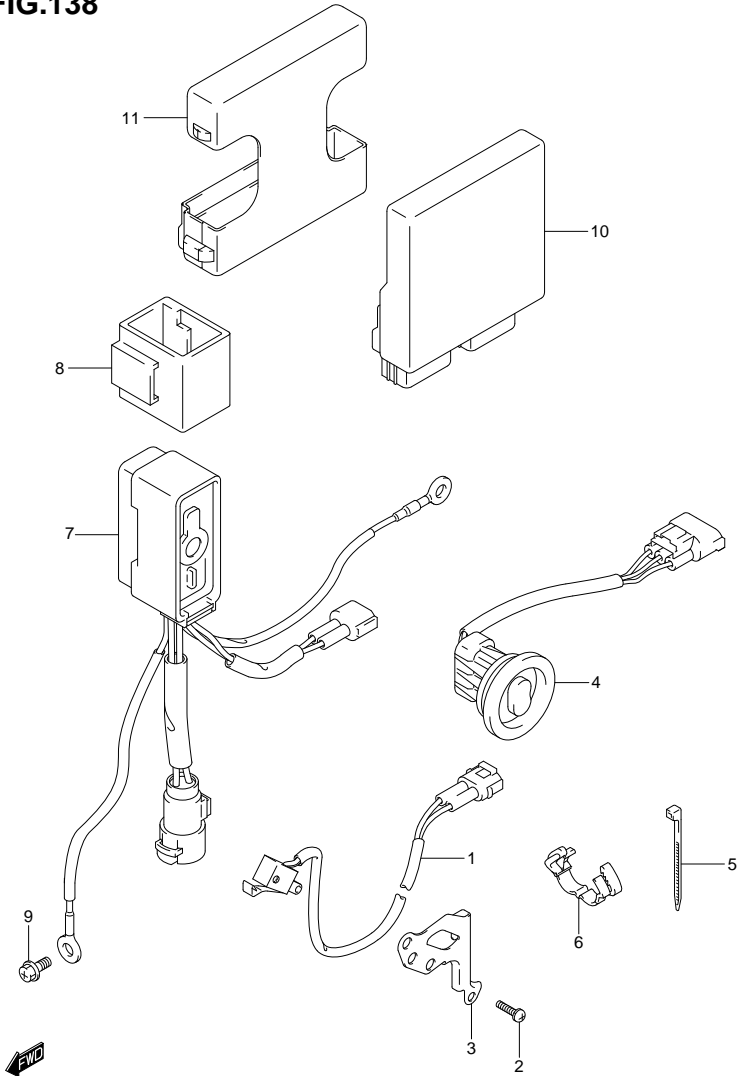


FIG.138 (1-L-11) PTT SWITCH / ENGINE CONTROL UNIT (DF50ATH E1)

REF. NO.	PART NO.	DESCRIPTION	Q'TY	REMARKS
1	37721-93J00	SWITCH ASSY, NEUTRAL	1	
2	09137-04004	SCREW (4X16)	2	
3	37725-88L00	BRACKET, NEUTRAL SWITCH	1	
4	37850-99E04	SWITCH ASSY, PTT	1	
5	09407-10404	CLAMP (L:100)	1	
6	09408-00184	CLAMP	1	
7	38410-93J12	RELAY ASSY, PTT	1	
8	38415-93J00	HOLDER, PTT RELAY	1	
9	01550-06127	BOLT	1	
10	33920-88LB0	UNIT, ENGINE CONTROL	1	
11	33925-88L00	CUSHION, ENGINE CONTROL UNIT	1	

FIG.139

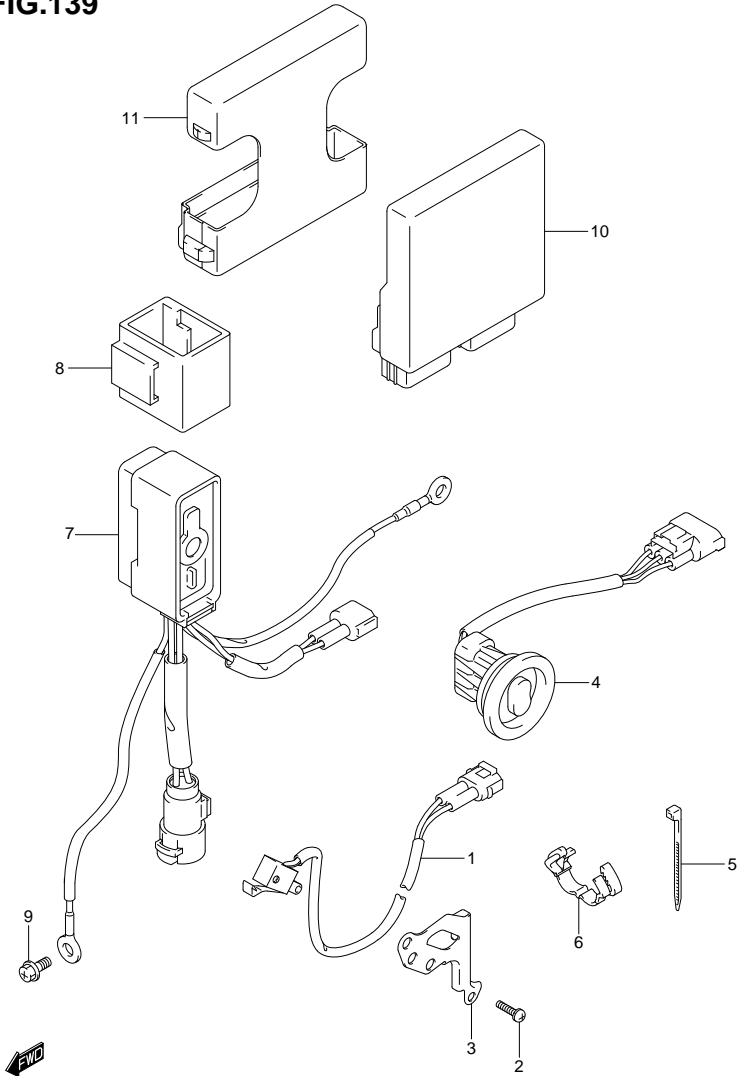


FIG.139 (1-L-12) PTT SWITCH / ENGINE CONTROL UNIT (DF60A E1)

REF. NO.	PART NO.	DESCRIPTION	Q'TY	REMARKS
1	37721-93J00	SWITCH ASSY, NEUTRAL	1	
2	09137-04004	SCREW (4X16)	2	
3	37725-88L00	BRACKET, NEUTRAL SWITCH	1	
4	37850-99E04	SWITCH ASSY, PTT	1	
5	09407-10404	CLAMP (L:100)	1	
6	09408-00184	CLAMP	1	
7	38410-93J12	RELAY ASSY, PTT	1	
8	38415-93J00	HOLDER, PTT RELAY	1	
9	01550-06127	BOLT	1	
10	33920-88L70	UNIT, ENGINE CONTROL	1	
11	33925-88L00	CUSHION, ENGINE CONTROL UNIT	1	

FIG.140

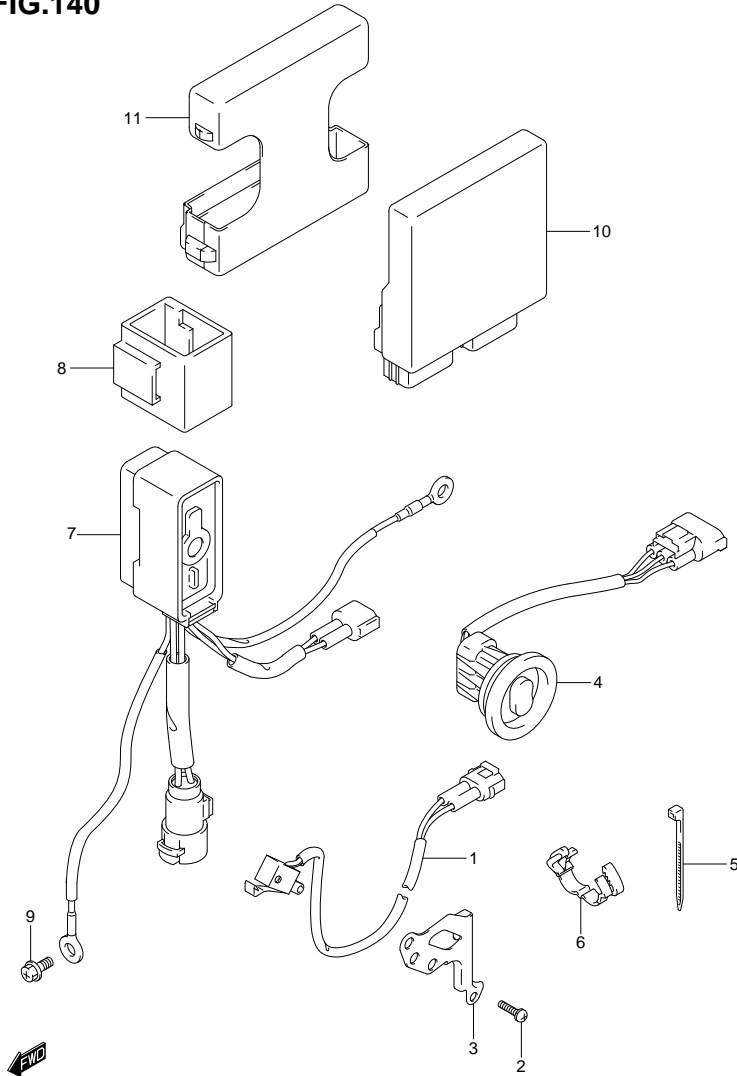


FIG.140 (1-L-13) PTT SWITCH / ENGINE CONTROL UNIT (DF60A E40)

REF. NO.	PART NO.	DESCRIPTION	Q'TY	REMARKS
1	37721-93J00	SWITCH ASSY, NEUTRAL	1	
2	09137-04004	SCREW (4X16)	2	
3	37725-88L00	BRACKET, NEUTRAL SWITCH	1	
4	37850-99E04	SWITCH ASSY, PTT	1	
5	09407-10404	CLAMP (L:100)	1	
6	09408-00184	CLAMP	1	
7	38410-93J12	RELAY ASSY, PTT	1	
8	38415-93J00	HOLDER, PTT RELAY	1	
9	01550-06127	BOLT	1	
10	33920-88L80	UNIT, ENGINE CONTROL	1	
11	33925-88L00	CUSHION, ENGINE CONTROL UNIT	1	

FIG.141

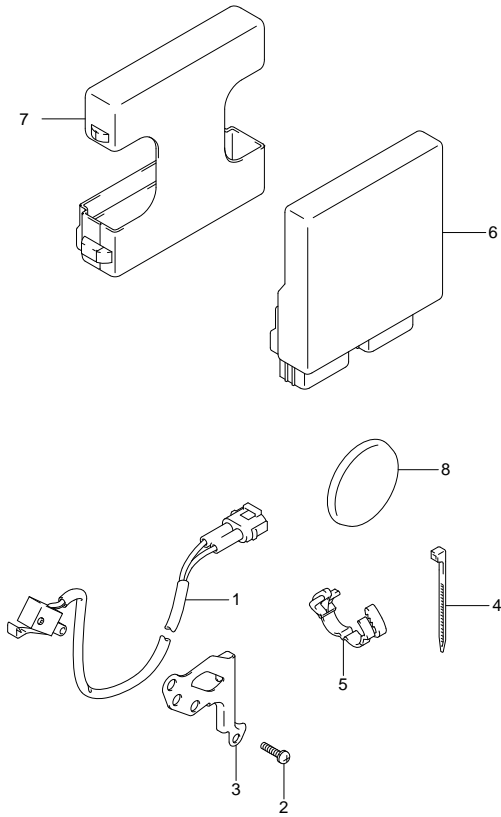


FIG.141 (1-L-14) PTT SWITCH / ENGINE CONTROL UNIT (DF60AQH E1)

REF NO.	PART NO.	DESCRIPTION	Q'TY	REMARKS
1	37721-93J00	SWITCH ASSY, NEUTRAL	1	
2	09137-04004	SCREW (4X16)	2	
3	37725-88L00	BRACKET, NEUTRAL SWITCH	1	
4	09407-10404	CLAMP (L:100)	1	
5	09408-00184	CLAMP	1	
6	33920-88L70	UNIT, ENGINE CONTROL	1	
7	33925-88L00	CUSHION, ENGINE CONTROL UNIT	1	
8	09250-40002	CAP	1	



FIG.142

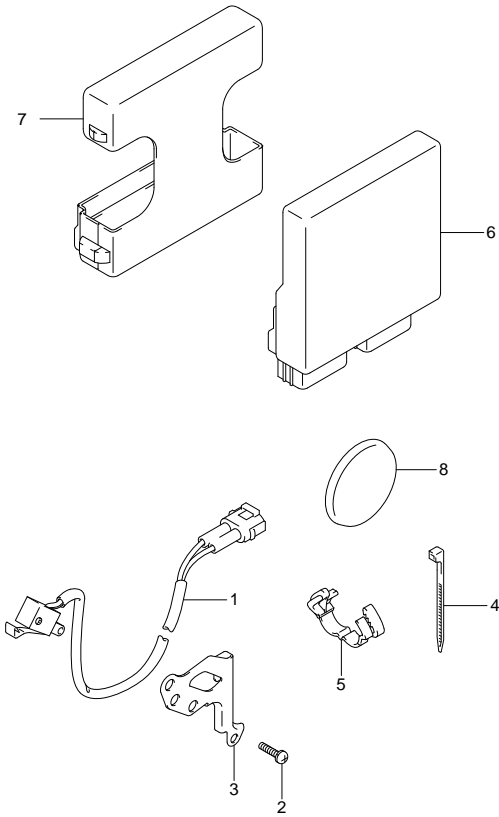


FIG.142 (1-1-15) PTT SWITCH / ENGINE CONTROL UNIT (DF60AQH E40)

REF NO.	PART NO.	DESCRIPTION	Q'TY	REMARKS
1	37721-93J00	SWITCH ASSY, NEUTRAL	1	
2	09137-04004	SCREW (4X16)	2	
3	37725-88L00	BRACKET, NEUTRAL SWITCH	1	
4	09407-10404	CLAMP (L:100)	1	
5	09408-00184	CLAMP	1	
6	33920-88L80	UNIT, ENGINE CONTROL	1	
7	33925-88L00	CUSHION, ENGINE CONTROL UNIT	1	
8	09250-40002	CAP	1	



FIG.143

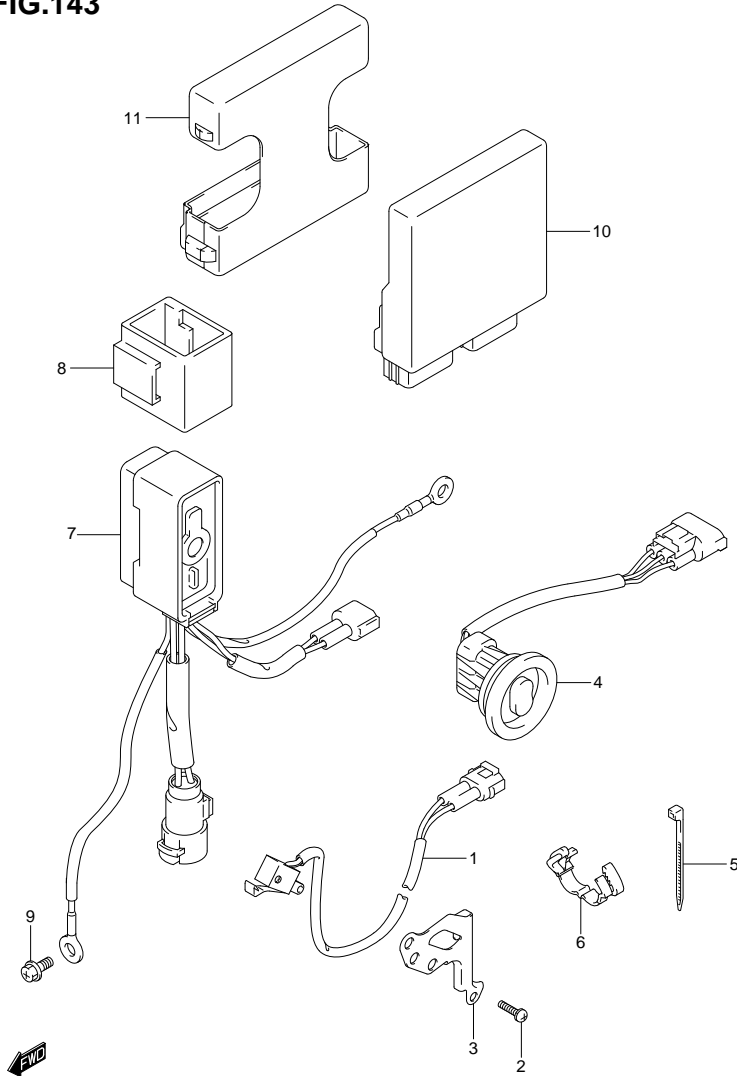


FIG.143 (2-B-2) PTT SWITCH / ENGINE CONTROL UNIT (DF60ATH E1)

REF. NO.	PART NO.	DESCRIPTION	Q'TY	REMARKS
1	37721-93J00	SWITCH ASSY, NEUTRAL	1	
2	09137-04004	SCREW (4X16)	2	
3	37725-88L00	BRACKET, NEUTRAL SWITCH	1	
4	37850-99E04	SWITCH ASSY, PTT	1	
5	09407-10404	CLAMP (L:100)	1	
6	09408-00184	CLAMP	1	
7	38410-93J12	RELAY ASSY, PTT	1	
8	38415-93J00	HOLDER, PTT RELAY	1	
9	01550-06127	BOLT	1	
10	33920-88L70	UNIT, ENGINE CONTROL	1	
11	33925-88L00	CUSHION, ENGINE CONTROL UNIT	1	

FIG.144

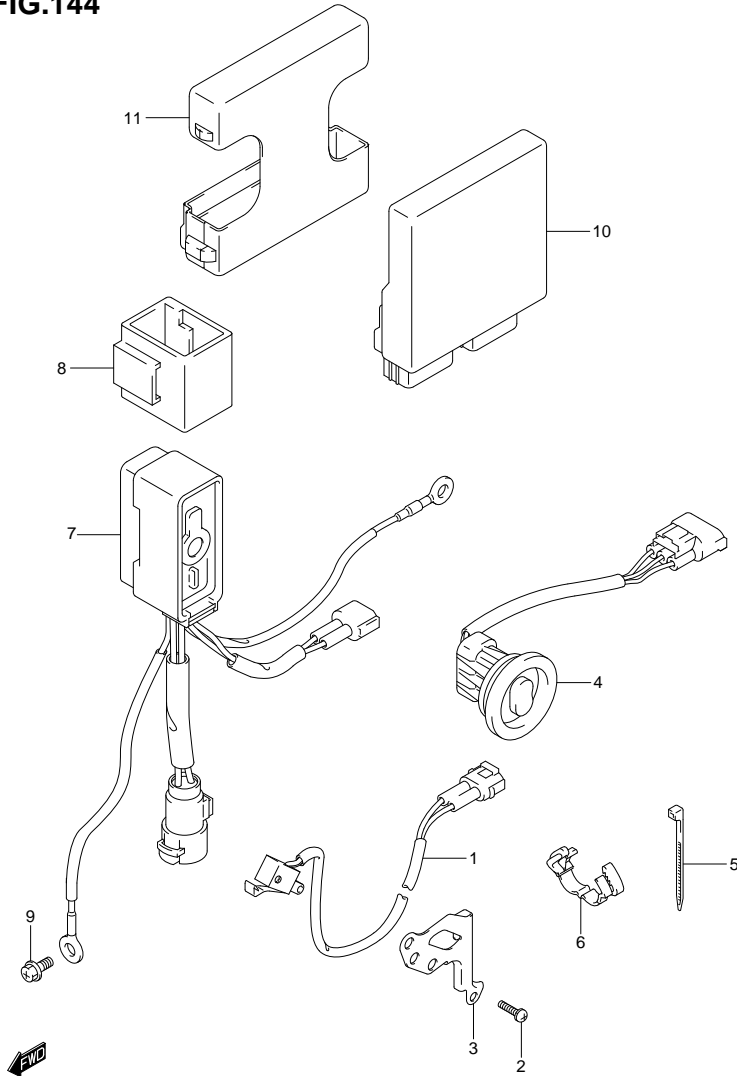


FIG.144 (2-B-3) PTT SWITCH / ENGINE CONTROL UNIT (DF60ATH E40)

REF. NO.	PART NO.	DESCRIPTION	Q'TY	REMARKS
1	37721-93J00	SWITCH ASSY, NEUTRAL	1	
2	09137-04004	SCREW (4X16)	2	
3	37725-88L00	BRACKET, NEUTRAL SWITCH	1	
4	37850-99E04	SWITCH ASSY, PTT	1	
5	09407-10404	CLAMP (L:100)	1	
6	09408-00184	CLAMP	1	
7	38410-93J12	RELAY ASSY, PTT	1	
8	38415-93J00	HOLDER, PTT RELAY	1	
9	01550-06127	BOLT	1	
10	33920-88L80	UNIT, ENGINE CONTROL	1	
11	33925-88L00	CUSHION, ENGINE CONTROL UNIT	1	

FIG.145

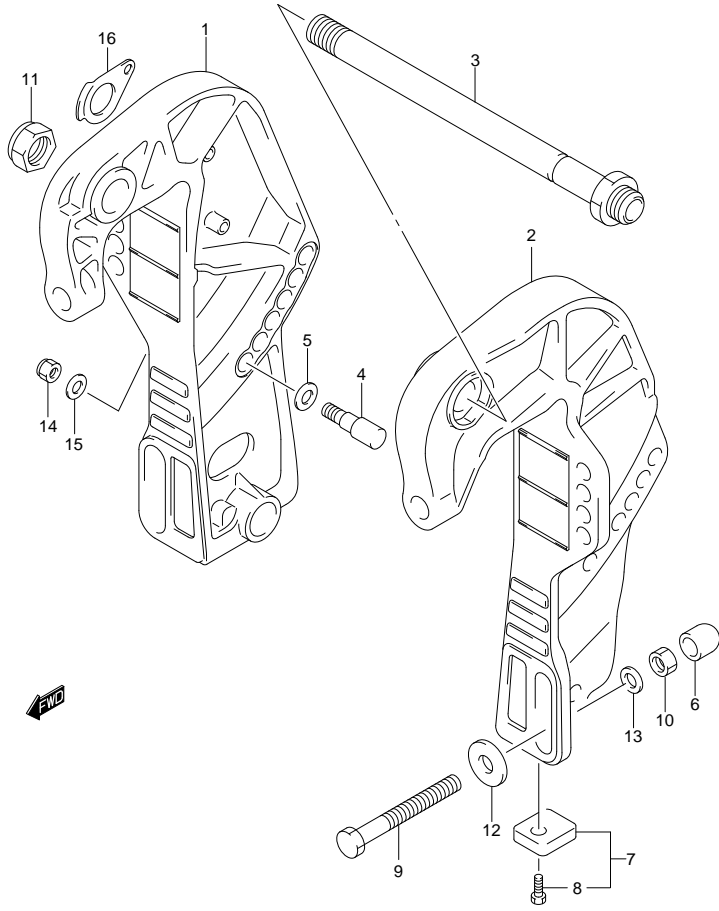


FIG.145 (2-B-4) CLAMP BRACKET (DF40A E1)

REF NO.	PART NO.	DESCRIPTION	QTY	REMARKS
1	41111-89J21-0EP	BRACKET, CLAMP STBD (BLACK)	1	
2	41121-89J15-0EP	BRACKET, CLAMP PORT (BLACK)	1	
3	41130-87J10	SHAFT, CLAMP BRACKET	1	
4	45421-89J00	PIN, TILT LOCK	2	
5	09160-12066	WASHER (12.5X22X2.5)	2	
6	41153-94500	CAP, TRANSOM BOLT	4	
7	55320-95311	ZINC, PROTECTION	2	
8	09116-06094	BOLT (6X15)	2	
9-1	09100-12093	BOLT (12X100)	4	
9-2	09100-12091	BOLT (12X115)	1	OPT
10	09159-12014	NUT	4	
11	09159-22006	NUT	1	
12	09160-12044	WASHER (12.5X35X3.2)	4	
13	09160-12110	WASHER (12.5X22X3)	4	
14	09159-10050	NUT	2	
15	09160-10082	WASHER (10.5X19X2)	2	
16	41135-93J00	WASHER, CLAMP BRACKET SHAFT	1	

FIG.146

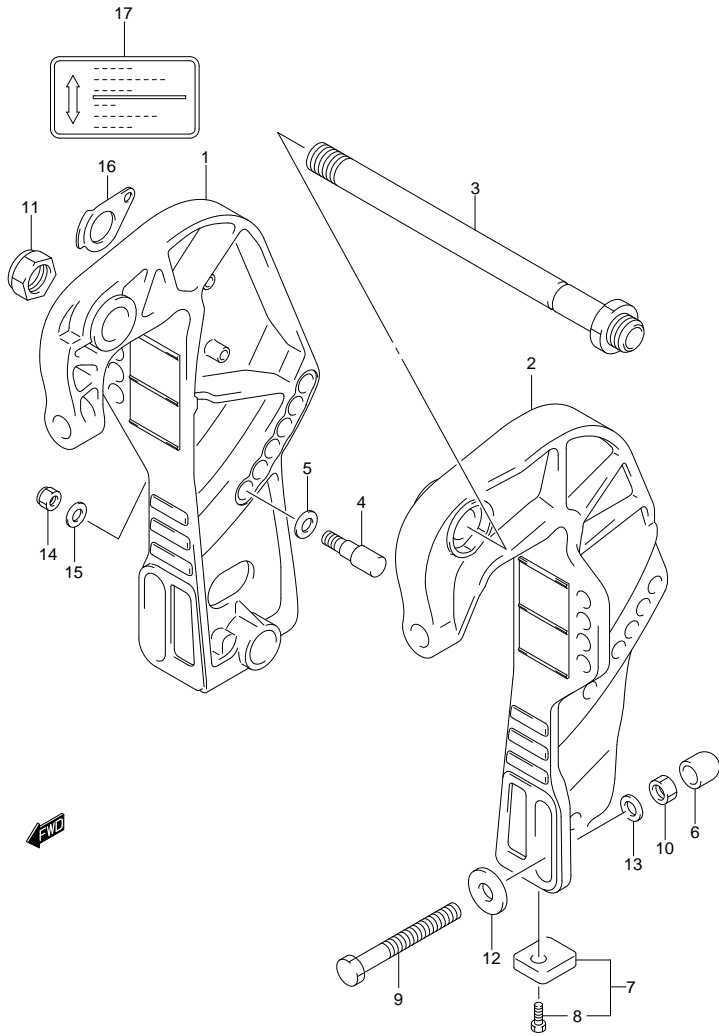


FIG.146 (2-B-5) CLAMP BRACKET (DF40AQH E1)

REF NO.	PART NO.	DESCRIPTION	QTY	REMARKS
1	41111-89J21-0EP	BRACKET, CLAMP STBD (BLACK)	1	
2	41121-89J15-0EP	BRACKET, CLAMP PORT (BLACK)	1	
3	41130-87J10	SHAFT, CLAMP BRACKET	1	
4	45421-89J00	PIN, TILT LOCK	2	
5	09160-12066	WASHER (12.5X22X2.5)	2	
6	41153-94500	CAP, TRANSOM BOLT	4	
7	55320-95311	ZINC, PROTECTION	2	
8	09116-06094	BOLT (6X15)	2	
9-1	09100-12093	BOLT (12X100)	4	
9-2	09100-12091	BOLT (12X115)	1	OPT
10	09159-12014	NUT	4	
11	09159-22006	NUT	1	
12	09160-12044	WASHER (12.5X35X3.2)	4	
13	09160-12110	WASHER (12.5X22X3)	4	
14	09159-10050	NUT	2	
15	09160-10082	WASHER (10.5X19X2)	2	
16	41135-93J00	WASHER, CLAMP BRACKET SHAFT	1	
17	43241-87J00	MARK, RELEASE LEVER	1	

FIG.147

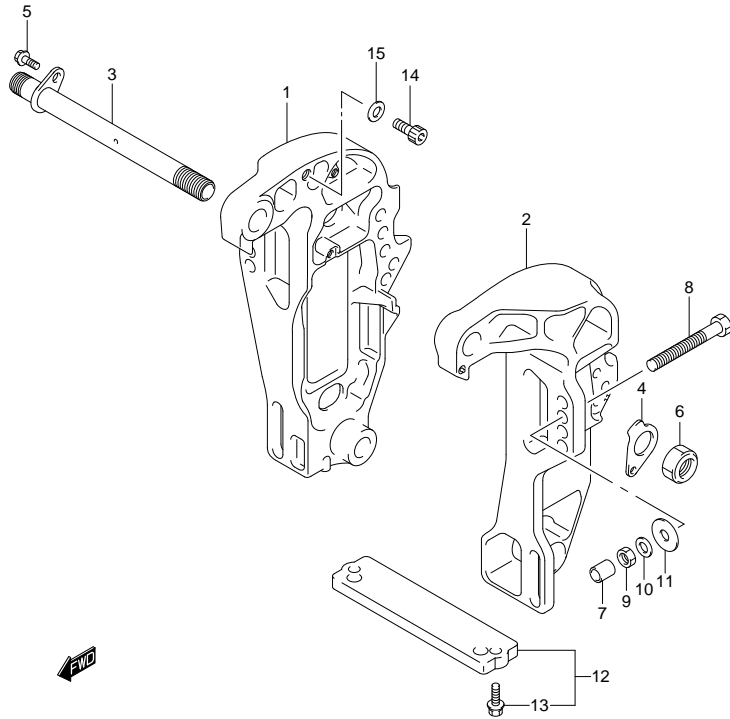


FIG.147 (2-B-6) CLAMP BRACKET (DF40AST E34)

REF NO.	PART NO.	DESCRIPTION	QTY	REMARKS
1	41111-88L01-0EP	BRACKET, CLAMP STBD (BLACK)	1	
2	41121-88L00-0EP	BRACKET, CLAMP PORT (BLACK)	1	
3	41130-88L10	SHAFT, CLAMP BRACKET	1	
4	41135-93J11	WASHER, CLAMP BRACKET SHAFT	1	
5	09116-08137	BOLT (8X22)	1	
6	09159-22006	NUT	1	
7	41153-94500	CAP, TRANSOM BOLT	4	
8-1	09100-12093	BOLT (12X100)	4	
8-2	09100-12091	BOLT (12X115)	1	OPT
9	09159-12014	NUT	4	
10	09160-12110	WASHER (12.5X22X3)	4	
11	09160-12044	WASHER (12.5X35X3.2)	4	
12	55320-94900	ZINC, PROTECTION	1	
13	09116-06121	BOLT (6X25)	2	
14	09106-10065	BOLT (10X20)	2	
15	09160-10082	WASHER (10.5X19X2)	2	

FIG.148

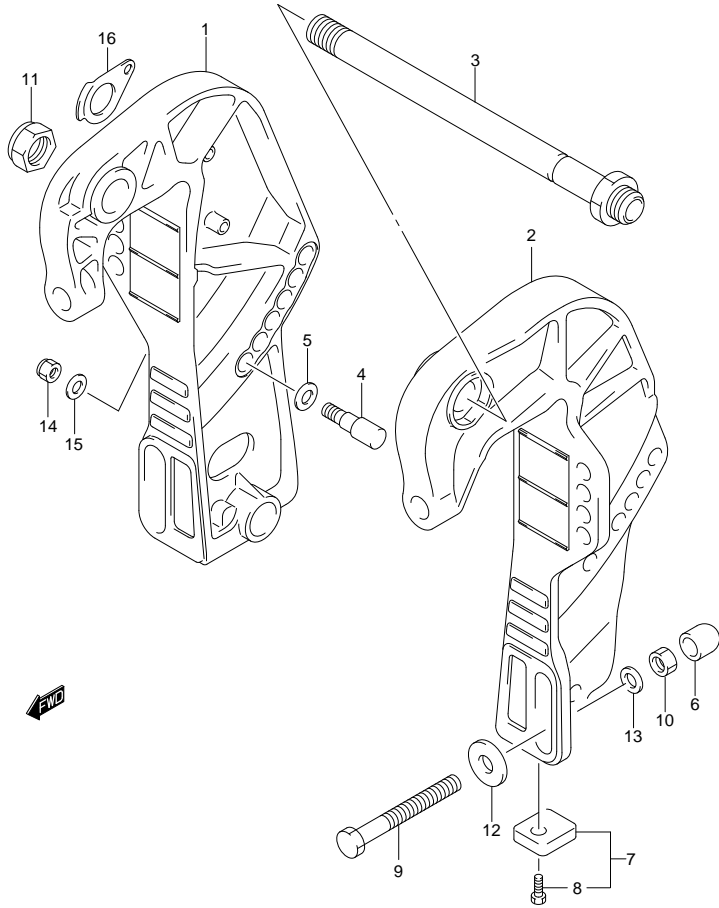


FIG.148 (2-B-7) CLAMP BRACKET (DF50A E1)

REF NO.	PART NO.	DESCRIPTION	QTY	REMARKS
1	41111-89J21-0EP	BRACKET, CLAMP STBD (BLACK)	1	
2	41121-89J15-0EP	BRACKET, CLAMP PORT (BLACK)	1	
3	41130-87J10	SHAFT, CLAMP BRACKET	1	
4	45421-89J00	PIN, TILT LOCK	2	
5	09160-12066	WASHER (12.5X22X2.5)	2	
6	41153-94500	CAP, TRANSOM BOLT	4	
7	55320-95311	ZINC, PROTECTION	2	
8	09116-06094	BOLT (6X15)	2	
9-1	09100-12093	BOLT (12X100)	4	
9-2	09100-12091	BOLT (12X115)	1	OPT
10	09159-12014	NUT	4	
11	09159-22006	NUT	1	
12	09160-12044	WASHER (12.5X35X3.2)	4	
13	09160-12110	WASHER (12.5X22X3)	4	
14	09159-10050	NUT	2	
15	09160-10082	WASHER (10.5X19X2)	2	
16	41135-93J00	WASHER, CLAMP BRACKET SHAFT	1	

FIG.150

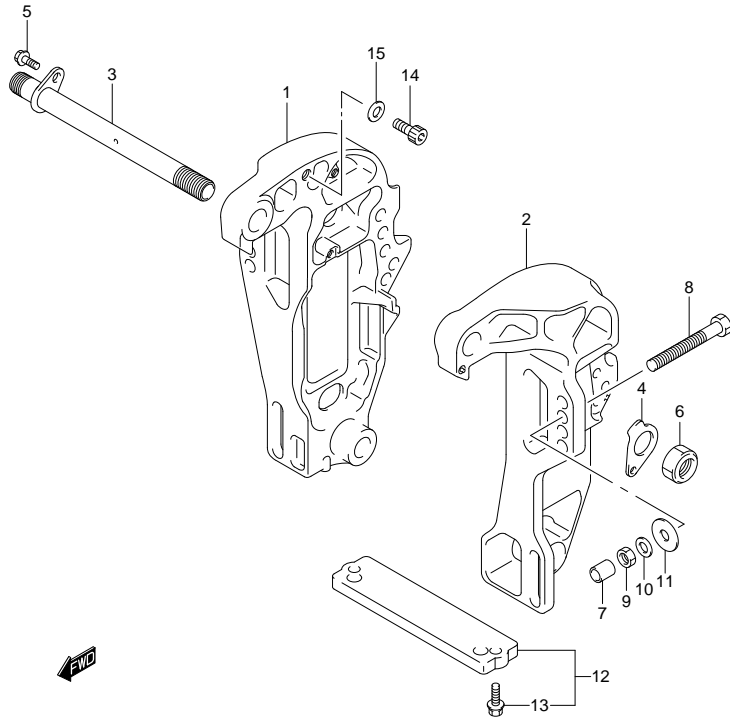


FIG.150 (2-B-9) CLAMP BRACKET (DF60A E1)

REF NO.	PART NO.	DESCRIPTION	QTY	REMARKS
1	41111-88L01-0EP	BRACKET, CLAMP STBD (BLACK)	1	
2	41121-88L00-0EP	BRACKET, CLAMP PORT (BLACK)	1	
3	41130-88L10	SHAFT, CLAMP BRACKET	1	
4	41135-93J11	WASHER, CLAMP BRACKET SHAFT	1	
5	09116-08137	BOLT (8X22)	1	
6	09159-22006	NUT	1	
7	41153-94500	CAP, TRANSOM BOLT	4	
8-1	09100-12093	BOLT (12X100)	4	
8-2	09100-12091	BOLT (12X115)	1	OPT
9	09159-12014	NUT	4	
10	09160-12110	WASHER (12.5X22X3)	4	
11	09160-12044	WASHER (12.5X35X3.2)	4	
12	55320-94900	ZINC, PROTECTION	1	
13	09116-06121	BOLT (6X25)	2	
14	09106-10065	BOLT (10X20)	2	
15	09160-10082	WASHER (10.5X19X2)	2	

FIG.151

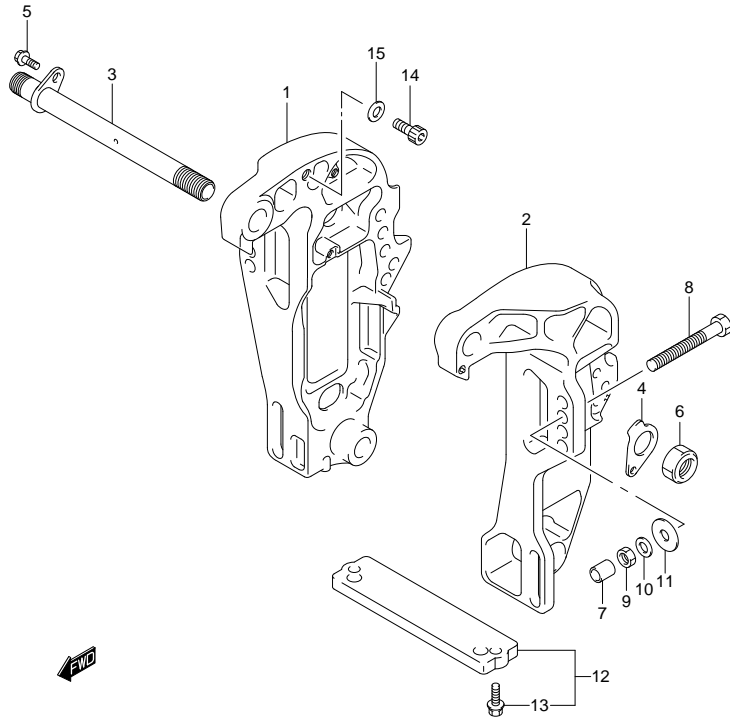


FIG.151 (2-B-10) CLAMP BRACKET (DF60A F40)

REF NO.	PART NO.	DESCRIPTION	Q'TY	REMARKS
1	41111-88L01-0EP	BRACKET, CLAMP STBD (BLACK)	1	
2	41121-88L00-0EP	BRACKET, CLAMP PORT (BLACK)	1	
3	41130-88L10	SHAFT, CLAMP BRACKET	1	
4	41135-93J11	WASHER, CLAMP BRACKET SHAFT	1	
5	09116-08137	BOLT (8X22)	1	
6	09159-22006	NUT	1	
7	41153-94500	CAP, TRANSOM BOLT	4	
8-1	09100-12093	BOLT (12X100)	4	
8-2	09100-12091	BOLT (12X115)	1	OPT
9	09159-12014	NUT	4	
10	09160-12110	WASHER (12.5X22X3)	4	
11	09160-12044	WASHER (12.5X35X3.2)	4	
12	55320-94900	ZINC, PROTECTION	1	
13	09116-06121	BOLT (6X25)	2	
14	09106-10065	BOLT (10X20)	2	
15	09160-10082	WASHER (10.5X19X2)	2	

FIG.152

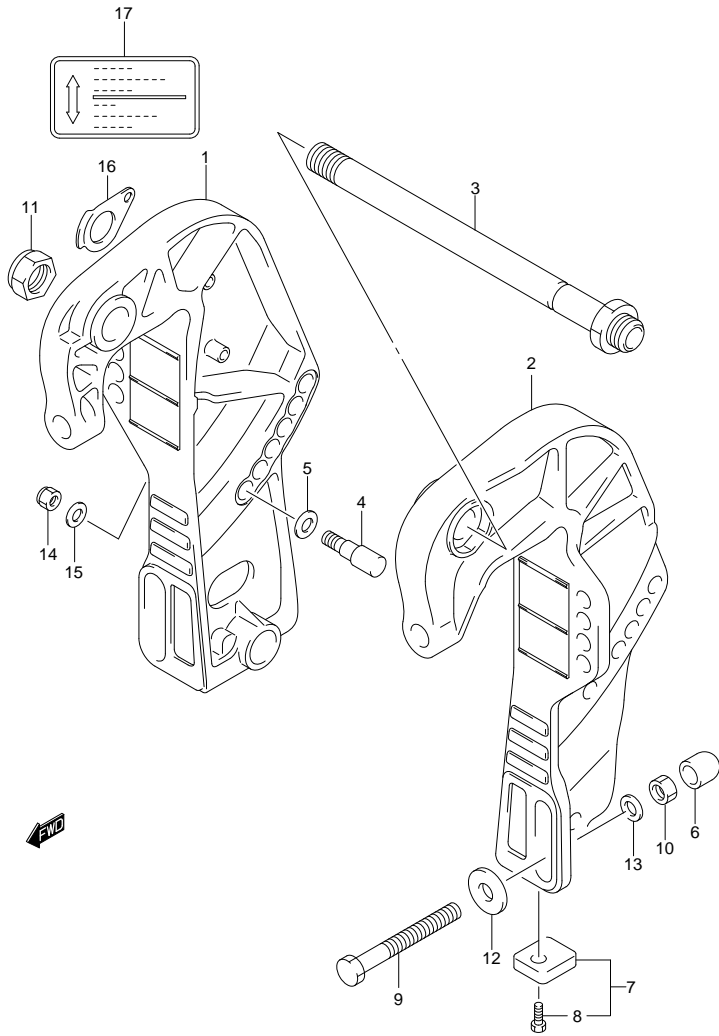


FIG.152 (2-B-11) CLAMP BRACKET (DF60AQH E1)

REF NO.	PART NO.	DESCRIPTION	QTY	REMARKS
1	41111-89J21-0EP	BRACKET, CLAMP STBD (BLACK)	1	
2	41121-89J15-0EP	BRACKET, CLAMP PORT (BLACK)	1	
3	41130-87J10	SHAFT, CLAMP BRACKET	1	
4	45421-89J00	PIN, TILT LOCK	2	
5	09160-12066	WASHER (12.5X22X2.5)	2	
6	41153-94500	CAP, TRANSOM BOLT	4	
7	55320-95311	ZINC, PROTECTION	2	
8	09116-06094	BOLT (6X15)	2	
9-1	09100-12093	BOLT (12X100)	4	
9-2	09100-12091	BOLT (12X115)	1	OPT
10	09159-12014	NUT	4	
11	09159-22006	NUT	1	
12	09160-12044	WASHER (12.5X35X3.2)	4	
13	09160-12110	WASHER (12.5X22X3)	4	
14	09159-10050	NUT	2	
15	09160-10082	WASHER (10.5X19X2)	2	
16	41135-93J00	WASHER, CLAMP BRACKET SHAFT	1	
17	43241-87J00	MARK, RELEASE LEVER	1	

FIG.153

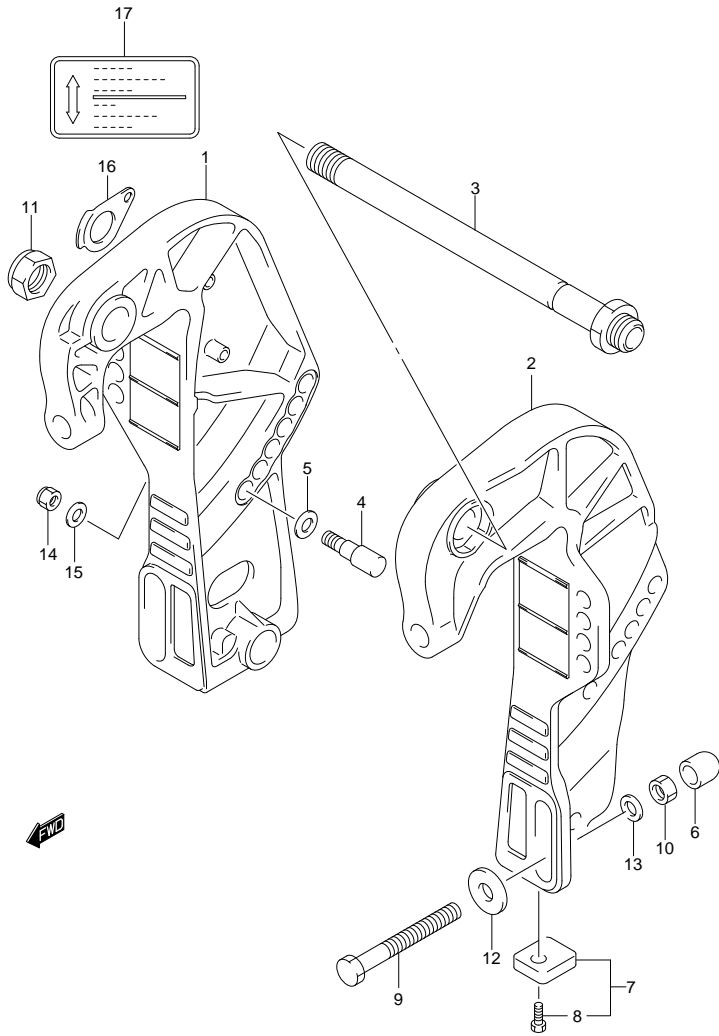


FIG.153 (2-B-12) CLAMP BRACKET (DF60AQH E40)

REF NO.	PART NO.	DESCRIPTION	QTY	REMARKS
1	41111-89J21-0EP	BRACKET, CLAMP STBD (BLACK)	1	
2	41121-89J15-0EP	BRACKET, CLAMP PORT (BLACK)	1	
3	41130-87J10	SHAFT, CLAMP BRACKET	1	
4	45421-89J00	PIN, TILT LOCK	2	
5	09160-12066	WASHER (12.5X22X2.5)	2	
6	41153-94500	CAP, TRANSOM BOLT	4	
7	55320-95311	ZINC, PROTECTION	2	
8	09116-06094	BOLT (6X15)	2	
9-1	09100-12093	BOLT (12X100)	4	
9-2	09100-12091	BOLT (12X115)	1	OPT
10	09159-12014	NUT	4	
11	09159-22006	NUT	1	
12	09160-12044	WASHER (12.5X35X3.2)	4	
13	09160-12110	WASHER (12.5X22X3)	4	
14	09159-10050	NUT	2	
15	09160-10082	WASHER (10.5X19X2)	2	
16	41135-93J00	WASHER, CLAMP BRACKET SHAFT	1	
17	43241-87J00	MARK, RELEASE LEVER	1	

FIG.154

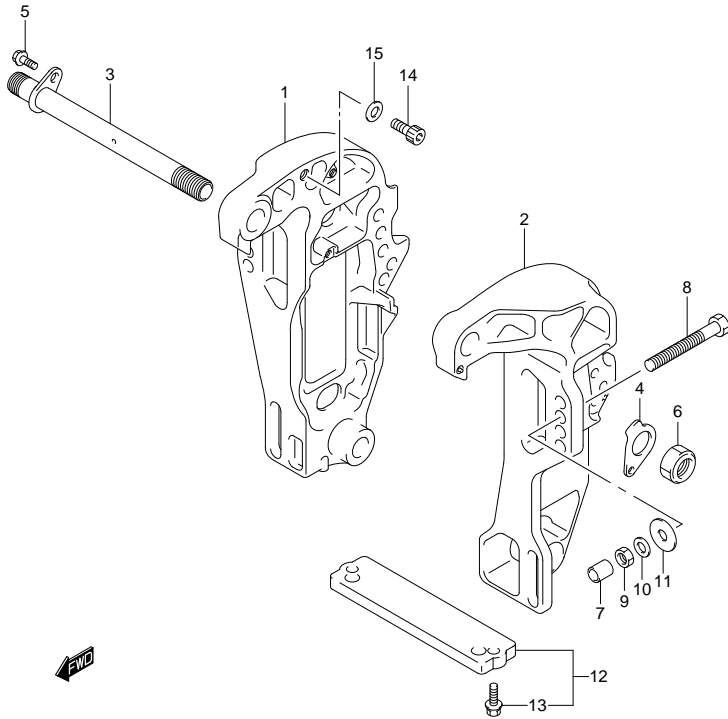


FIG.154 (2-B-13) CLAMP BRACKET (DF60ATH E1)

REF NO.	PART NO.	DESCRIPTION	QTY	REMARKS
1	41111-88L01-0EP	BRACKET, CLAMP STBD (BLACK)	1	
2	41121-88L00-0EP	BRACKET, CLAMP PORT (BLACK)	1	
3	41130-88L10	SHAFT, CLAMP BRACKET	1	
4	41135-93J11	WASHER, CLAMP BRACKET SHAFT	1	
5	09116-08137	BOLT (8X22)	1	
6	09159-22006	NUT	1	
7	41153-94500	CAP, TRANSOM BOLT	4	
8-1	09100-12093	BOLT (12X100)	4	
8-2	09100-12091	BOLT (12X115)	1	OPT
9	09159-12014	NUT	4	
10	09160-12110	WASHER (12.5X22X3)	4	
11	09160-12044	WASHER (12.5X35X3.2)	4	
12	55320-94900	ZINC, PROTECTION	1	
13	09116-06121	BOLT (6X25)	2	
14	09106-10065	BOLT (10X20)	2	
15	09160-10082	WASHER (10.5X19X2)	2	

FIG.155

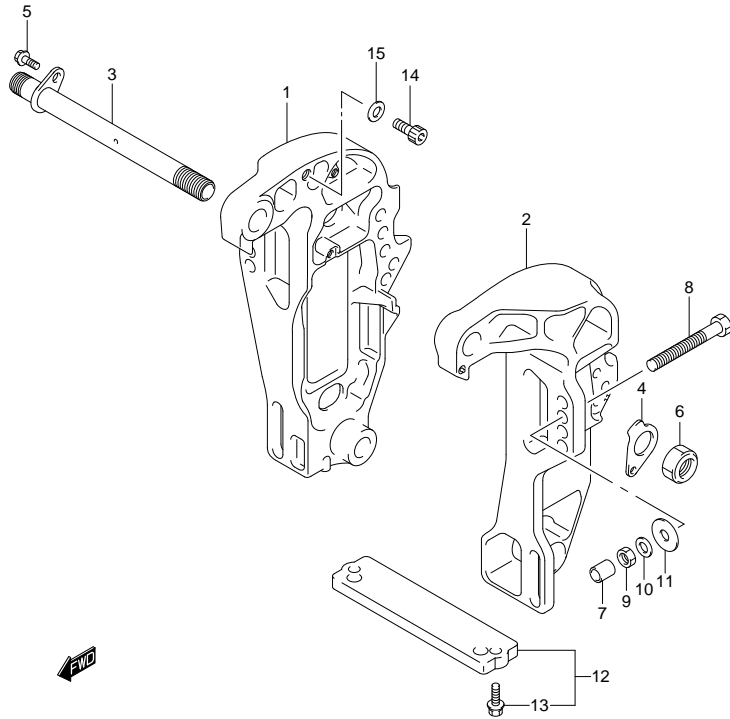


FIG.155 (2-B-14) CLAMP BRACKET (DF60ATH E40)

REF NO.	PART NO.	DESCRIPTION	QTY	REMARKS
1	41111-88L01-0EP	BRACKET, CLAMP STBD (BLACK)	1	
2	41121-88L00-0EP	BRACKET, CLAMP PORT (BLACK)	1	
3	41130-88L10	SHAFT, CLAMP BRACKET	1	
4	41135-93J11	WASHER, CLAMP BRACKET SHAFT	1	
5	09116-08137	BOLT (8X22)	1	
6	09159-22006	NUT	1	
7	41153-94500	CAP, TRANSOM BOLT	4	
8-1	09100-12093	BOLT (12X100)	4	
8-2	09100-12091	BOLT (12X115)	1	OPT
9	09159-12014	NUT	4	
10	09160-12110	WASHER (12.5X22X3)	4	
11	09160-12044	WASHER (12.5X35X3.2)	4	
12	55320-94900	ZINC, PROTECTION	1	
13	09116-06121	BOLT (6X25)	2	
14	09106-10065	BOLT (10X20)	2	
15	09160-10082	WASHER (10.5X19X2)	2	

FIG.156

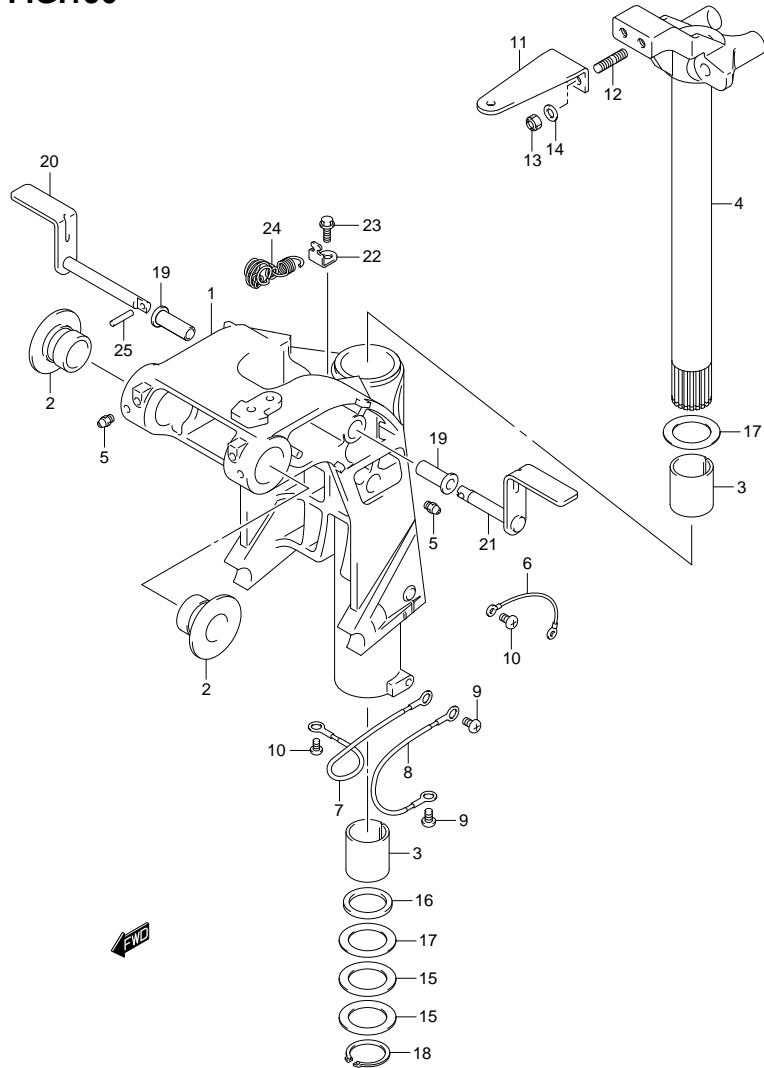


FIG.156 (2-B-15) SWIVEL BRACKET (DF40A E1)

REF NO.	PART NO.	DESCRIPTION	Q'TY	REMARKS
1-1	43111-88L30-0EP	BRACKET, SWIVEL (S) (BLACK)	1	W/TRANSOM(S)
1-2	43111-88L20-0EP	BRACKET, SWIVEL (L) (BLACK)	1	W/TRANSOM(L)
2	43211-87J00	BUSH, SWIVEL BRACKET	2	
3	43711-89J10	BUSH, STEERING	2	
4-1	43750-88L30-0EP	BRACKET, STEERING (S) (BLACK)	1	W/TRANSOM(S)
4-2	43750-88L20-0EP	BRACKET, STEERING (L) (BLACK)	1	W/TRANSOM(L)
5	22511-99011	NIPPLE, GREASE	3	
6	36894-95201	LEAD (CLAMP TO SWIVEL)	1	
7	36895-87D01	LEAD (SWIVEL TO MOUNT BRKT)	1	
8	36895-87D01	LEAD (SWIVEL TO HOUSING)	1	
9	09125-06063	SCREW (6X10)	2	
10	29125-93J10	SCREW, LEAD (5X8)	3	
11	43755-88L00-0EP	ATTACHMENT, STEERING BRKT (BLACK)	1	
12	09108-10161	STUD BOLT	2	
13	09159-10050	NUT	2	
14	09160-10141	WASHER (10.5X19X2)	2	
15	09160-39003	WASHER (39.5X58X0.3)	2	
16	09282-39001	OIL SEAL (39X51X5)	1	
17	09160-39002	WASHER (39.5X58X1)	2	
18	09380-38003	CIRCLIP	1	
19	41226-97E00	BUSH, TILT LOCK LEVER	2	
20	41270-89J10	LEVER, TILT LOCK STBD	1	
21	41280-89J04	LEVER, TILT LOCK PORT	1	
22	45731-96312	BRACKET, SPRING	1	
23	09116-06094	BOLT (6X15)	1	
24	41230-97E10	SPRING, TILT LOCK	1	
25	09205-03012	SPRING	1	

FIG.157

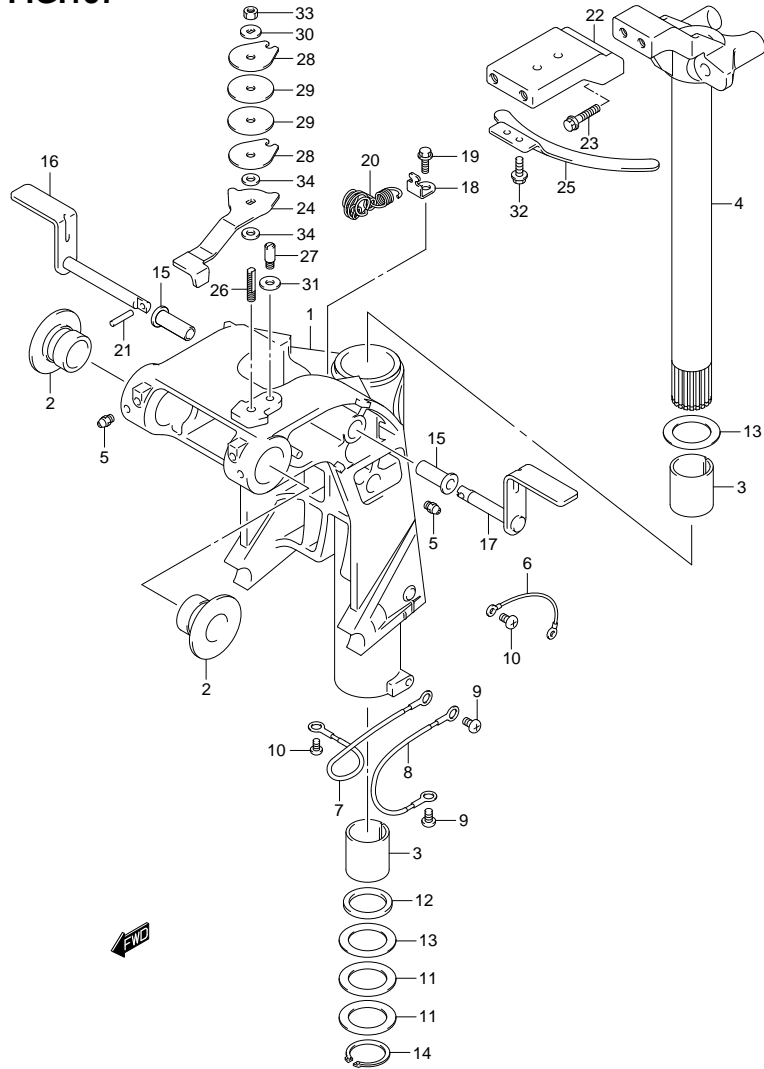


FIG.157 (2-C-2) SWIVEL BRACKET (DF40AQH E1)

REF NO.	PART NO.	DESCRIPTION	Q'TY	REMARKS
1	43111-88L20-0EP	BRACKET, SWIVEL (L) (BLACK)	1	
2	43211-87J00	BUSH, SWIVEL BRACKET	2	
3	43711-89J10	BUSH, STEERING	2	
4	43750-88L20-0EP	BRACKET, STEERING (L) (BLACK)	1	
5	22511-99011	NIPPLE, GREASE	3	
6	36894-95201	LEAD (CLAMP TO SWIVEL)	1	
7	36895-87D01	LEAD (SWIVEL TO MOUNT BRKT)	1	
8	36895-87D01	LEAD (SWIVEL TO HOUSING)	1	
9	09125-06063	SCREW (6X10)	2	
10	29125-93J10	SCREW, LEAD (5X8)	3	
11	09160-39003	WASHER (39.5X58X0.3)	2	
12	09282-39001	OIL SEAL (39X51X5)	1	
13	09160-39002	WASHER (39.5X58X1)	2	
14	09380-38003	CIRCLIP	1	
15	41226-97E00	BUSH, TILT LOCK LEVER	2	
16	41270-89J10	LEVER, TILT LOCK STBD	1	
17	41280-89J04	LEVER, TILT LOCK PORT	1	
18	45731-96312	BRACKET, SPRING	1	
19	09116-06094	BOLT (6X15)	1	
20	41230-97E10	SPRING, TILT LOCK	1	
21	09205-03012	SPRING	1	
22	43755-87L12-0EP	EXTENSION, STRG BRKT (BLACK)	1	
23	09116-10150	BOLT (10X55)	2	
24	43411-88L00	ADJUSTER, STEERING	1	
25	43415-88L00	PLATE, STEERING ADJUSTER	1	
26	43512-88L00	SHAFT, STRG ADJ THREAD	1	
27	43513-88L00	BOLT, STEERING ADJUSTER	1	
28	43514-88L00	PLATE, STRG ADJ FRICTION	2	
29	43515-88L00	WASHER, STRG ADJ FRICTION PLATE	2	
30	43516-88L00	WASHER, STRG ADJ FRICTION	1	
31	43517-88L00	SPACER, STEERING ADJUSTER	1	
32	09116-06094	BOLT (6X15)	2	
33	09159-08059	NUT	1	

FIG.157

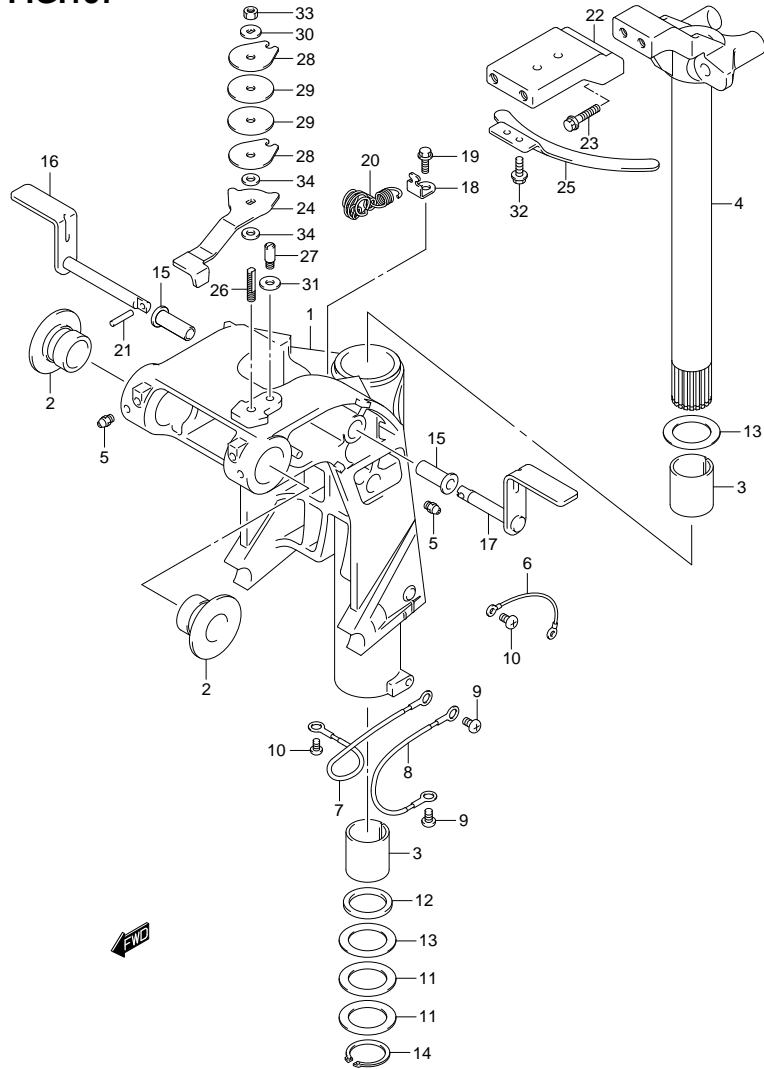
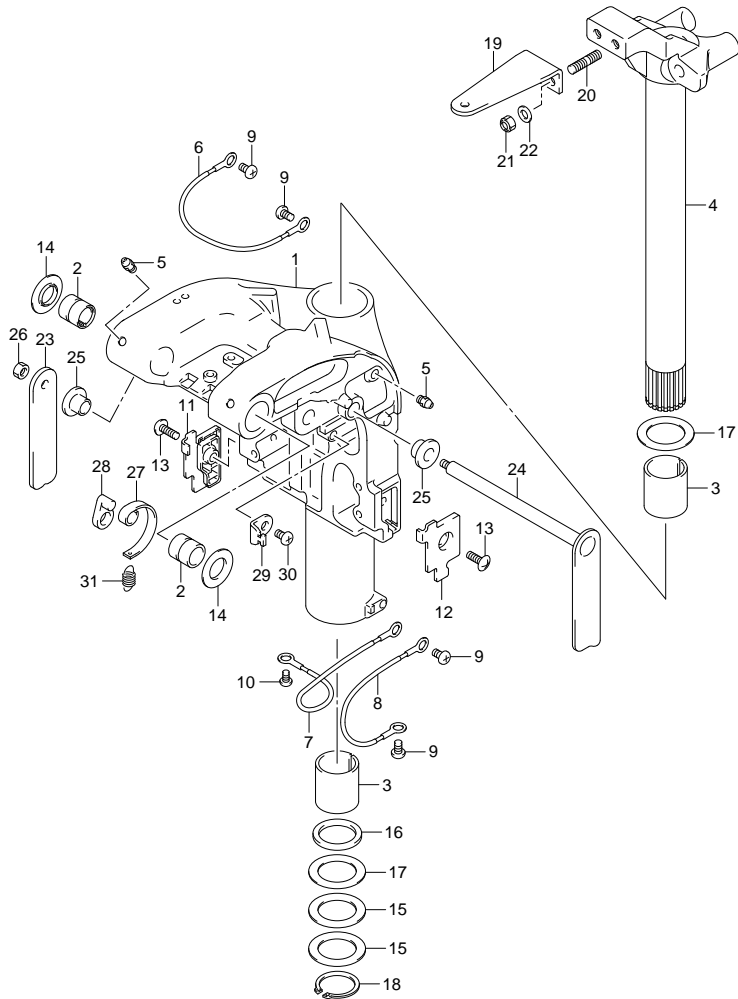


FIG.157 (2-C-3) SWIVEL BRACKET (DF40AQH E1)

REF NO.	PART NO.	DESCRIPTION	Q' TY	REMARKS
34	09161-08011	WASHER (8.2X18X1.2)	2	

FIG.158

FIG.158 (2-C-4) SWIVEL BRACKET (DF40AST E34)



REF NO.	PART NO.	DESCRIPTION	Q'TY	REMARKS
1-1	43111-88L50-0EP	BRACKET, SWIVEL (S) (BLACK)	1	W/TRANSOM(S)
1-2	43111-88L40-0EP	BRACKET, SWIVEL (L) (BLACK)	1	W/TRANSOM(L)
2	43211-88L00	BUSH, SWIVEL BRACKET	2	
3	43711-97E00	BUSH, STEERING	2	
4-1	43750-88L30-0EP	BRACKET, STEERING (S) (BLACK)	1	W/TRANSOM(S)
4-2	43750-88L20-0EP	BRACKET, STEERING (L) (BLACK)	1	W/TRANSOM(L)
5	22511-99011	NIPPLE, GREASE	4	
6	36894-87D00	LEAD (CLAMP TO SWIVEL)	1	
7	36895-87D01	LEAD (SWIVEL TO MOUNT BRKT)	1	
8	36895-87D01	LEAD (SWIVEL TO HOUSING)	1	
9	09125-06063	SCREW (6X10)	4	
10	09125-05050	SCREW (5X8)	1	
11	43119-88L00	PLATE, SWIVEL BRKT LWR STBD	1	
12	43119-88L10	PLATE, SWIVEL BRKT LWR PORT	1	
13	09125-06067	SCREW (6X16)	2	
14	43114-88L00	WASHER, SWIVEL TO CLAMP BRKT	2	
15	09160-39003	WASHER (39.5X58X0.3)	2	
16	09282-39001	OIL SEAL (39X51X5)	1	
17	09160-39002	WASHER (39.5X58X1)	2	
18	09380-38003	CIRCLIP	1	
19	43755-88L00-0EP	ATTACHMENT, STEERING BRKT (BLACK)	1	
20	09108-10161	STUD BOLT	2	
21	09159-10050	NUT	2	
22	09160-10141	WASHER (10.5X19X2)	2	
23	41221-88L00	LEVER, TILT LOCK STBD	1	
24	41280-88L10	LEVER, TILT LOCK PORT	1	
25	41224-88L00	BUSH, TILT LOCK LEVER	2	
26	29141-93J00	NUT, TILT LOCK LEVER STBD	1	
27	41231-88L00	LINK, TILT LOCK LEVER	1	
28	41234-88L00	ARM, TILT LOCK LINK	1	
29	45731-96312	BRACKET, SPRING	1	
30	09125-06063	SCREW (6X10)	1	
31	09443-10043	SPRING	1	



FIG.159

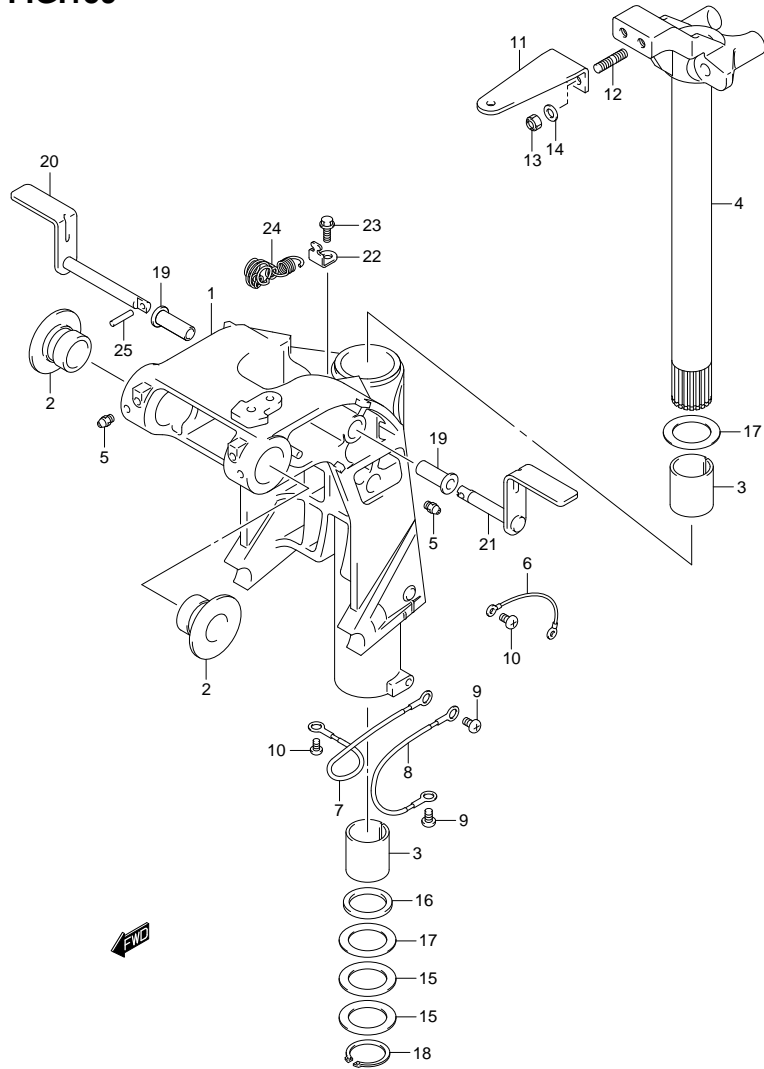


FIG.159 (2-C-5) SWIVEL BRACKET (DF50A E1)

REF NO.	PART NO.	DESCRIPTION	Q'TY	REMARKS
1-1	43111-88L30-0EP	BRACKET, SWIVEL (S) (BLACK)	1	W/TRANSOM(S)
1-2	43111-88L20-0EP	BRACKET, SWIVEL (L) (BLACK)	1	W/TRANSOM(L)
2	43211-87J00	BUSH, SWIVEL BRACKET	2	
3	43711-89J10	BUSH, STEERING	2	
4-1	43750-88L30-0EP	BRACKET, STEERING (S) (BLACK)	1	W/TRANSOM(S)
4-2	43750-88L20-0EP	BRACKET, STEERING (L) (BLACK)	1	W/TRANSOM(L)
5	22511-99011	NIPPLE, GREASE	3	
6	36894-95201	LEAD (CLAMP TO SWIVEL)	1	
7	36895-87D01	LEAD (SWIVEL TO MOUNT BRKT)	1	
8	36895-87D01	LEAD (SWIVEL TO HOUSING)	1	
9	09125-06063	SCREW (6X10)	2	
10	29125-93J10	SCREW, LEAD (5X8)	3	
11	43755-88L00-0EP	ATTACHMENT, STEERING BRKT (BLACK)	1	
12	09108-10161	STUD BOLT	2	
13	09159-10050	NUT	2	
14	09160-10141	WASHER (10.5X19X2)	2	
15	09160-39003	WASHER (39.5X58X0.3)	2	
16	09282-39001	OIL SEAL (39X51X5)	1	
17	09160-39002	WASHER (39.5X58X1)	2	
18	09380-38003	CIRCLIP	1	
19	41226-97E00	BUSH, TILT LOCK LEVER	2	
20	41270-89J10	LEVER, TILT LOCK STBD	1	
21	41280-89J04	LEVER, TILT LOCK PORT	1	
22	45731-96312	BRACKET, SPRING	1	
23	09116-06094	BOLT (6X15)	1	
24	41230-97E10	SPRING, TILT LOCK	1	
25	09205-03012	SPRING	1	

FIG.160

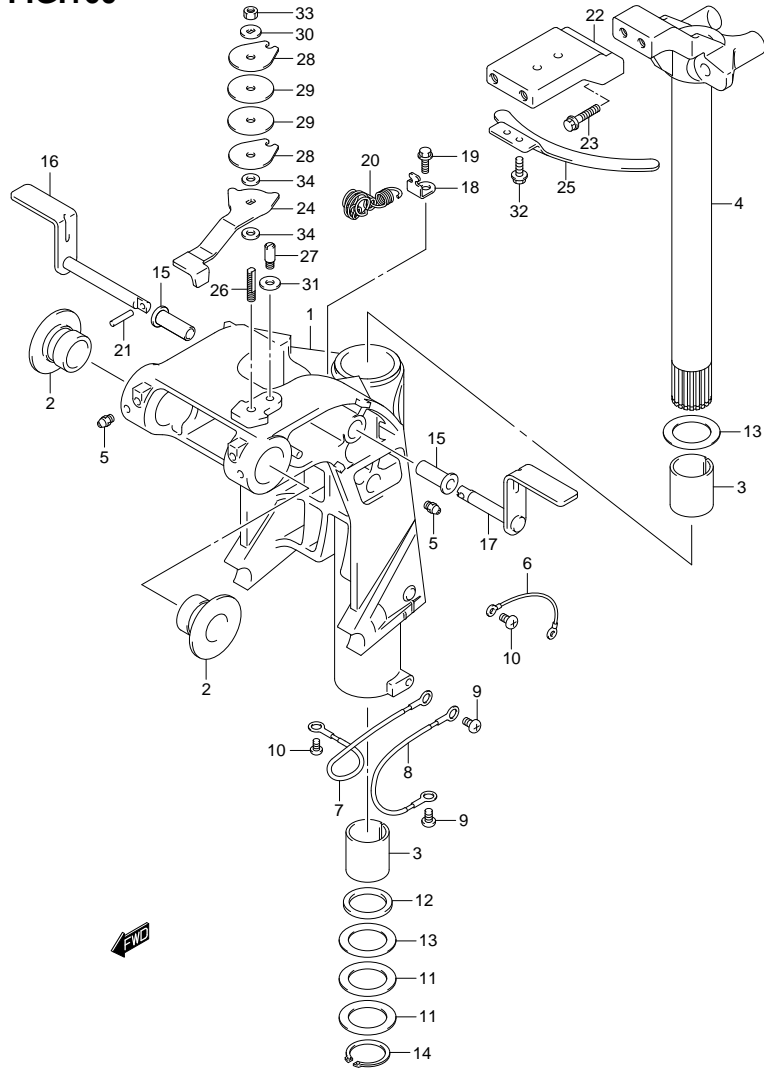


FIG.160 (2-C-6) SWIVEL BRACKET (DF50ATH E1)

REF NO.	PART NO.	DESCRIPTION	Q'TY	REMARKS
1	43111-88L20-0EP	BRACKET, SWIVEL (L) (BLACK)	1	
2	43211-87J00	BUSH, SWIVEL BRACKET	2	
3	43711-89J10	BUSH, STEERING	2	
4	43750-88L20-0EP	BRACKET, STEERING (L) (BLACK)	1	
5	22511-99011	NIPPLE, GREASE	3	
6	36894-95201	LEAD (CLAMP TO SWIVEL)	1	
7	36895-87D01	LEAD (SWIVEL TO MOUNT BRKT)	1	
8	36895-87D01	LEAD (SWIVEL TO HOUSING)	1	
9	09125-06063	SCREW (6X10)	2	
10	29125-93J10	SCREW, LEAD (5X8)	3	
11	09160-39003	WASHER (39.5X58X0.3)	2	
12	09282-39001	OIL SEAL (39X51X5)	1	
13	09160-39002	WASHER (39.5X58X1)	2	
14	09380-38003	CIRCLIP	1	
15	41226-97E00	BUSH, TILT LOCK LEVER	2	
16	41270-89J10	LEVER, TILT LOCK STBD	1	
17	41280-89J04	LEVER, TILT LOCK PORT	1	
18	45731-96312	BRACKET, SPRING	1	
19	09116-06094	BOLT (6X15)	1	
20	41230-97E10	SPRING, TILT LOCK	1	
21	09205-03012	SPRING	1	
22	43755-87L12-0EP	EXTENSION, STRG BRKT (BLACK)	1	
23	09116-10150	BOLT (10X55)	2	
24	43411-88L00	ADJUSTER, STEERING	1	
25	43415-88L00	PLATE, STEERING ADJUSTER	1	
26	43512-88L00	SHAFT, STRG ADJ THREAD	1	
27	43513-88L00	BOLT, STEERING ADJUSTER	1	
28	43514-88L00	PLATE, STRG ADJ FRICTION	2	
29	43515-88L00	WASHER, STRG ADJ FRICTION PLATE	2	
30	43516-88L00	WASHER, STRG ADJ FRICTION	1	
31	43517-88L00	SPACER, STEERING ADJUSTER	1	
32	09116-06094	BOLT (6X15)	2	
33	09159-08059	NUT	1	

FIG.160

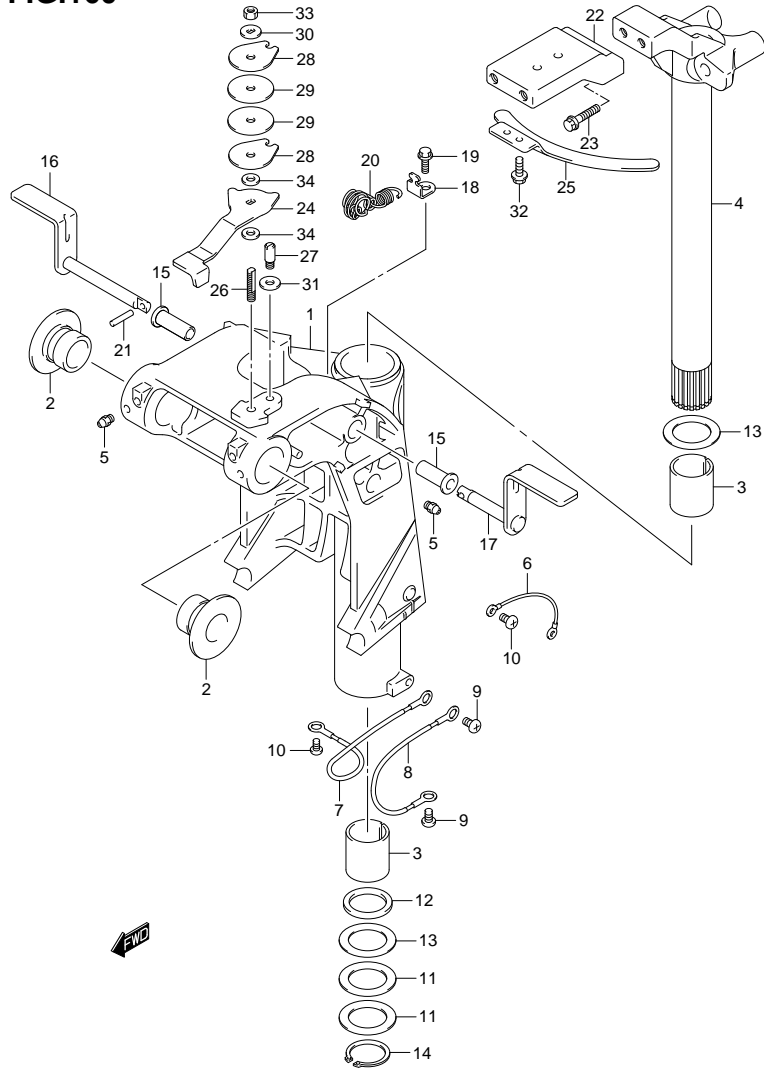


FIG.160 (2-C-7) SWIVEL BRACKET (DF50ATH E1)

REF NO.	PART NO.	DESCRIPTION	Q' TY	REMARKS
34	09161-08011	WASHER (8.2X18X1.2)	2	

FIG.161

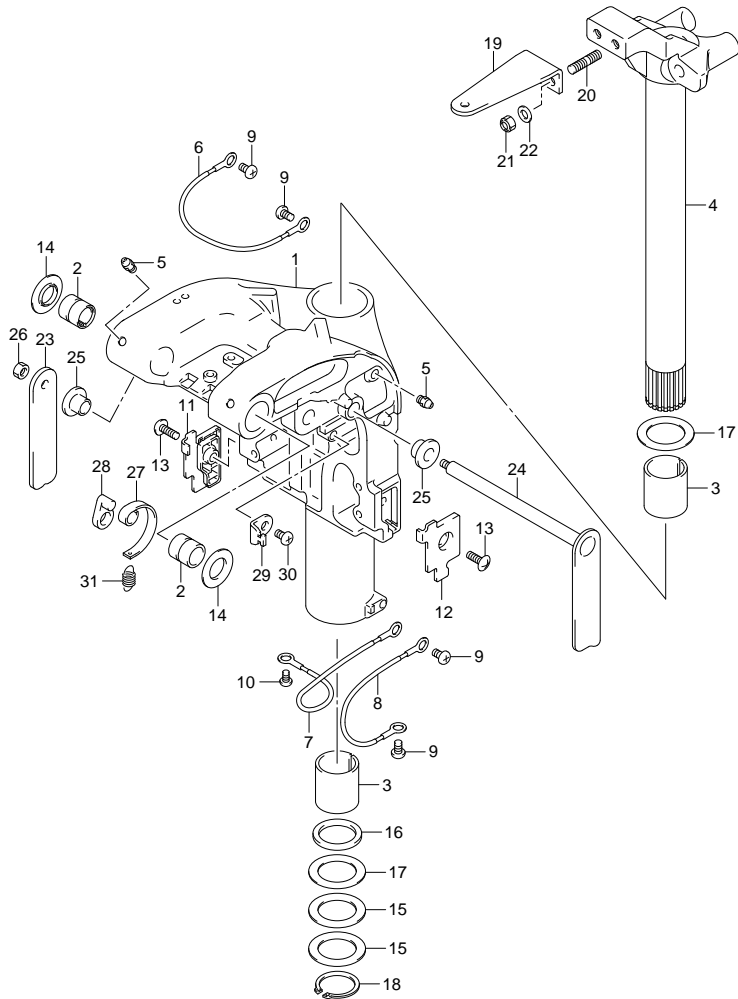


FIG.161 (2-C-8) SWIVEL BRACKET (DF60A E1)

REF NO.	PART NO.	DESCRIPTION	Q'TY	REMARKS
1-1	43111-88L50-OEP	BRACKET, SWIVEL (S) (BLACK)	1	W/TRANSOM(S)
1-2	43111-88L40-OEP	BRACKET, SWIVEL (L) (BLACK)	1	W/TRANSOM(L)
1-3	43111-88L40-OEP	BRACKET, SWIVEL (L) (BLACK)	1	W/TRANSOM(X)
2	43211-88L00	BUSH, SWIVEL BRACKET	2	
3	43711-97E00	BUSH, STEERING	2	
4-1	43750-88L30-OEP	BRACKET, STEERING (S) (BLACK)	1	W/TRANSOM(S)
4-2	43750-88L20-OEP	BRACKET, STEERING (L) (BLACK)	1	W/TRANSOM(L)
4-3	43750-88L20-OEP	BRACKET, STEERING (L) (BLACK)	1	W/TRANSOM(X)
5	22511-99011	NIPPLE, GREASE	4	
6	36894-87D00	LEAD (CLAMP TO SWIVEL)	1	
7	36895-87D01	LEAD (SWIVEL TO MOUNT BRKT)	1	
8	36895-87D01	LEAD (SWIVEL TO HOUSING)	1	
9	09125-06063	SCREW (6X10)	4	
10	09125-05050	SCREW (5X8)	1	
11	43119-88L00	PLATE, SWIVEL BRKT LWR STBD	1	
12	43119-88L10	PLATE, SWIVEL BRKT LWR PORT	1	
13	09125-06067	SCREW (6X16)	2	
14	43114-88L00	WASHER, SWIVEL TO CLAMP BRKT	2	
15	09160-39003	WASHER (39.5X58X0.3)	2	
16	09282-39001	OIL SEAL (39X51X5)	1	
17	09160-39002	WASHER (39.5X58X1)	2	
18	09380-38003	CIRCLIP	1	
19	43755-88L00-OEP	ATTACHMENT, STEERING BRKT (BLACK)	1	
20	09108-10161	STUD BOLT	2	
21	09159-10050	NUT	2	
22	09160-10141	WASHER (10.5X19X2)	2	
23	41221-88L00	LEVER, TILT LOCK STBD	1	
24	41280-88L10	LEVER, TILT LOCK PORT	1	
25	41224-88L00	BUSH, TILT LOCK LEVER	2	
26	29141-93J00	NUT, TILT LOCK LEVER STBD	1	
27	41231-88L00	LINK, TILT LOCK LEVER	1	
28	41234-88L00	ARM, TILT LOCK LINK	1	
29	45731-96312	BRACKET, SPRING	1	



FIG.161

FIG.161 (2-C-9) SWIVEL BRACKET (DF60A E1)

REF NO.	PART NO.	DESCRIPTION	Q' TY	REMARKS
30	09125-06063	SCREW (6X10)	1	
31	09443-10043	SPRING	1	

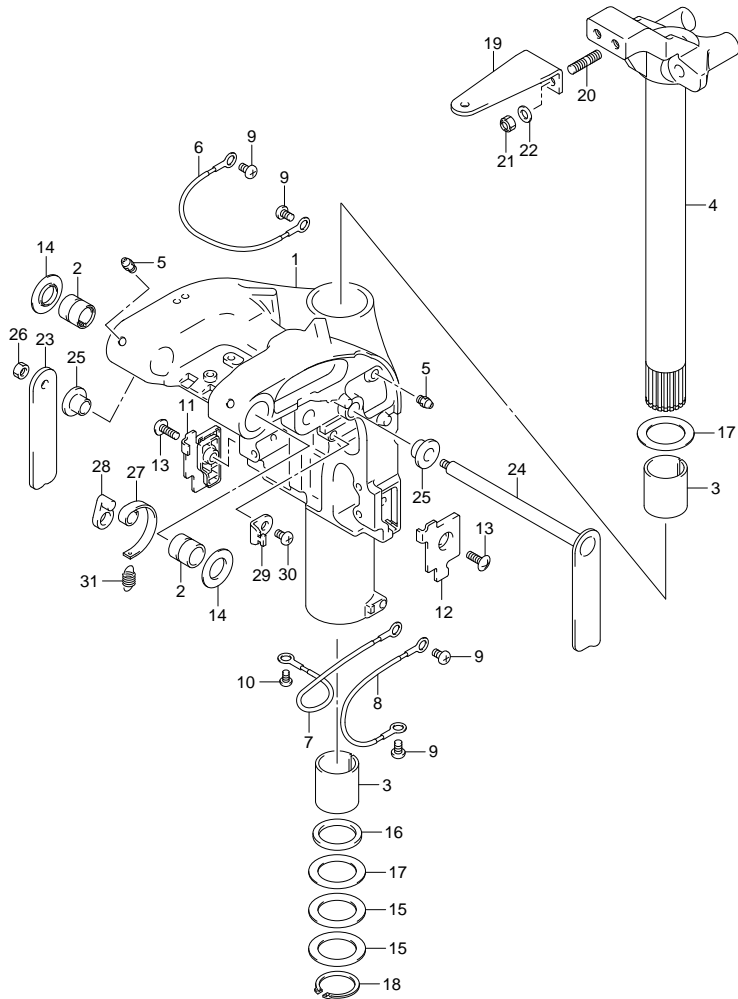


FIG.162

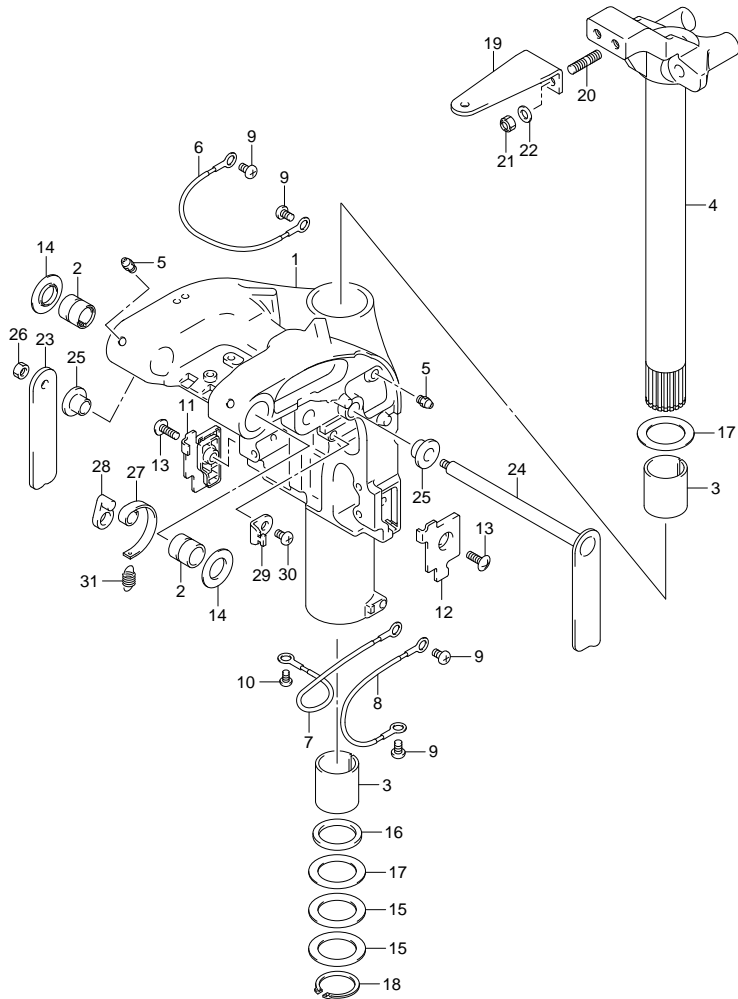


FIG.162 (2-C-10) SWIVEL BRACKET (DF60A E40)

REF NO.	PART NO.	DESCRIPTION	Q'TY	REMARKS
1-1	43111-88L40-0EP	BRACKET, SWIVEL (L) (BLACK)	1	W/TRANSOM(L)
1-2	43111-88L40-0EP	BRACKET, SWIVEL (L) (BLACK)	1	W/TRANSOM(X)
2	43211-88L00	BUSH, SWIVEL BRACKET	2	
3	43711-97E00	BUSH, STEERING	2	
4-1	43750-88L20-0EP	BRACKET, STEERING (L) (BLACK)	1	W/TRANSOM(L)
4-2	43750-88L20-0EP	BRACKET, STEERING (L) (BLACK)	1	W/TRANSOM(X)
5	22511-99011	NIPPLE, GREASE	4	
6	36894-87D00	LEAD (CLAMP TO SWIVEL)	1	
7	36895-87D01	LEAD (SWIVEL TO MOUNT BRKT)	1	
8	36895-87D01	LEAD (SWIVEL TO HOUSING)	1	
9	09125-06063	SCREW (6X10)	4	
10	09125-05050	SCREW (5X8)	1	
11	43119-88L00	PLATE, SWIVEL BRKT LWR STBD	1	
12	43119-88L10	PLATE, SWIVEL BRKT LWR PORT	1	
13	09125-06067	SCREW (6X16)	2	
14	43114-88L00	WASHER, SWIVEL TO CLAMP BRKT	2	
15	09160-39003	WASHER (39.5X58X0.3)	2	
16	09282-39001	OIL SEAL (39X51X5)	1	
17	09160-39002	WASHER (39.5X58X1)	2	
18	09380-38003	CIRCLIP	1	
19	43755-88L00-0EP	ATTACHMENT, STEERING BRKT (BLACK)	1	
20	09108-10161	STUD BOLT	2	
21	09159-10050	NUT	2	
22	09160-10141	WASHER (10.5X19X2)	2	
23	41221-88L00	LEVER, TILT LOCK STBD	1	
24	41280-88L10	LEVER, TILT LOCK PORT	1	
25	41224-88L00	BUSH, TILT LOCK LEVER	2	
26	29141-93J00	NUT, TILT LOCK LEVER STBD	1	
27	41231-88L00	LINK, TILT LOCK LEVER	1	
28	41234-88L00	ARM, TILT LOCK LINK	1	
29	45731-96312	BRACKET, SPRING	1	
30	09125-06063	SCREW (6X10)	1	
31	09443-10043	SPRING	1	



FIG.163

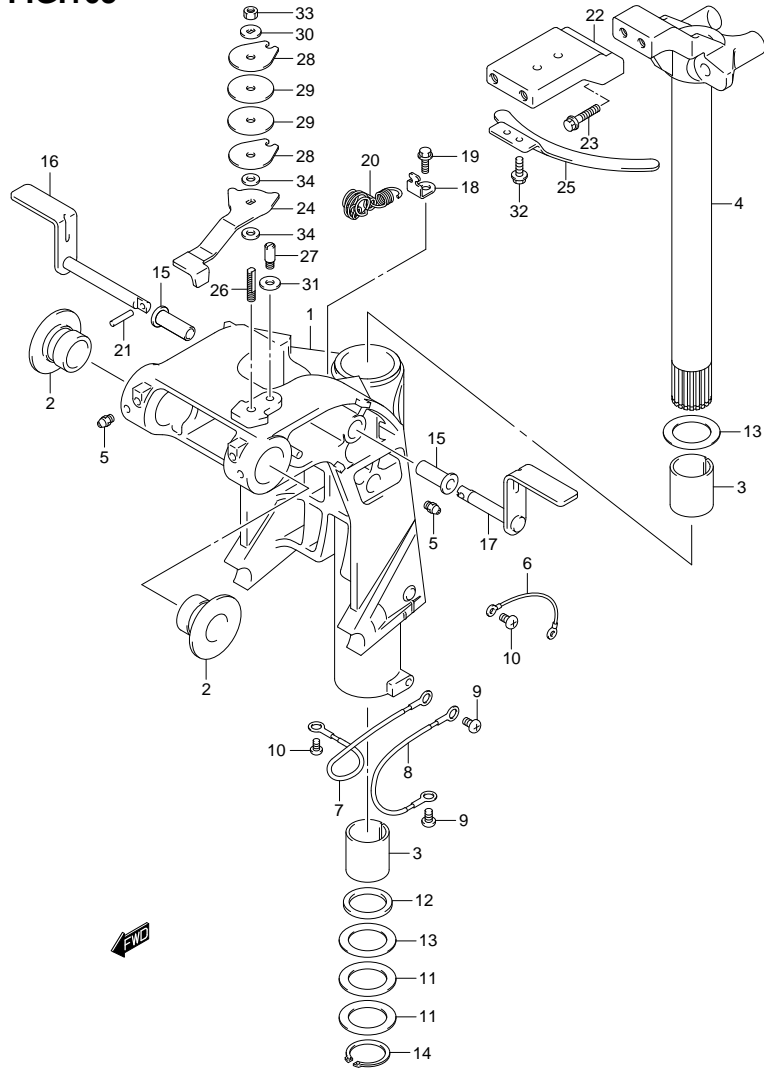


FIG.163 (2-C-11) SWIVEL BRACKET (DF60AQH E1)

REF NO.	PART NO.	DESCRIPTION	Q'TY	REMARKS
1-1	43111-88L20-0EP	BRACKET, SWIVEL (L) (BLACK)	1	W/TRANSOM(L)
1-2	43111-88L20-0EP	BRACKET, SWIVEL (L) (BLACK)	1	W/TRANSOM(X)
2	43211-87J00	BUSH, SWIVEL BRACKET	2	
3	43711-89J10	BUSH, STEERING	2	
4-1	43750-88L20-0EP	BRACKET, STEERING (L) (BLACK)	1	W/TRANSOM(L)
4-2	43750-88L20-0EP	BRACKET, STEERING (L) (BLACK)	1	W/TRANSOM(X)
5	22511-99011	NIPPLE, GREASE	3	
6	36894-95201	LEAD (CLAMP TO SWIVEL)	1	
7	36895-87D01	LEAD (SWIVEL TO MOUNT BRKT)	1	
8	36895-87D01	LEAD (SWIVEL TO HOUSING)	1	
9	09125-06063	SCREW (6X10)	2	
10	29125-93J10	SCREW, LEAD (5X8)	3	
11	09160-39003	WASHER (39.5X58X0.3)	2	
12	09282-39001	OIL SEAL (39X51X5)	1	
13	09160-39002	WASHER (39.5X58X1)	2	
14	09380-38003	CIRCLIP	1	
15	41226-97E00	BUSH, TILT LOCK LEVER	2	
16	41270-89J10	LEVER, TILT LOCK STBD	1	
17	41280-89J04	LEVER, TILT LOCK PORT	1	
18	45731-96312	BRACKET, SPRING	1	
19	09116-06094	BOLT (6X15)	1	
20	41230-97E10	SPRING, TILT LOCK	1	
21	09205-03012	SPRING	1	
22	43755-87L12-0EP	EXTENSION, STRG BRKT (BLACK)	1	
23	09116-10150	BOLT (10X55)	2	
24	43411-88L00	ADJUSTER, STEERING	1	
25	43415-88L00	PLATE, STEERING ADJUSTER	1	
26	43512-88L00	SHAFT, STRG ADJ THREAD	1	
27	43513-88L00	BOLT, STEERING ADJUSTER	1	
28	43514-88L00	PLATE, STRG ADJ FRICTION	2	
29	43515-88L00	WASHER, STRG ADJ FRICTION	2	
		PLATE		
30	43516-88L00	WASHER, STRG ADJ FRICTION	1	
31	43517-88L00	SPACER, STEERING ADJUSTER	1	

FIG.163

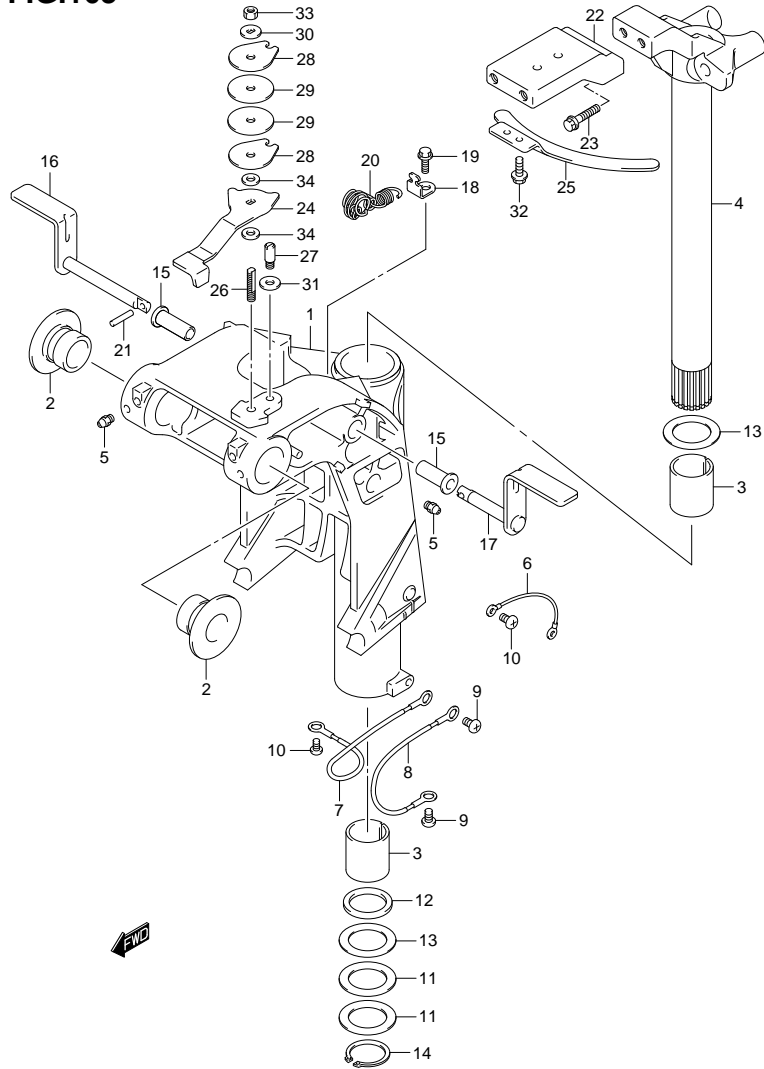


FIG.163 (2-C-12) SWIVEL BRACKET (DF60AQH E1)

REF NO.	PART NO.	DESCRIPTION	Q' TY	REMARKS
32	09116-06094	BOLT (6X15)	2	
33	09159-08059	NUT	1	
34	09161-08011	WASHER (8.2X18X1.2)	2	

FIG.164

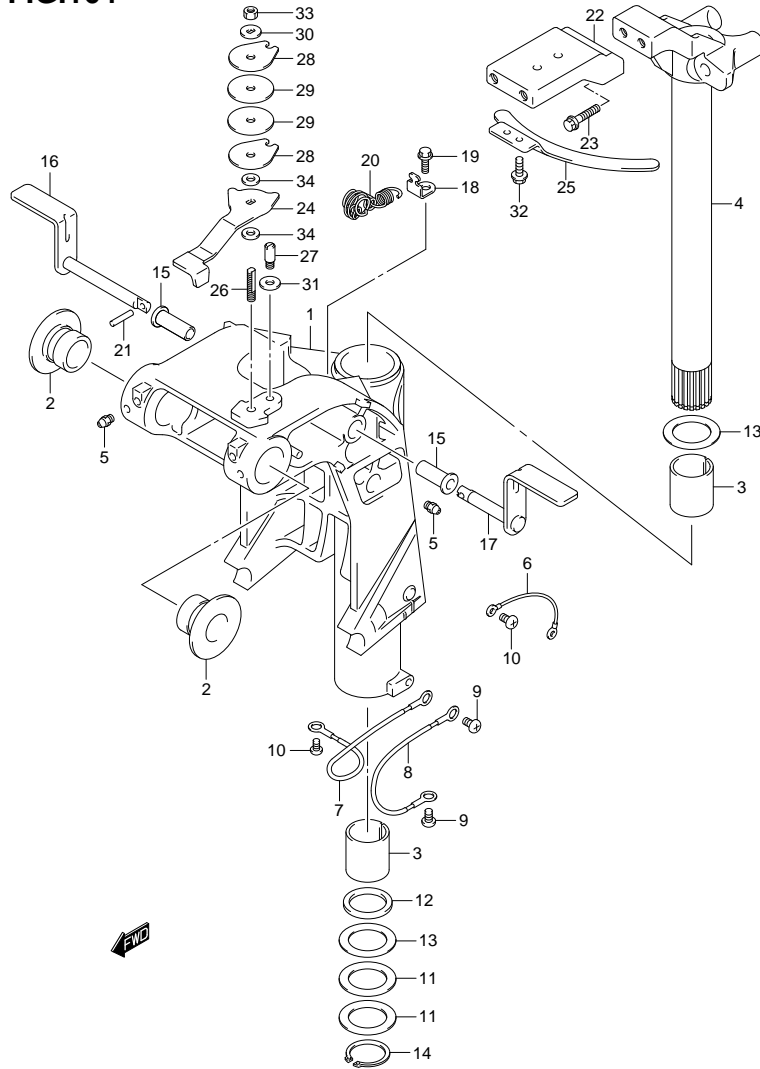


FIG.164 (2-C-13) SWIVEL BRACKET (DF60AQH E40)

REF NO.	PART NO.	DESCRIPTION	Q'TY	REMARKS
1-1	43111-88L20-0EP	BRACKET, SWIVEL (L) (BLACK)	1	W/TRANSOM(L)
1-2	43111-88L20-0EP	BRACKET, SWIVEL (L) (BLACK)	1	W/TRANSOM(X)
2	43211-87J00	BUSH, SWIVEL BRACKET	2	
3	43711-89J10	BUSH, STEERING	2	
4-1	43750-88L20-0EP	BRACKET, STEERING (L) (BLACK)	1	W/TRANSOM(L)
4-2	43750-88L20-0EP	BRACKET, STEERING (L) (BLACK)	1	W/TRANSOM(X)
5	22511-99011	NIPPLE, GREASE	3	
6	36894-95201	LEAD (CLAMP TO SWIVEL)	1	
7	36895-87D01	LEAD (SWIVEL TO MOUNT BRKT)	1	
8	36895-87D01	LEAD (SWIVEL TO HOUSING)	1	
9	09125-06063	SCREW (6X10)	2	
10	29125-93J10	SCREW, LEAD (5X8)	3	
11	09160-39003	WASHER (39.5X58X0.3)	2	
12	09282-39001	OIL SEAL (39X51X5)	1	
13	09160-39002	WASHER (39.5X58X1)	2	
14	09380-38003	CIRCLIP	1	
15	41226-97E00	BUSH, TILT LOCK LEVER	2	
16	41270-89J10	LEVER, TILT LOCK STBD	1	
17	41280-89J04	LEVER, TILT LOCK PORT	1	
18	45731-96312	BRACKET, SPRING	1	
19	09116-06094	BOLT (6X15)	1	
20	41230-97E10	SPRING, TILT LOCK	1	
21	09205-03012	SPRING	1	
22	43755-87L12-0EP	EXTENSION, STRG BRKT (BLACK)	1	
23	09116-10150	BOLT (10X55)	2	
24	43411-88L00	ADJUSTER, STEERING	1	
25	43415-88L00	PLATE, STEERING ADJUSTER	1	
26	43512-88L00	SHAFT, STRG ADJ THREAD	1	
27	43513-88L00	BOLT, STEERING ADJUSTER	1	
28	43514-88L00	PLATE, STRG ADJ FRICTION	2	
29	43515-88L00	WASHER, STRG ADJ FRICTION	2	
		PLATE		
30	43516-88L00	WASHER, STRG ADJ FRICTION	1	
31	43517-88L00	SPACER, STEERING ADJUSTER	1	

FIG.164

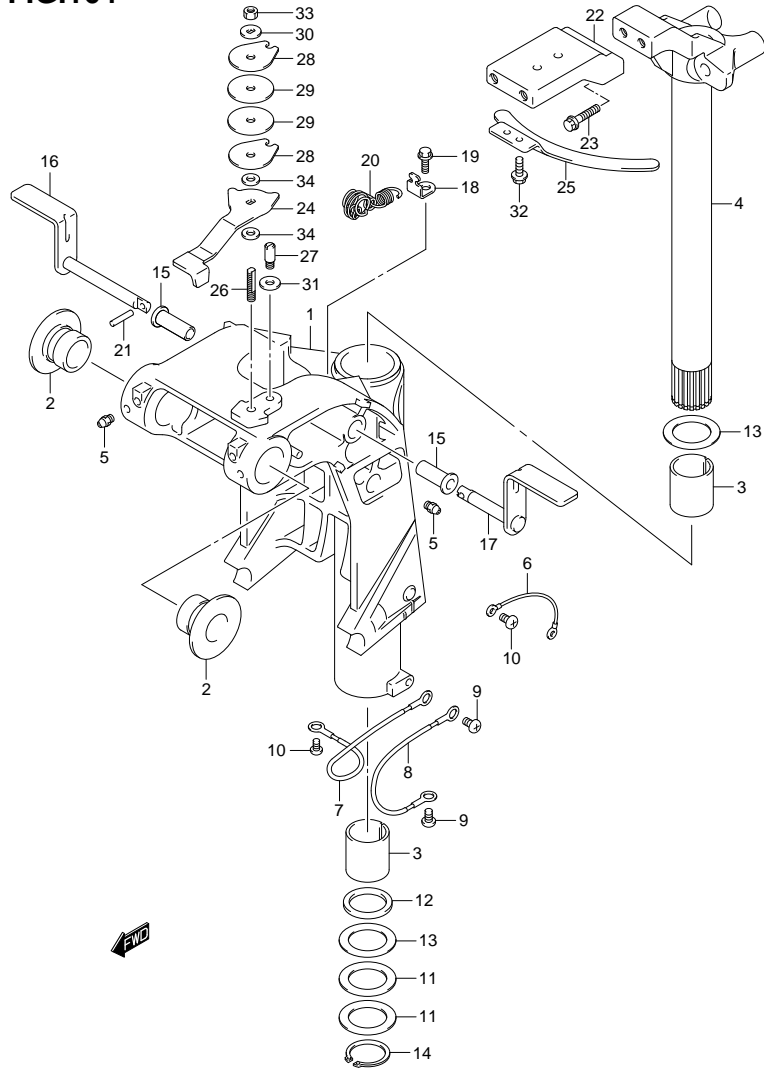
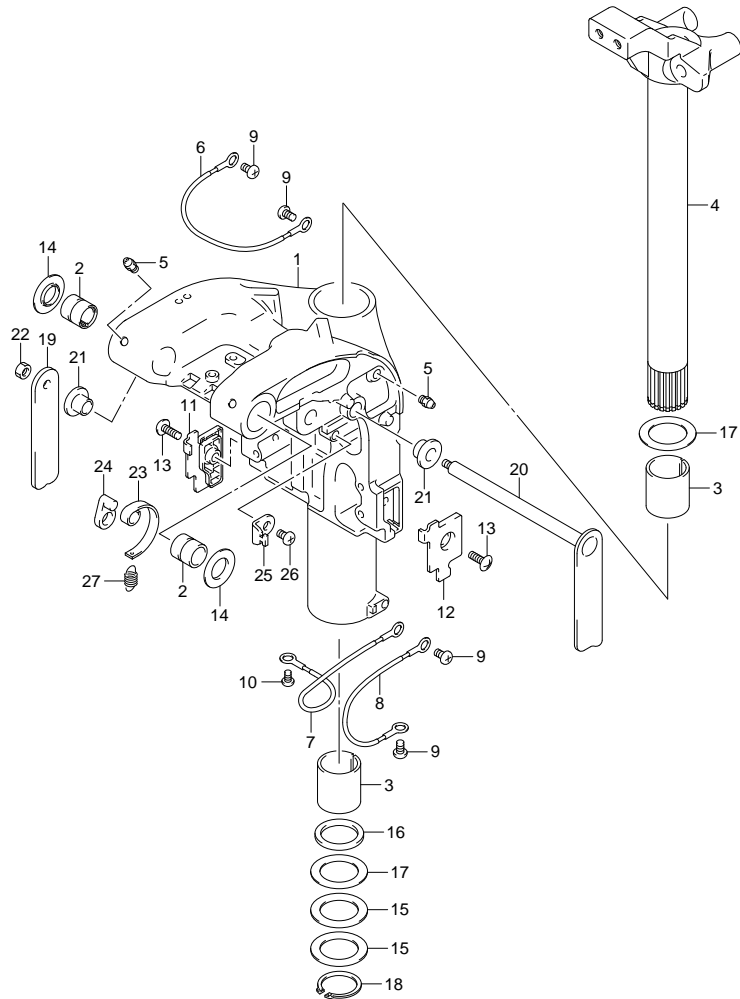


FIG.164 (2-C-14) SWIVEL BRACKET (DF60AQH E40)

REF NO.	PART NO.	DESCRIPTION	QTY	REMARKS
32	09116-06094	BOLT (6X15)	2	
33	09159-08059	NUT	1	
34	09161-08011	WASHER (8.2X18X1.2)	2	

FIG.165

FIG.165 (2-C-15) SWIVEL BRACKET (DF60ATH E1)



REF NO.	PART NO.	DESCRIPTION	Q'TY	REMARKS
1-1	43111-88L40-0EP	BRACKET, SWIVEL (L) (BLACK)	1	W/TRANSOM(L)
1-2	43111-88L40-0EP	BRACKET, SWIVEL (L) (BLACK)	1	W/TRANSOM(X)
2	43211-88L00	BUSH, SWIVEL BRACKET	2	
3	43711-97E00	BUSH, STEERING	2	
4-1	43750-88L20-0EP	BRACKET, STEERING (L) (BLACK)	1	W/TRANSOM(L)
4-2	43750-88L20-0EP	BRACKET, STEERING (L) (BLACK)	1	W/TRANSOM(X)
5	22511-99011	NIPPLE, GREASE	4	
6	36894-87D00	LEAD (CLAMP TO SWIVEL)	1	
7	36895-87D01	LEAD (SWIVEL TO MOUNT BRKT)	1	
8	36895-87D01	LEAD (SWIVEL TO HOUSING)	1	
9	09125-06063	SCREW (6X10)	4	
10	09125-05050	SCREW (5X8)	1	
11	43119-88L00	PLATE, SWIVEL BRKT LWR STBD	1	
12	43119-88L10	PLATE, SWIVEL BRKT LWR PORT	1	
13	09125-06067	SCREW (6X16)	2	
14	43114-88L00	WASHER, SWIVEL TO CLAMP BRKT	2	
15	09160-39003	WASHER (39.5X58X0.3)	2	
16	09282-39001	OIL SEAL (39X51X5)	1	
17	09160-39002	WASHER (39.5X58X1)	2	
18	09380-38003	CIRCLIP	1	
19	41221-88L00	LEVER, TILT LOCK STBD	1	
20	41280-88L10	LEVER, TILT LOCK PORT	1	
21	41224-88L00	BUSH, TILT LOCK LEVER	2	
22	29141-93J00	NUT, TILT LOCK LEVER STBD	1	
23	41231-88L00	LINK, TILT LOCK LEVER	1	
24	41234-88L00	ARM, TILT LOCK LINK	1	
25	45731-96312	BRACKET, SPRING	1	
26	09125-06063	SCREW (6X10)	1	
27	09443-10043	SPRING	1	



FIG.166

FIG.166 (2-D-2) SWIVEL BRACKET (DF60ATH E40)

REF. NO.	PART NO.	DESCRIPTION	Q'TY	REMARKS
1-1	43111-88L40-0EP	BRACKET, SWIVEL (L) (BLACK)	1	W/TRANSOM(L)
1-2	43111-88L40-0EP	BRACKET, SWIVEL (L) (BLACK)	1	W/TRANSOM(X)
2	43211-88L00	BUSH, SWIVEL BRACKET	2	
3	43711-97E00	BUSH, STEERING	2	
4-1	43750-88L20-0EP	BRACKET, STEERING (L) (BLACK)	1	W/TRANSOM(L)
4-2	43750-88L20-0EP	BRACKET, STEERING (L) (BLACK)	1	W/TRANSOM(X)
5	22511-99011	NIPPLE, GREASE	4	
6	36894-87D00	LEAD (CLAMP TO SWIVEL)	1	
7	36895-87D01	LEAD (SWIVEL TO MOUNT BRKT)	1	
8	36895-87D01	LEAD (SWIVEL TO HOUSING)	1	
9	09125-06063	SCREW (6X10)	4	
10	09125-05050	SCREW (5X8)	1	
11	43119-88L00	PLATE, SWIVEL BRKT LWR STBD	1	
12	43119-88L10	PLATE, SWIVEL BRKT LWR PORT	1	
13	09125-06067	SCREW (6X16)	2	
14	43114-88L00	WASHER, SWIVEL TO CLAMP BRKT	2	
15	09160-39003	WASHER (39.5X58X0.3)	2	
16	09282-39001	OIL SEAL (39X51X5)	1	
17	09160-39002	WASHER (39.5X58X1)	2	
18	09380-38003	CIRCLIP	1	
19	41221-88L00	LEVER, TILT LOCK STBD	1	
20	41280-88L10	LEVER, TILT LOCK PORT	1	
21	41224-88L00	BUSH, TILT LOCK LEVER	2	
22	29141-93J00	NUT, TILT LOCK LEVER STBD	1	
23	41231-88L00	LINK, TILT LOCK LEVER	1	
24	41234-88L00	ARM, TILT LOCK LINK	1	
25	45731-96312	BRACKET, SPRING	1	
26	09125-06063	SCREW (6X10)	1	
27	09443-10043	SPRING	1	

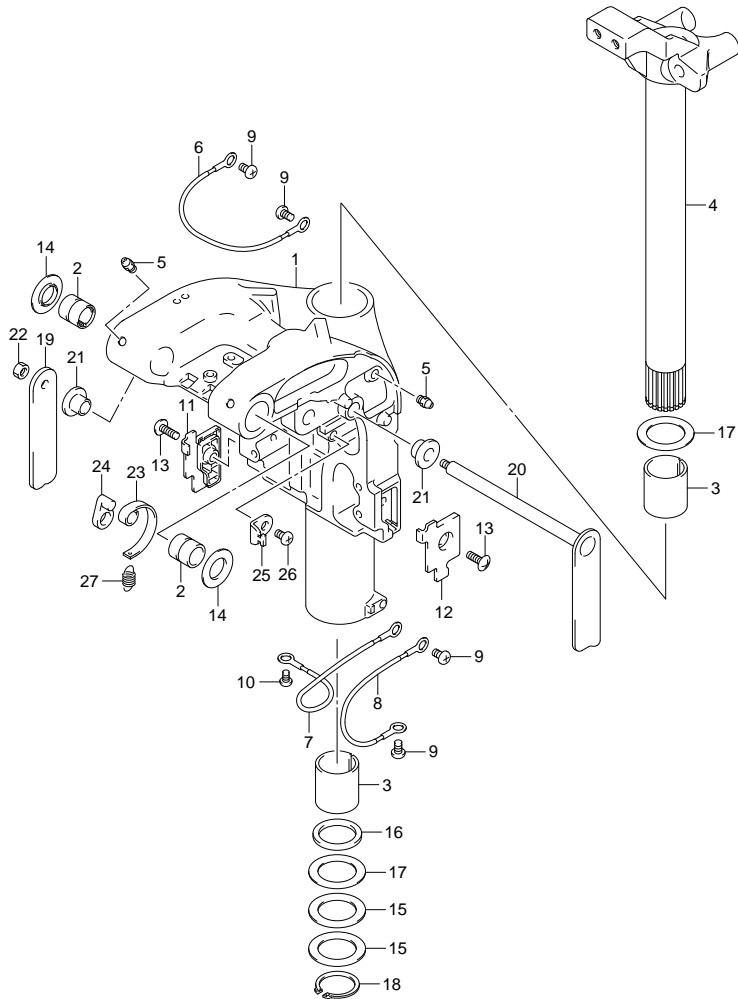


FIG.167

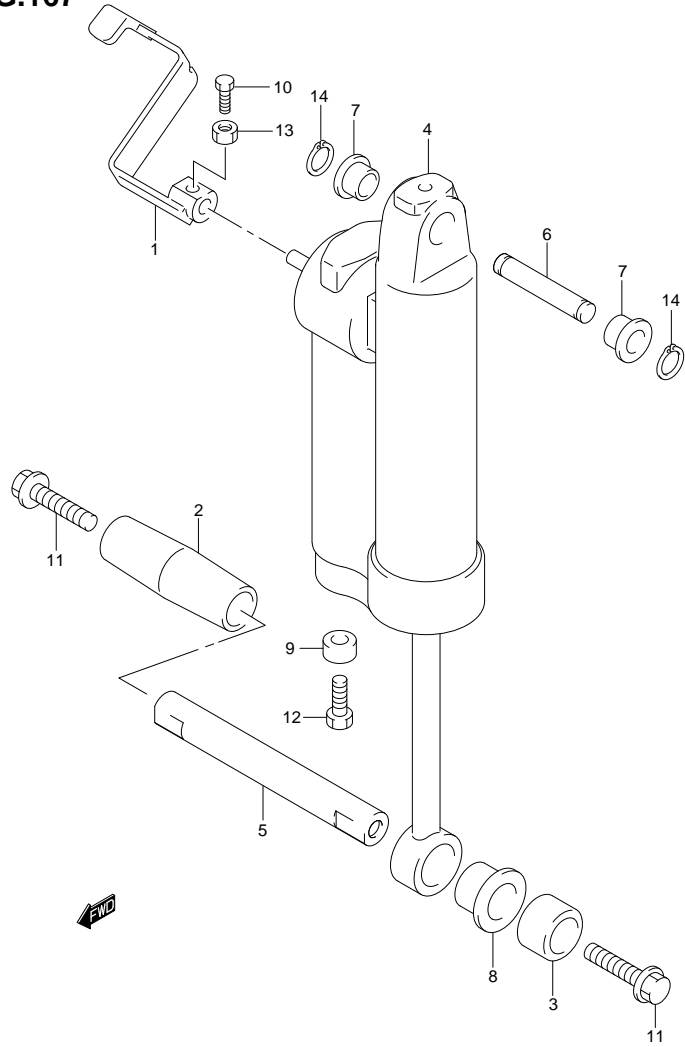


FIG.167 (2-D-3) GAS CYLINDER (DF40AQH E1)

REF. NO.	PART NO.	DESCRIPTION	Q' TY	REMARKS
1	45260-89J00	LEVER, RELEASE	1	
2	47225-89J00	COLLAR, TILT CYL LOWER STBD	1	
3	47226-89J00	COLLAR, TILT CYL LOWER PORT	1	
4	47400-87J32	CYLINDER ASSY, GAS	1	
5	48121-89J10	SHAFT, TILT CYLINDER LOWER	1	
6	48321-89J11	SHAFT, TILT CYLINDER UPPER	1	
7	48325-89J00	BUSH, TILT CYLINDER UPPER	2	
8	48326-89J00	BUSH, TILT CYLINDER LOWER	1	
9	55321-87J00	ANODE, PROTECTION	1	
10	09100-06113	BOLT (6X16)	1	
11	09116-10131	BOLT (10X35)	2	
12	09103-06281	BOLT (6X14)	1	
13	09140-06020	NUT	1	
14	09380-12002	SNAP RING	2	

FIG.168

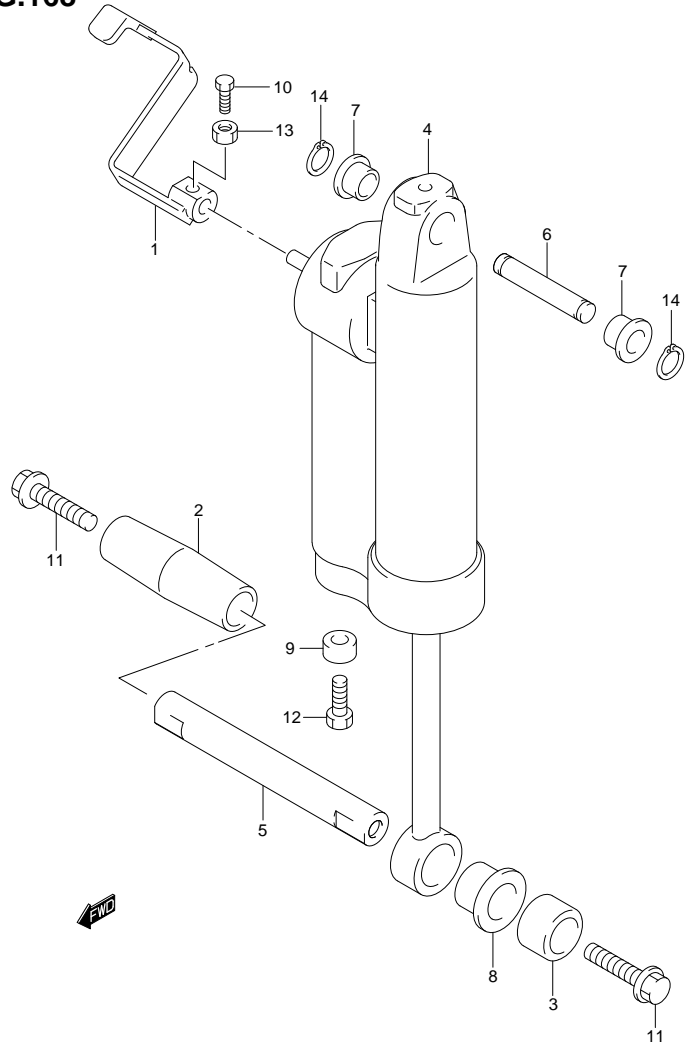


FIG.168 (2-D-4) GAS CYLINDER (DF60AQH E1)

REF NO.	PART NO.	DESCRIPTION	Q' TY	REMARKS
1	45260-89J00	LEVER, RELEASE	1	
2	47225-89J00	COLLAR, TILT CYL LOWER STBD	1	
3	47226-89J00	COLLAR, TILT CYL LOWER PORT	1	
4	47400-87J32	CYLINDER ASSY, GAS	1	
5	48121-89J10	SHAFT, TILT CYLINDER LOWER	1	
6	48321-89J11	SHAFT, TILT CYLINDER UPPER	1	
7	48325-89J00	BUSH, TILT CYLINDER UPPER	2	
8	48326-89J00	BUSH, TILT CYLINDER LOWER	1	
9	55321-87J00	ANODE, PROTECTION	1	
10	09100-06113	BOLT (6X16)	1	
11	09116-10131	BOLT (10X35)	2	
12	09103-06281	BOLT (6X14)	1	
13	09140-06020	NUT	1	
14	09380-12002	SNAP RING	2	

FIG.169

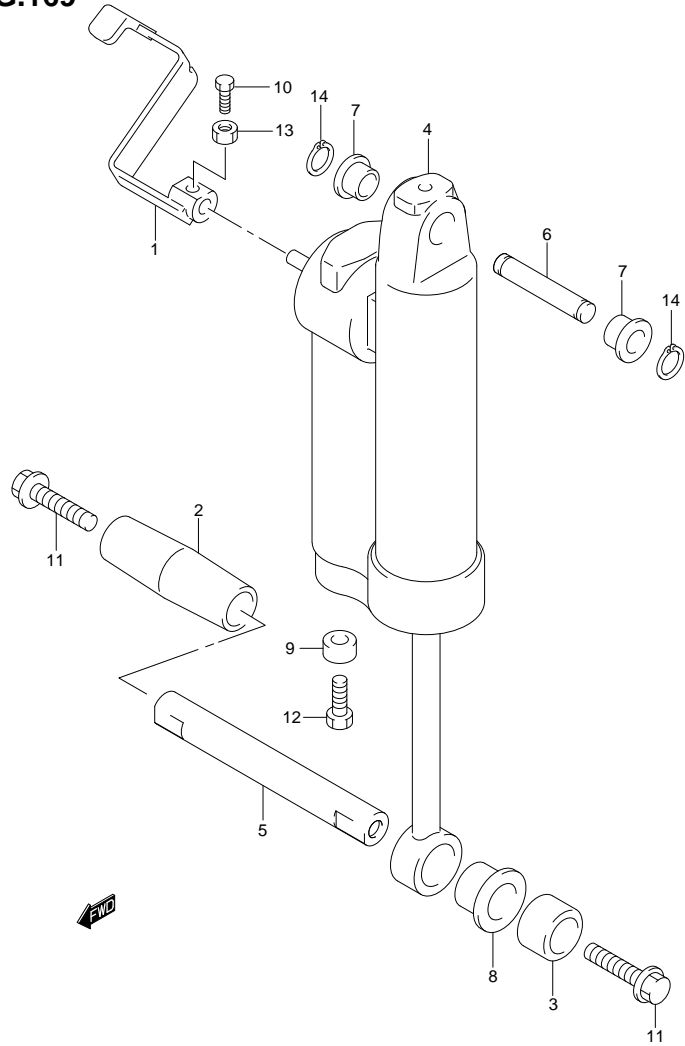


FIG.169 (2-D-5) GAS CYLINDER (DF60AQH E40)

REF NO.	PART NO.	DESCRIPTION	Q' TY	REMARKS
1	45260-89J00	LEVER, RELEASE	1	
2	47225-89J00	COLLAR, TILT CYL LOWER STBD	1	
3	47226-89J00	COLLAR, TILT CYL LOWER PORT	1	
4	47400-87J32	CYLINDER ASSY, GAS	1	
5	48121-89J10	SHAFT, TILT CYLINDER LOWER	1	
6	48321-89J11	SHAFT, TILT CYLINDER UPPER	1	
7	48325-89J00	BUSH, TILT CYLINDER UPPER	2	
8	48326-89J00	BUSH, TILT CYLINDER LOWER	1	
9	55321-87J00	ANODE, PROTECTION	1	
10	09100-06113	BOLT (6X16)	1	
11	09116-10131	BOLT (10X35)	2	
12	09103-06281	BOLT (6X14)	1	
13	09140-06020	NUT	1	
14	09380-12002	SNAP RING	2	

FIG.170

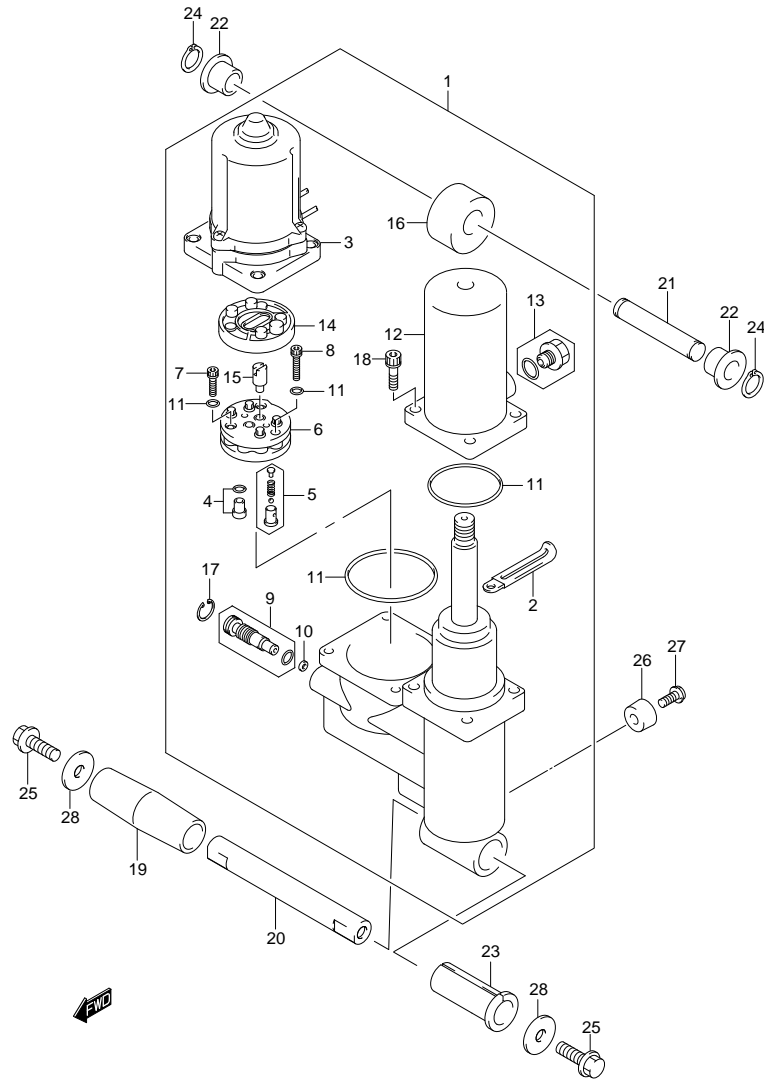


FIG.170 (2-D-6) TRIM CYLINDER (DF40A E1)

REF NO.	PART NO.	DESCRIPTION	Q'TY	REMARKS
1	48000-88L12	TRIM ASSY, POWER WITH TILT	1	
2	29404-93J10	·CLAMP	1	
3	38100-88L11	·MOTOR ASSY, PTT	1	
4	48320-87J10	·VALVE, UP PRESSURE	1	
5	48330-87J10	·VALVE, DOWN PRESSURE	1	
6	48510-97E00	·PUMP ASSY, GEAR	1	
7	48541-87J10	·BOLT	2	
8	48541-87J20	·BOLT	1	
9	48551-88L00	·VALVE, MANUAL	1	
10	48553-97E00	·SEAL WASHER	1	
11	48557-87J10	·O RING SET	1	
12	48571-88L00	·TANK, RESERVOIR	1	
13	48572-87J10	·PLUG	1	
14	48582-97E01	·FILTER	1	
15	48583-87J10	·JOINT, DRIVE	1	
16	48611-88L00	·JOINT, METAL	1	
17	48681-87J10	·CIRCLIP	1	
18	48862-87J10	·BOLT, TANK	4	
19	47225-87J00	COLLAR, TILT CYLINDER LOWER	1	
20	48121-89J10	SHAFT, TILT CYL LOWER	1	
21	48321-89J11	SHAFT, TILT CYL UPPER	1	
22	48325-89J00	BUSH, TILT CYL UPPER	2	
23	48326-87J00	BUSH, TILT CYL LOWER	1	
24	09380-12002	SNAP RING	2	
25	09116-10131	BOLT (10X35)	2	
26	55321-87J00	ANODE, PROTECTION	1	
27	09103-06281	BOLT (6X14)	1	
28	09160-10139	WASHER (10.5X35X3)	2	

FIG.171

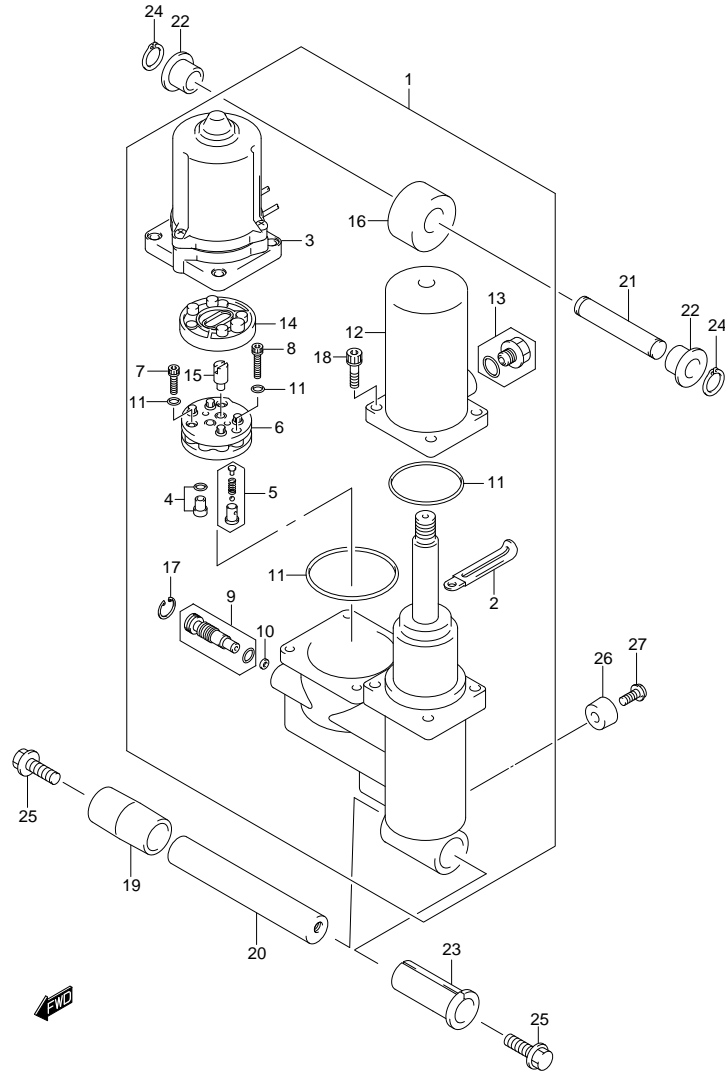


FIG.171 (2-D-7) TRIM CYLINDER (DF40AST E34)

REF NO.	PART NO.	DESCRIPTION	Q'TY	REMARKS
1	48000-88L01	TRIM ASSY, POWER WITH TILT	1	
2	29404-93J10	·CLAMP	1	
3	38100-88L11	·MOTOR ASSY, PTT	1	
4	48320-87J10	·VALVE, UP PRESSURE	1	
5	48330-87J10	·VALVE, DOWN PRESSURE	1	
6	48510-97E00	·PUMP ASSY, GEAR	1	
7	48541-87J10	·BOLT	2	
8	48541-87J20	·BOLT	1	
9	48551-88L00	·VALVE, MANUAL	1	
10	48553-97E00	·SEAL WASHER	1	
11	48557-87J10	·O RING SET	1	
12	48571-88L00	·TANK, RESERVOIR	1	
13	48572-87J10	·PLUG	1	
14	48582-97E01	·FILTER	1	
15	48583-87J10	·JOINT, DRIVE	1	
16	48611-88L00	·JOINT, METAL	1	
17	48681-87J10	·CIRCLIP	1	
18	48862-87J10	·BOLT, TANK	4	
19	47225-88L00	COLLAR, TILT CYLINDER LOWER	1	
20	48121-88L00	SHAFT, TILT CYL LOWER	1	
21	48321-89J11	SHAFT, TILT CYL UPPER	1	
22	48325-89J00	BUSH, TILT CYL UPPER	2	
23	48326-87J00	BUSH, TILT CYL LOWER	1	
24	09380-12002	SNAP RING	2	
25	09116-10131	BOLT (10X35)	2	
26	55321-87J00	ANODE, PROTECTION	1	
27	09103-06281	BOLT (6X14)	1	

FIG.172

FIG.172 (2-D-8) TRIM CYLINDER (DF50A E1)

REF NO.	PART NO.	DESCRIPTION	Q'TY	REMARKS
1	48000-88L12	TRIM ASSY, POWER WITH TILT	1	
2	29404-93J10	·CLAMP	1	
3	38100-88L11	·MOTOR ASSY, PTT	1	
4	48320-87J10	·VALVE, UP PRESSURE	1	
5	48330-87J10	·VALVE, DOWN PRESSURE	1	
6	48510-97E00	·PUMP ASSY, GEAR	1	
7	48541-87J10	·BOLT	2	
8	48541-87J20	·BOLT	1	
9	48551-88L00	·VALVE, MANUAL	1	
10	48553-97E00	·SEAL WASHER	1	
11	48557-87J10	·O RING SET	1	
12	48571-88L00	·TANK, RESERVOIR	1	
13	48572-87J10	·PLUG	1	
14	48582-97E01	·FILTER	1	
15	48583-87J10	·JOINT, DRIVE	1	
16	48611-88L00	·JOINT, METAL	1	
17	48681-87J10	·CIRCLIP	1	
18	48862-87J10	·BOLT, TANK	4	
19	47225-87J00	COLLAR, TILT CYLINDER LOWER	1	
20	48121-89J10	SHAFT, TILT CYL LOWER	1	
21	48321-89J11	SHAFT, TILT CYL UPPER	1	
22	48325-89J00	BUSH, TILT CYL UPPER	2	
23	48326-87J00	BUSH, TILT CYL LOWER	1	
24	09380-12002	SNAP RING	2	
25	09116-10131	BOLT (10X35)	2	
26	55321-87J00	ANODE, PROTECTION	1	
27	09103-06281	BOLT (6X14)	1	
28	09160-10139	WASHER (10.5X35X3)	2	

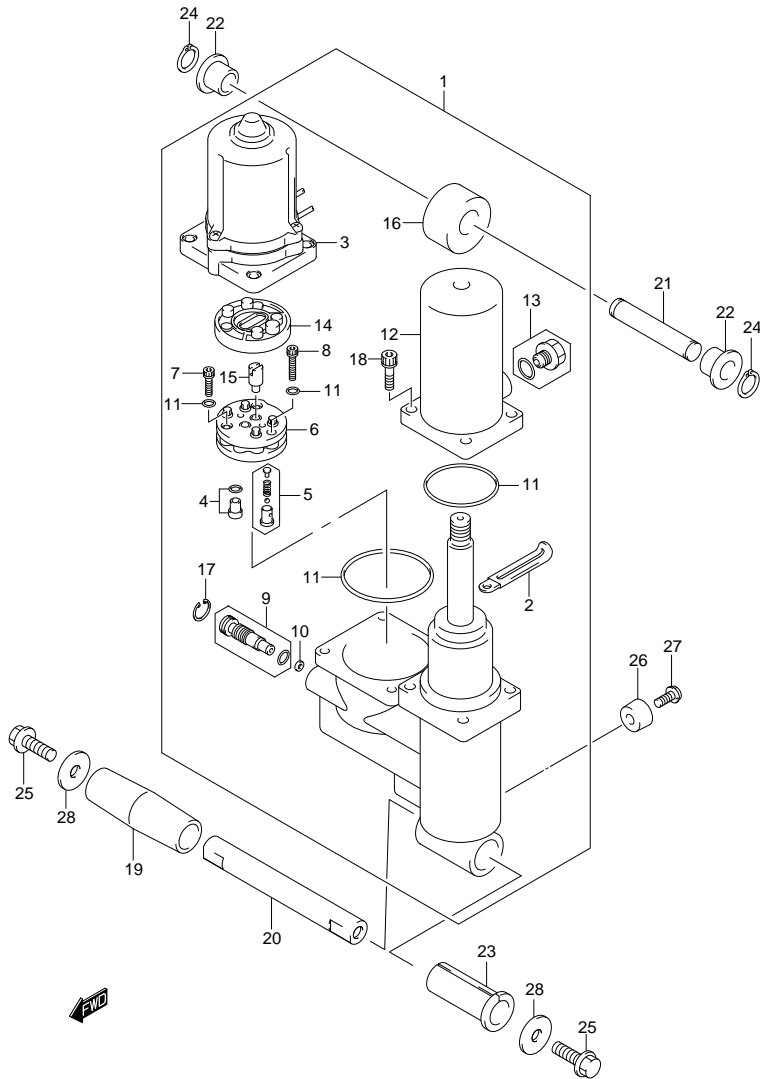


FIG.173

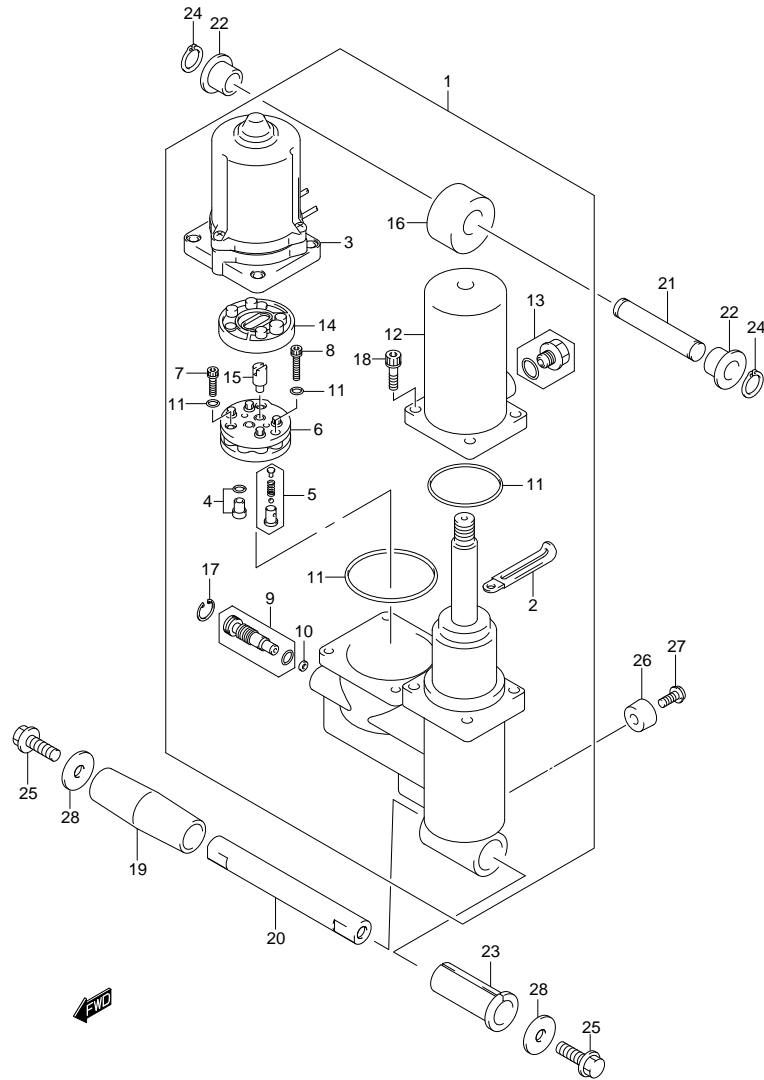


FIG.173 (2-D-9) TRIM CYLINDER (DF50ATH E1)

REF NO.	PART NO.	DESCRIPTION	Q'TY	REMARKS
1	48000-88L12	TRIM ASSY, POWER WITH TILT	1	
2	29404-93J10	·CLAMP	1	
3	38100-88L11	·MOTOR ASSY, PTT	1	
4	48320-87J10	·VALVE, UP PRESSURE	1	
5	48330-87J10	·VALVE, DOWN PRESSURE	1	
6	48510-97E00	·PUMP ASSY, GEAR	1	
7	48541-87J10	·BOLT	2	
8	48541-87J20	·BOLT	1	
9	48551-88L00	·VALVE, MANUAL	1	
10	48553-97E00	·SEAL WASHER	1	
11	48557-87J10	·O RING SET	1	
12	48571-88L00	·TANK, RESERVOIR	1	
13	48572-87J10	·PLUG	1	
14	48582-97E01	·FILTER	1	
15	48583-87J10	·JOINT, DRIVE	1	
16	48611-88L00	·JOINT, METAL	1	
17	48681-87J10	·CIRCLIP	1	
18	48862-87J10	·BOLT, TANK	4	
19	47225-87J00	COLLAR, TILT CYLINDER LOWER	1	
20	48121-89J10	SHAFT, TILT CYL LOWER	1	
21	48321-89J11	SHAFT, TILT CYL UPPER	1	
22	48325-89J00	BUSH, TILT CYL UPPER	2	
23	48326-87J00	BUSH, TILT CYL LOWER	1	
24	09380-12002	SNAP RING	2	
25	09116-10131	BOLT (10X35)	2	
26	55321-87J00	ANODE, PROTECTION	1	
27	09103-06281	BOLT (6X14)	1	
28	09160-10139	WASHER (10.5X35X3)	2	

FIG.174

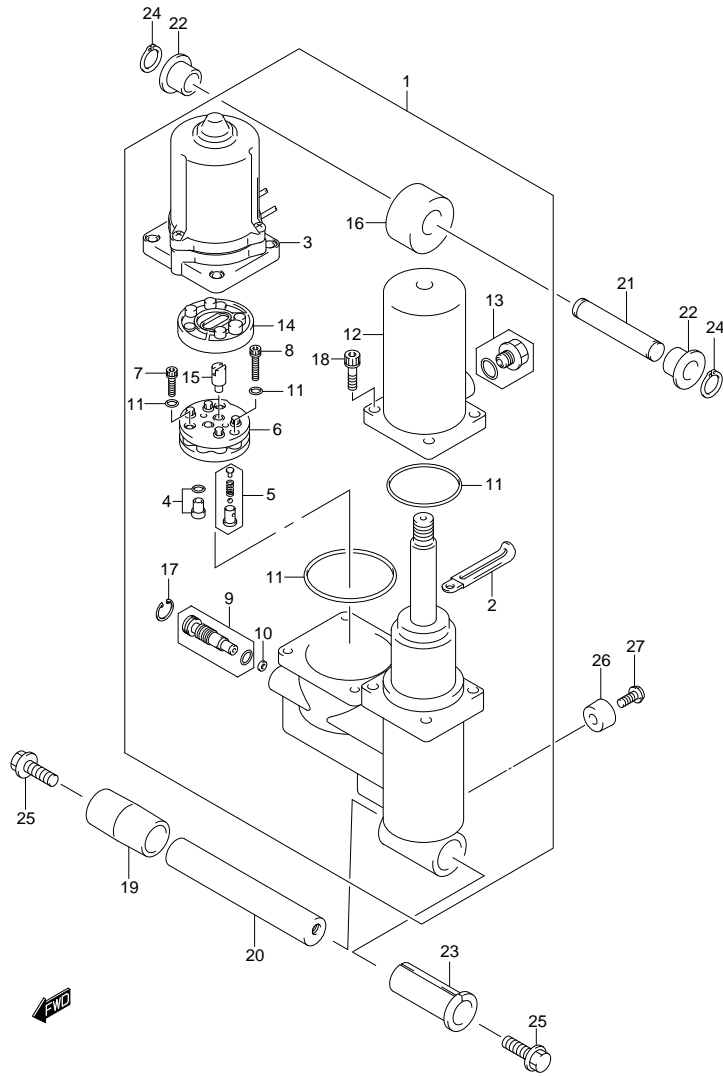


FIG.174 (2-D-10) TRIM CYLINDER (DF60A E1)

REF NO.	PART NO.	DESCRIPTION	Q'TY	REMARKS
1	48000-88L01	TRIM ASSY, POWER WITH TILT	1	
2	29404-93J10	·CLAMP	1	
3	38100-88L11	·MOTOR ASSY, PTT	1	
4	48320-87J10	·VALVE, UP PRESSURE	1	
5	48330-87J10	·VALVE, DOWN PRESSURE	1	
6	48510-97E00	·PUMP ASSY, GEAR	1	
7	48541-87J10	·BOLT	2	
8	48541-87J20	·BOLT	1	
9	48551-88L00	·VALVE, MANUAL	1	
10	48553-97E00	·SEAL WASHER	1	
11	48557-87J10	·O RING SET	1	
12	48571-88L00	·TANK, RESERVOIR	1	
13	48572-87J10	·PLUG	1	
14	48582-97E01	·FILTER	1	
15	48583-87J10	·JOINT, DRIVE	1	
16	48611-88L00	·JOINT, METAL	1	
17	48681-87J10	·CIRCLIP	1	
18	48862-87J10	·BOLT, TANK	4	
19	47225-88L00	COLLAR, TILT CYLINDER LOWER	1	
20	48121-88L00	SHAFT, TILT CYL LOWER	1	
21	48321-89J11	SHAFT, TILT CYL UPPER	1	
22	48325-89J00	BUSH, TILT CYL UPPER	2	
23	48326-87J00	BUSH, TILT CYL LOWER	1	
24	09380-12002	SNAP RING	2	
25	09116-10131	BOLT (10X35)	2	
26	55321-87J00	ANODE, PROTECTION	1	
27	09103-06281	BOLT (6X14)	1	

FIG.175

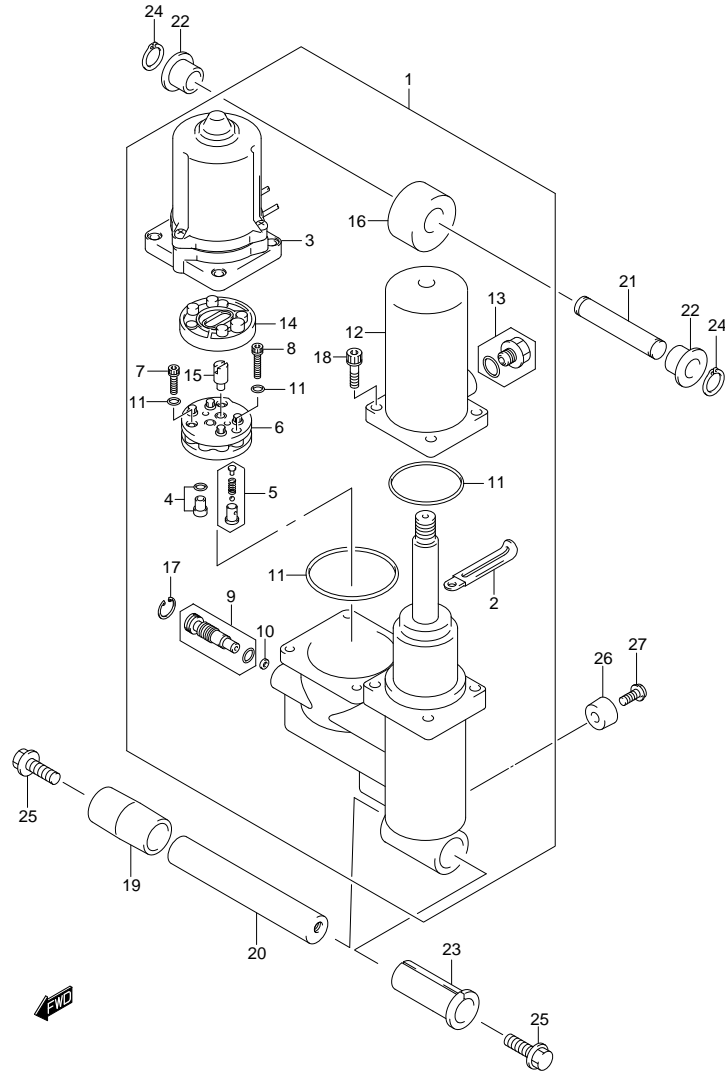


FIG.175 (2-D-11) TRIM CYLINDER (DF60A E40)

REF NO.	PART NO.	DESCRIPTION	Q'TY	REMARKS
1	48000-88L01	TRIM ASSY, POWER WITH TILT	1	
2	29404-93J10	·CLAMP	1	
3	38100-88L11	·MOTOR ASSY, PTT	1	
4	48320-87J10	·VALVE, UP PRESSURE	1	
5	48330-87J10	·VALVE, DOWN PRESSURE	1	
6	48510-97E00	·PUMP ASSY, GEAR	1	
7	48541-87J10	·BOLT	2	
8	48541-87J20	·BOLT	1	
9	48551-88L00	·VALVE, MANUAL	1	
10	48553-97E00	·SEAL WASHER	1	
11	48557-87J10	·O RING SET	1	
12	48571-88L00	·TANK, RESERVOIR	1	
13	48572-87J10	·PLUG	1	
14	48582-97E01	·FILTER	1	
15	48583-87J10	·JOINT, DRIVE	1	
16	48611-88L00	·JOINT, METAL	1	
17	48681-87J10	·CIRCLIP	1	
18	48862-87J10	·BOLT, TANK	4	
19	47225-88L00	COLLAR, TILT CYLINDER LOWER	1	
20	48121-88L00	SHAFT, TILT CYL LOWER	1	
21	48321-89J11	SHAFT, TILT CYL UPPER	1	
22	48325-89J00	BUSH, TILT CYL UPPER	2	
23	48326-87J00	BUSH, TILT CYL LOWER	1	
24	09380-12002	SNAP RING	2	
25	09116-10131	BOLT (10X35)	2	
26	55321-87J00	ANODE, PROTECTION	1	
27	09103-06281	BOLT (6X14)	1	

FIG.176

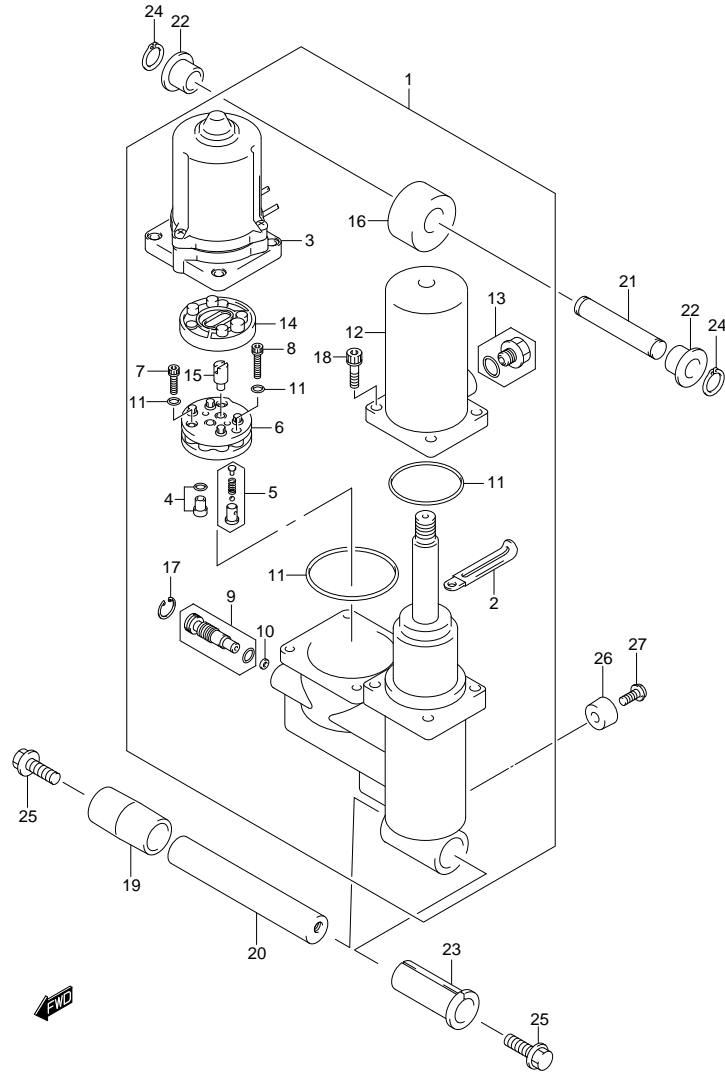


FIG.176 (2-D-12) TRIM CYLINDER (DF60ATH E1)

REF NO.	PART NO.	DESCRIPTION	Q'TY	REMARKS
1	48000-88L01	TRIM ASSY, POWER WITH TILT	1	
2	29404-93J10	·CLAMP	1	
3	38100-88L11	·MOTOR ASSY, PTT	1	
4	48320-87J10	·VALVE, UP PRESSURE	1	
5	48330-87J10	·VALVE, DOWN PRESSURE	1	
6	48510-97E00	·PUMP ASSY, GEAR	1	
7	48541-87J10	·BOLT	2	
8	48541-87J20	·BOLT	1	
9	48551-88L00	·VALVE, MANUAL	1	
10	48553-97E00	·SEAL WASHER	1	
11	48557-87J10	·O RING SET	1	
12	48571-88L00	·TANK, RESERVOIR	1	
13	48572-87J10	·PLUG	1	
14	48582-97E01	·FILTER	1	
15	48583-87J10	·JOINT, DRIVE	1	
16	48611-88L00	·JOINT, METAL	1	
17	48681-87J10	·CIRCLIP	1	
18	48862-87J10	·BOLT, TANK	4	
19	47225-88L00	COLLAR, TILT CYLINDER LOWER	1	
20	48121-88L00	SHAFT, TILT CYL LOWER	1	
21	48321-89J11	SHAFT, TILT CYL UPPER	1	
22	48325-89J00	BUSH, TILT CYL UPPER	2	
23	48326-87J00	BUSH, TILT CYL LOWER	1	
24	09380-12002	SNAP RING	2	
25	09116-10131	BOLT (10X35)	2	
26	55321-87J00	ANODE, PROTECTION	1	
27	09103-06281	BOLT (6X14)	1	

FIG.177

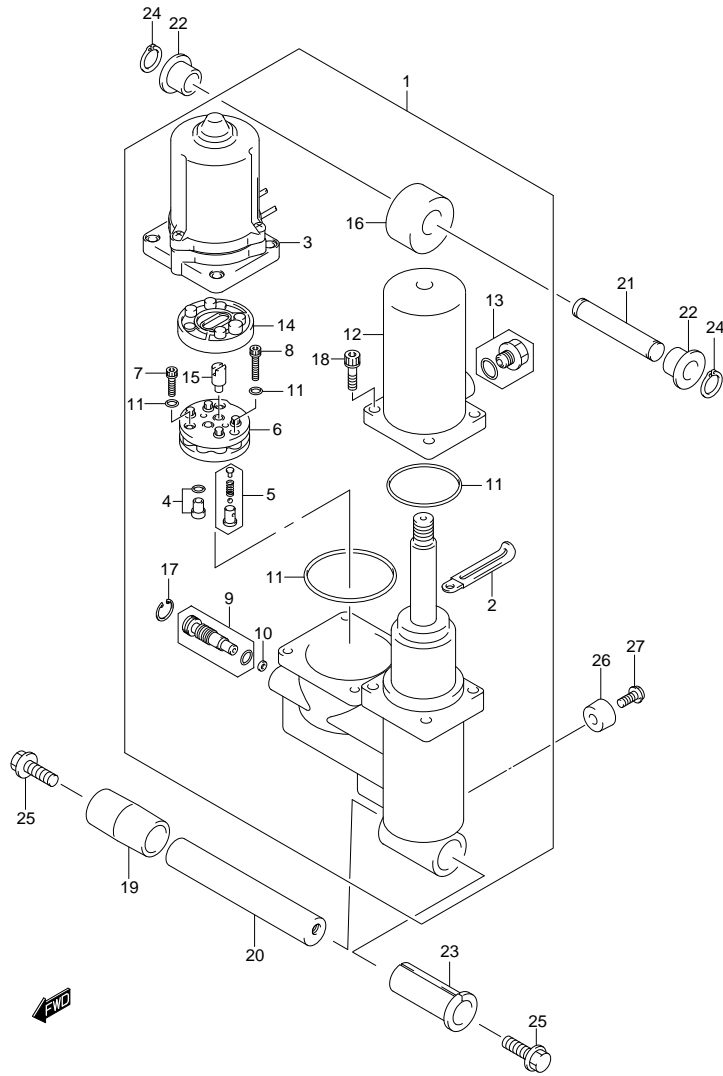


FIG.177 (2-D-13) TRIM CYLINDER (DF60ATH E40)

REF NO.	PART NO.	DESCRIPTION	Q'TY	REMARKS
1	48000-88L01	TRIM ASSY, POWER WITH TILT	1	
2	29404-93J10	·CLAMP	1	
3	38100-88L11	·MOTOR ASSY, PTT	1	
4	48320-87J10	·VALVE, UP PRESSURE	1	
5	48330-87J10	·VALVE, DOWN PRESSURE	1	
6	48510-97E00	·PUMP ASSY, GEAR	1	
7	48541-87J10	·BOLT	2	
8	48541-87J20	·BOLT	1	
9	48551-88L00	·VALVE, MANUAL	1	
10	48553-97E00	·SEAL WASHER	1	
11	48557-87J10	·O RING SET	1	
12	48571-88L00	·TANK, RESERVOIR	1	
13	48572-87J10	·PLUG	1	
14	48582-97E01	·FILTER	1	
15	48583-87J10	·JOINT, DRIVE	1	
16	48611-88L00	·JOINT, METAL	1	
17	48681-87J10	·CIRCLIP	1	
18	48862-87J10	·BOLT, TANK	4	
19	47225-88L00	COLLAR, TILT CYLINDER LOWER	1	
20	48121-88L00	SHAFT, TILT CYL LOWER	1	
21	48321-89J11	SHAFT, TILT CYL UPPER	1	
22	48325-89J00	BUSH, TILT CYL UPPER	2	
23	48326-87J00	BUSH, TILT CYL LOWER	1	
24	09380-12002	SNAP RING	2	
25	09116-10131	BOLT (10X35)	2	
26	55321-87J00	ANODE, PROTECTION	1	
27	09103-06281	BOLT (6X14)	1	

FIG.178

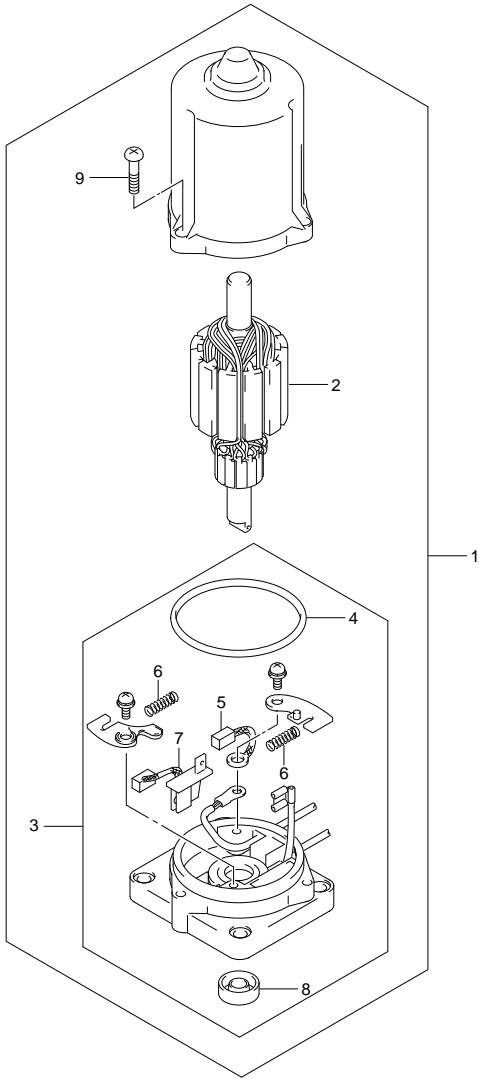


FIG.178 (2-D-14) PTT MOTOR (DF40A E1)

REF NO.	PART NO.	DESCRIPTION	Q'TY	REMARKS
1	38100-88L11	MOTOR ASSY, PTT	1	
2	31311-87J10	·ARMATURE	1	
3	31173-88L11	·HOLDER ASSY, BRUSH	1	
4	31123-97E10	··O RING	1	
5	31133-94900	··BRUSH	1	
6	31135-94900	··SPRING	2	
7	31136-87J10	··BREAKER ASSY	1	
8	33799-97E00	··SEAL, OIL	1	
9	31111-87J10	·SCREW	3	

FIG.179

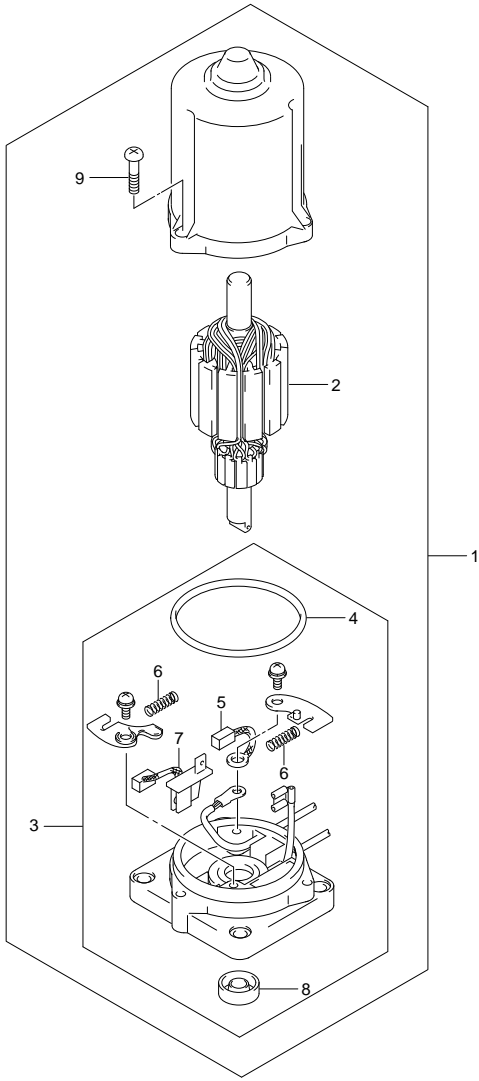


FIG.179 (2-D-15) PTT MOTOR (DF40AST E34)

REF NO.	PART NO.	DESCRIPTION	Q'TY	REMARKS
1	38100-88L11	MOTOR ASSY, PTT	1	
2	31311-87J10	·ARMATURE	1	
3	31173-88L11	·HOLDER ASSY, BRUSH	1	
4	31123-97E10	··O RING	1	
5	31133-94900	··BRUSH	1	
6	31135-94900	··SPRING	2	
7	31136-87J10	··BREAKER ASSY	1	
8	33799-97E00	··SEAL, OIL	1	
9	31111-87J10	·SCREW	3	

FIG.180

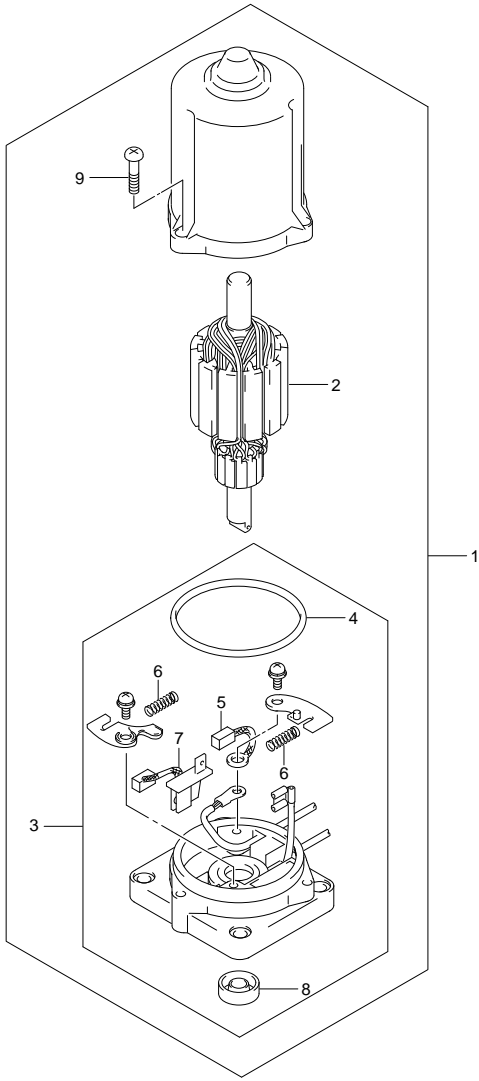


FIG.180 (2-E-2) PTT MOTOR (DF50A E1)

REF NO.	PART NO.	DESCRIPTION	Q'TY	REMARKS
1	38100-88L11	MOTOR ASSY, PTT	1	
2	31311-87J10	·ARMATURE	1	
3	31173-88L11	·HOLDER ASSY, BRUSH	1	
4	31123-97E10	··O RING	1	
5	31133-94900	··BRUSH	1	
6	31135-94900	··SPRING	2	
7	31136-87J10	··BREAKER ASSY	1	
8	33799-97E00	··SEAL, OIL	1	
9	31111-87J10	·SCREW	3	

FIG.181

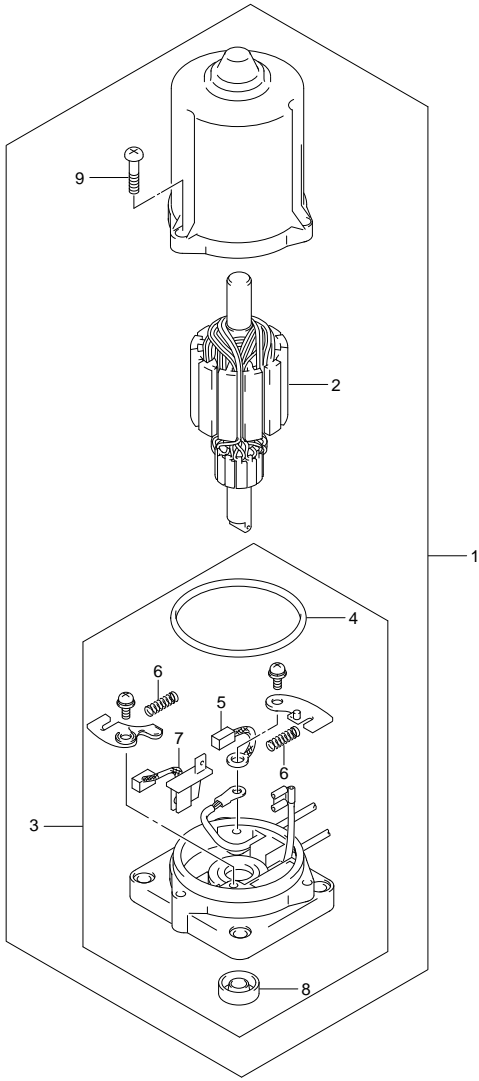


FIG.181 (2-E-3) PTT MOTOR (DF50ATH E1)

REF NO.	PART NO.	DESCRIPTION	Q'TY	REMARKS
1	38100-88L11	MOTOR ASSY, PTT	1	
2	31311-87J10	·ARMATURE	1	
3	31173-88L11	·HOLDER ASSY, BRUSH	1	
4	31123-97E10	··O RING	1	
5	31133-94900	··BRUSH	1	
6	31135-94900	··SPRING	2	
7	31136-87J10	··BREAKER ASSY	1	
8	33799-97E00	··SEAL, OIL	1	
9	31111-87J10	·SCREW	3	

FIG.182

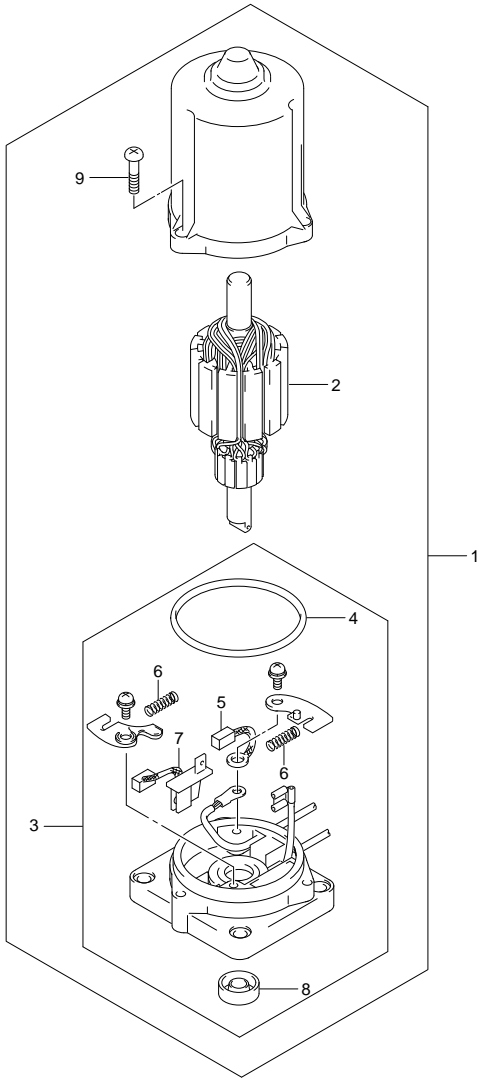


FIG.182 (2-E-4) PTT MOTOR (DF60A E1)

REF NO.	PART NO.	DESCRIPTION	Q'TY	REMARKS
1	38100-88L11	MOTOR ASSY, PTT	1	
2	31311-87J10	·ARMATURE	1	
3	31173-88L11	·HOLDER ASSY, BRUSH	1	
4	31123-97E10	··O RING	1	
5	31133-94900	··BRUSH	1	
6	31135-94900	··SPRING	2	
7	31136-87J10	··BREAKER ASSY	1	
8	33799-97E00	··SEAL, OIL	1	
9	31111-87J10	·SCREW	3	

FIG.183

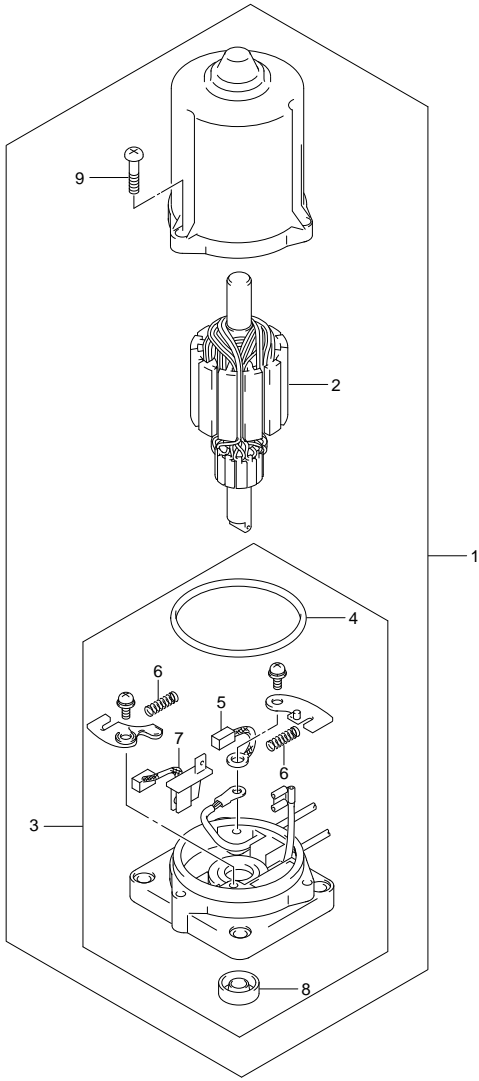


FIG.183 (2-E-5) PTT MOTOR (DF60A E40)

REF NO.	PART NO.	DESCRIPTION	Q'TY	REMARKS
1	38100-88L11	MOTOR ASSY, PTT	1	
2	31311-87J10	·ARMATURE	1	
3	31173-88L11	·HOLDER ASSY, BRUSH	1	
4	31123-97E10	··O RING	1	
5	31133-94900	··BRUSH	1	
6	31135-94900	··SPRING	2	
7	31136-87J10	··BREAKER ASSY	1	
8	33799-97E00	··SEAL, OIL	1	
9	31111-87J10	·SCREW	3	

FIG.184

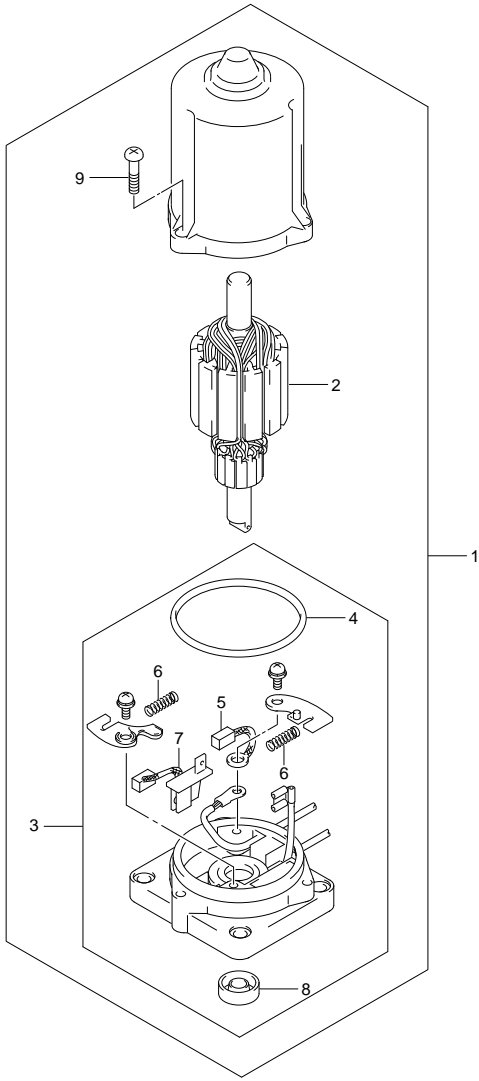


FIG.184 (2-E-6) PTT MOTOR (DF60ATH E1)

REF NO.	PART NO.	DESCRIPTION	Q'TY	REMARKS
1	38100-88L11	MOTOR ASSY, PTT	1	
2	31311-87J10	·ARMATURE	1	
3	31173-88L11	·HOLDER ASSY, BRUSH	1	
4	31123-97E10	··O RING	1	
5	31133-94900	··BRUSH	1	
6	31135-94900	··SPRING	2	
7	31136-87J10	··BREAKER ASSY	1	
8	33799-97E00	··SEAL, OIL	1	
9	31111-87J10	·SCREW	3	

FIG.185

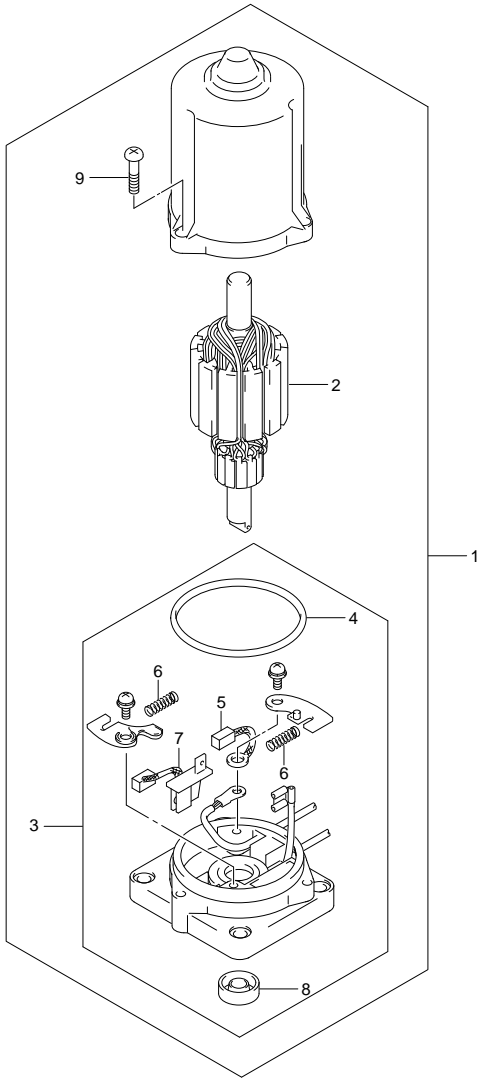


FIG.185 (2-E-7) PTT MOTOR (DF60ATH E40)

REF NO.	PART NO.	DESCRIPTION	Q'TY	REMARKS
1	38100-88L11	MOTOR ASSY, PTT	1	
2	31311-87J10	·ARMATURE	1	
3	31173-88L11	·HOLDER ASSY, BRUSH	1	
4	31123-97E10	··O RING	1	
5	31133-94900	··BRUSH	1	
6	31135-94900	··SPRING	2	
7	31136-87J10	··BREAKER ASSY	1	
8	33799-97E00	··SEAL, OIL	1	
9	31111-87J10	·SCREW	3	

FIG.186

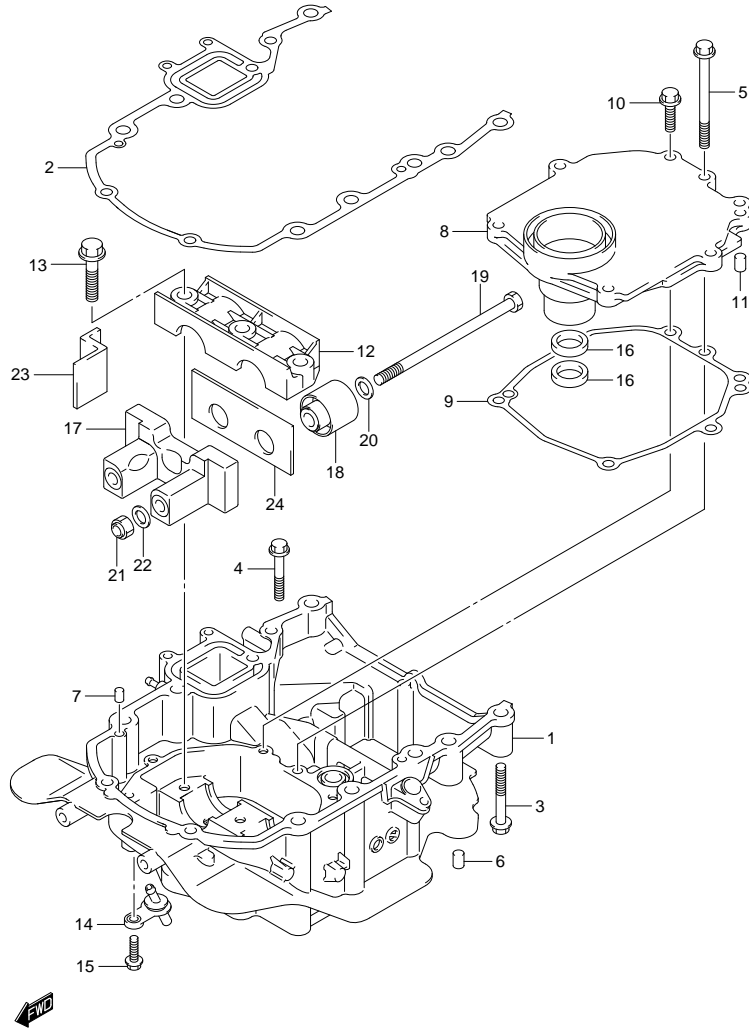


FIG.186 (2-E-8) ENGINE HOLDER (DF40A E1)

REF NO.	PART NO.	DESCRIPTION	Q'TY	REMARKS
1	51110-88L00-OEP	HOLDER, ENGINE (BLACK)	1	
2	51211-88L00	GASKET, ENGINE HOLDER	1	
3	09116-08117	BOLT (8X55)	8	
4	01550-0845A	BOLT	1	
5	01550-0885A	BOLT	1	
6	09202-08006	PIN	2	
7	09202-08006	PIN	2	
8	51122-88L00	COVER, MOUNT CASE	1	
9	51123-88L00	GASKET, MOUNT CASE COVER	1	
10	01550-0825A	BOLT	6	
11	09202-08006	PIN	2	
12	54137-88L00	COVER, UPPER MOUNT	1	
13	09116-10176	BOLT	3	
14	51170-88L00	BRACKET, WATER INDICATOR	1	
15	29116-93J00	BOLT, WATER INDICATOR UNION (W/WASHER)(6X20)	1	
16	09282-17011	OIL SEAL (16.5X28X6)	2	
17	54124-88L20	BRACKET, UPPER THRUST	1	
18	54130-88L00	MOUNT, UPPER	2	
19	54166-88L00	BOLT, UPPER MOUNT	2	
20	54114-90J01	WASHER, UPPER MOUNT BOLT (12.5X25X3)	2	
21	09159-12014	NUT	2	
22	54114-90J01	WASHER, UPPER THRUST MOUNT (12.5X22X3)	2	
23	54121-88L00	MOUNT, UPPER THRUST FR	2	
24	54123-88L00	MOUNT, UPPER THRUST RR	1	

FIG.187

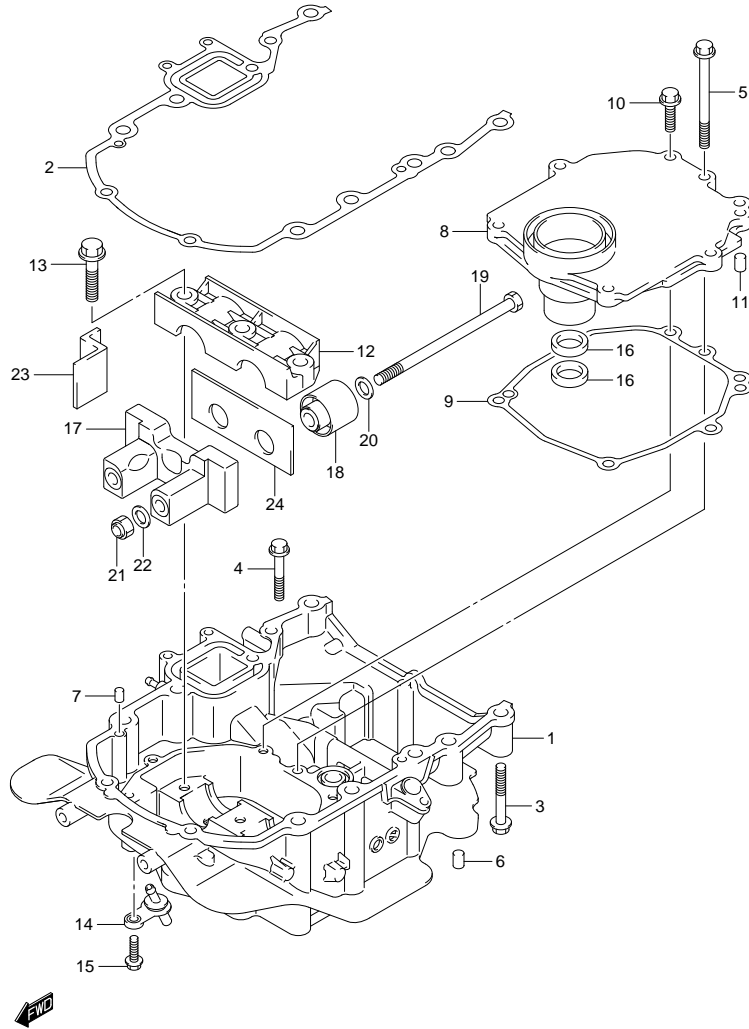


FIG.187 (2-E-9) ENGINE HOLDER (DF40AQH E1)

REF NO.	PART NO.	DESCRIPTION	Q'TY	REMARKS
1	51110-88L00-OEP	HOLDER, ENGINE (BLACK)	1	
2	51211-88L00	GASKET, ENGINE HOLDER	1	
3	09116-08117	BOLT (8X55)	8	
4	01550-0845A	BOLT	1	
5	01550-0885A	BOLT	1	
6	09202-08006	PIN	2	
7	09202-08006	PIN	2	
8	51122-88L00	COVER, MOUNT CASE	1	
9	51123-88L00	GASKET, MOUNT CASE COVER	1	
10	01550-0825A	BOLT	6	
11	09202-08006	PIN	2	
12	54137-88L00	COVER, UPPER MOUNT	1	
13	09116-10176	BOLT	3	
14	51170-88L00	BRACKET, WATER INDICATOR	1	
15	29116-93J00	BOLT, WATER INDICATOR UNION (W/WASHER)(6X20)	1	
16	09282-17011	OIL SEAL (16.5X28X6)	2	
17	54124-88L20	BRACKET, UPPER THRUST	1	
18	54130-88L00	MOUNT, UPPER	2	
19	54166-88L00	BOLT, UPPER MOUNT	2	
20	54114-90J01	WASHER, UPPER MOUNT BOLT (12.5X25X3)	2	
21	09159-12014	NUT	2	
22	54114-90J01	WASHER, UPPER THRUST MOUNT (12.5X22X3)	2	
23	54121-88L00	MOUNT, UPPER THRUST FR	2	
24	54123-88L00	MOUNT, UPPER THRUST RR	1	

FIG.188

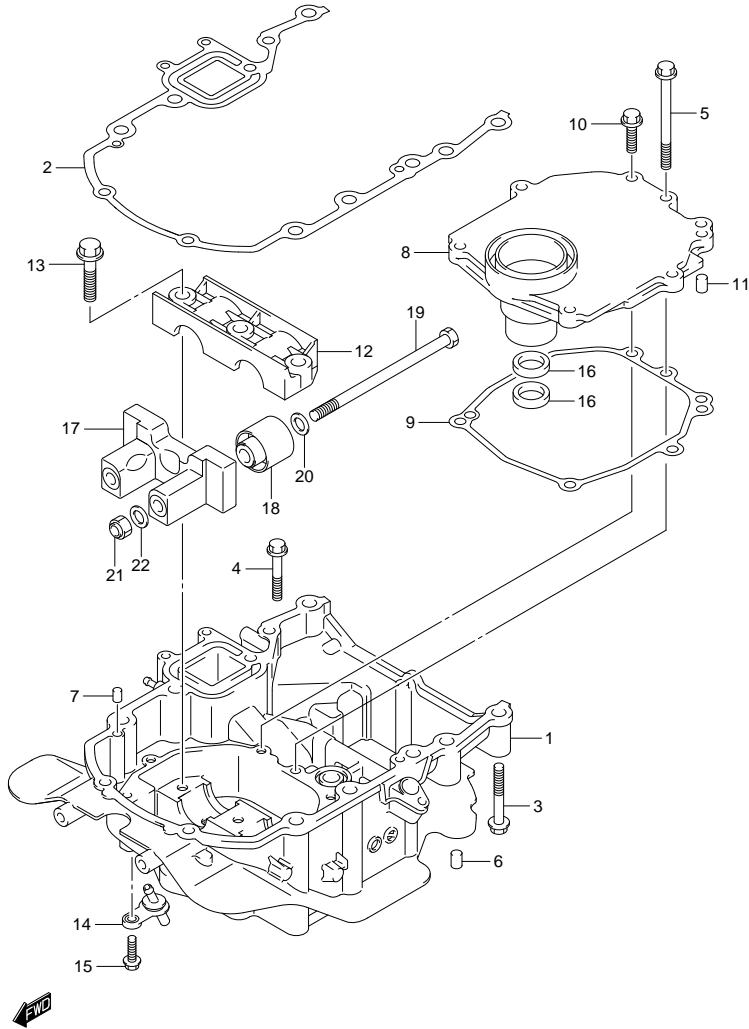


FIG.188 (2-E-10) ENGINE HOLDER (DF40AST E34)

REF NO.	PART NO.	DESCRIPTION	Q'TY	REMARKS
1	51110-88L00-OEP	HOLDER, ENGINE (BLACK)	1	
2	51211-88L00	GASKET, ENGINE HOLDER	1	
3	09116-08117	BOLT (8X55)	8	
4	01550-0845A	BOLT	1	
5	01550-0885A	BOLT	1	
6	09202-08006	PIN	2	
7	09202-08006	PIN	2	
8	51122-88L00	COVER, MOUNT CASE	1	
9	51123-88L00	GASKET, MOUNT CASE COVER	1	
10	01550-0825A	BOLT	6	
11	09202-08006	PIN	2	
12	54137-88L00	COVER, UPPER MOUNT	1	
13	09116-10176	BOLT	3	
14	51170-88L00	BRACKET, WATER INDICATOR	1	
15	29116-93J00	BOLT, WATER INDICATOR UNION (W/WASHER)(6X20)	1	
16	09282-17011	OIL SEAL (16.5X28X6)	2	
17	54120-88L00	MOUNT, UPPER THRUST	1	
18	54130-88L00	MOUNT, UPPER	2	
19	54166-88L00	BOLT, UPPER MOUNT	2	
20	54114-88L00	WASHER, UPPER MOUNT BOLT (12.5X25X3)	2	
21	09159-12014	NUT	2	
22	54114-90J01	WASHER, UPPER THRUST MOUNT (12.5X22X3)	2	

FIG.189

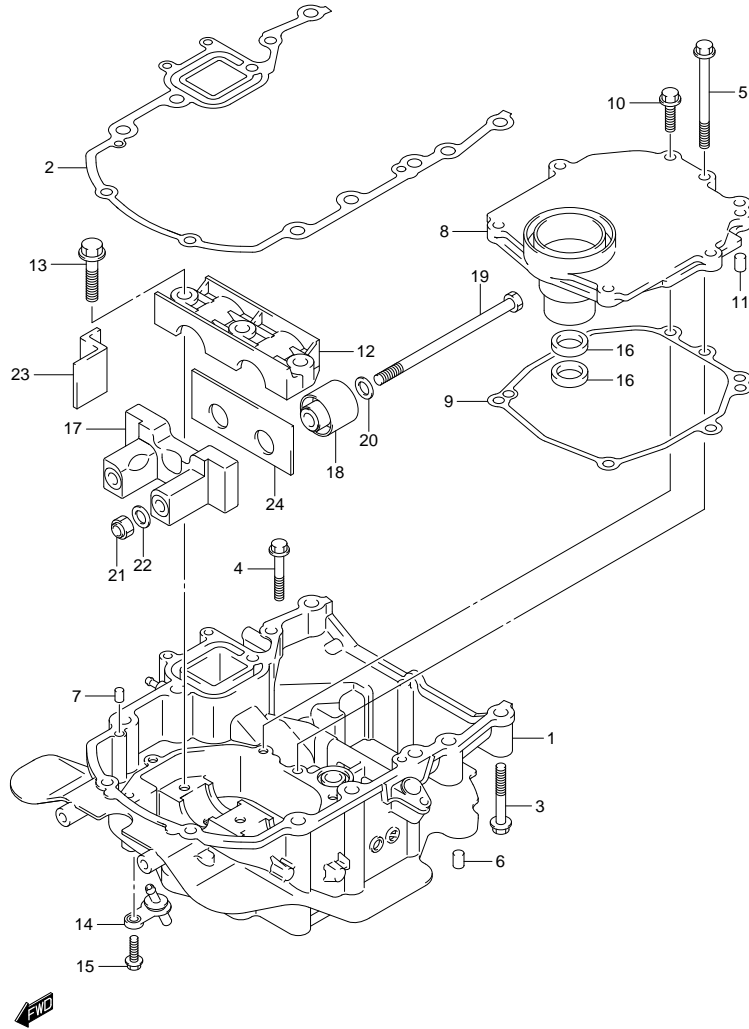


FIG.189 (2-E-11) ENGINE HOLDER (DF50A E1)

REF NO.	PART NO.	DESCRIPTION	Q'TY	REMARKS
1	51110-88L00-OEP	HOLDER, ENGINE (BLACK)	1	
2	51211-88L00	GASKET, ENGINE HOLDER	1	
3	09116-08117	BOLT (8X55)	8	
4	01550-0845A	BOLT	1	
5	01550-0885A	BOLT	1	
6	09202-08006	PIN	2	
7	09202-08006	PIN	2	
8	51122-88L00	COVER, MOUNT CASE	1	
9	51123-88L00	GASKET, MOUNT CASE COVER	1	
10	01550-0825A	BOLT	6	
11	09202-08006	PIN	2	
12	54137-88L00	COVER, UPPER MOUNT	1	
13	09116-10176	BOLT	3	
14	51170-88L00	BRACKET, WATER INDICATOR	1	
15	29116-93J00	BOLT, WATER INDICATOR UNION (W/WASHER)(6X20)	1	
16	09282-17011	OIL SEAL (16.5X28X6)	2	
17	54124-88L20	BRACKET, UPPER THRUST	1	
18	54130-88L00	MOUNT, UPPER	2	
19	54166-88L00	BOLT, UPPER MOUNT	2	
20	54114-90J01	WASHER, UPPER MOUNT BOLT (12.5X25X3)	2	
21	09159-12014	NUT	2	
22	54114-90J01	WASHER, UPPER THRUST MOUNT (12.5X22X3)	2	
23	54121-88L00	MOUNT, UPPER THRUST FR	2	
24	54123-88L00	MOUNT, UPPER THRUST RR	1	

FIG.190

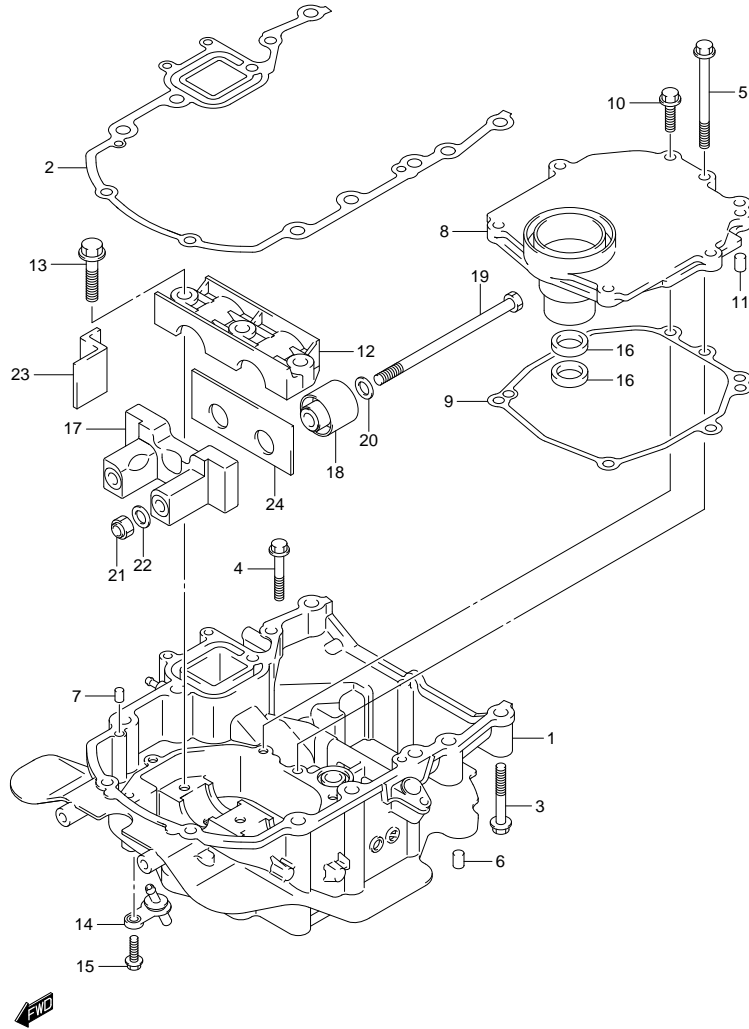


FIG.190 (2-E-12) ENGINE HOLDER (DF50ATH E1)

REF NO.	PART NO.	DESCRIPTION	Q'TY	REMARKS
1	51110-88L00-OEP	HOLDER, ENGINE (BLACK)	1	
2	51211-88L00	GASKET, ENGINE HOLDER	1	
3	09116-08117	BOLT (8X55)	8	
4	01550-0845A	BOLT	1	
5	01550-0885A	BOLT	1	
6	09202-08006	PIN	2	
7	09202-08006	PIN	2	
8	51122-88L00	COVER, MOUNT CASE	1	
9	51123-88L00	GASKET, MOUNT CASE COVER	1	
10	01550-0825A	BOLT	6	
11	09202-08006	PIN	2	
12	54137-88L00	COVER, UPPER MOUNT	1	
13	09116-10176	BOLT	3	
14	51170-88L00	BRACKET, WATER INDICATOR	1	
15	29116-93J00	BOLT, WATER INDICATOR UNION (W/WASHER)(6X20)	1	
16	09282-17011	OIL SEAL (16.5X28X6)	2	
17	54124-88L20	BRACKET, UPPER THRUST	1	
18	54130-88L00	MOUNT, UPPER	2	
19	54166-88L00	BOLT, UPPER MOUNT	2	
20	54114-90J01	WASHER, UPPER MOUNT BOLT (12.5X25X3)	2	
21	09159-12014	NUT	2	
22	54114-90J01	WASHER, UPPER THRUST MOUNT (12.5X22X3)	2	
23	54121-88L00	MOUNT, UPPER THRUST FR	2	
24	54123-88L00	MOUNT, UPPER THRUST RR	1	

FIG.191

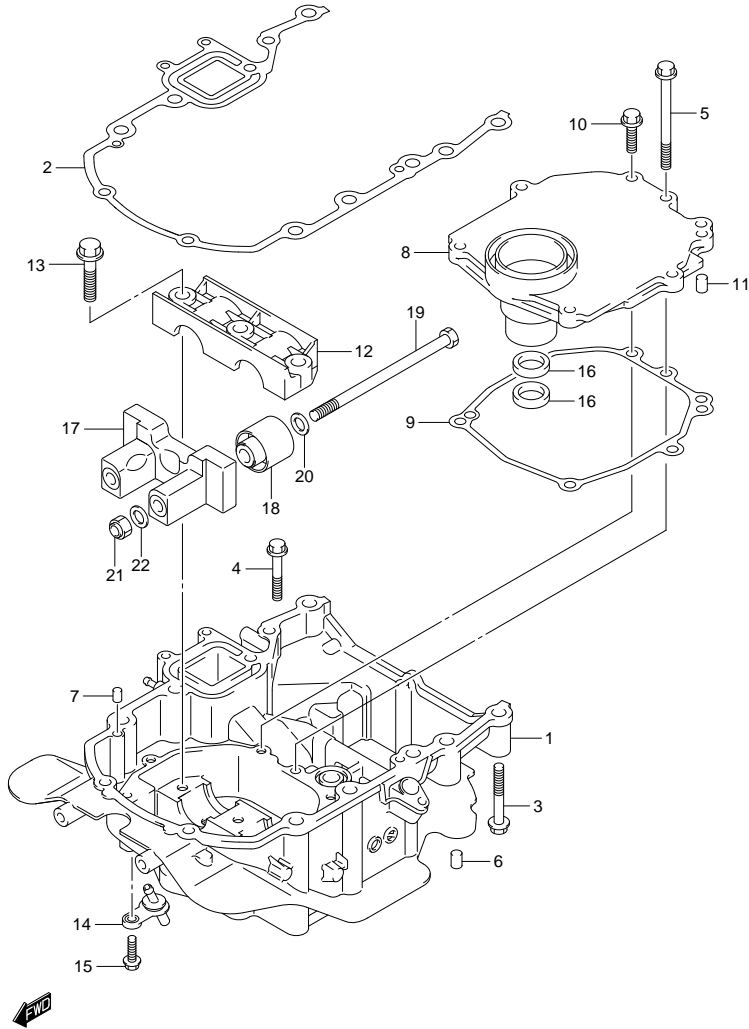


FIG.191 (2-E-13) ENGINE HOLDER (DF60A E1)

REF NO.	PART NO.	DESCRIPTION	Q'TY	REMARKS
1	51110-88L00-0EP	HOLDER, ENGINE (BLACK)	1	
2	51211-88L00	GASKET, ENGINE HOLDER	1	
3	09116-08117	BOLT (8X55)	8	
4	01550-0845A	BOLT	1	
5	01550-0885A	BOLT	1	
6	09202-08006	PIN	2	
7	09202-08006	PIN	2	
8	51122-88L00	COVER, MOUNT CASE	1	
9	51123-88L00	GASKET, MOUNT CASE COVER	1	
10	01550-0825A	BOLT	6	
11	09202-08006	PIN	2	
12	54137-88L00	COVER, UPPER MOUNT	1	
13	09116-10176	BOLT	3	
14	51170-88L00	BRACKET, WATER INDICATOR	1	
15	29116-93J00	BOLT, WATER INDICATOR UNION (W/WASHER)(6X20)	1	
16	09282-17011	OIL SEAL (16.5X28X6)	2	
17	54120-88L00	MOUNT, UPPER THRUST	1	
18	54130-88L00	MOUNT, UPPER	2	
19	54166-88L00	BOLT, UPPER MOUNT	2	
20	54114-88L00	WASHER, UPPER MOUNT BOLT (12.5X25X3)	2	
21	09159-12014	NUT	2	
22	54114-90J01	WASHER, UPPER THRUST MOUNT (12.5X22X3)	2	

FIG.192

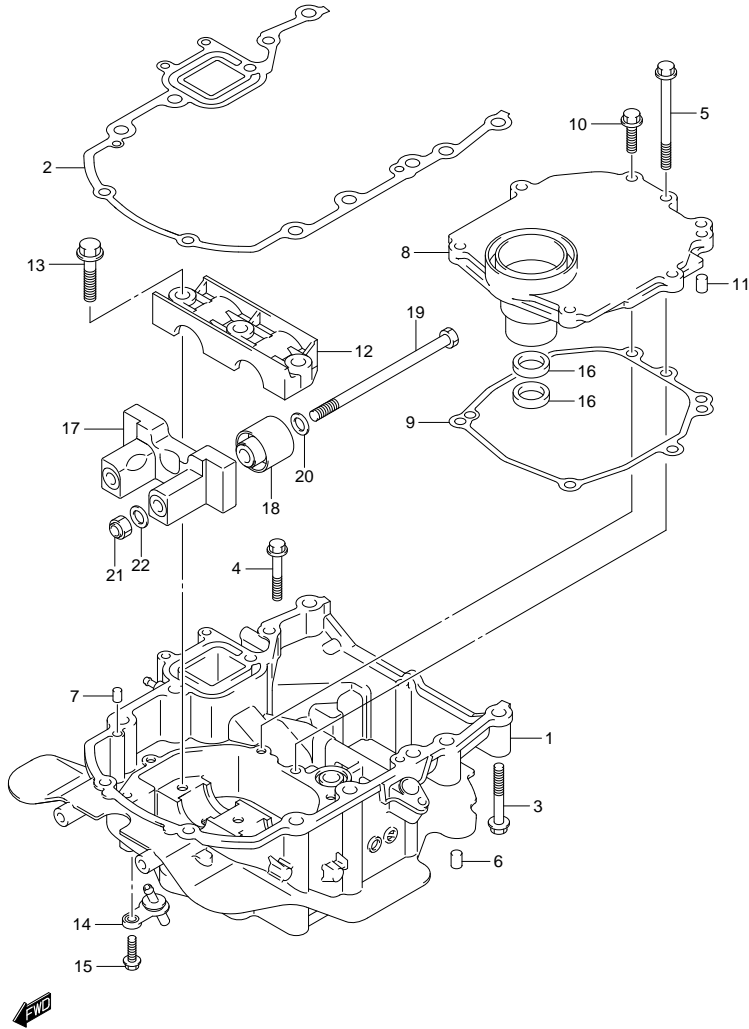


FIG.192 (2-E-14) ENGINE HOLDER (DF60A F40)

REF NO.	PART NO.	DESCRIPTION	Q'TY	REMARKS
1	51110-88L00-0EP	HOLDER, ENGINE (BLACK)	1	
2	51211-88L00	GASKET, ENGINE HOLDER	1	
3	09116-08117	BOLT (8X55)	8	
4	01550-0845A	BOLT	1	
5	01550-0885A	BOLT	1	
6	09202-08006	PIN	2	
7	09202-08006	PIN	2	
8	51122-88L00	COVER, MOUNT CASE	1	
9	51123-88L00	GASKET, MOUNT CASE COVER	1	
10	01550-0825A	BOLT	6	
11	09202-08006	PIN	2	
12	54137-88L00	COVER, UPPER MOUNT	1	
13	09116-10176	BOLT	3	
14	51170-88L00	BRACKET, WATER INDICATOR	1	
15	29116-93J00	BOLT, WATER INDICATOR UNION (W/WASHER)(6X20)	1	
16	09282-17011	OIL SEAL (16.5X28X6)	2	
17	54120-88L00	MOUNT, UPPER THRUST	1	
18	54130-88L00	MOUNT, UPPER	2	
19	54166-88L00	BOLT, UPPER MOUNT	2	
20	54114-88L00	WASHER, UPPER MOUNT BOLT (12.5X25X3)	2	
21	09159-12014	NUT	2	
22	54114-90J01	WASHER, UPPER THRUST MOUNT (12.5X22X3)	2	

FIG.193

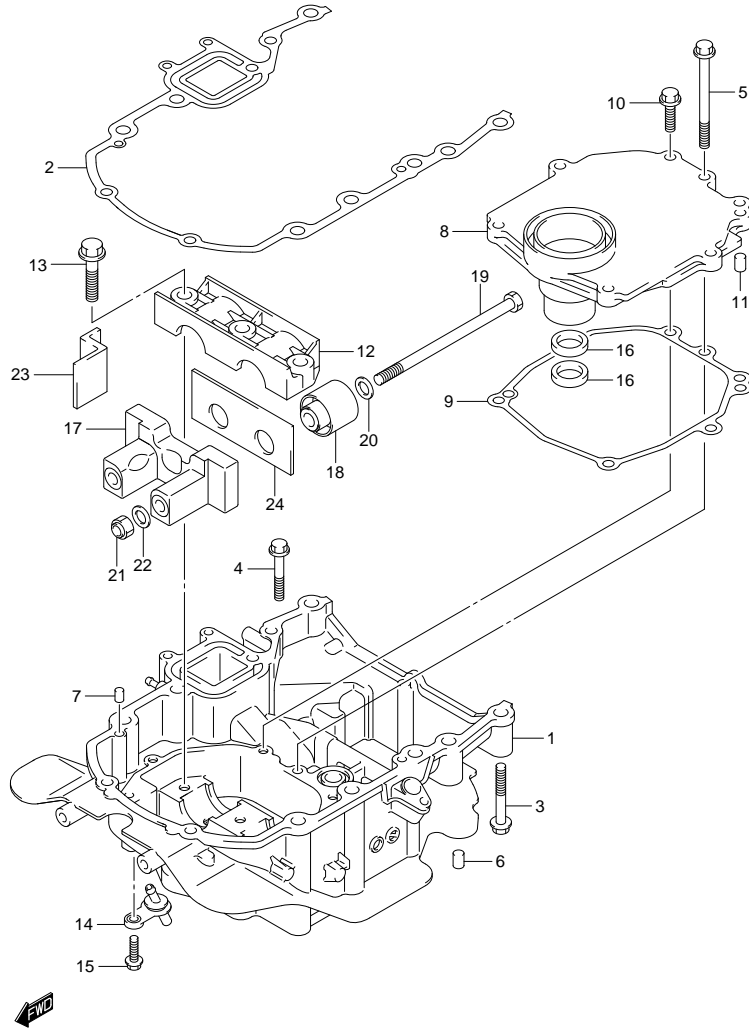


FIG.193 (2-E-15) ENGINE HOLDER (DF60AQH E1)

REF NO.	PART NO.	DESCRIPTION	Q'TY	REMARKS
1	51110-88L00-OEP	HOLDER, ENGINE (BLACK)	1	
2	51211-88L00	GASKET, ENGINE HOLDER	1	
3	09116-08117	BOLT (8X55)	8	
4	01550-0845A	BOLT	1	
5	01550-0885A	BOLT	1	
6	09202-08006	PIN	2	
7	09202-08006	PIN	2	
8	51122-88L00	COVER, MOUNT CASE	1	
9	51123-88L00	GASKET, MOUNT CASE COVER	1	
10	01550-0825A	BOLT	6	
11	09202-08006	PIN	2	
12	54137-88L00	COVER, UPPER MOUNT	1	
13	09116-10176	BOLT	3	
14	51170-88L00	BRACKET, WATER INDICATOR	1	
15	29116-93J00	BOLT, WATER INDICATOR UNION (W/WASHER)(6X20)	1	
16	09282-17011	OIL SEAL (16.5X28X6)	2	
17	54124-88L20	BRACKET, UPPER THRUST	1	
18	54130-88L00	MOUNT, UPPER	2	
19	54166-88L00	BOLT, UPPER MOUNT	2	
20	54114-90J01	WASHER, UPPER MOUNT BOLT (12.5X25X3)	2	
21	09159-12014	NUT	2	
22	54114-90J01	WASHER, UPPER THRUST MOUNT (12.5X22X3)	2	
23	54121-88L00	MOUNT, UPPER THRUST FR	2	
24	54123-88L00	MOUNT, UPPER THRUST RR	1	

FIG.194

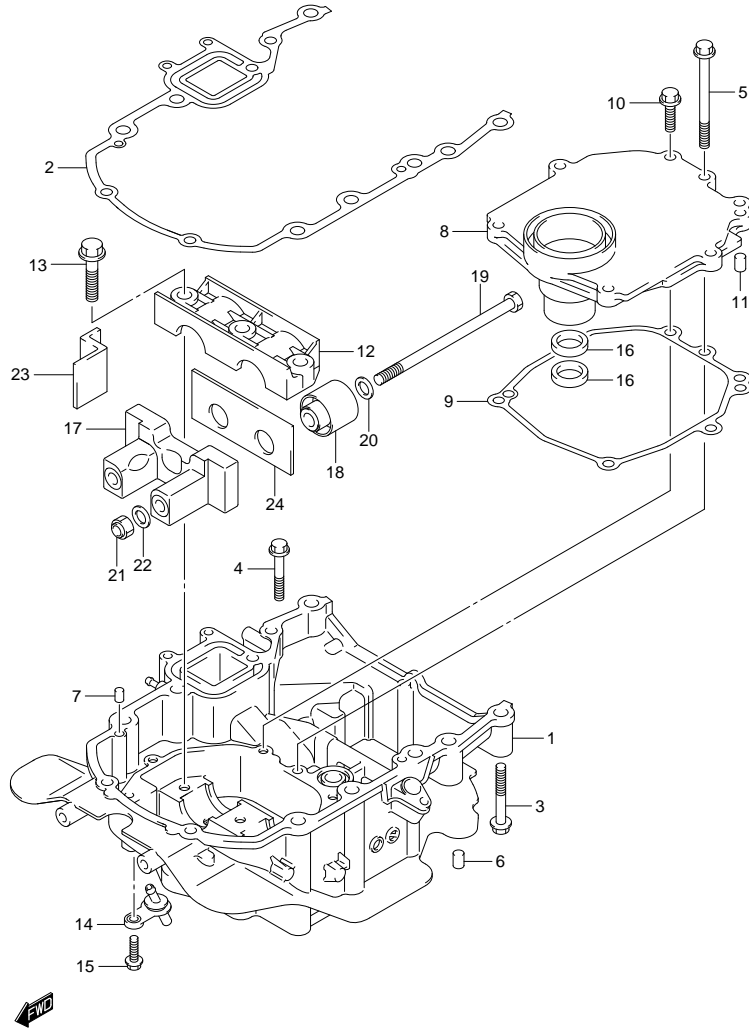


FIG.194 (2-F-2) ENGINE HOLDER (DF60AQH E40)

REF NO.	PART NO.	DESCRIPTION	Q'TY	REMARKS
1	51110-88L00-OEP	HOLDER, ENGINE (BLACK)	1	
2	51211-88L00	GASKET, ENGINE HOLDER	1	
3	09116-08117	BOLT (8X55)	8	
4	01550-0845A	BOLT	1	
5	01550-0885A	BOLT	1	
6	09202-08006	PIN	2	
7	09202-08006	PIN	2	
8	51122-88L00	COVER, MOUNT CASE	1	
9	51123-88L00	GASKET, MOUNT CASE COVER	1	
10	01550-0825A	BOLT	6	
11	09202-08006	PIN	2	
12	54137-88L00	COVER, UPPER MOUNT	1	
13	09116-10176	BOLT	3	
14	51170-88L00	BRACKET, WATER INDICATOR	1	
15	29116-93J00	BOLT, WATER INDICATOR UNION (W/WASHER)(6X20)	1	
16	09282-17011	OIL SEAL (16.5X28X6)	2	
17	54124-88L20	BRACKET, UPPER THRUST	1	
18	54130-88L00	MOUNT, UPPER	2	
19	54166-88L00	BOLT, UPPER MOUNT	2	
20	54114-90J01	WASHER, UPPER MOUNT BOLT (12.5X25X3)	2	
21	09159-12014	NUT	2	
22	54114-90J01	WASHER, UPPER THRUST MOUNT (12.5X22X3)	2	
23	54121-88L00	MOUNT, UPPER THRUST FR	2	
24	54123-88L00	MOUNT, UPPER THRUST RR	1	

FIG.195

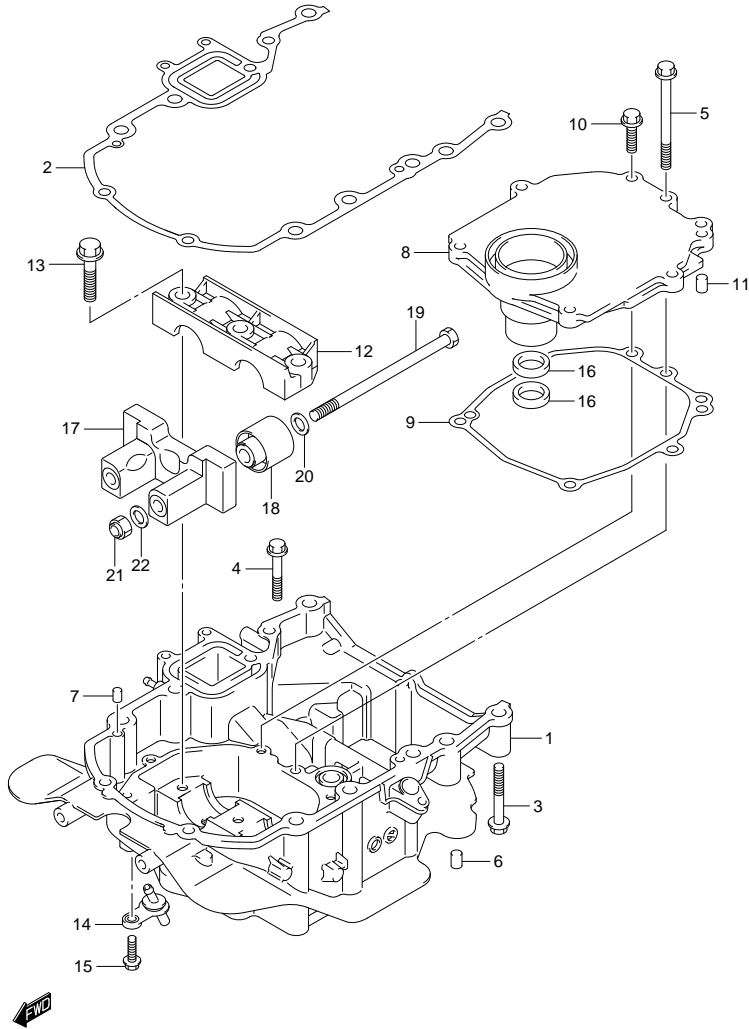


FIG.195 (2-F-3) ENGINE HOLDER (DF60ATH E1)

REF NO.	PART NO.	DESCRIPTION	Q'TY	REMARKS
1	51110-88L00-OEP	HOLDER, ENGINE (BLACK)	1	
2	51211-88L00	GASKET, ENGINE HOLDER	1	
3	09116-08117	BOLT (8X55)	8	
4	01550-0845A	BOLT	1	
5	01550-0885A	BOLT	1	
6	09202-08006	PIN	2	
7	09202-08006	PIN	2	
8	51122-88L00	COVER, MOUNT CASE	1	
9	51123-88L00	GASKET, MOUNT CASE COVER	1	
10	01550-0825A	BOLT	6	
11	09202-08006	PIN	2	
12	54137-88L00	COVER, UPPER MOUNT	1	
13	09116-10176	BOLT	3	
14	51170-88L00	BRACKET, WATER INDICATOR	1	
15	29116-93J00	BOLT, WATER INDICATOR UNION (W/WASHER)(6X20)	1	
16	09282-17011	OIL SEAL (16.5X28X6)	2	
17	54120-88L00	MOUNT, UPPER THRUST	1	
18	54130-88L00	MOUNT, UPPER	2	
19	54166-88L00	BOLT, UPPER MOUNT	2	
20	54114-88L00	WASHER, UPPER MOUNT BOLT (12.5X25X3)	2	
21	09159-12014	NUT	2	
22	54114-90J01	WASHER, UPPER THRUST MOUNT (12.5X22X3)	2	

FIG.196

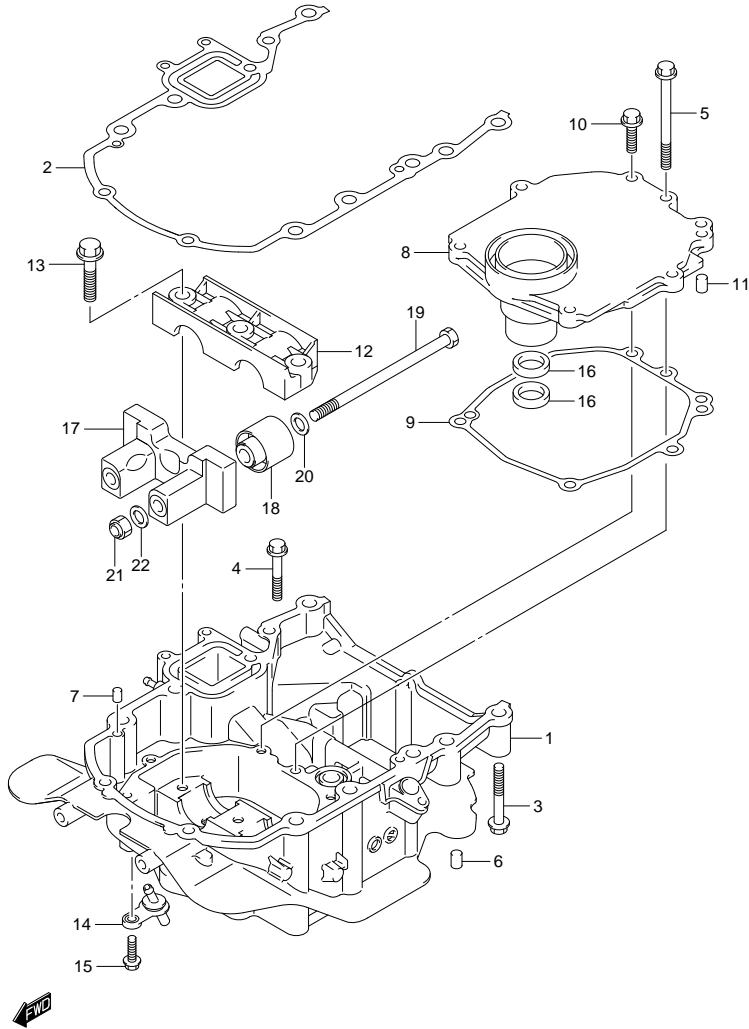
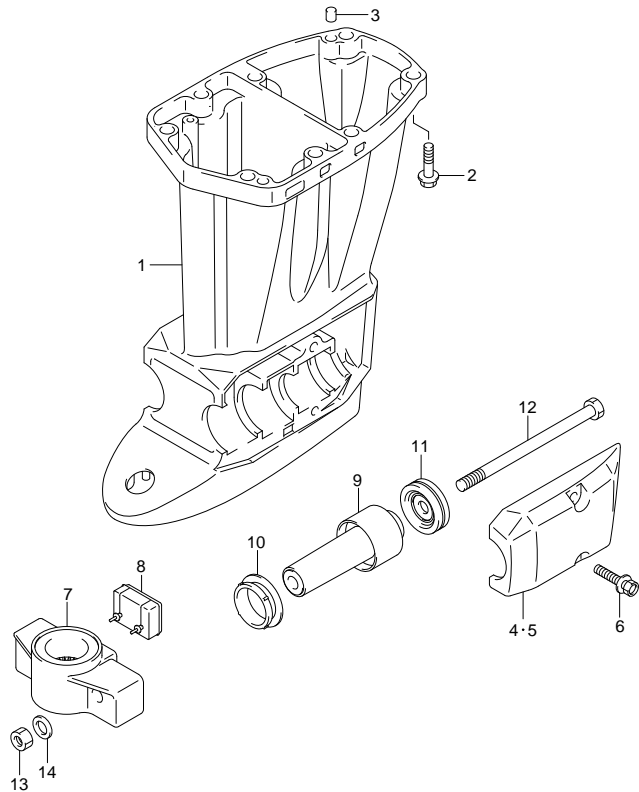


FIG.196 (2-F-4) ENGINE HOLDER (DF60ATH E40)

REF NO.	PART NO.	DESCRIPTION	Q'TY	REMARKS
1	51110-88L00-OEP	HOLDER, ENGINE (BLACK)	1	
2	51211-88L00	GASKET, ENGINE HOLDER	1	
3	09116-08117	BOLT (8X55)	8	
4	01550-0845A	BOLT	1	
5	01550-0885A	BOLT	1	
6	09202-08006	PIN	2	
7	09202-08006	PIN	2	
8	51122-88L00	COVER, MOUNT CASE	1	
9	51123-88L00	GASKET, MOUNT CASE COVER	1	
10	01550-0825A	BOLT	6	
11	09202-08006	PIN	2	
12	54137-88L00	COVER, UPPER MOUNT	1	
13	09116-10176	BOLT	3	
14	51170-88L00	BRACKET, WATER INDICATOR	1	
15	29116-93J00	BOLT, WATER INDICATOR UNION (W/WASHER)(6X20)	1	
16	09282-17011	OIL SEAL (16.5X28X6)	2	
17	54120-88L00	MOUNT, UPPER THRUST	1	
18	54130-88L00	MOUNT, UPPER	2	
19	54166-88L00	BOLT, UPPER MOUNT	2	
20	54114-88L00	WASHER, UPPER MOUNT BOLT (12.5X25X3)	2	
21	09159-12014	NUT	2	
22	54114-90J01	WASHER, UPPER THRUST MOUNT (12.5X22X3)	2	

FIG.197

FIG.197 (2-F-5) DRIVE SHAFT HOUSING (DF40A E1)



REF NO.	PART NO.	DESCRIPTION	Q'TY	REMARKS
1-1	52111-88L00-0EP	HOUSING, DRIVE SHAFT (S) (BLACK)	1	W/TRANSOM(S)
1-2	52111-88L10-0EP	HOUSING, DRIVE SHAFT (L) (BLACK)	1	W/TRANSOM(L)
2	09116-10176	BOLT	8	
3	09202-08006	PIN	2	
4	54221-88L00-0EP	COVER, LOWER MOUNT STBD (BLACK)	1	
5	54231-88L00-0EP	COVER, LOWER MOUNT PORT (BLACK)	1	
6	09116-10176	BOLT	4	
7	54211-87J10-0EP	BRACKET, LOWER MOUNT (BLACK)	1	
8	54151-88L00	MOUNT, LOWER THRUST	1	
9	54160-88L10	MOUNT, LOWER	2	
10	54167-87L01	MOUNT, LOWER SIDE	2	
11	54180-88L00	DAMPER, FWD STOPPER	2	
12	54166-88L00	BOLT, LOWER MOUNT (12X200)	2	
13	09159-12014	NUT	2	
14	54114-90J01	WASHER, LOWER MOUNT NUT (12.5X22X3)	2	



FIG.198

FIG.198 (2-F-6) DRIVE SHAFT HOUSING (DF40AQH E1)

REF NO.	PART NO.	DESCRIPTION	Q'TY	REMARKS
1	52111-88L10-0EP	HOUSING, DRIVE SHAFT (L) (BLACK)	1	
2	09116-10176	BOLT	8	
3	09202-08006	PIN	2	
4	54221-88L00-0EP	COVER, LOWER MOUNT STBD (BLACK)	1	
5	54231-88L00-0EP	COVER, LOWER MOUNT PORT (BLACK)	1	
6	09116-10176	BOLT	4	
7	54211-87J10-0EP	BRACKET, LOWER MOUNT (BLACK)	1	
8	54151-88L00	MOUNT, LOWER THRUST	1	
9	54160-88L10	MOUNT, LOWER	2	
10	54167-87L01	MOUNT, LOWER SIDE	2	
11	54180-88L00	DAMPER, FWD STOPPER	2	
12	54166-88L00	BOLT, LOWER MOUNT (12X200)	2	
13	09159-12014	NUT	2	
14	54114-90J01	WASHER, LOWER MOUNT NUT (12.5X22X3)	2	

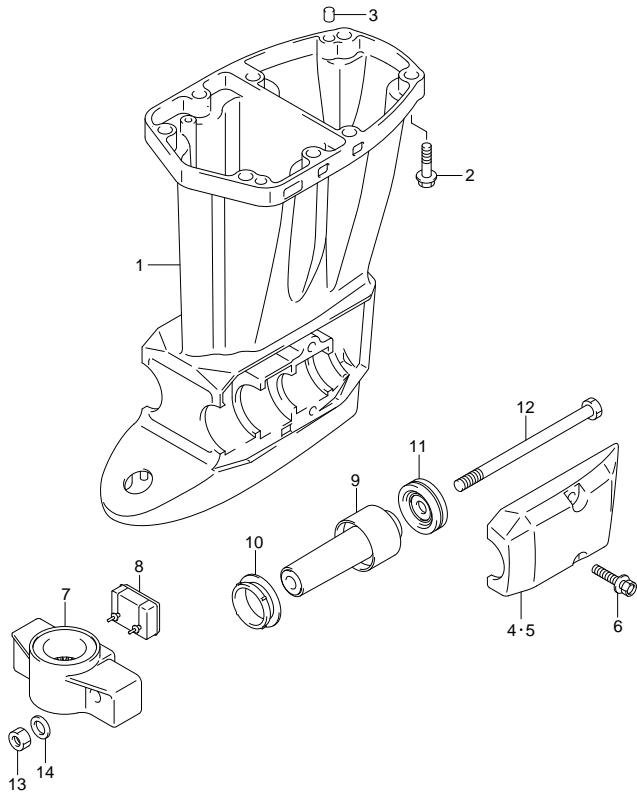
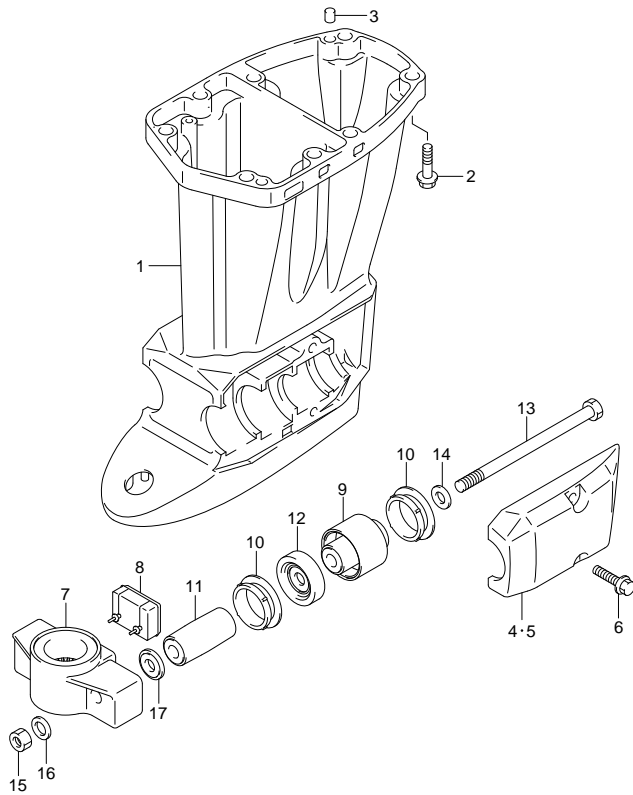


FIG.199

FIG.199 (2-F-7) DRIVE SHAFT HOUSING (DF40AST E34)



REF NO.	PART NO.	DESCRIPTION	Q T Y	REMARKS
1-1	52111-88L00-0EP	HOUSING, DRIVE SHAFT (S) (BLACK)	1	W/TRANSOM(S)
1-2	52111-88L10-0EP	HOUSING, DRIVE SHAFT (L) (BLACK)	1	W/TRANSOM(L)
2	09116-10176	BOLT	8	
3	09202-08006	PIN	2	
4	54221-88L00-0EP	COVER, LOWER MOUNT STBD (BLACK)	1	
5	54231-88L00-0EP	COVER, LOWER MOUNT PORT (BLACK)	1	
6	09116-10176	BOLT	4	
7	54211-87J10-0EP	BRACKET, LOWER MOUNT (BLACK)	1	
8	54151-88L00	MOUNT, LOWER THRUST	1	
9	54160-88L00	MOUNT, LOWER	2	
10	54167-87L01	MOUNT, LOWER SIDE	4	
11	54170-88L00	CUSHION, LOWER MOUNT	2	
12	54180-88L00	DAMPER, FWD STOPPER	2	
13	54166-88L00	BOLT, LOWER MOUNT (12X200)	2	
14	54114-88L00	WASHER, LOWER MOUNT BOLT (12.5X25X3)	2	
15	09159-12014	NUT	2	
16	54114-90J01	WASHER, LOWER MOUNT NUT (12.5X22X3)	2	
17	09160-12113	WASHER (12.5X30X2.5)	2	

FIG.200

FIG. 200 (2-F-8) DRIVE SHAFT HOUSING (DF50A E1)

REF NO.	PART NO.	DESCRIPTION	Q TTY	REMARKS
1-1	52111-88L00-0EP	HOUSING, DRIVE SHAFT (S) (BLACK)	1	W/TRANSOM(S)
1-2	52111-88L10-0EP	HOUSING, DRIVE SHAFT (L) (BLACK)	1	W/TRANSOM(L)
2	09116-10176	BOLT	8	
3	09202-08006	PIN	2	
4	54221-88L00-0EP	COVER, LOWER MOUNT STBD (BLACK)	1	
5	54231-88L00-0EP	COVER, LOWER MOUNT PORT (BLACK)	1	
6	09116-10176	BOLT	4	
7	54211-87J10-0EP	BRACKET, LOWER MOUNT (BLACK)	1	
8	54151-88L00	MOUNT, LOWER THRUST	1	
9	54160-88L10	MOUNT, LOWER	2	
10	54167-87L01	MOUNT, LOWER SIDE	2	
11	54180-88L00	DAMPER, FWD STOPPER	2	
12	54166-88L00	BOLT, LOWER MOUNT (12X200)	2	
13	09159-12014	NUT	2	
14	54114-90J01	WASHER, LOWER MOUNT NUT (12.5X22X3)	2	

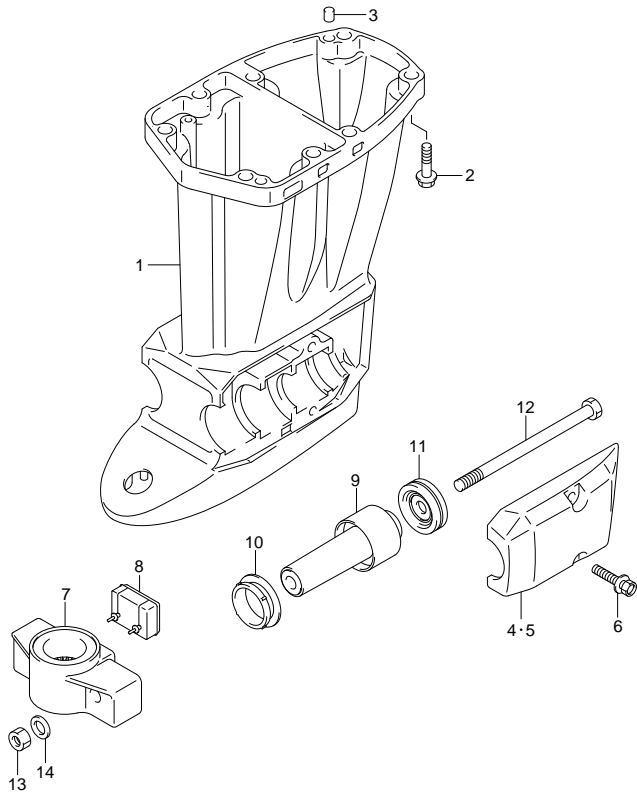


FIG.201

FIG.201 (2-F-9) DRIVE SHAFT HOUSING (DF50ATH E1)

REF NO.	PART NO.	DESCRIPTION	Q'TY	REMARKS
1	52111-88L10-0EP	HOUSING, DRIVE SHAFT (L) (BLACK)	1	
2	09116-10176	BOLT	8	
3	09202-08006	PIN	2	
4	54221-88L00-0EP	COVER, LOWER MOUNT STBD (BLACK)	1	
5	54231-88L00-0EP	COVER, LOWER MOUNT PORT (BLACK)	1	
6	09116-10176	BOLT	4	
7	54211-87J10-0EP	BRACKET, LOWER MOUNT (BLACK)	1	
8	54151-88L00	MOUNT, LOWER THRUST	1	
9	54160-88L10	MOUNT, LOWER	2	
10	54167-87L01	MOUNT, LOWER SIDE	2	
11	54180-88L00	DAMPER, FWD STOPPER	2	
12	54166-88L00	BOLT, LOWER MOUNT (12X200)	2	
13	09159-12014	NUT	2	
14	54114-90J01	WASHER, LOWER MOUNT NUT (12.5X22X3)	2	

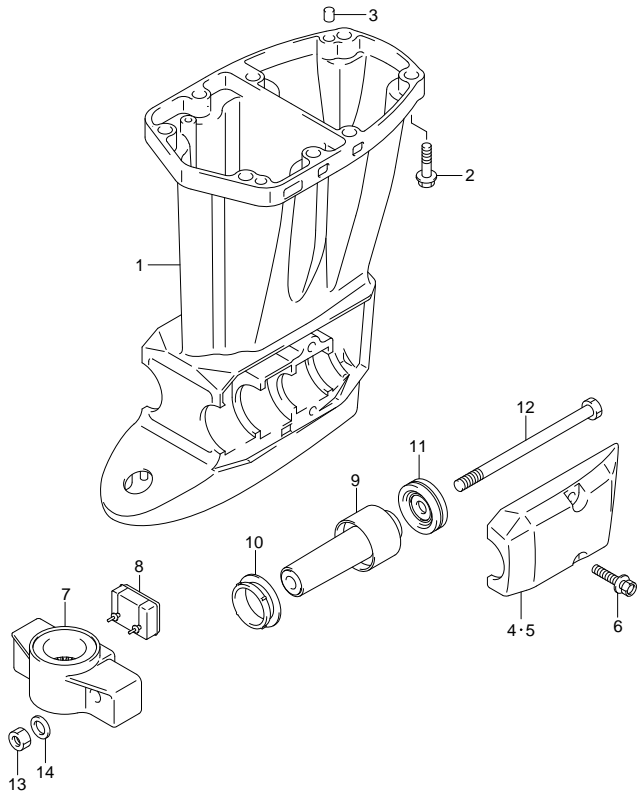


FIG.202

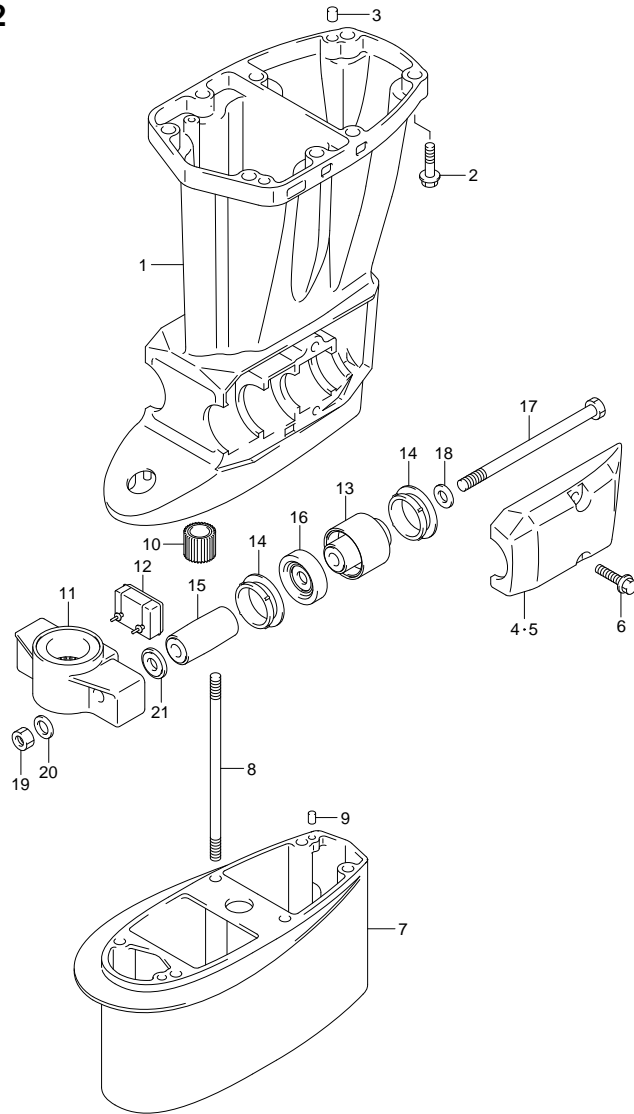


FIG.202 (2-F-10) DRIVE SHAFT HOUSING (DF60A E1)

REF NO.	PART NO.	DESCRIPTION	Q'TY	REMARKS
1-1	52111-88L00-0EP	HOUSING, DRIVE SHAFT (S) (BLACK)	1	W/TRANSOM(S)
1-2	52111-88L10-0EP	HOUSING, DRIVE SHAFT (L) (BLACK)	1	W/TRANSOM(L)
1-3	52111-88L10-0EP	HOUSING, DRIVE SHAFT (L) (BLACK)	1	W/TRANSOM(X)
2	09116-10176	BOLT	8	
3	09202-08006	PIN	2	
4	54221-88L00-0EP	COVER, LOWER MOUNT STBD (BLACK)	1	
5	54231-88L00-0EP	COVER, LOWER MOUNT PORT (BLACK)	1	
6	09116-10176	BOLT	4	
7	52131-88L00-0EP	CASE, EXTENSION (BLACK)	1	W/TRANSOM(X)
8	09108-08254	STUD BOLT	6	W/TRANSOM(X)
9	09202-06023	PIN	2	W/TRANSOM(X)
10	57130-94301	BUSH, DRIVE SHAFT	1	W/TRANSOM(X)
11	54211-87J10-0EP	BRACKET, LOWER MOUNT (BLACK)	1	
12	54151-88L00	MOUNT, LOWER THRUST	1	
13	54160-88L00	MOUNT, LOWER	2	
14	54167-87L01	MOUNT, LOWER SIDE	4	
15	54170-88L00	CUSHION, LOWER MOUNT	2	
16	54180-88L00	DAMPER, FWD STOPPER	2	
17	54166-88L00	BOLT, LOWER MOUNT (12X200)	2	
18	54114-88L00	WASHER, LOWER MOUNT BOLT (12.5X25X3)	2	
19	09159-12014	NUT	2	
20	54114-90J01	WASHER, LOWER MOUNT NUT (12.5X22X3)	2	
21	09160-12113	WASHER (12.5X30X2.5)	2	

FIG.203

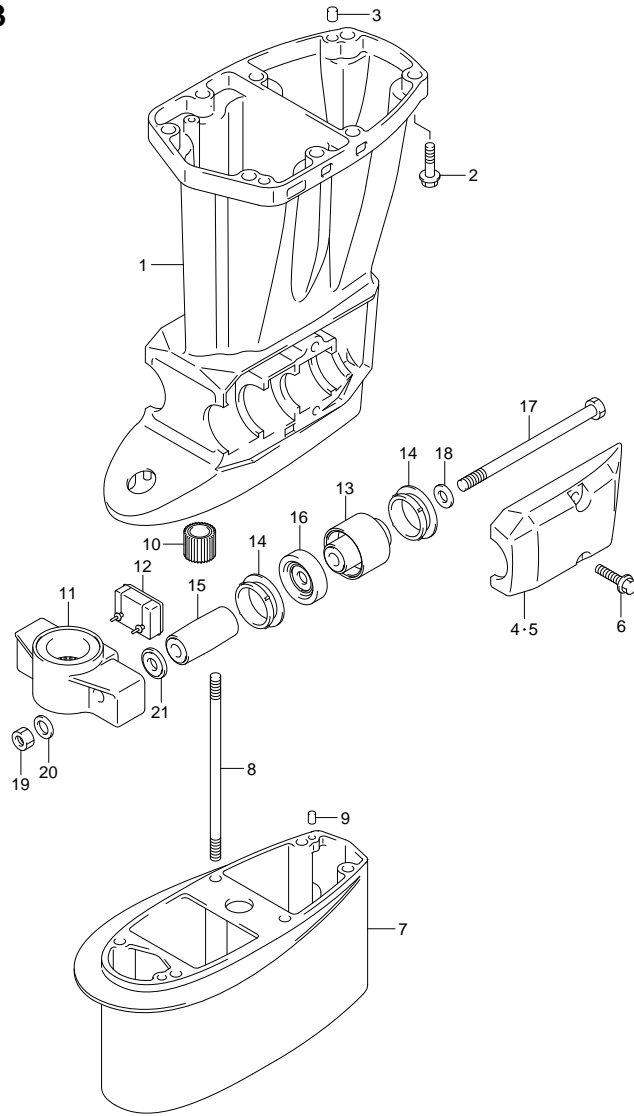


FIG.203 (2-F-11) DRIVE SHAFT HOUSING (DF60A F40)

REF NO.	PART NO.	DESCRIPTION	Q'TY	REMARKS
1-1	52111-88L10-0EP	HOUSING, DRIVE SHAFT (L) (BLACK)	1	W/TRANSOM(L)
1-2	52111-88L10-0EP	HOUSING, DRIVE SHAFT (L) (BLACK)	1	W/TRANSOM(X)
2	09116-10176	BOLT	8	
3	09202-08006	PIN	2	
4	54221-88L00-0EP	COVER, LOWER MOUNT STBD (BLACK)	1	
5	54231-88L00-0EP	COVER, LOWER MOUNT PORT (BLACK)	1	
6	09116-10176	BOLT	4	
7	52131-88L00-0EP	CASE, EXTENSION (BLACK)	1	W/TRANSOM(X)
8	09108-08254	STUD BOLT	6	W/TRANSOM(X)
9	09202-06023	PIN	2	W/TRANSOM(X)
10	57130-94301	BUSH, DRIVE SHAFT	1	W/TRANSOM(X)
11	54211-87J10-0EP	BRACKET, LOWER MOUNT (BLACK)	1	
12	54151-88L00	MOUNT, LOWER THRUST	1	
13	54160-88L00	MOUNT, LOWER	2	
14	54167-87L01	MOUNT, LOWER SIDE	4	
15	54170-88L00	CUSHION, LOWER MOUNT	2	
16	54180-88L00	DAMPER, FWD STOPPER	2	
17	54166-88L00	BOLT, LOWER MOUNT (12X200)	2	
18	54114-88L00	WASHER, LOWER MOUNT BOLT (12.5X25X3)	2	
19	09159-12014	NUT	2	
20	54114-90J01	WASHER, LOWER MOUNT NUT (12.5X22X3)	2	
21	09160-12113	WASHER (12.5X30X2.5)	2	

FIG.204

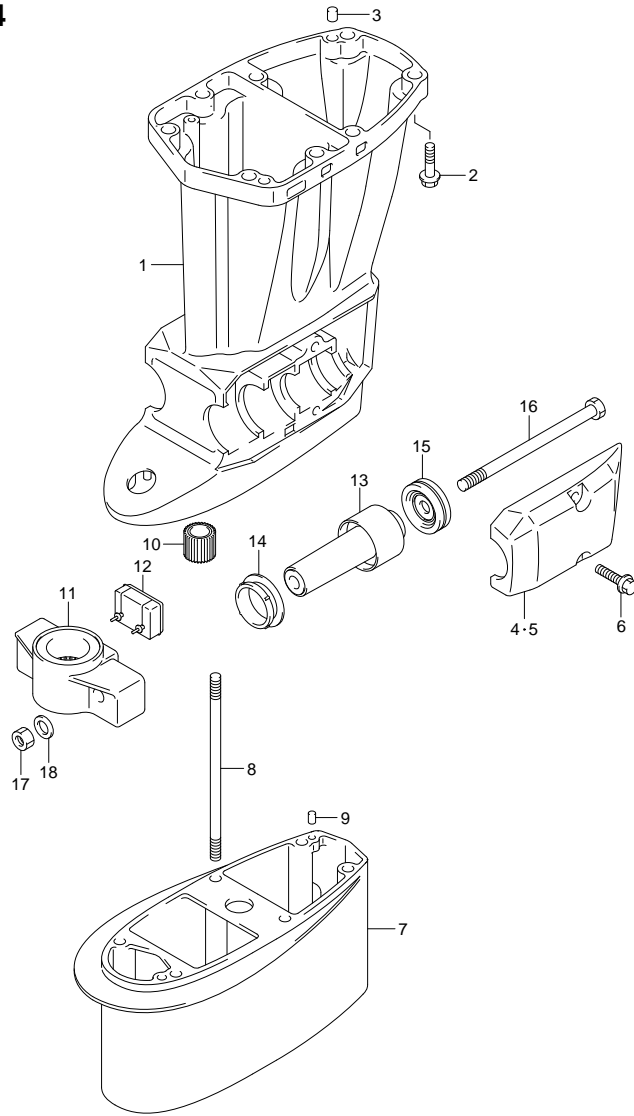


FIG.204 (2-F-12) DRIVE SHAFT HOUSING (DF60AQH E1)

REF NO.	PART NO.	DESCRIPTION	Q'TY	REMARKS
1-1	52111-88L10-0EP	HOUSING, DRIVE SHAFT (L) (BLACK)	1	W/TRANSOM(L)
1-2	52111-88L10-0EP	HOUSING, DRIVE SHAFT (L) (BLACK)	1	W/TRANSOM(X)
2	09116-10176	BOLT	8	
3	09202-08006	PIN	2	
4	54221-88L00-0EP	COVER, LOWER MOUNT STBD (BLACK)	1	
5	54231-88L00-0EP	COVER, LOWER MOUNT PORT (BLACK)	1	
6	09116-10176	BOLT	4	
7	52131-88L00-0EP	CASE, EXTENSION (BLACK)	1	W/TRANSOM(X)
8	09108-08254	STUD BOLT	6	W/TRANSOM(X)
9	09202-06023	PIN	2	W/TRANSOM(X)
10	57130-94301	BUSH, DRIVE SHAFT	1	W/TRANSOM(X)
11	54211-87J10-0EP	BRACKET, LOWER MOUNT (BLACK)	1	
12	54151-88L00	MOUNT, LOWER THRUST	1	
13	54160-88L10	MOUNT, LOWER	2	
14	54167-87L01	MOUNT, LOWER SIDE	2	
15	54180-88L00	DAMPER, FWD STOPPER	2	
16	54166-88L00	BOLT, LOWER MOUNT (12X200)	2	
17	09159-12014	NUT	2	
18	54114-90J01	WASHER, LOWER MOUNT NUT (12.5X22X3)	2	

FIG.205

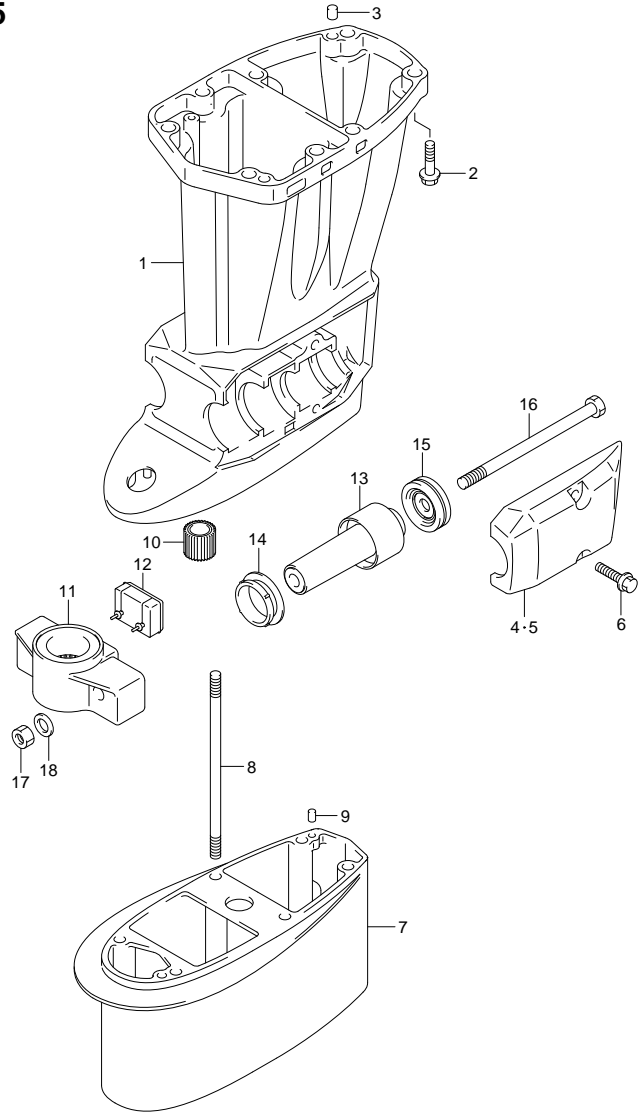


FIG.205 (2-F-13) DRIVE SHAFT HOUSING (DF60AQH F40)

REF NO.	PART NO.	DESCRIPTION	Q'TY	REMARKS
1-1	52111-88L10-0EP	HOUSING, DRIVE SHAFT (L) (BLACK)	1	W/TRANSOM(L)
1-2	52111-88L10-0EP	HOUSING, DRIVE SHAFT (L) (BLACK)	1	W/TRANSOM(X)
2	09116-10176	BOLT	8	
3	09202-08006	PIN	2	
4	54221-88L00-0EP	COVER, LOWER MOUNT STBD (BLACK)	1	
5	54231-88L00-0EP	COVER, LOWER MOUNT PORT (BLACK)	1	
6	09116-10176	BOLT	4	
7	52131-88L00-0EP	CASE, EXTENSION (BLACK)	1	W/TRANSOM(X)
8	09108-08254	STUD BOLT	6	W/TRANSOM(X)
9	09202-06023	PIN	2	W/TRANSOM(X)
10	57130-94301	BUSH, DRIVE SHAFT	1	W/TRANSOM(X)
11	54211-87J10-0EP	BRACKET, LOWER MOUNT (BLACK)	1	
12	54151-88L00	MOUNT, LOWER THRUST	1	
13	54160-88L10	MOUNT, LOWER	2	
14	54167-87L01	MOUNT, LOWER SIDE	2	
15	54180-88L00	DAMPER, FWD STOPPER	2	
16	54166-88L00	BOLT, LOWER MOUNT (12X200)	2	
17	09159-12014	NUT	2	
18	54114-90J01	WASHER, LOWER MOUNT NUT (12.5X22X3)	2	

FIG.206

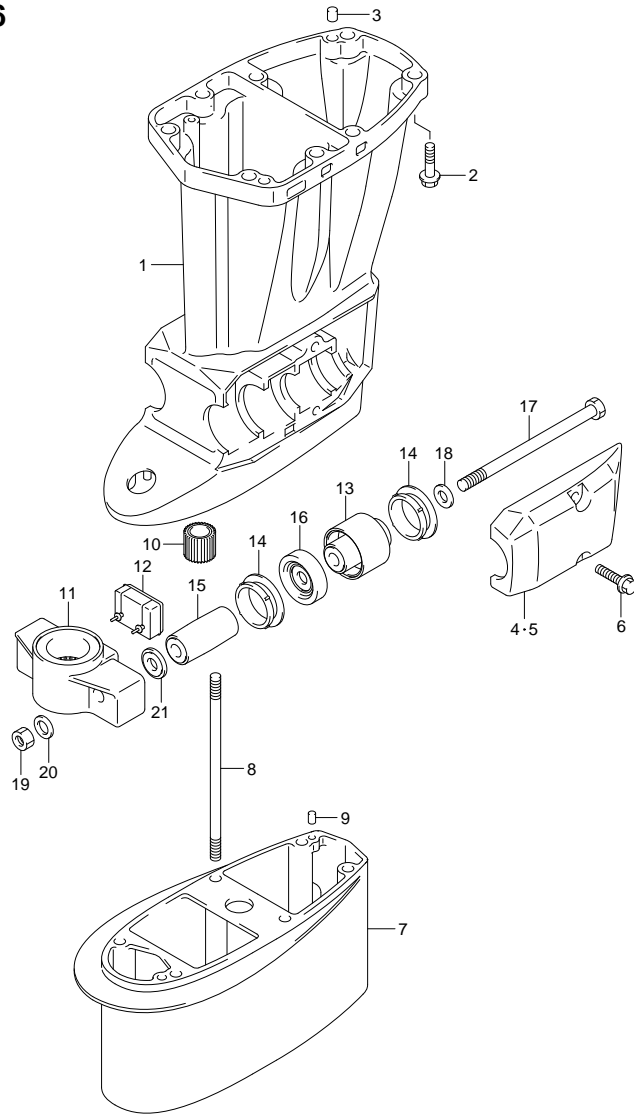


FIG.206 (2-F-14) DRIVE SHAFT HOUSING (DF60ATH E1)

REF NO.	PART NO.	DESCRIPTION	Q T Y	REMARKS
1-1	52111-88L10-0EP	HOUSING, DRIVE SHAFT (L) (BLACK)	1	W/TRANSOM(L)
1-2	52111-88L10-0EP	HOUSING, DRIVE SHAFT (L) (BLACK)	1	W/TRANSOM(X)
2	09116-10176	BOLT	8	
3	09202-08006	PIN	2	
4	54221-88L00-0EP	COVER, LOWER MOUNT STBD (BLACK)	1	
5	54231-88L00-0EP	COVER, LOWER MOUNT PORT (BLACK)	1	
6	09116-10176	BOLT	4	
7	52131-88L00-0EP	CASE, EXTENSION (BLACK)	1	W/TRANSOM(X)
8	09108-08254	STUD BOLT	6	W/TRANSOM(X)
9	09202-06023	PIN	2	W/TRANSOM(X)
10	57130-94301	BUSH, DRIVE SHAFT	1	W/TRANSOM(X)
11	54211-87J10-0EP	BRACKET, LOWER MOUNT (BLACK)	1	
12	54151-88L00	MOUNT, LOWER THRUST	1	
13	54160-88L00	MOUNT, LOWER	2	
14	54167-87L01	MOUNT, LOWER SIDE	4	
15	54170-88L00	CUSHION, LOWER MOUNT	2	
16	54180-88L00	DAMPER, FWD STOPPER	2	
17	54166-88L00	BOLT, LOWER MOUNT (12X200)	2	
18	54114-88L00	WASHER, LOWER MOUNT BOLT (12.5X25X3)	2	
19	09159-12014	NUT	2	
20	54114-90J01	WASHER, LOWER MOUNT NUT (12.5X22X3)	2	
21	09160-12113	WASHER (12.5X30X2.5)	2	

FIG.207

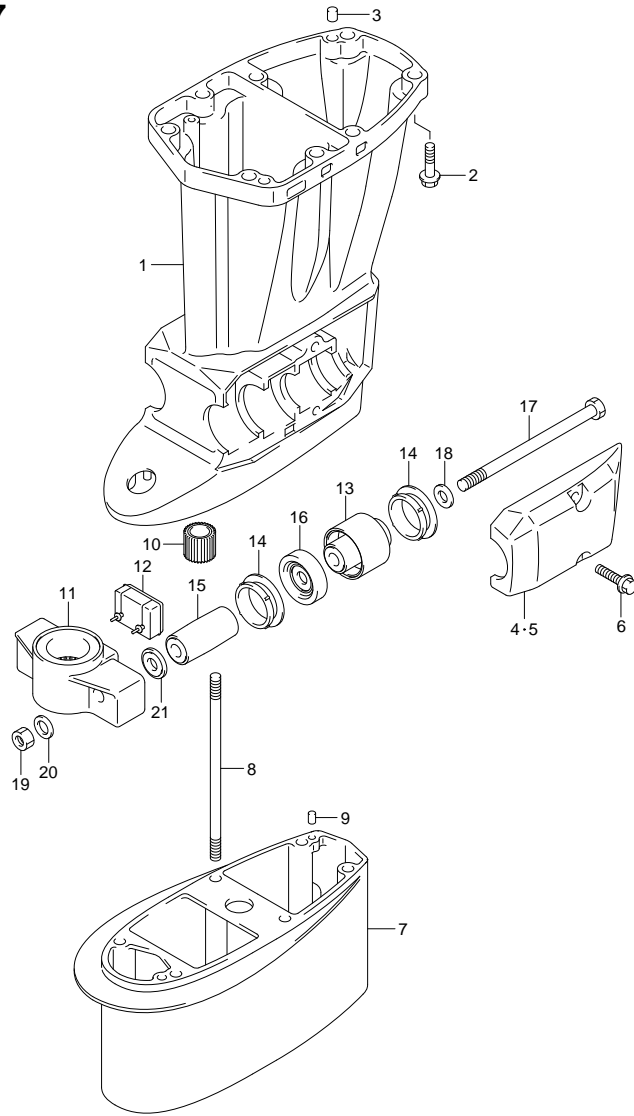


FIG. 207 (2-F-15) DRIVE SHAFT HOUSING (DF60ATH F40)

REF NO.	PART NO.	DESCRIPTION	Q T Y	REMARKS
1-1	52111-88L10-0EP	HOUSING, DRIVE SHAFT (L) (BLACK)	1	W/TRANSOM(L)
1-2	52111-88L10-0EP	HOUSING, DRIVE SHAFT (L) (BLACK)	1	W/TRANSOM(X)
2	09116-10176	BOLT	8	
3	09202-08006	PIN	2	
4	54221-88L00-0EP	COVER, LOWER MOUNT STBD (BLACK)	1	
5	54231-88L00-0EP	COVER, LOWER MOUNT PORT (BLACK)	1	
6	09116-10176	BOLT	4	
7	52131-88L00-0EP	CASE, EXTENSION (BLACK)	1	W/TRANSOM(X)
8	09108-08254	STUD BOLT	6	W/TRANSOM(X)
9	09202-06023	PIN	2	W/TRANSOM(X)
10	57130-94301	BUSH, DRIVE SHAFT	1	W/TRANSOM(X)
11	54211-87J10-0EP	BRACKET, LOWER MOUNT (BLACK)	1	
12	54151-88L00	MOUNT, LOWER THRUST	1	
13	54160-88L00	MOUNT, LOWER	2	
14	54167-87L01	MOUNT, LOWER SIDE	4	
15	54170-88L00	CUSHION, LOWER MOUNT	2	
16	54180-88L00	DAMPER, FWD STOPPER	2	
17	54166-88L00	BOLT, LOWER MOUNT (12X200)	2	
18	54114-88L00	WASHER, LOWER MOUNT BOLT (12.5X25X3)	2	
19	09159-12014	NUT	2	
20	54114-90J01	WASHER, LOWER MOUNT NUT (12.5X22X3)	2	
21	09160-12113	WASHER (12.5X30X2.5)	2	

FIG.208

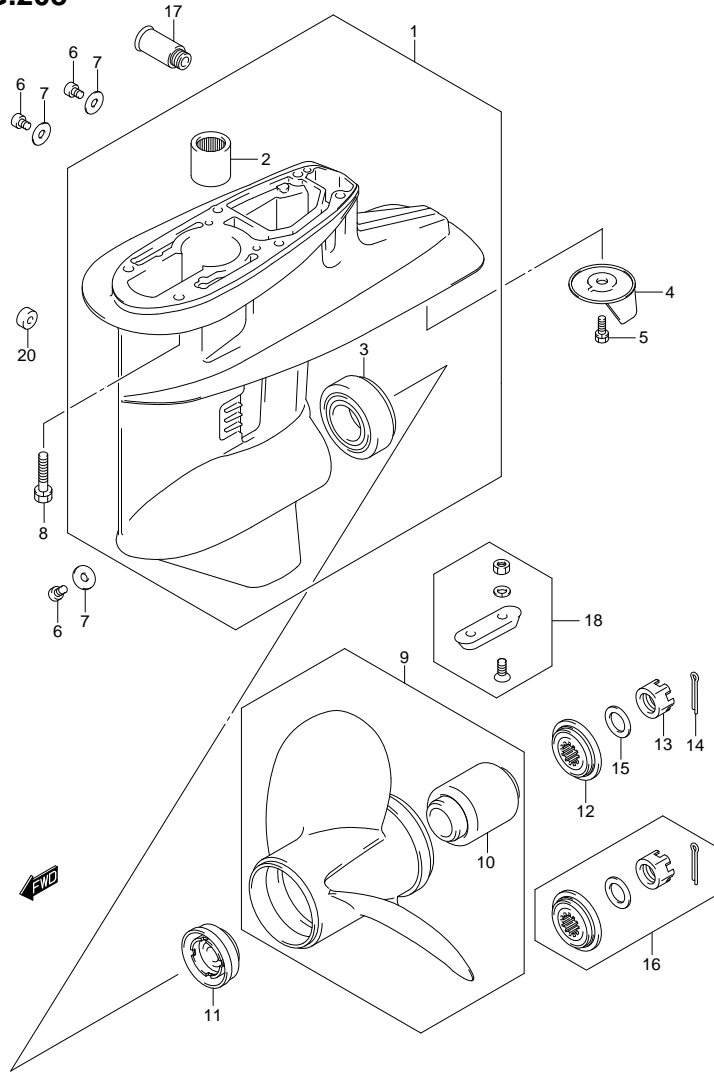


FIG. 208 (2-G-2) GEAR CASE (DF40A E1)

REF NO.	PART NO.	DESCRIPTION	Q'TY	REMARKS
1	55100-87J50-0EP	CASE ASSY, GEAR (BLACK)	1	
2	09263-22039	·BEARING (22X30X30)	1	
3	09265-30004	·BEARING (30X62X17.25)	1	
4	55125-95500	TAB, TRIM	1	
5	09117-08037	BOLT (8X16)	1	
6	09248-10008	PLUG	3	
7	09168-10022	GASKET (10X17X1.5)	3	
8	09116-08131	BOLT (8X45)	6	W/TRANSOM(S) W/TRANSOM(L)
9-1	58100-88L02-019	PROPELLER (3X11-1/2X9) (BLACK)	1	
9-2	58100-88L12-019	PROPELLER (3X11-1/2X10) (BLACK)	1	
9-3	58100-88L22-019	PROPELLER (3X11-1/2X11) (BLACK)	1	
9-4	58100-88L31-019	PROPELLER (3X11-5/8X12) (BLACK)	1	
9-5	58100-88L41-019	PROPELLER (3X11-1/2X13) (BLACK)	1	
9-6	58100-88L51-019	PROPELLER (3X11-3/8X14) (BLACK)	1	
9-7	58100-88L61-019	PROPELLER (3X11-1/4X15) (BLACK)	1	
9-8	58100-88L71-019	PROPELLER (3X11-1/8X16) (BLACK)	1	
9-9	58100-88L82-019	PROPELLER (3X11X17) (BLACK)	1	
10	58120-88L00	·BUSH, PROPELLER	1	
11	57632-95320	STOPPER, PROPELLER BUSH	1	
12	57633-94300	SPACER, PROPELLER NUT	1	
13	09141-18005	NUT	1	
14	09204-03003	PIN	1	
15	09160-18028	WASHER (18.5X31X1)	1	
16	57630-94300	KIT, PROPELLER NUT	1	OPT
17	55181-95200	ATTACHMENT, FLUSH HOSE	1	OPT
18	55300-95500	ZINK ASSY, PROTECTION	1	OPT
19	25700-88L00	SEALING KIT, GEAR CASE	1	OPT
				NOT ILLUSTRATED
20	55321-87J10	ANODE(MAGNESIUM)	1	OPT

FIG.209

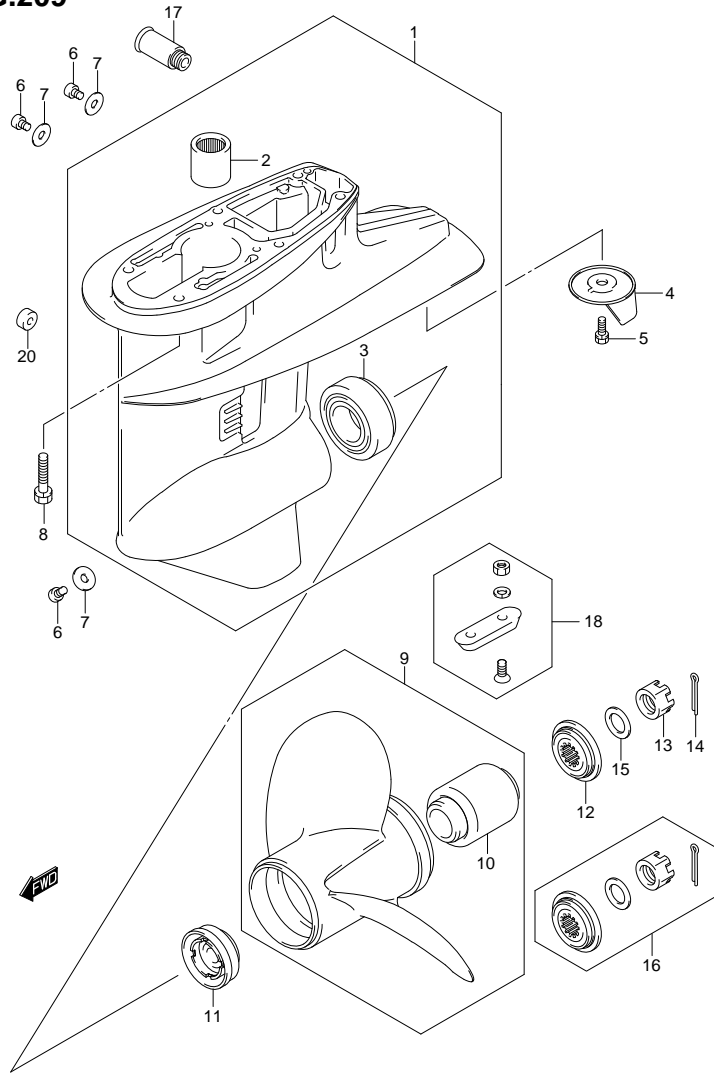


FIG.209 (2-G-3) GEAR CASE (DF40AQH E1)

REF NO.	PART NO.	DESCRIPTION	Q'TY	REMARKS
1	55100-87J50-0EP	CASE ASSY, GEAR (BLACK)	1	
2	09263-22039	·BEARING (22X30X30)	1	
3	09265-30004	·BEARING (30X62X17.25)	1	
4	55125-95500	TAB, TRIM	1	
5	09117-08037	BOLT (8X16)	1	
6	09248-10008	PLUG	3	
7	09168-10022	GASKET (10X17X1.5)	3	
8	09116-08131	BOLT (8X45)	6	
9-1	58100-88L02-019	PROPELLER (3X11-1/2X9) (BLACK)	1	
9-2	58100-88L12-019	PROPELLER (3X11-1/2X10) (BLACK)	1	
9-3	58100-88L22-019	PROPELLER (3X11-1/2X11) (BLACK)	1	
9-4	58100-88L31-019	PROPELLER (3X11-5/8X12) (BLACK)	1	
9-5	58100-88L41-019	PROPELLER (3X11-1/2X13) (BLACK)	1	
9-6	58100-88L51-019	PROPELLER (3X11-3/8X14) (BLACK)	1	
9-7	58100-88L61-019	PROPELLER (3X11-1/4X15) (BLACK)	1	
9-8	58100-88L71-019	PROPELLER (3X11-1/8X16) (BLACK)	1	
9-9	58100-88L82-019	PROPELLER (3X11X17) (BLACK)	1	
10	58120-88L00	·BUSH, PROPELLER	1	
11	57632-95320	STOPPER, PROPELLER BUSH	1	
12	57633-94300	SPACER, PROPELLER NUT	1	
13	09141-18005	NUT	1	
14	09204-03003	PIN	1	
15	09160-18028	WASHER (18.5X31X1)	1	
16	57630-94300	KIT, PROPELLER NUT	1	OPT
17	55181-95200	ATTACHMENT, FLUSH HOSE	1	OPT
18	55300-95500	ZINK ASSY, PROTECTION	1	OPT
19	25700-88L00	SEALING KIT, GEAR CASE	1	OPT
20	55321-87J10	ANODE(MAGNESIUM)	1	NOT ILLUSTRATED OPT

FIG.210

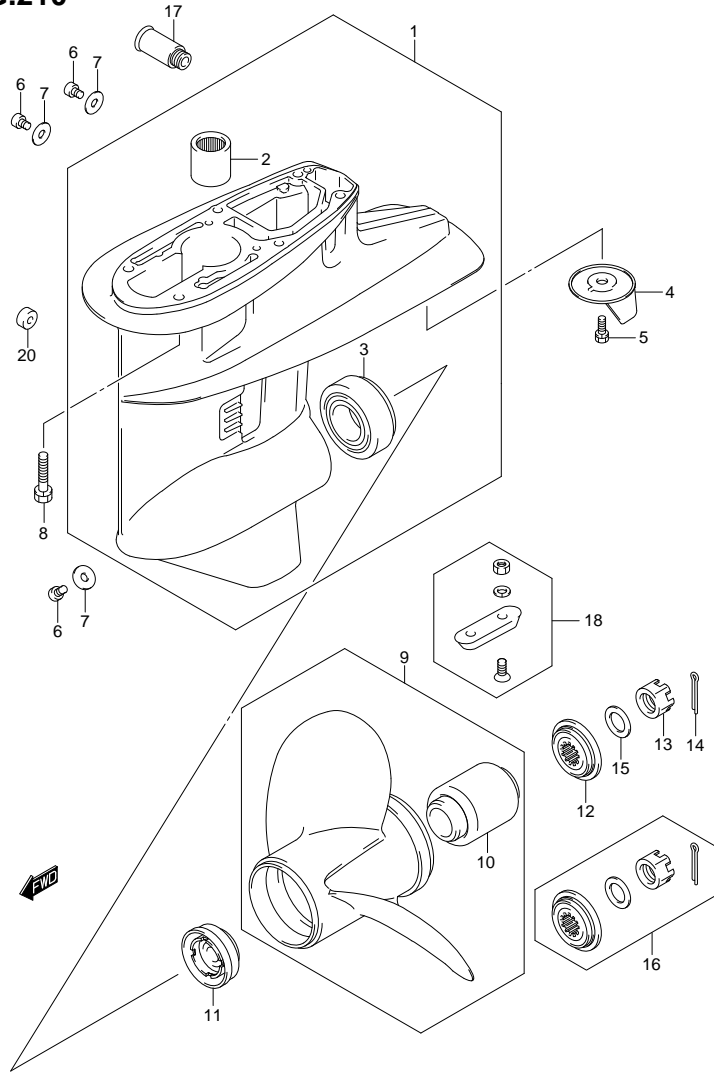


FIG.210 (2-G-4) GEAR CASE (DF40AST E34)

REF NO.	PART NO.	DESCRIPTION	Q'TY	REMARKS
1	55100-87J50-0EP	CASE ASSY, GEAR (BLACK)	1	
2	09263-22039	·BEARING (22X30X30)	1	
3	09265-30004	·BEARING (30X62X17.25)	1	
4	55125-95500	TAB, TRIM	1	
5	09117-08037	BOLT (8X16)	1	
6	09248-10008	PLUG	3	
7	09168-10022	GASKET (10X17X1.5)	3	
8	09116-08131	BOLT (8X45)	6	W/TRANSOM(S) W/TRANSOM(L)
9-1	58100-88L02-019	PROPELLER (3X11-1/2X9) (BLACK)	1	
9-2	58100-88L12-019	PROPELLER (3X11-1/2X10) (BLACK)	1	
9-3	58100-88L22-019	PROPELLER (3X11-1/2X11) (BLACK)	1	
9-4	58100-88L31-019	PROPELLER (3X11-5/8X12) (BLACK)	1	
9-5	58100-88L41-019	PROPELLER (3X11-1/2X13) (BLACK)	1	
9-6	58100-88L51-019	PROPELLER (3X11-3/8X14) (BLACK)	1	
9-7	58100-88L61-019	PROPELLER (3X11-1/4X15) (BLACK)	1	
9-8	58100-88L71-019	PROPELLER (3X11-1/8X16) (BLACK)	1	
9-9	58100-88L82-019	PROPELLER (3X11X17) (BLACK)	1	
10	58120-88L00	·BUSH, PROPELLER	1	
11	57632-95320	STOPPER, PROPELLER BUSH	1	
12	57633-94300	SPACER, PROPELLER NUT	1	
13	09141-18005	NUT	1	
14	09204-03003	PIN	1	
15	09160-18028	WASHER (18.5X31X1)	1	
16	57630-94300	KIT, PROPELLER NUT	1	OPT
17	55181-95200	ATTACHMENT, FLUSH HOSE	1	OPT
18	55300-95500	ZINK ASSY, PROTECTION	1	OPT
19	25700-88L00	SEALING KIT, GEAR CASE	1	OPT
				NOT ILLUSTRATED
20	55321-87J10	ANODE(MAGNESIUM)	1	OPT

FIG.211

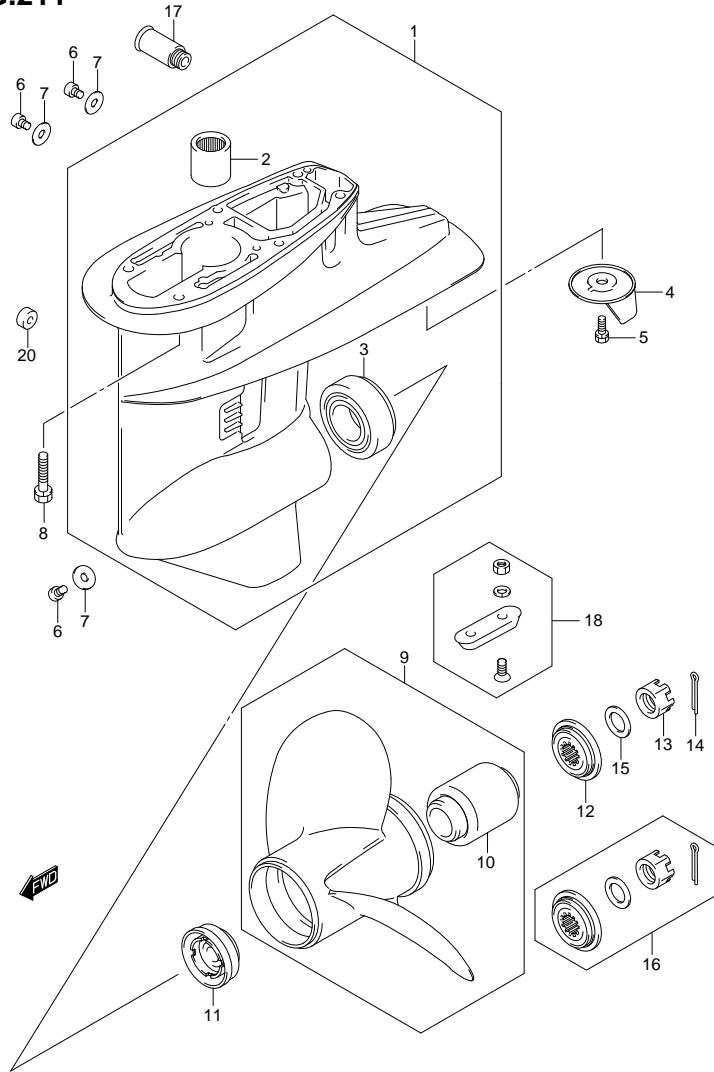


FIG. 211 (2-G-5) GEAR CASE (DF50A E1)

REF. NO.	PART NO.	DESCRIPTION	Q'TY	REMARKS
1	55100-87J50-0EP	CASE ASSY, GEAR (BLACK)	1	
2	09263-22039	·BEARING (22X30X30)	1	
3	09265-30004	·BEARING (30X62X17.25)	1	
4	55125-95500	TAB, TRIM	1	
5	09117-08037	BOLT (8X16)	1	
6	09248-10008	PLUG	3	
7	09168-10022	GASKET (10X17X1.5)	3	
8	09116-08131	BOLT (8X45)	6	W/TRANSOM(S) W/TRANSOM(L)
9-1	58100-88L02-019	PROPELLER (3X11-1/2X9) (BLACK)	1	
9-2	58100-88L12-019	PROPELLER (3X11-1/2X10) (BLACK)	1	
9-3	58100-88L22-019	PROPELLER (3X11-1/2X11) (BLACK)	1	
9-4	58100-88L31-019	PROPELLER (3X11-5/8X12) (BLACK)	1	
9-5	58100-88L41-019	PROPELLER (3X11-1/2X13) (BLACK)	1	
9-6	58100-88L51-019	PROPELLER (3X11-3/8X14) (BLACK)	1	
9-7	58100-88L61-019	PROPELLER (3X11-1/4X15) (BLACK)	1	
9-8	58100-88L71-019	PROPELLER (3X11-1/8X16) (BLACK)	1	
9-9	58100-88L82-019	PROPELLER (3X11X17) (BLACK)	1	
10	58120-88L00	·BUSH, PROPELLER	1	
11	57632-95320	STOPPER, PROPELLER BUSH	1	
12	57633-94300	SPACER, PROPELLER NUT	1	
13	09141-18005	NUT	1	
14	09204-03003	PIN	1	
15	09160-18028	WASHER (18.5X31X1)	1	
16	57630-94300	KIT, PROPELLER NUT	1	OPT
17	55181-95200	ATTACHMENT, FLUSH HOSE	1	OPT
18	55300-95500	ZINK ASSY, PROTECTION	1	OPT
19	25700-88L00	SEALING KIT, GEAR CASE	1	OPT
				NOT ILLUSTRATED
20	55321-87J10	ANODE(MAGNESIUM)	1	OPT

FIG.212

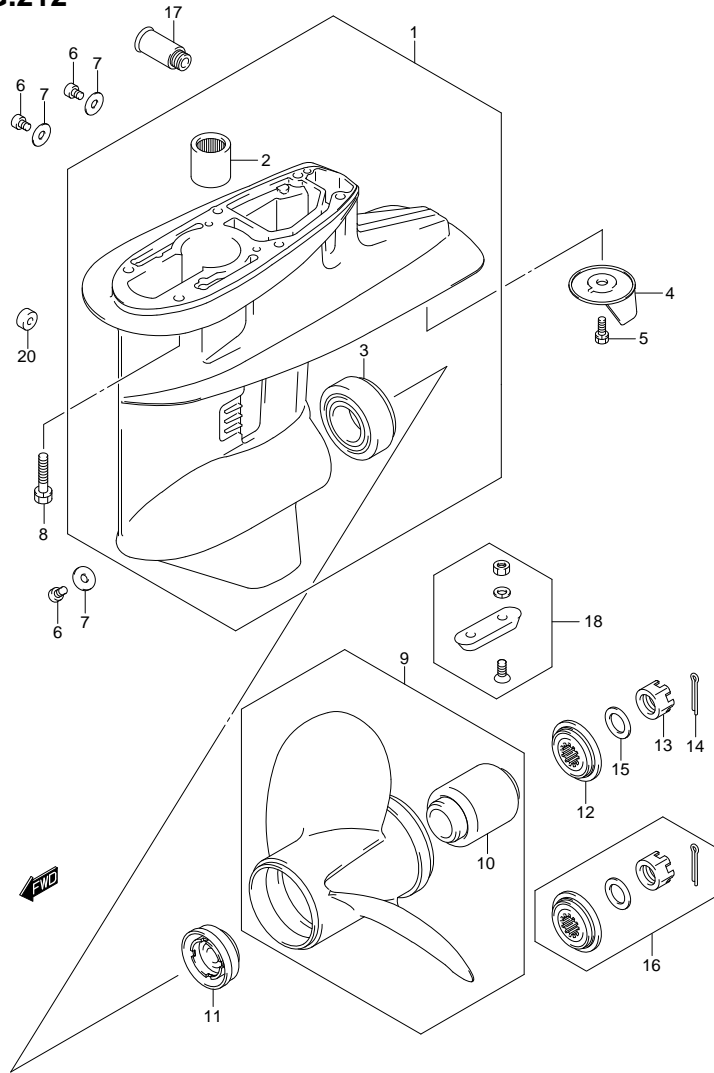


FIG. 212 (2-G-6) GEAR CASE (DF50ATH E1)

REF NO.	PART NO.	DESCRIPTION	Q'TY	REMARKS
1	55100-87J50-0EP	CASE ASSY, GEAR (BLACK)	1	
2	09263-22039	·BEARING (22X30X30)	1	
3	09265-30004	·BEARING (30X62X17.25)	1	
4	55125-95500	TAB, TRIM	1	
5	09117-08037	BOLT (8X16)	1	
6	09248-10008	PLUG	3	
7	09168-10022	GASKET (10X17X1.5)	3	
8	09116-08131	BOLT (8X45)	6	
9-1	58100-88L02-019	PROPELLER (3X11-1/2X9) (BLACK)	1	
9-2	58100-88L12-019	PROPELLER (3X11-1/2X10) (BLACK)	1	
9-3	58100-88L22-019	PROPELLER (3X11-1/2X11) (BLACK)	1	
9-4	58100-88L31-019	PROPELLER (3X11-5/8X12) (BLACK)	1	
9-5	58100-88L41-019	PROPELLER (3X11-1/2X13) (BLACK)	1	
9-6	58100-88L51-019	PROPELLER (3X11-3/8X14) (BLACK)	1	
9-7	58100-88L61-019	PROPELLER (3X11-1/4X15) (BLACK)	1	
9-8	58100-88L71-019	PROPELLER (3X11-1/8X16) (BLACK)	1	
9-9	58100-88L82-019	PROPELLER (3X11X17) (BLACK)	1	
10	58120-88L00	·BUSH, PROPELLER	1	
11	57632-95320	STOPPER, PROPELLER BUSH	1	
12	57633-94300	SPACER, PROPELLER NUT	1	
13	09141-18005	NUT	1	
14	09204-03003	PIN	1	
15	09160-18028	WASHER (18.5X31X1)	1	
16	57630-94300	KIT, PROPELLER NUT	1	OPT
17	55181-95200	ATTACHMENT, FLUSH HOSE	1	OPT
18	55300-95500	ZINK ASSY, PROTECTION	1	OPT
19	25700-88L00	SEALING KIT, GEAR CASE	1	OPT
20	55321-87J10	ANODE(MAGNESIUM)	1	NOT ILLUSTRATED OPT

FIG.213

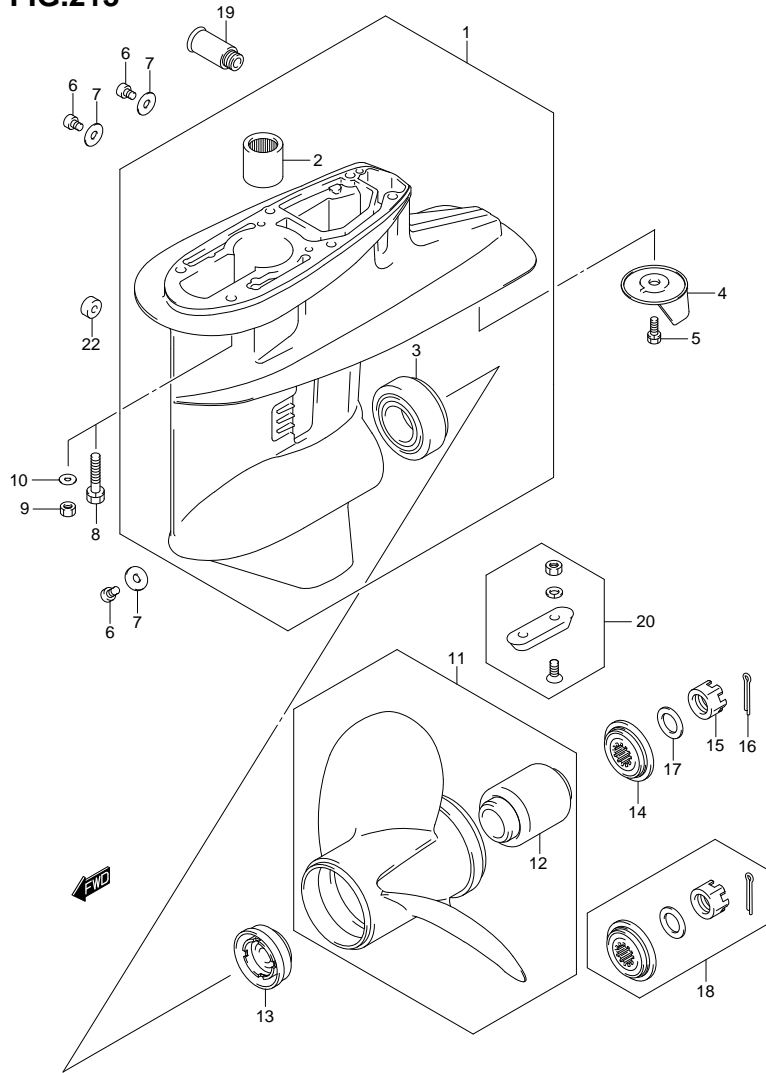


FIG. 213 (2-G-7) GEAR CASE (DF60A E1)

REF NO.	PART NO.	DESCRIPTION	Q'TY	REMARKS
1	55100-87J50-0EP	CASE ASSY, GEAR (BLACK)	1	
2	09263-22039	·BEARING (22X30X30)	1	
3	09265-30004	·BEARING (30X62X17.25)	1	
4	55125-95500	TAB, TRIM	1	
5	09117-08037	BOLT (8X16)	1	
6	09248-10008	PLUG	3	
7	09168-10022	GASKET (10X17X1.5)	3	
8	09116-08131	BOLT (8X45)	6	W/TRANSOM(S) W/TRANSOM(L)
9	09140-08023-XC0	NUT	6	W/TRANSOM(X)
10	09160-08082	WASHER (8.5X16X1.2)	6	W/TRANSOM(X)
11-1	58100-88L02-019	PROPELLER (3X11-1/2X9) (BLACK)	1	
11-2	58100-88L12-019	PROPELLER (3X11-1/2X10) (BLACK)	1	
11-3	58100-88L22-019	PROPELLER (3X11-1/2X11) (BLACK)	1	
11-4	58100-88L31-019	PROPELLER (3X11-5/8X12) (BLACK)	1	
11-5	58100-88L41-019	PROPELLER (3X11-1/2X13) (BLACK)	1	
11-6	58100-88L51-019	PROPELLER (3X11-3/8X14) (BLACK)	1	
11-7	58100-88L61-019	PROPELLER (3X11-1/4X15) (BLACK)	1	
11-8	58100-88L71-019	PROPELLER (3X11-1/8X16) (BLACK)	1	
11-9	58100-88L82-019	PROPELLER (3X11X17) (BLACK)	1	
12	58120-88L00	·BUSH, PROPELLER	1	
13	57632-95320	STOPPER, PROPELLER BUSH	1	
14	57633-94300	SPACER, PROPELLER NUT	1	
15	09141-18005	NUT	1	
16	09204-03003	PIN	1	
17	09160-18028	WASHER (18.5X31X1)	1	
18	57630-94300	KIT, PROPELLER NUT	1	OPT
19	55181-95200	ATTACHMENT, FLUSH HOSE	1	OPT
20	55300-95500	ZINK ASSY, PROTECTION	1	OPT
21	25700-88L00	SEALING KIT, GEAR CASE	1	OPT

NOT ILLUSTRATED

FIG.213

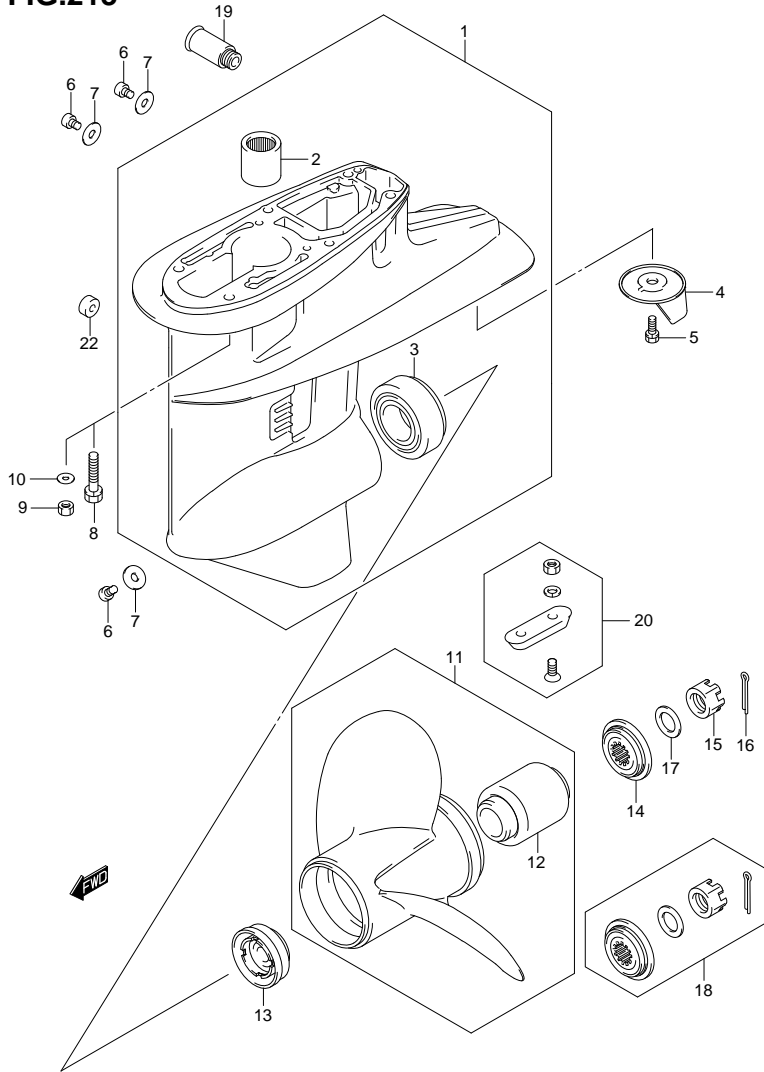


FIG. 213 (2-G-8) GEAR CASE (DF60A E1)

REF NO.	PART NO.	DESCRIPTION	Q' TY	REMARKS
22	55321-87J10	ANODE(MAGNESIUM)	1	OPT

FIG.214

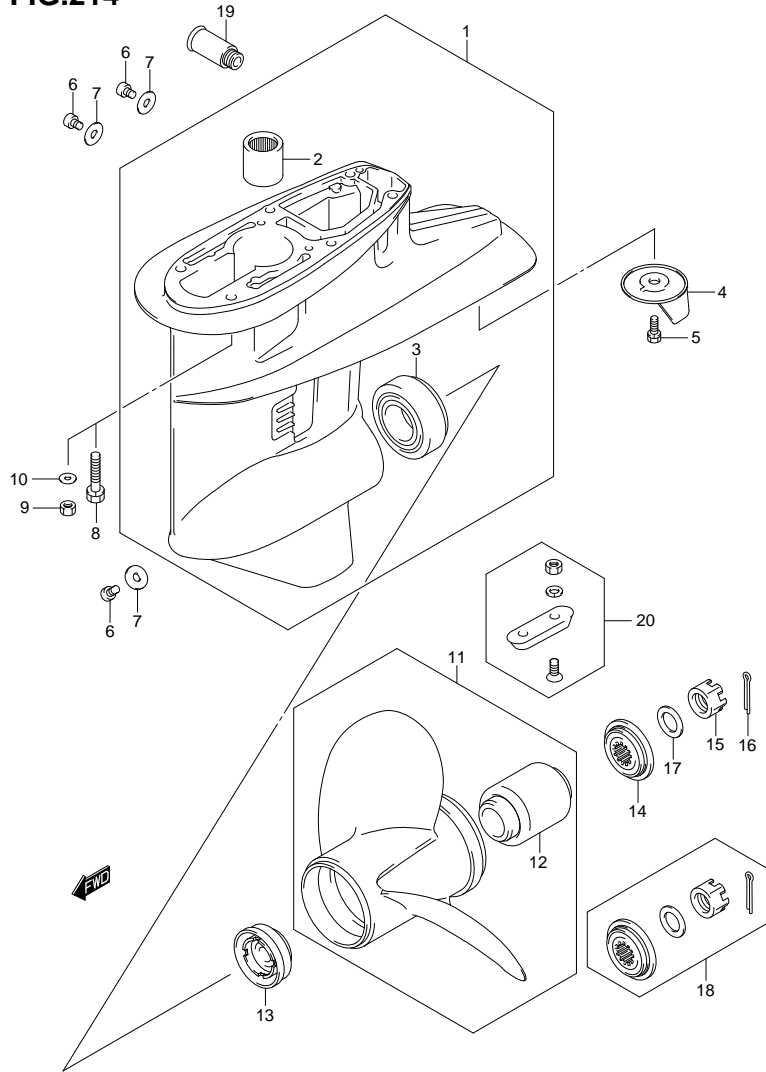


FIG.214 (2-G-9) GEAR CASE (DF60A E40)

REF NO.	PART NO.	DESCRIPTION	Q'TY	REMARKS
1	55100-87J50-0EP	CASE ASSY, GEAR (BLACK)	1	
2	09263-22039	·BEARING (22X30X30)	1	
3	09265-30004	·BEARING (30X62X17.25)	1	
4	55125-95500	TAB, TRIM	1	
5	09117-08037	BOLT (8X16)	1	
6	09248-10008	PLUG	3	
7	09168-10022	GASKET (10X17X1.5)	3	
8	09116-08131	BOLT (8X45)	6	W/TRANSOM(L)
9	09140-08023-XC0	NUT	6	W/TRANSOM(X)
10	09160-08082	WASHER (8.5X16X1.2)	6	W/TRANSOM(X)
11-1	58100-88L02-019	PROPELLER (3X11-1/2X9) (BLACK)	1	
11-2	58100-88L12-019	PROPELLER (3X11-1/2X10) (BLACK)	1	
11-3	58100-88L22-019	PROPELLER (3X11-1/2X11) (BLACK)	1	
11-4	58100-88L31-019	PROPELLER (3X11-5/8X12) (BLACK)	1	
11-5	58100-88L41-019	PROPELLER (3X11-1/2X13) (BLACK)	1	
11-6	58100-88L51-019	PROPELLER (3X11-3/8X14) (BLACK)	1	
11-7	58100-88L61-019	PROPELLER (3X11-1/4X15) (BLACK)	1	
11-8	58100-88L71-019	PROPELLER (3X11-1/8X16) (BLACK)	1	
11-9	58100-88L82-019	PROPELLER (3X11X17) (BLACK)	1	
12	58120-88L00	·BUSH, PROPELLER	1	
13	57632-95320	STOPPER, PROPELLER BUSH	1	
14	57633-94300	SPACER, PROPELLER NUT	1	
15	09141-18005	NUT	1	
16	09204-03003	PIN	1	
17	09160-18028	WASHER (18.5X31X1)	1	
18	57630-94300	KIT, PROPELLER NUT	1	OPT
19	55181-95200	ATTACHMENT, FLUSH HOSE	1	OPT
20	55300-95500	ZINK ASSY, PROTECTION	1	OPT
21	25700-88L00	SEALING KIT, GEAR CASE	1	OPT

NOT ILLUSTRATED

FIG.215

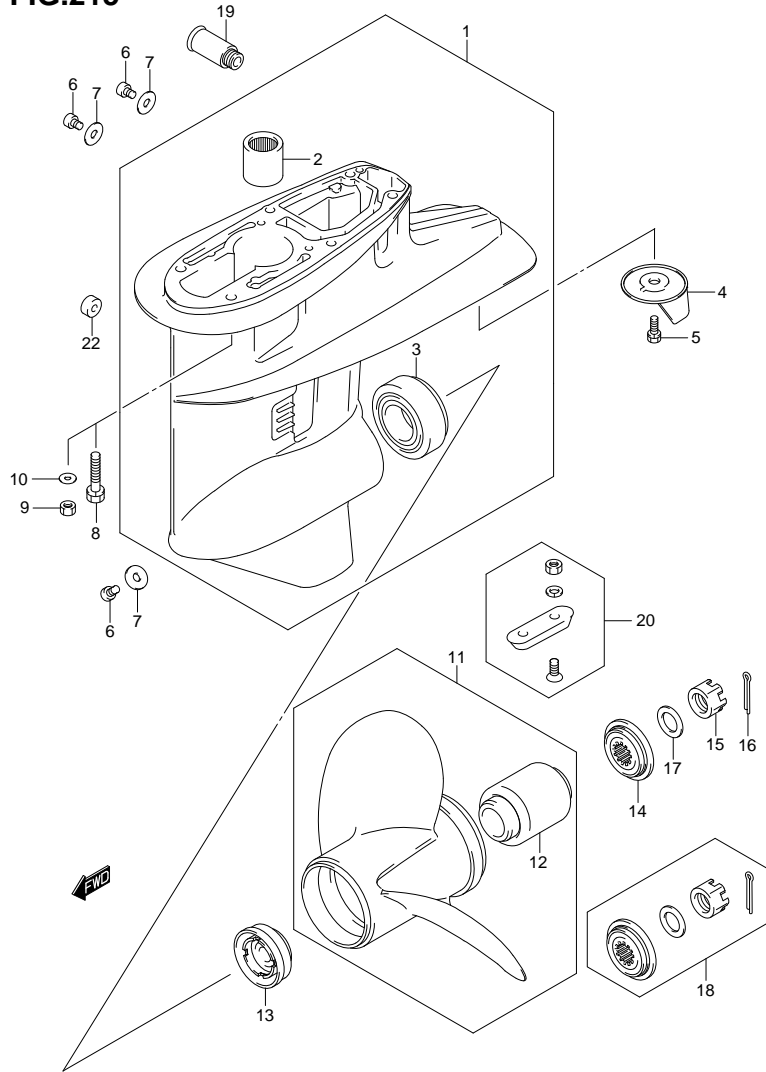


FIG.215 (2-G-10) GEAR CASE (DF60AQH E1)

REF NO.	PART NO.	DESCRIPTION	Q'TY	REMARKS
1	55100-87J50-0EP	CASE ASSY, GEAR (BLACK)	1	
2	09263-22039	·BEARING (22X30X30)	1	
3	09265-30004	·BEARING (30X62X17.25)	1	
4	55125-95500	TAB, TRIM	1	
5	09117-08037	BOLT (8X16)	1	
6	09248-10008	PLUG	3	
7	09168-10022	GASKET (10X17X1.5)	3	
8	09116-08131	BOLT (8X45)	6	W/TRANSOM(L)
9	09140-08023-XCO	NUT	6	W/TRANSOM(X)
10	09160-08082	WASHER (8.5X16X1.2)	6	W/TRANSOM(X)
11-1	58100-88L02-019	PROPELLER (3X11-1/2X9) (BLACK)	1	
11-2	58100-88L12-019	PROPELLER (3X11-1/2X10) (BLACK)	1	
11-3	58100-88L22-019	PROPELLER (3X11-1/2X11) (BLACK)	1	
11-4	58100-88L31-019	PROPELLER (3X11-5/8X12) (BLACK)	1	
11-5	58100-88L41-019	PROPELLER (3X11-1/2X13) (BLACK)	1	
11-6	58100-88L51-019	PROPELLER (3X11-3/8X14) (BLACK)	1	
11-7	58100-88L61-019	PROPELLER (3X11-1/4X15) (BLACK)	1	
11-8	58100-88L71-019	PROPELLER (3X11-1/8X16) (BLACK)	1	
11-9	58100-88L82-019	PROPELLER (3X11X17) (BLACK)	1	
12	58120-88L00	·BUSH, PROPELLER	1	
13	57632-95320	STOPPER, PROPELLER BUSH	1	
14	57633-94300	SPACER, PROPELLER NUT	1	
15	09141-18005	NUT	1	
16	09204-03003	PIN	1	
17	09160-18028	WASHER (18.5X31X1)	1	
18	57630-94300	KIT, PROPELLER NUT	1	OPT
19	55181-95200	ATTACHMENT, FLUSH HOSE	1	OPT
20	55300-95500	ZINK ASSY, PROTECTION	1	OPT
21	25700-88L00	SEALING KIT, GEAR CASE	1	OPT

NOT ILLUSTRATED

FIG.215

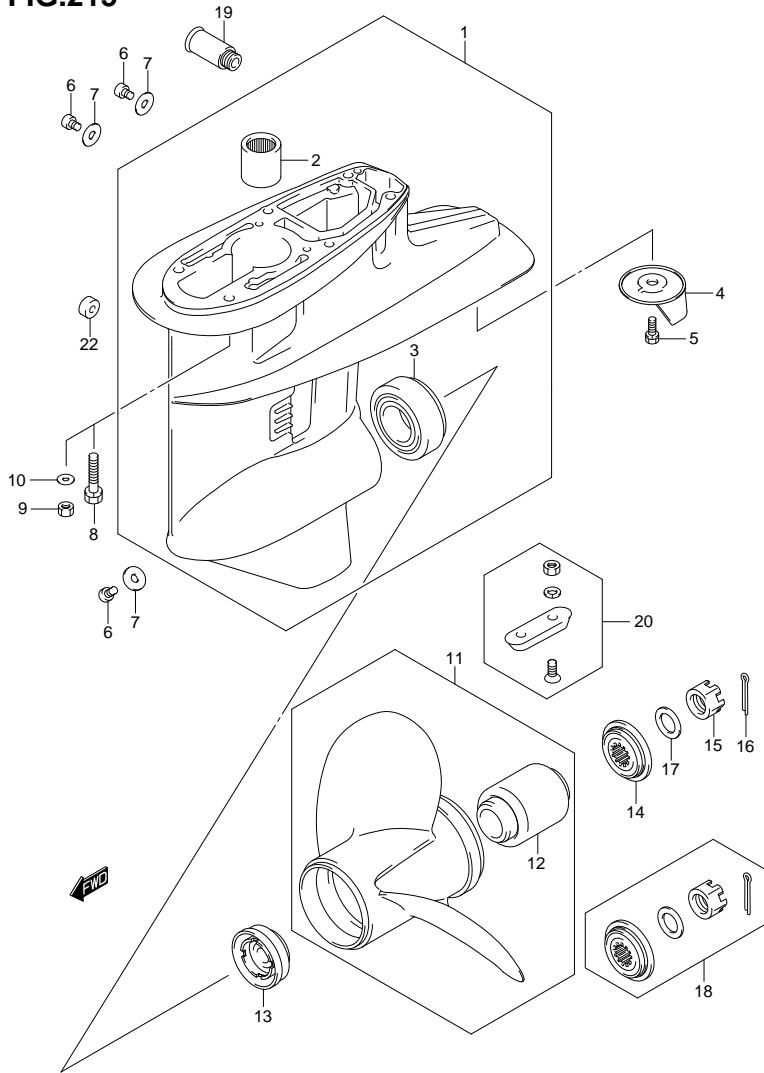


FIG. 215 (2-G-11) GEAR CASE (DF60AQH E1)

REF NO.	PART NO.	DESCRIPTION	Q' TY	REMARKS
22	55321-87J10	ANODE(MAGNESIUM)	1 OPT	

FIG.216

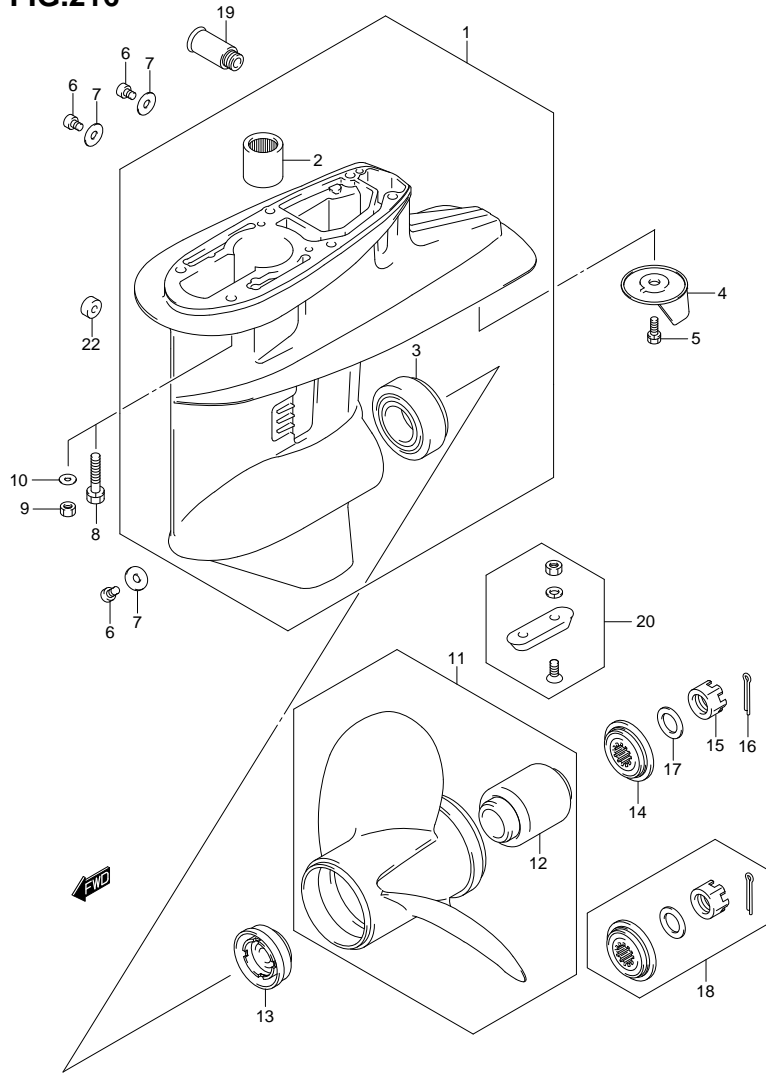


FIG.216 (2-G-12) GEAR CASE (DF60AQH E40)

REF NO.	PART NO.	DESCRIPTION	Q'TY	REMARKS
1	55100-87J50-0EP	CASE ASSY, GEAR (BLACK)	1	
2	09263-22039	·BEARING (22X30X30)	1	
3	09265-30004	·BEARING (30X62X17.25)	1	
4	55125-95500	TAB, TRIM	1	
5	09117-08037	BOLT (8X16)	1	
6	09248-10008	PLUG	3	
7	09168-10022	GASKET (10X17X1.5)	3	
8	09116-08131	BOLT (8X45)	6	W/TRANSOM(L)
9	09140-08023-XCO	NUT	6	W/TRANSOM(X)
10	09160-08082	WASHER (8.5X16X1.2)	6	W/TRANSOM(X)
11-1	58100-88L02-019	PROPELLER (3X11-1/2X9) (BLACK)	1	
11-2	58100-88L12-019	PROPELLER (3X11-1/2X10) (BLACK)	1	
11-3	58100-88L22-019	PROPELLER (3X11-1/2X11) (BLACK)	1	
11-4	58100-88L31-019	PROPELLER (3X11-5/8X12) (BLACK)	1	
11-5	58100-88L41-019	PROPELLER (3X11-1/2X13) (BLACK)	1	
11-6	58100-88L51-019	PROPELLER (3X11-3/8X14) (BLACK)	1	
11-7	58100-88L61-019	PROPELLER (3X11-1/4X15) (BLACK)	1	
11-8	58100-88L71-019	PROPELLER (3X11-1/8X16) (BLACK)	1	
11-9	58100-88L82-019	PROPELLER (3X11X17) (BLACK)	1	
12	58120-88L00	·BUSH, PROPELLER	1	
13	57632-95320	STOPPER, PROPELLER BUSH	1	
14	57633-94300	SPACER, PROPELLER NUT	1	
15	09141-18005	NUT	1	
16	09204-03003	PIN	1	
17	09160-18028	WASHER (18.5X31X1)	1	
18	57630-94300	KIT, PROPELLER NUT	1	OPT
19	55181-95200	ATTACHMENT, FLUSH HOSE	1	OPT
20	55300-95500	ZINK ASSY, PROTECTION	1	OPT
21	25700-88L00	SEALING KIT, GEAR CASE	1	OPT

NOT ILLUSTRATED

FIG.216

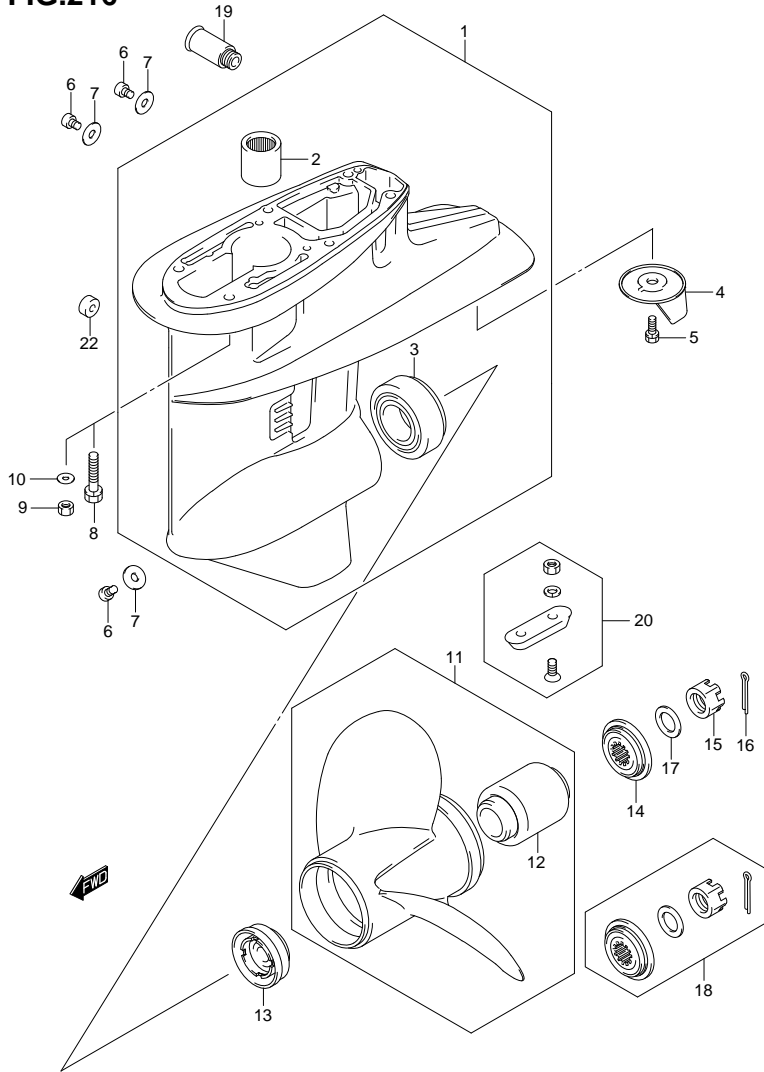


FIG. 216 (2-G-13) GEAR CASE (DF60AQH E40)

REF NO.	PART NO.	DESCRIPTION	Q' TY	REMARKS
22	55321-87J10	ANODE(MAGNESIUM)	1 OPT	

FIG.217

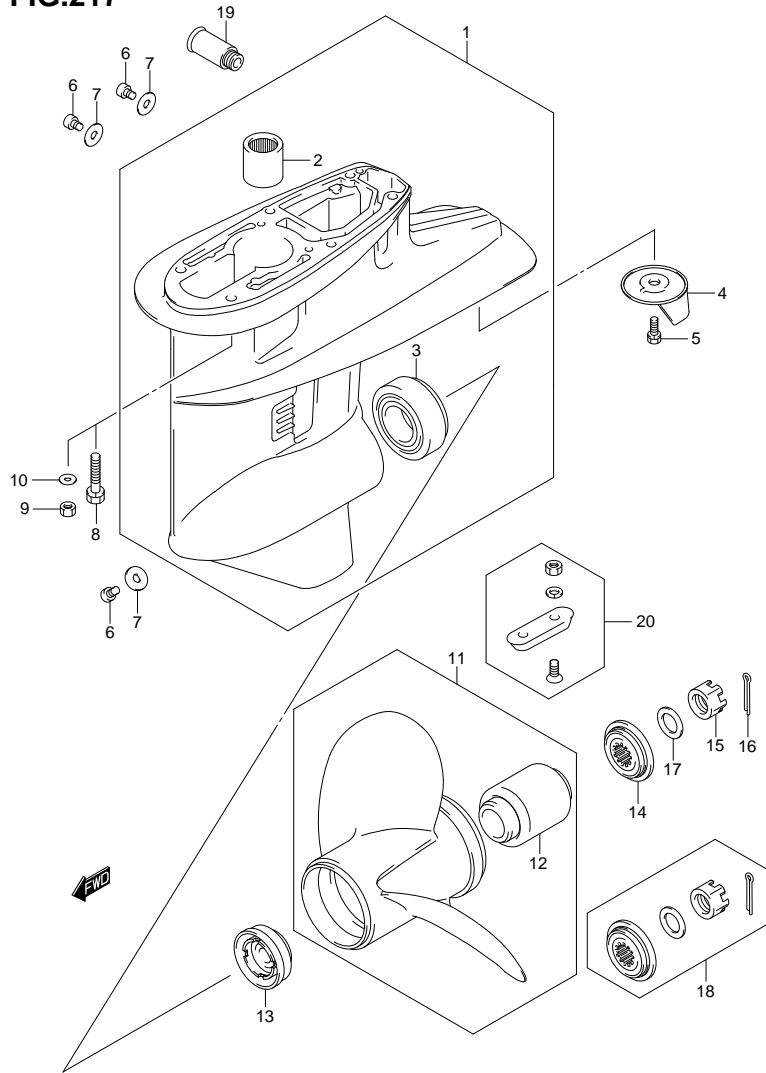


FIG. 217 (2-G-14) GEAR CASE (DF60ATH E1)

REF. NO.	PART NO.	DESCRIPTION	Q' TY	REMARKS
1	55100-87J50-0EP	CASE ASSY, GEAR (BLACK)	1	
2	09263-22039	·BEARING (22X30X30)	1	
3	09265-30004	·BEARING (30X62X17.25)	1	
4	55125-95500	TAB, TRIM	1	
5	09117-08037	BOLT (8X16)	1	
6	09248-10008	PLUG	3	
7	09168-10022	GASKET (10X17X1.5)	3	
8	09116-08131	BOLT (8X45)	6	W/TRANSOM(L)
9	09140-08023-XC0	NUT	6	W/TRANSOM(X)
10	09160-08082	WASHER (8.5X16X1.2)	6	W/TRANSOM(X)
11-1	58100-88L02-019	PROPELLER (3X11-1/2X9) (BLACK)	1	
11-2	58100-88L12-019	PROPELLER (3X11-1/2X10) (BLACK)	1	
11-3	58100-88L22-019	PROPELLER (3X11-1/2X11) (BLACK)	1	
11-4	58100-88L31-019	PROPELLER (3X11-5/8X12) (BLACK)	1	
11-5	58100-88L41-019	PROPELLER (3X11-1/2X13) (BLACK)	1	
11-6	58100-88L51-019	PROPELLER (3X11-3/8X14) (BLACK)	1	
11-7	58100-88L61-019	PROPELLER (3X11-1/4X15) (BLACK)	1	
11-8	58100-88L71-019	PROPELLER (3X11-1/8X16) (BLACK)	1	
11-9	58100-88L82-019	PROPELLER (3X11X17) (BLACK)	1	
12	58120-88L00	·BUSH, PROPELLER	1	
13	57632-95320	STOPPER, PROPELLER BUSH	1	
14	57633-94300	SPACER, PROPELLER NUT	1	
15	09141-18005	NUT	1	
16	09204-03003	PIN	1	
17	09160-18028	WASHER (18.5X31X1)	1	
18	57630-94300	KIT, PROPELLER NUT	1	OPT
19	55181-95200	ATTACHMENT, FLUSH HOSE	1	OPT
20	55300-95500	ZINK ASSY, PROTECTION	1	OPT
21	25700-88L00	SEALING KIT, GEAR CASE	1	OPT

NOT ILLUSTRATED

FIG.218

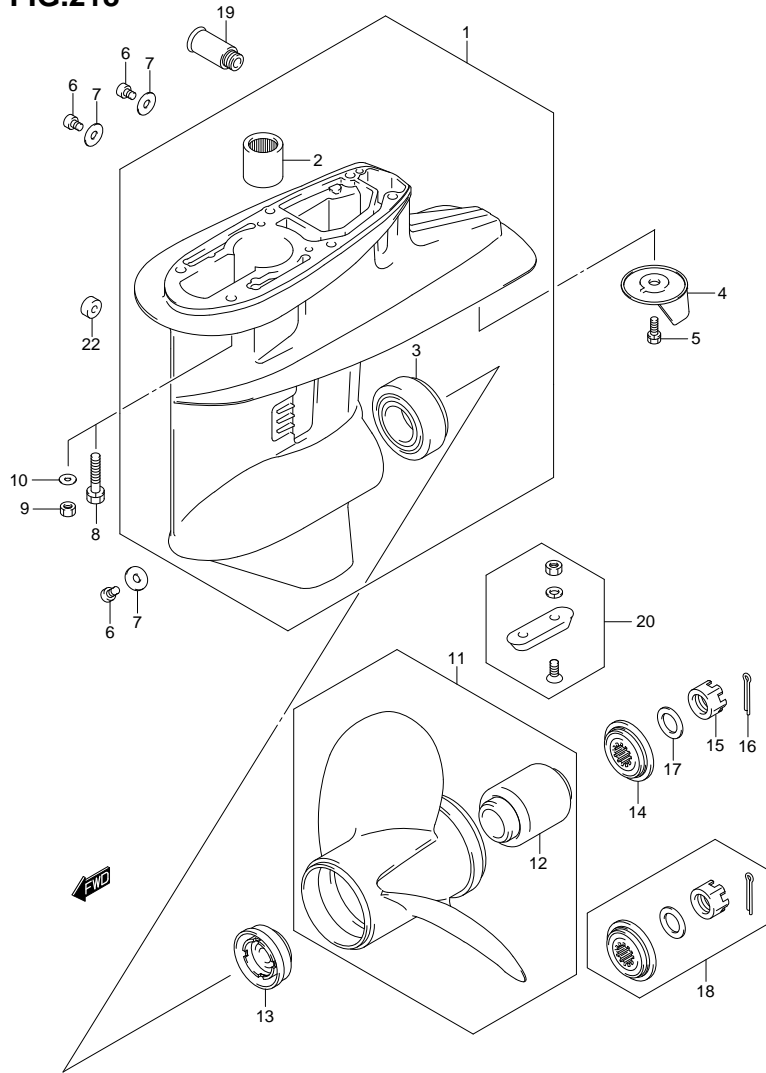


FIG.218 (2-G-15) GEAR CASE (DF60ATH E40)

REF NO.	PART NO.	DESCRIPTION	Q'TY	REMARKS
1	55100-87J50-0EP	CASE ASSY, GEAR (BLACK)	1	
2	09263-22039	·BEARING (22X30X30)	1	
3	09265-30004	·BEARING (30X62X17.25)	1	
4	55125-95500	TAB, TRIM	1	
5	09117-08037	BOLT (8X16)	1	
6	09248-10008	PLUG	3	
7	09168-10022	GASKET (10X17X1.5)	3	
8	09116-08131	BOLT (8X45)	6	W/TRANSOM(L)
9	09140-08023-XCO	NUT	6	W/TRANSOM(X)
10	09160-08082	WASHER (8.5X16X1.2)	6	W/TRANSOM(X)
11-1	58100-88L02-019	PROPELLER (3X11-1/2X9) (BLACK)	1	
11-2	58100-88L12-019	PROPELLER (3X11-1/2X10) (BLACK)	1	
11-3	58100-88L22-019	PROPELLER (3X11-1/2X11) (BLACK)	1	
11-4	58100-88L31-019	PROPELLER (3X11-5/8X12) (BLACK)	1	
11-5	58100-88L41-019	PROPELLER (3X11-1/2X13) (BLACK)	1	
11-6	58100-88L51-019	PROPELLER (3X11-3/8X14) (BLACK)	1	
11-7	58100-88L61-019	PROPELLER (3X11-1/4X15) (BLACK)	1	
11-8	58100-88L71-019	PROPELLER (3X11-1/8X16) (BLACK)	1	
11-9	58100-88L82-019	PROPELLER (3X11X17) (BLACK)	1	
12	58120-88L00	·BUSH, PROPELLER	1	
13	57632-95320	STOPPER, PROPELLER BUSH	1	
14	57633-94300	SPACER, PROPELLER NUT	1	
15	09141-18005	NUT	1	
16	09204-03003	PIN	1	
17	09160-18028	WASHER (18.5X31X1)	1	
18	57630-94300	KIT, PROPELLER NUT	1	OPT
19	55181-95200	ATTACHMENT, FLUSH HOSE	1	OPT
20	55300-95500	ZINK ASSY, PROTECTION	1	OPT
21	25700-88L00	SEALING KIT, GEAR CASE	1	OPT

NOT ILLUSTRATED

FIG.218

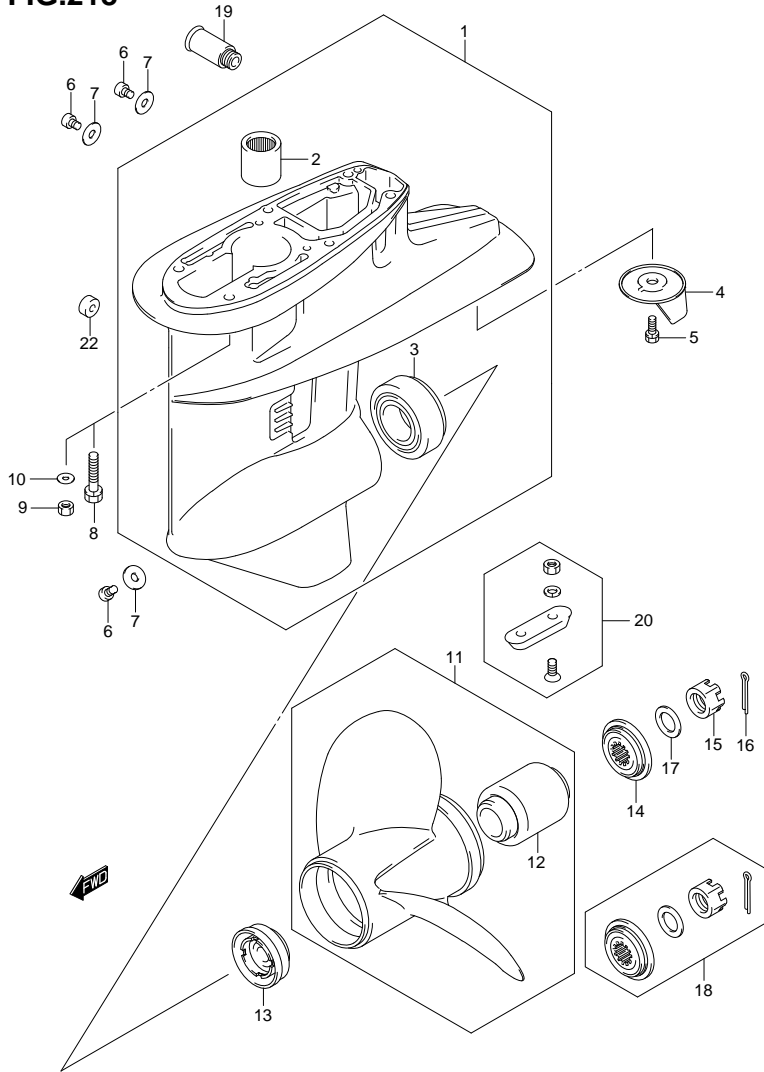


FIG. 218 (2-H-2) GEAR CASE (DF60ATH E40)

REF NO.	PART NO.	DESCRIPTION	Q'TY	REMARKS
22	55321-87J10	ANODE(MAGNESIUM)	1	OPT

FIG.219

FIG.219 (2-H-3) SIDE COVER (DF40A E1)

REF NO.	PART NO.	DESCRIPTION	Q'TY	REMARKS
1	61112-88L10	RUBBER, SIDE COVER	1	
2	61134-88L00	SEAL, SIDE COVER	1	
3-1	61811-88L10-0EP	COVER, SIDE STBD (BLACK)	1	W/TRANSOM(S)
3-2	61811-88L00-0EP	COVER, SIDE STBD (BLACK)	1	W/TRANSOM(L)
4-1	61821-88L10-0EP	COVER, SIDE PORT (S) (BLACK)	1	W/TRANSOM(S)
4-2	61821-88L00-0EP	COVER, SIDE PORT (BLACK)	1	W/TRANSOM(L)
5-1	61815-99J00	SCREW, SIDE COVER (W/WASHER)(6X35)	9	W/TRANSOM(S)
5-2	61815-99J00	SCREW, SIDE COVER (W/WASHER)(6X35)	10	W/TRANSOM(L)
6	61151-88L00	CUSHION, SIDE COVER	1	
7	61831-88L00-0EP	PANEL, FRONT (BLACK)	1	
8	09118-08127	BOLT (8X40)	2	
9	09169-08039	WASHER	2	
10	09320-11013	CUSHION	2	
11	61412-88L00	HOOK, FRONT PANEL	1	
12	03542-05169	SCREW	2	
13	61632-93J00	SHAFT, ENGINE COVER HOOK	1	
14	61641-88L00	HOOK, ENGINE COVER	1	
15	09116-06127	BOLT (6X12)	1	
16	61633-88L00	LEVER, HOOK REAR	1	
17	09160-13014	WASHER (13.2X25X1)	1	
18	09164-14008	WASHER	1	
19	09202-04022	PIN	1	
20	09306-13007	BUSH	1	
21	09352-50901-600	HOSE (5X9X600)	1	L:600->20
22	61673-93J10	LATCH, HOOK LEVER	1	
23	01550-05107	BOLT	2	
24	61124-88L10	GROMMET, REMOCON CABLE	1	
25	09407-25402	CLAMP (L:248)	1	

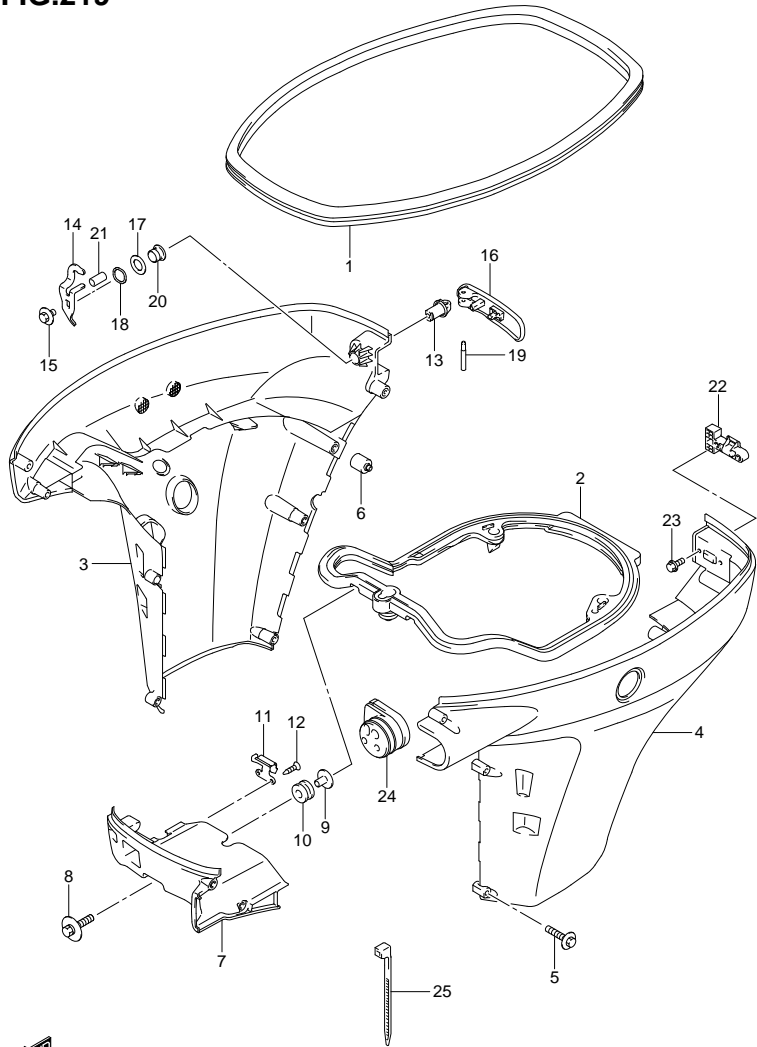


FIG.220

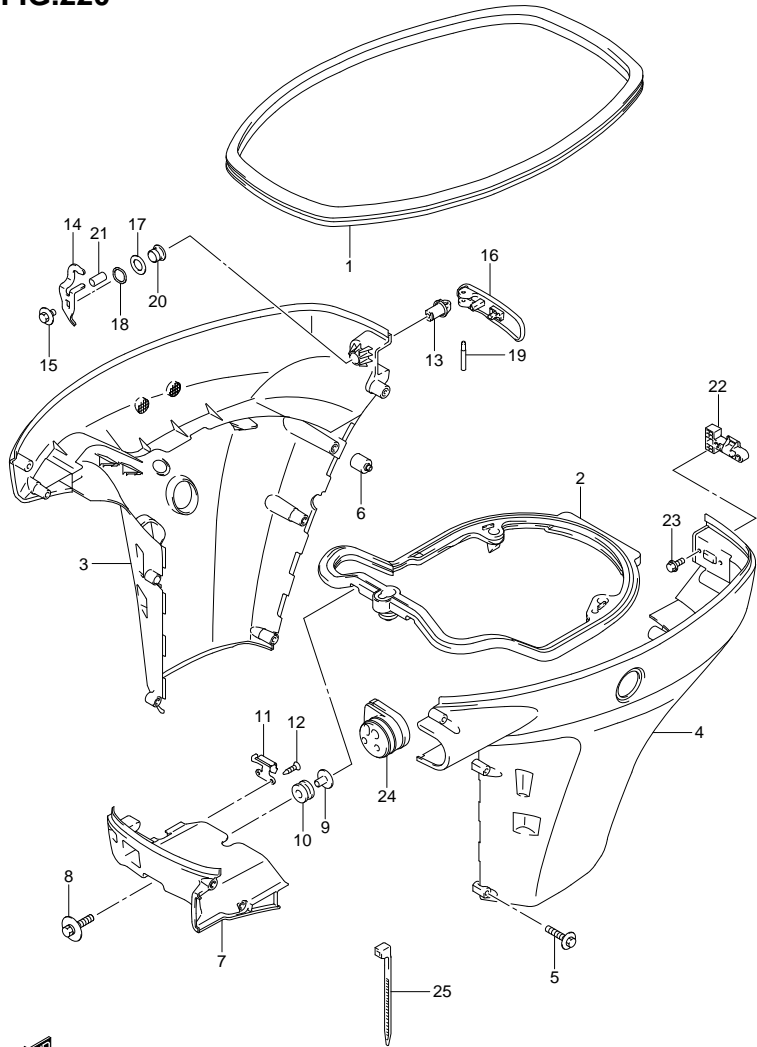


FIG.220 (2-H-4) SIDE COVER (DF40AQH E1)

REF NO.	PART NO.	DESCRIPTION	Q'TY	REMARKS
1	61112-88L10	RUBBER, SIDE COVER	1	
2	61134-88L00	SEAL, SIDE COVER	1	
3	61811-88L00-0EP	COVER, SIDE STBD (BLACK)	1	
4	61821-88L00-0EP	COVER, SIDE PORT (BLACK)	1	
5	61815-99J00	SCREW, SIDE COVER (W/WASHER)(6X35)	10	
6	61151-88L00	CUSHION, SIDE COVER	1	
7	61831-88L00-0EP	PANEL, FRONT (BLACK)	1	
8	09118-08127	BOLT (8X40)	2	
9	09169-08039	WASHER	2	
10	09320-11013	CUSHION	2	
11	61412-88L00	HOOK, FRONT PANEL	1	
12	03542-05169	SCREW	2	
13	61632-93J00	SHAFT, ENGINE COVER HOOK	1	
14	61641-88L00	HOOK, ENGINE COVER	1	
15	09116-06127	BOLT (6X12)	1	
16	61633-88L00	LEVER, HOOK REAR	1	
17	09160-13014	WASHER (13.2X25X1)	1	
18	09164-14008	WASHER	1	
19	09202-04022	PIN	1	
20	09306-13007	BUSH	1	
21	09352-50901-600	HOSE (5X9X600)	1	L:600→20
22	61673-93J10	LATCH, HOOK LEVER	1	
23	01550-05107	BOLT	2	
24	61124-88L10	GROMMET, REMOCON CABLE	1	
25	09407-25402	CLAMP (L:248)	1	

FIG.221

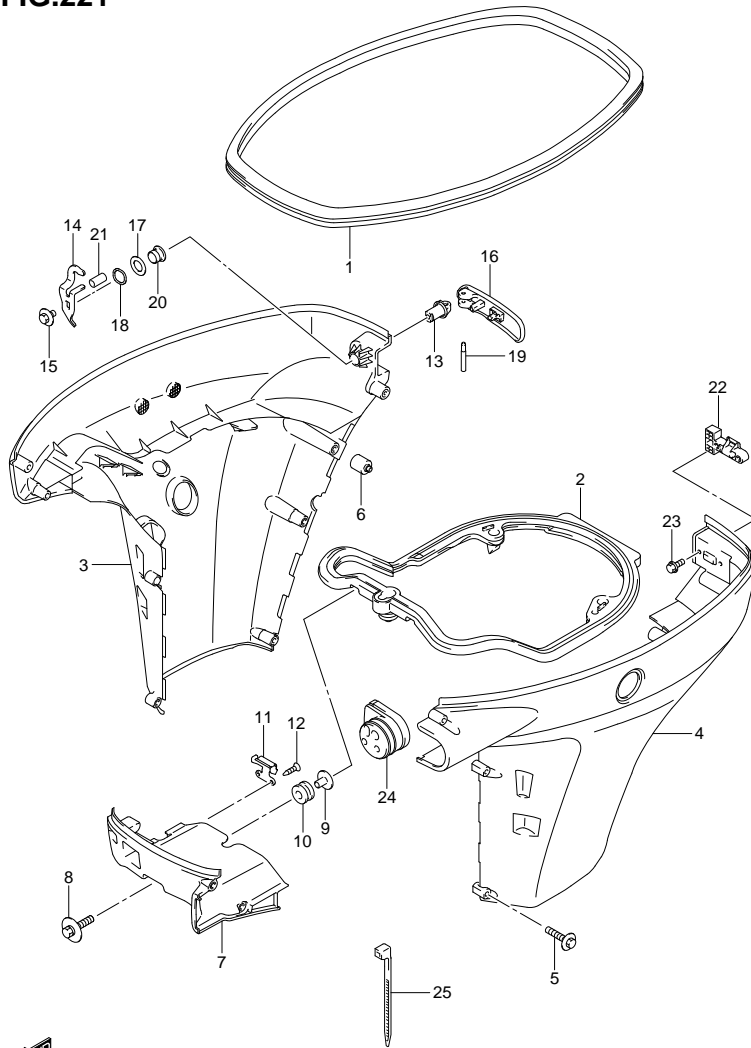


FIG.221 (2-H-5) SIDE COVER (DF40AST E34)

REF NO.	PART NO.	DESCRIPTION	Q'TY	REMARKS
1	61112-88L10	RUBBER, SIDE COVER	1	
2	61134-88L00	SEAL, SIDE COVER	1	
3-1	61811-88L10-0EP	COVER, SIDE STBD (BLACK)	1	W/TRANSOM(S)
3-2	61811-88L00-0EP	COVER, SIDE STBD (BLACK)	1	W/TRANSOM(L)
4-1	61821-88L10-0EP	COVER, SIDE PORT (S) (BLACK)	1	W/TRANSOM(S)
4-2	61821-88L00-0EP	COVER, SIDE PORT (BLACK)	1	W/TRANSOM(L)
5-1	61815-99J00	SCREW, SIDE COVER (W/WASHER)(6X35)	9	W/TRANSOM(S)
5-2	61815-99J00	SCREW, SIDE COVER (W/WASHER)(6X35)	10	W/TRANSOM(L)
6	61151-88L00	CUSHION, SIDE COVER	1	
7	61831-88L00-0EP	PANEL, FRONT (BLACK)	1	
8	09118-08127	BOLT (8X40)	2	
9	09169-08039	WASHER	2	
10	09320-11013	CUSHION	2	
11	61412-88L00	HOOK, FRONT PANEL	1	
12	03542-05169	SCREW	2	
13	61632-93J00	SHAFT, ENGINE COVER HOOK	1	
14	61641-88L00	HOOK, ENGINE COVER	1	
15	09116-06127	BOLT (6X12)	1	
16	61633-88L00	LEVER, HOOK REAR	1	
17	09160-13014	WASHER (13.2X25X1)	1	
18	09164-14008	WASHER	1	
19	09202-04022	PIN	1	
20	09306-13007	BUSH	1	
21	09352-50901-600	HOSE (5X9X600)	1	L:600->20
22	61673-93J10	LATCH, HOOK LEVER	1	
23	01550-05107	BOLT	2	
24	61124-88L10	GROMMET, REMOCON CABLE	1	
25	09407-25402	CLAMP (L:248)	1	



FIG.222

FIG.222 (2-H-6) SIDE COVER (DF50A E1)

REF NO.	PART NO.	DESCRIPTION	Q'TY	REMARKS
1	61112-88L10	RUBBER, SIDE COVER	1	
2	61134-88L00	SEAL, SIDE COVER	1	
3-1	61811-88L10-0EP	COVER, SIDE STBD (BLACK)	1	W/TRANSOM(S)
3-2	61811-88L00-0EP	COVER, SIDE STBD (BLACK)	1	W/TRANSOM(L)
4-1	61821-88L10-0EP	COVER, SIDE PORT (S) (BLACK)	1	W/TRANSOM(S)
4-2	61821-88L00-0EP	COVER, SIDE PORT (BLACK)	1	W/TRANSOM(L)
5-1	61815-99J00	SCREW, SIDE COVER (W/WASHER)(6X35)	9	W/TRANSOM(S)
5-2	61815-99J00	SCREW, SIDE COVER (W/WASHER)(6X35)	10	W/TRANSOM(L)
6	61151-88L00	CUSHION, SIDE COVER	1	
7	61831-88L00-0EP	PANEL, FRONT (BLACK)	1	
8	09118-08127	BOLT (8X40)	2	
9	09169-08039	WASHER	2	
10	09320-11013	CUSHION	2	
11	61412-88L00	HOOK, FRONT PANEL	1	
12	03542-05169	SCREW	2	
13	61632-93J00	SHAFT, ENGINE COVER HOOK	1	
14	61641-88L00	HOOK, ENGINE COVER	1	
15	09116-06127	BOLT (6X12)	1	
16	61633-88L00	LEVER, HOOK REAR	1	
17	09160-13014	WASHER (13.2X25X1)	1	
18	09164-14008	WASHER	1	
19	09202-04022	PIN	1	
20	09306-13007	BUSH	1	
21	09352-50901-600	HOSE (5X9X600)	1	L:600->20
22	61673-93J10	LATCH, HOOK LEVER	1	
23	01550-05107	BOLT	2	
24	61124-88L10	GROMMET, REMOCON CABLE	1	
25	09407-25402	CLAMP (L:248)	1	

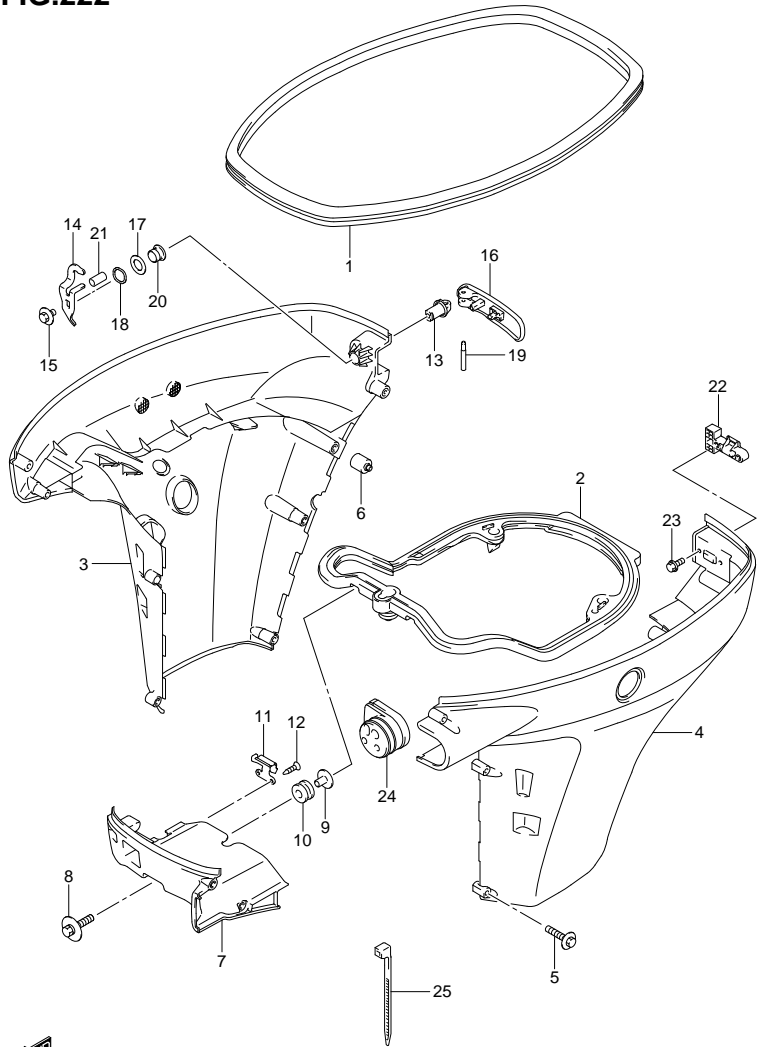


FIG.223

FIG. 223 (2-H-7) SIDE COVER (DF50ATH E1)

REF NO.	PART NO.	DESCRIPTION	Q'TY	REMARKS
1	61112-88L10	RUBBER, SIDE COVER	1	
2	61134-88L00	SEAL, SIDE COVER	1	
3	61811-88L00-0EP	COVER, SIDE STBD (BLACK)	1	
4	61821-88L00-0EP	COVER, SIDE PORT (BLACK)	1	
5	61815-99J00	SCREW, SIDE COVER (W/WASHER)(6X35)	10	
6	61151-88L00	CUSHION, SIDE COVER	1	
7	61831-88L00-0EP	PANEL, FRONT (BLACK)	1	
8	09118-08127	BOLT (8X40)	2	
9	09169-08039	WASHER	2	
10	09320-11013	CUSHION	2	
11	61412-88L00	HOOK, FRONT PANEL	1	
12	03542-05169	SCREW	2	
13	61632-93J00	SHAFT, ENGINE COVER HOOK	1	
14	61641-88L00	HOOK, ENGINE COVER	1	
15	09116-06127	BOLT (6X12)	1	
16	61633-88L00	LEVER, HOOK REAR	1	
17	09160-13014	WASHER (13.2X25X1)	1	
18	09164-14008	WASHER	1	
19	09202-04022	PIN	1	
20	09306-13007	BUSH	1	
21	09352-50901-600	HOSE (5X9X600)	1	L:600→20
22	61673-93J10	LATCH, HOOK LEVER	1	
23	01550-05107	BOLT	2	
24	61124-88L10	GROMMET, REMOCON CABLE	1	
25	09407-25402	CLAMP (L:248)	1	

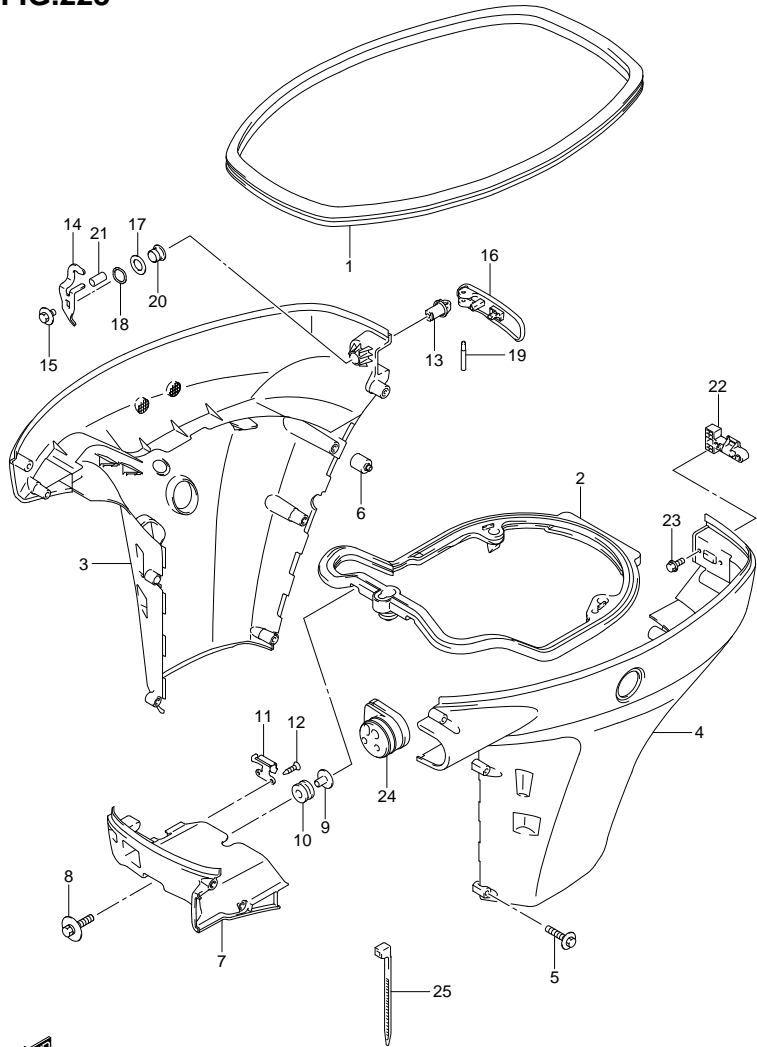


FIG.224

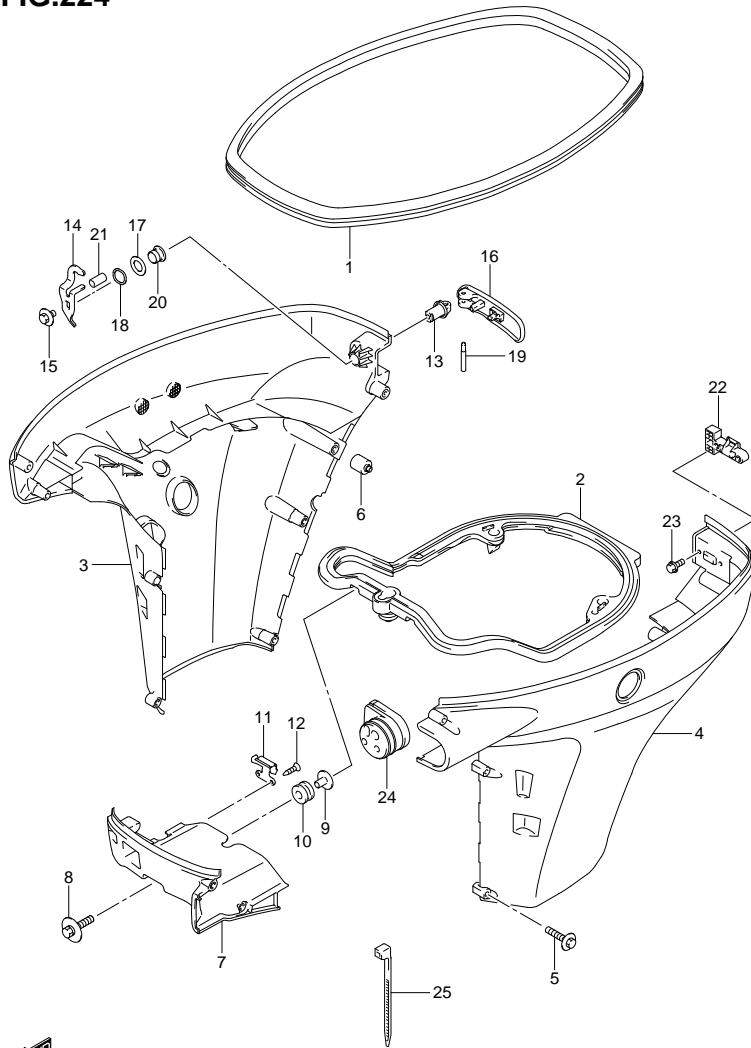


FIG.224 (2-H-8) SIDE COVER (DF60A E1)

REF NO.	PART NO.	DESCRIPTION	Q'TY	REMARKS
1	61112-88L10	RUBBER, SIDE COVER	1	
2	61134-88L00	SEAL, SIDE COVER	1	
3-1	61811-88L10-0EP	COVER, SIDE STBD (BLACK)	1	W/TRANSOM(S)
3-2	61811-88L00-0EP	COVER, SIDE STBD (BLACK)	1	W/TRANSOM(L)
3-3	61811-88L00-0EP	COVER, SIDE STBD (BLACK)	1	W/TRANSOM(X)
4-1	61821-88L10-0EP	COVER, SIDE PORT (S) (BLACK)	1	W/TRANSOM(S)
4-2	61821-88L00-0EP	COVER, SIDE PORT (BLACK)	1	W/TRANSOM(L)
4-3	61821-88L00-0EP	COVER, SIDE PORT (BLACK)	1	W/TRANSOM(X)
5-1	61815-99J00	SCREW, SIDE COVER (W/WASHER)(6X35)	9	W/TRANSOM(S)
5-2	61815-99J00	SCREW, SIDE COVER (W/WASHER)(6X35)	10	W/TRANSOM(L)
5-3	61815-99J00	SCREW, SIDE COVER (W/WASHER)(6X35)	10	W/TRANSOM(X)
6	61151-88L00	CUSHION, SIDE COVER	1	
7	61831-88L00-0EP	PANEL, FRONT (BLACK)	1	
8	09118-08127	BOLT (8X40)	2	
9	09169-08039	WASHER	2	
10	09320-11013	CUSHION	2	
11	61412-88L00	HOOK, FRONT PANEL	1	
12	03542-05169	SCREW	2	
13	61632-93J00	SHAFT, ENGINE COVER HOOK	1	
14	61641-88L00	HOOK, ENGINE COVER	1	
15	09116-06127	BOLT (6X12)	1	
16	61633-88L00	LEVER, HOOK REAR	1	
17	09160-13014	WASHER (13.2X25X1)	1	
18	09164-14008	WASHER	1	
19	09202-04022	PIN	1	
20	09306-13007	BUSH	1	
21	09352-50901-600	HOSE (5X9X600)	1	L:600->20
22	61673-93J10	LATCH, HOOK LEVER	1	
23	01550-05107	BOLT	2	
24	61124-88L10	GROMMET, REMOCON CABLE	1	
25	09407-25402	CLAMP (L:248)	1	

FIG.225

FIG. 225 (2-H-9) SIDE COVER (DF60A E40)

REF NO.	PART NO.	DESCRIPTION	Q'TY	REMARKS
1	61112-88L10	RUBBER, SIDE COVER	1	
2	61134-88L00	SEAL, SIDE COVER	1	
3-1	61811-88L00-0EP	COVER, SIDE STBD (BLACK)	1	W/TRANSOM(L)
3-2	61811-88L00-0EP	COVER, SIDE STBD (BLACK)	1	W/TRANSOM(X)
4-1	61821-88L00-0EP	COVER, SIDE PORT (BLACK)	1	W/TRANSOM(L)
4-2	61821-88L00-0EP	COVER, SIDE PORT (BLACK)	1	W/TRANSOM(X)
5-1	61815-99J00	SCREW, SIDE COVER (W/WASHER)(6X35)	10	W/TRANSOM(L)
5-2	61815-99J00	SCREW, SIDE COVER (W/WASHER)(6X35)	10	W/TRANSOM(X)
6	61151-88L00	CUSHION, SIDE COVER	1	
7	61831-88L00-0EP	PANEL, FRONT (BLACK)	1	
8	09118-08127	BOLT (8X40)	2	
9	09169-08039	WASHER	2	
10	09320-11013	CUSHION	2	
11	61412-88L00	HOOK, FRONT PANEL	1	
12	03542-05169	SCREW	2	
13	61632-93J00	SHAFT, ENGINE COVER HOOK	1	
14	61641-88L00	HOOK, ENGINE COVER	1	
15	09116-06127	BOLT (6X12)	1	
16	61633-88L00	LEVER, HOOK REAR	1	
17	09160-13014	WASHER (13.2X25X1)	1	
18	09164-14008	WASHER	1	
19	09202-04022	PIN	1	
20	09306-13007	BUSH	1	
21	09352-50901-600	HOSE (5X9X600)	1	L:600->20
22	61673-93J10	LATCH, HOOK LEVER	1	
23	01550-05107	BOLT	2	
24	61124-88L10	GROMMET, REMOCON CABLE	1	
25	09407-25402	CLAMP (L:248)	1	

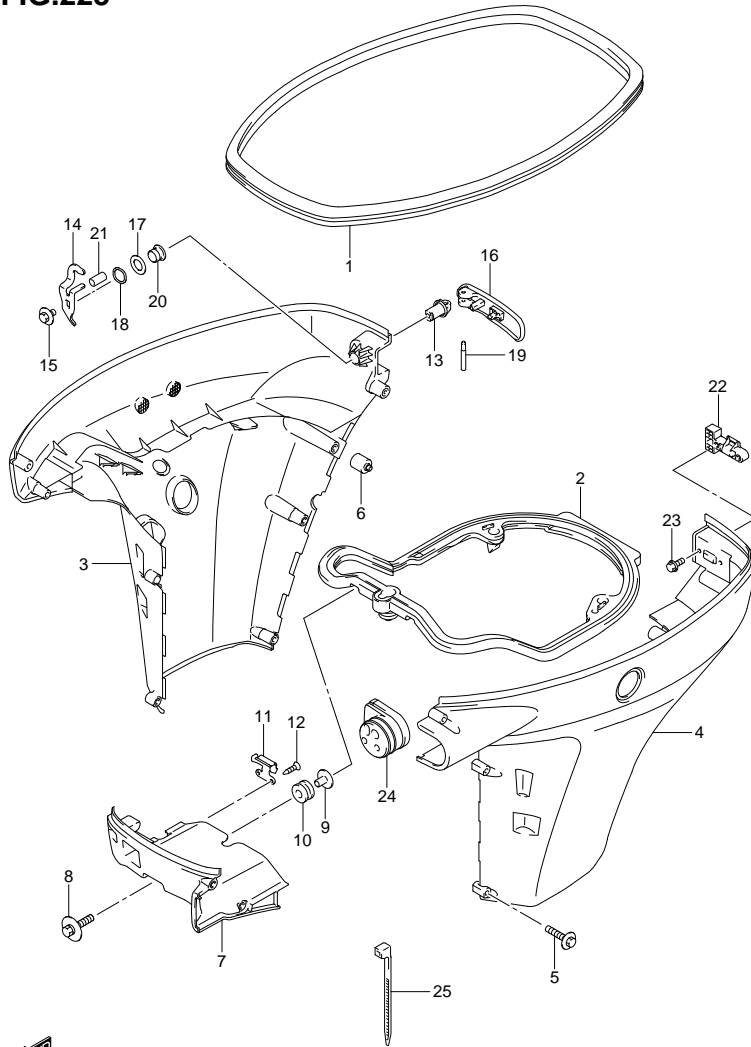


FIG.226

FIG.226 (2-H-10) SIDE COVER (DF60AQH E1)

REF NO.	PART NO.	DESCRIPTION	Q'TY	REMARKS
1	61112-88L10	RUBBER, SIDE COVER	1	
2	61134-88L00	SEAL, SIDE COVER	1	
3-1	61811-88L00-0EP	COVER, SIDE STBD (BLACK)	1	W/TRANSOM(L)
3-2	61811-88L00-0EP	COVER, SIDE STBD (BLACK)	1	W/TRANSOM(X)
4-1	61821-88L00-0EP	COVER, SIDE PORT (BLACK)	1	W/TRANSOM(L)
4-2	61821-88L00-0EP	COVER, SIDE PORT (BLACK)	1	W/TRANSOM(X)
5-1	61815-99J00	SCREW, SIDE COVER (W/WASHER)(6X35)	10	W/TRANSOM(L)
5-2	61815-99J00	SCREW, SIDE COVER (W/WASHER)(6X35)	10	W/TRANSOM(X)
6	61151-88L00	CUSHION, SIDE COVER	1	
7	61831-88L00-0EP	PANEL, FRONT (BLACK)	1	
8	09118-08127	BOLT (8X40)	2	
9	09169-08039	WASHER	2	
10	09320-11013	CUSHION	2	
11	61412-88L00	HOOK, FRONT PANEL	1	
12	03542-05169	SCREW	2	
13	61632-93J00	SHAFT, ENGINE COVER HOOK	1	
14	61641-88L00	HOOK, ENGINE COVER	1	
15	09116-06127	BOLT (6X12)	1	
16	61633-88L00	LEVER, HOOK REAR	1	
17	09160-13014	WASHER (13.2X25X1)	1	
18	09164-14008	WASHER	1	
19	09202-04022	PIN	1	
20	09306-13007	BUSH	1	
21	09352-50901-600	HOSE (5X9X600)	1	L:600->20
22	61673-93J10	LATCH, HOOK LEVER	1	
23	01550-05107	BOLT	2	
24	61124-88L10	GROMMET, REMOCON CABLE	1	
25	09407-25402	CLAMP (L:248)	1	

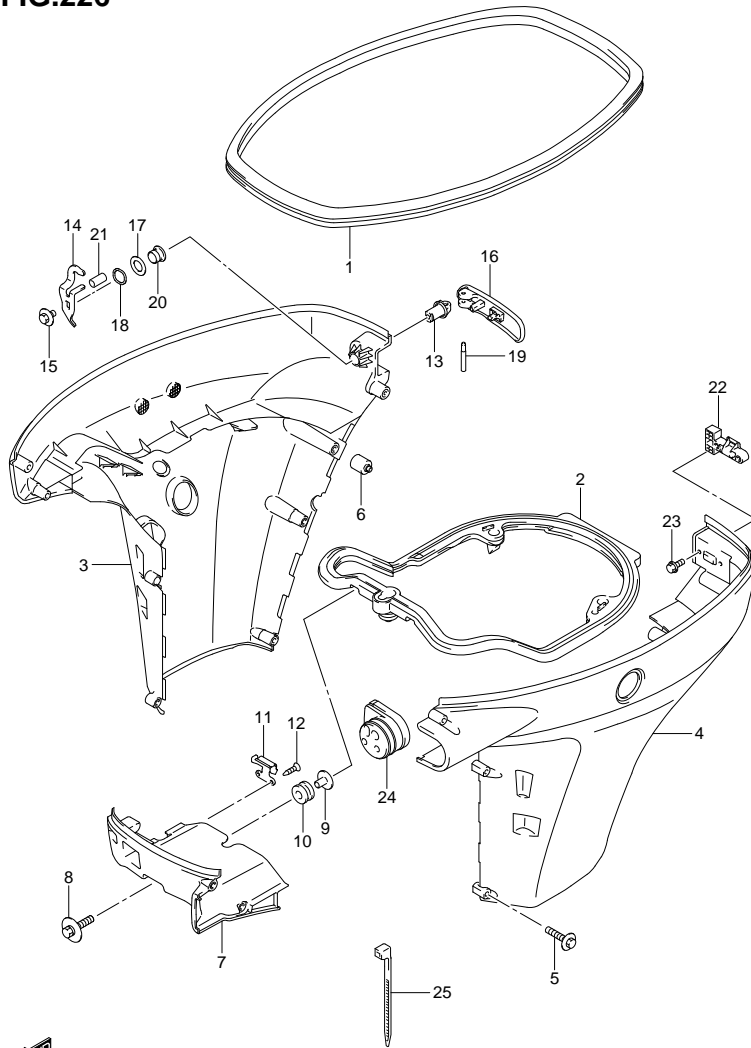


FIG.227

FIG.227 (2-H-11) SIDE COVER (DF60AQH E40)

REF NO.	PART NO.	DESCRIPTION	Q'TY	REMARKS
1	61112-88L10	RUBBER, SIDE COVER	1	
2	61134-88L00	SEAL, SIDE COVER	1	
3-1	61811-88L00-0EP	COVER, SIDE STBD (BLACK)	1	W/TRANSOM(L)
3-2	61811-88L00-0EP	COVER, SIDE STBD (BLACK)	1	W/TRANSOM(X)
4-1	61821-88L00-0EP	COVER, SIDE PORT (BLACK)	1	W/TRANSOM(L)
4-2	61821-88L00-0EP	COVER, SIDE PORT (BLACK)	1	W/TRANSOM(X)
5-1	61815-99J00	SCREW, SIDE COVER (W/WASHER)(6X35)	10	W/TRANSOM(L)
5-2	61815-99J00	SCREW, SIDE COVER (W/WASHER)(6X35)	10	W/TRANSOM(X)
6	61151-88L00	CUSHION, SIDE COVER	1	
7	61831-88L00-0EP	PANEL, FRONT (BLACK)	1	
8	09118-08127	BOLT (8X40)	2	
9	09169-08039	WASHER	2	
10	09320-11013	CUSHION	2	
11	61412-88L00	HOOK, FRONT PANEL	1	
12	03542-05169	SCREW	2	
13	61632-93J00	SHAFT, ENGINE COVER HOOK	1	
14	61641-88L00	HOOK, ENGINE COVER	1	
15	09116-06127	BOLT (6X12)	1	
16	61633-88L00	LEVER, HOOK REAR	1	
17	09160-13014	WASHER (13.2X25X1)	1	
18	09164-14008	WASHER	1	
19	09202-04022	PIN	1	
20	09306-13007	BUSH	1	
21	09352-50901-600	HOSE (5X9X600)	1	L:600->20
22	61673-93J10	LATCH, HOOK LEVER	1	
23	01550-05107	BOLT	2	
24	61124-88L10	GROMMET, REMOCON CABLE	1	
25	09407-25402	CLAMP (L:248)	1	

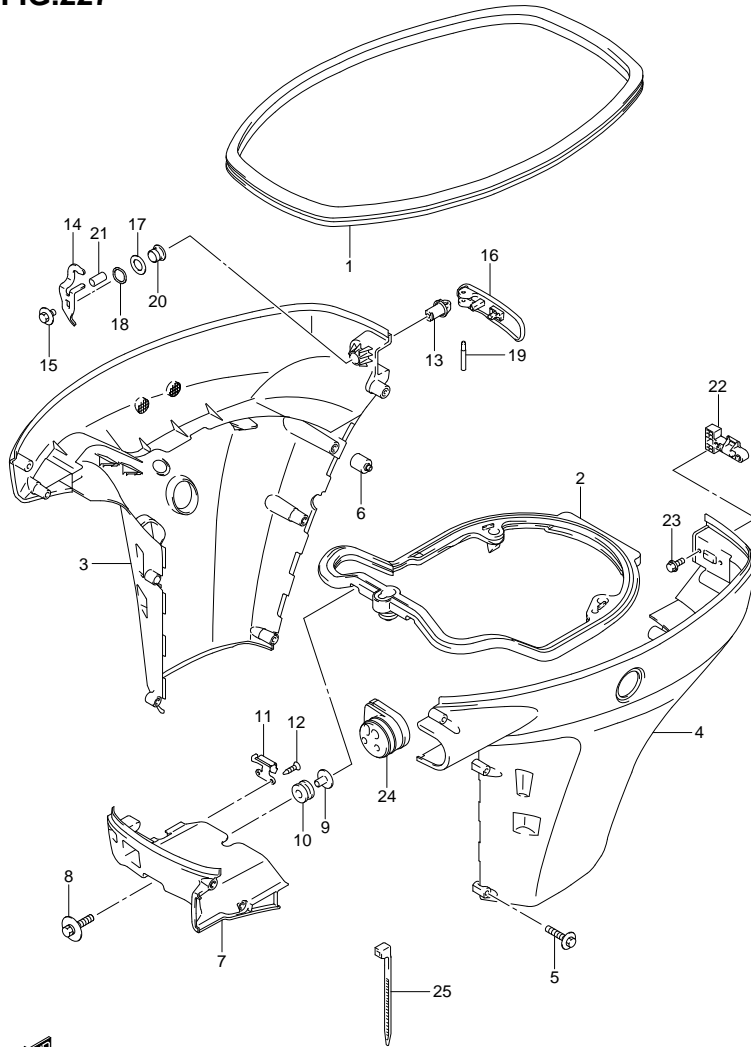


FIG.228

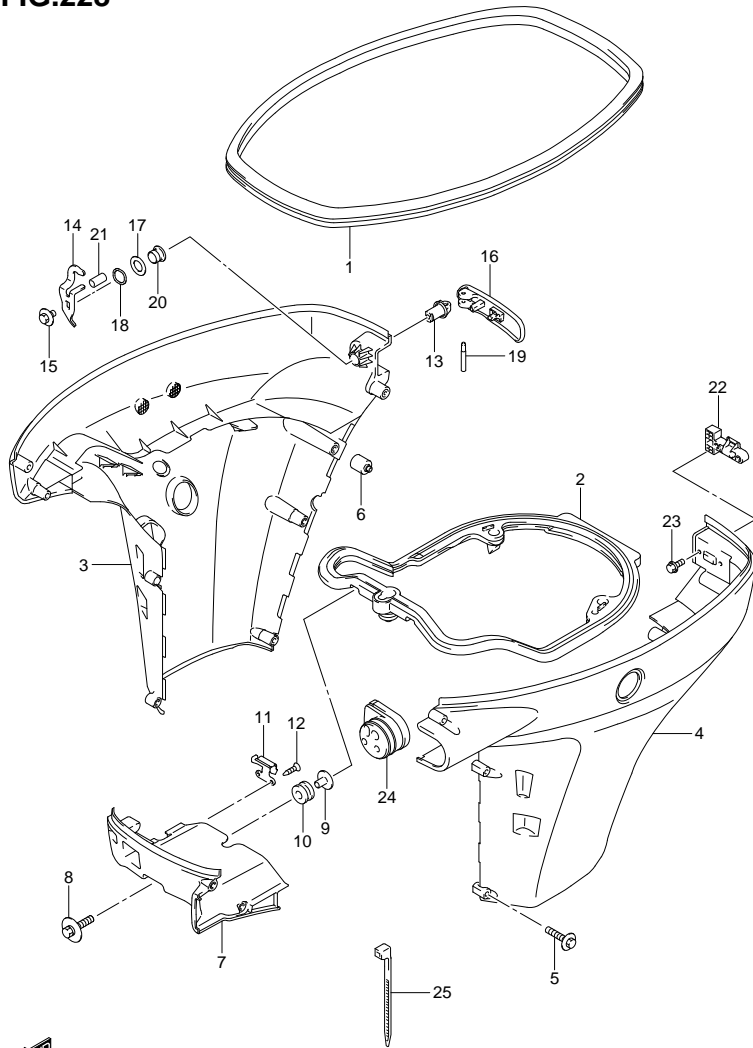


FIG.228 (2-H-12) SIDE COVER (DF60ATH E1)

REF NO.	PART NO.	DESCRIPTION	Q'TY	REMARKS
1	61112-88L10	RUBBER, SIDE COVER	1	
2	61134-88L00	SEAL, SIDE COVER	1	
3-1	61811-88L00-0EP	COVER, SIDE STBD (BLACK)	1	W/TRANSOM(L)
3-2	61811-88L00-0EP	COVER, SIDE STBD (BLACK)	1	W/TRANSOM(X)
4-1	61821-88L00-0EP	COVER, SIDE PORT (BLACK)	1	W/TRANSOM(L)
4-2	61821-88L00-0EP	COVER, SIDE PORT (BLACK)	1	W/TRANSOM(X)
5-1	61815-99J00	SCREW, SIDE COVER (W/WASHER)(6X35)	10	W/TRANSOM(L)
5-2	61815-99J00	SCREW, SIDE COVER (W/WASHER)(6X35)	10	W/TRANSOM(X)
6	61151-88L00	CUSHION, SIDE COVER	1	
7	61831-88L00-0EP	PANEL, FRONT (BLACK)	1	
8	09118-08127	BOLT (8X40)	2	
9	09169-08039	WASHER	2	
10	09320-11013	CUSHION	2	
11	61412-88L00	HOOK, FRONT PANEL	1	
12	03542-05169	SCREW	2	
13	61632-93J00	SHAFT, ENGINE COVER HOOK	1	
14	61641-88L00	HOOK, ENGINE COVER	1	
15	09116-06127	BOLT (6X12)	1	
16	61633-88L00	LEVER, HOOK REAR	1	
17	09160-13014	WASHER (13.2X25X1)	1	
18	09164-14008	WASHER	1	
19	09202-04022	PIN	1	
20	09306-13007	BUSH	1	
21	09352-50901-600	HOSE (5X9X600)	1	L:600->20
22	61673-93J10	LATCH, HOOK LEVER	1	
23	01550-05107	BOLT	2	
24	61124-88L10	GROMMET, REMOCON CABLE	1	
25	09407-25402	CLAMP (L:248)	1	



FIG.229

FIG.229 (2-H-13) SIDE COVER (DF60ATH E40)

REF NO.	PART NO.	DESCRIPTION	Q'TY	REMARKS
1	61112-88L10	RUBBER, SIDE COVER	1	
2	61134-88L00	SEAL, SIDE COVER	1	
3-1	61811-88L00-0EP	COVER, SIDE STBD (BLACK)	1	W/TRANSOM(L)
3-2	61811-88L00-0EP	COVER, SIDE STBD (BLACK)	1	W/TRANSOM(X)
4-1	61821-88L00-0EP	COVER, SIDE PORT (BLACK)	1	W/TRANSOM(L)
4-2	61821-88L00-0EP	COVER, SIDE PORT (BLACK)	1	W/TRANSOM(X)
5-1	61815-99J00	SCREW, SIDE COVER (W/WASHER)(6X35)	10	W/TRANSOM(L)
5-2	61815-99J00	SCREW, SIDE COVER (W/WASHER)(6X35)	10	W/TRANSOM(X)
6	61151-88L00	CUSHION, SIDE COVER	1	
7	61831-88L00-0EP	PANEL, FRONT (BLACK)	1	
8	09118-08127	BOLT (8X40)	2	
9	09169-08039	WASHER	2	
10	09320-11013	CUSHION	2	
11	61412-88L00	HOOK, FRONT PANEL	1	
12	03542-05169	SCREW	2	
13	61632-93J00	SHAFT, ENGINE COVER HOOK	1	
14	61641-88L00	HOOK, ENGINE COVER	1	
15	09116-06127	BOLT (6X12)	1	
16	61633-88L00	LEVER, HOOK REAR	1	
17	09160-13014	WASHER (13.2X25X1)	1	
18	09164-14008	WASHER	1	
19	09202-04022	PIN	1	
20	09306-13007	BUSH	1	
21	09352-50901-600	HOSE (5X9X600)	1	L:600->20
22	61673-93J10	LATCH, HOOK LEVER	1	
23	01550-05107	BOLT	2	
24	61124-88L10	GROMMET, REMOCON CABLE	1	
25	09407-25402	CLAMP (L:248)	1	

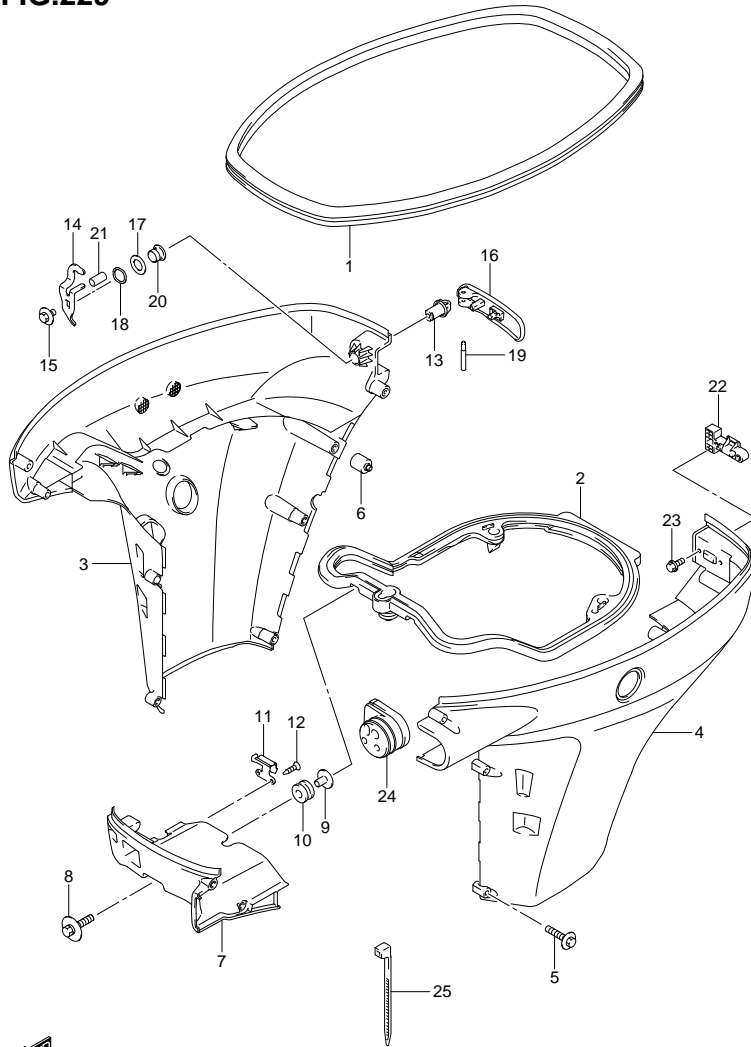


FIG.230

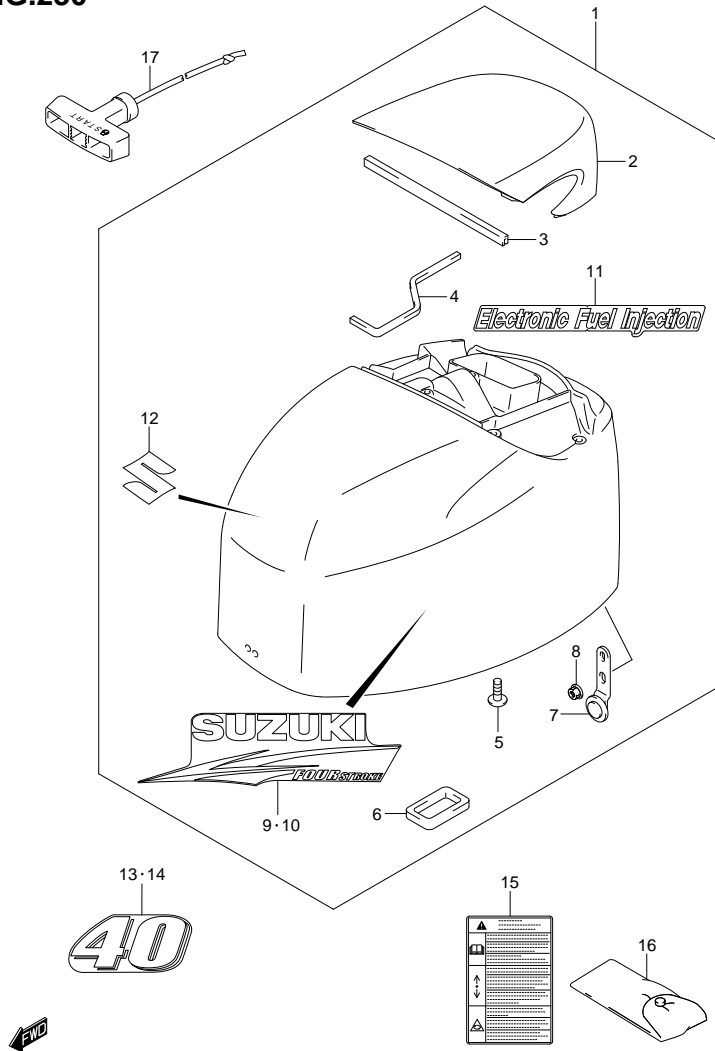


FIG.230 (2-H-14) ENGINE COVER (DF40A E1)

REF. NO.	PART NO.	DESCRIPTION	Q'TY	REMARKS
1	61400-88803-0EP	COVER SET, ENGINE (BLACK)	1	
2	61431-88L00-0EP	·HANDLE, TILT UP (BLACK)	1	
3	61438-88L00	·SEAL, TILT UP HANDLE NO.1	1	
4	61439-88L00	·SEAL, TILT UP HANDLE NO.2	1	
5	03542-06169	·BOLT	5	
6	61476-88L00	·SEAL, AIR VENT	1	
7	61610-95J00	·FASTENER	1	
8	09159-06084	·NUT	1	
9	61443-88L02	·STRIPE, ENGINE COVER STBD	1	
10	61453-88L02	·STRIPE, ENGINE COVER PORT	1	
11	61446-87L11	·DECAL, EFI	1	
12	68111-18G20	·EMBLEM (S)	1	
13	61422-88L02	MARK, EMBLEM FRONT (40)	1	
14	61435-88L02	MARK, EMBLEM REAR (40)	1	
15	61458-99E40	LABEL, ENGINE COVER	1	
16	09800-81812	TOOL ASSY	1	
17	18210-88L00	KNOB ASSY, STARTER	1	

FIG.231

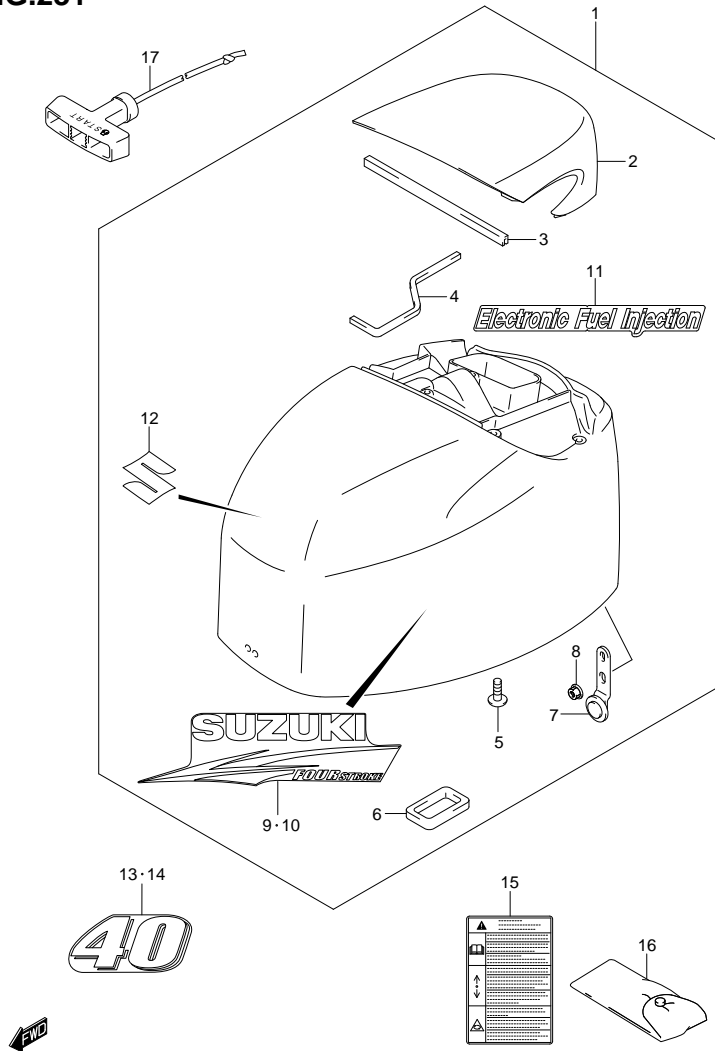


FIG.231 (2-H-15) ENGINE COVER (DF40AQH E1)

REF. NO.	PART NO.	DESCRIPTION	Q'TY	REMARKS
1	61400-88803-0EP	COVER SET, ENGINE (BLACK)	1	
2	61431-88L00-0EP	·HANDLE, TILT UP (BLACK)	1	
3	61438-88L00	·SEAL, TILT UP HANDLE NO.1	1	
4	61439-88L00	·SEAL, TILT UP HANDLE NO.2	1	
5	03542-06169	·BOLT	5	
6	61476-88L00	·SEAL, AIR VENT	1	
7	61610-95J00	·FASTENER	1	
8	09159-06084	·NUT	1	
9	61443-88L02	·STRIPE, ENGINE COVER STBD	1	
10	61453-88L02	·STRIPE, ENGINE COVER PORT	1	
11	61446-87L11	·DECAL, EFI	1	
12	68111-18G20	·EMBLEM (S)	1	
13	61422-88L02	MARK, EMBLEM FRONT (40)	1	
14	61435-88L02	MARK, EMBLEM REAR (40)	1	
15	61458-99E40	LABEL, ENGINE COVER	1	
16	09800-81812	TOOL ASSY	1	
17	18210-88L00	KNOB ASSY, STARTER	1	

FIG.232

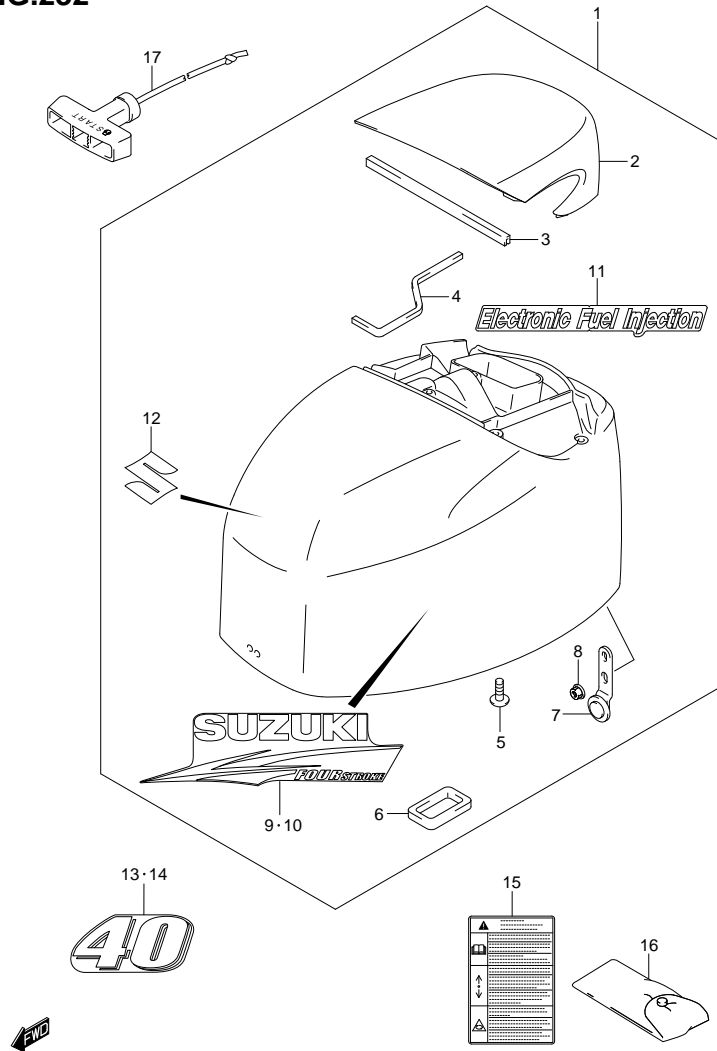


FIG.232 (2-1-2) ENGINE COVER (DF40AST E34)

REF. NO.	PART NO.	DESCRIPTION	Q'TY	REMARKS
1	61400-88803-0EP	COVER SET, ENGINE (BLACK)	1	
2	61431-88L00-0EP	·HANDLE, TILT UP (BLACK)	1	
3	61438-88L00	·SEAL, TILT UP HANDLE NO.1	1	
4	61439-88L00	·SEAL, TILT UP HANDLE NO.2	1	
5	03542-06169	·BOLT	5	
6	61476-88L00	·SEAL, AIR VENT	1	
7	61610-95J00	·FASTENER	1	
8	09159-06084	·NUT	1	
9	61443-88L02	·STRIPE, ENGINE COVER STBD	1	
10	61453-88L02	·STRIPE, ENGINE COVER PORT	1	
11	61446-87L11	·DECAL, EFI	1	
12	68111-18G20	·EMBLEM (S)	1	
13	61422-88L02	MARK, EMBLEM FRONT (40)	1	
14	61435-88L02	MARK, EMBLEM REAR (40)	1	
15	61458-99E40	LABEL, ENGINE COVER	1	
16	09800-81812	TOOL ASSY	1	
17	18210-88L00	KNOB ASSY, STARTER	1	

FIG.233

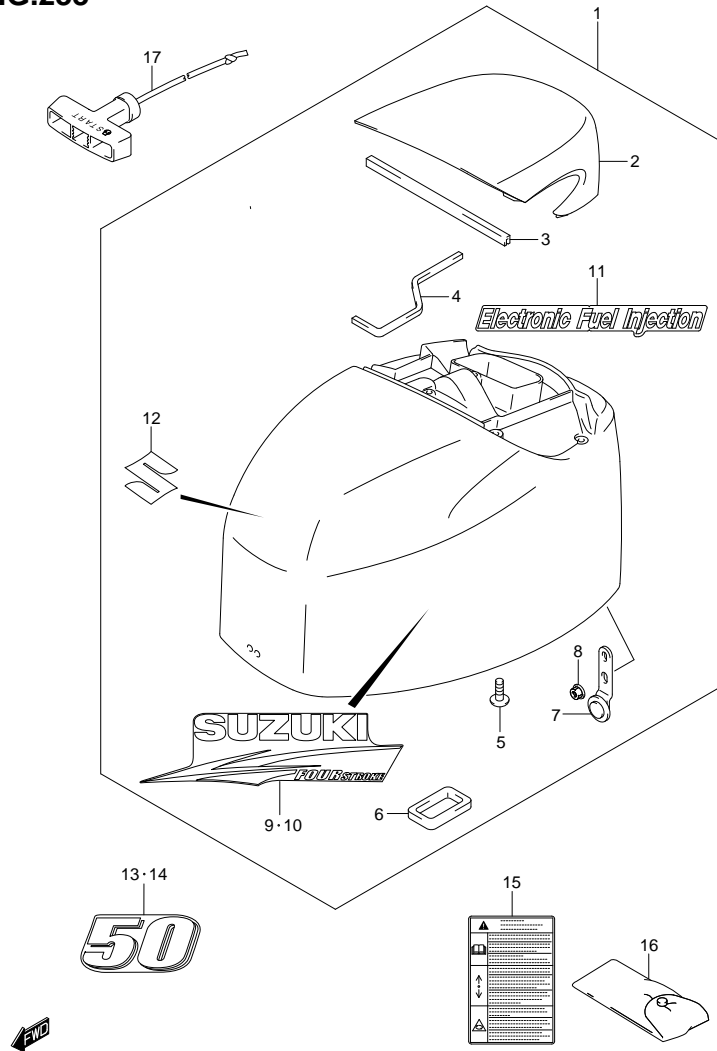


FIG.233 (2-1-3) ENGINE COVER (DF50A E1)

REF. NO.	PART NO.	DESCRIPTION	Q'TY	REMARKS
1	61400-88803-0EP	COVER SET, ENGINE (BLACK)	1	
2	61431-88L00-0EP	·HANDLE, TILT UP (BLACK)	1	
3	61438-88L00	·SEAL, TILT UP HANDLE NO.1	1	
4	61439-88L00	·SEAL, TILT UP HANDLE NO.2	1	
5	03542-06169	·BOLT	5	
6	61476-88L00	·SEAL, AIR VENT	1	
7	61610-95J00	·FASTENER	1	
8	09159-06084	·NUT	1	
9	61443-88L02	·STRIPE, ENGINE COVER STBD	1	
10	61453-88L02	·STRIPE, ENGINE COVER PORT	1	
11	61446-87L11	·DECAL, EFI	1	
12	68111-18G20	·EMBLEM (S)	1	
13	61422-88L12	MARK, EMBLEM FRONT (50)	1	
14	61435-88L12	MARK, EMBLEM REAR (50)	1	
15	61458-99E40	LABEL, ENGINE COVER	1	
16	09800-81812	TOOL ASSY	1	
17	18210-88L00	KNOB ASSY, STARTER	1	

FIG.234

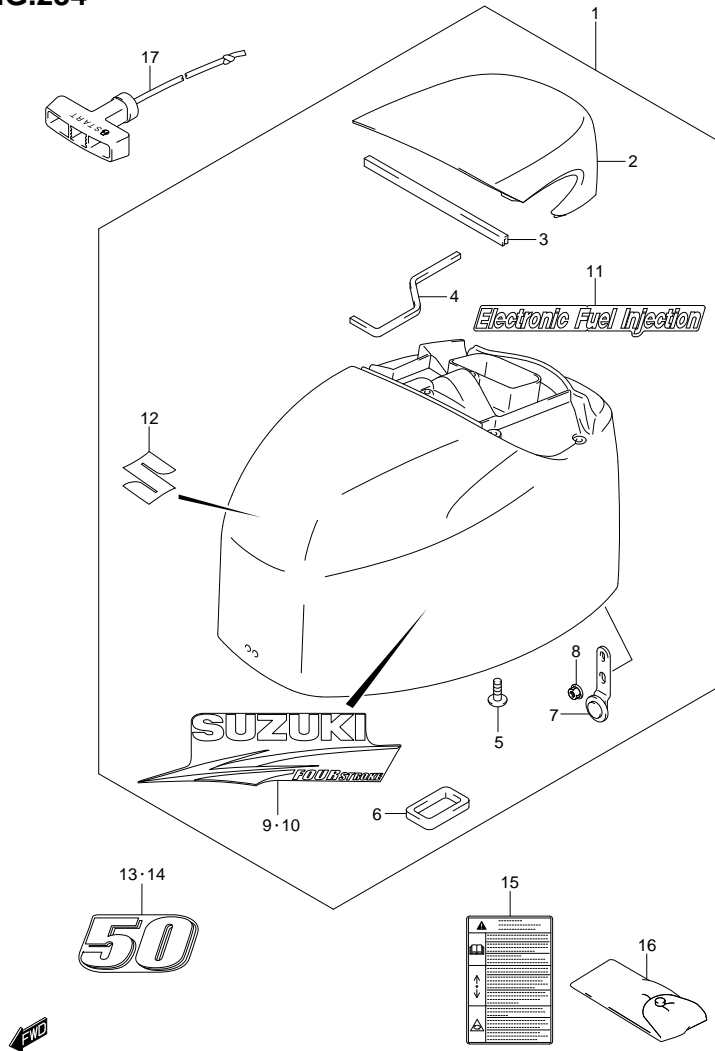


FIG. 234 (2-1-4) ENGINE COVER (DF50ATH E1)

REF. NO.	PART NO.	DESCRIPTION	Q'TY	REMARKS
1	61400-88803-0EP	COVER SET, ENGINE (BLACK)	1	
2	61431-88L00-0EP	·HANDLE, TILT UP (BLACK)	1	
3	61438-88L00	·SEAL, TILT UP HANDLE NO.1	1	
4	61439-88L00	·SEAL, TILT UP HANDLE NO.2	1	
5	03542-06169	·BOLT	5	
6	61476-88L00	·SEAL, AIR VENT	1	
7	61610-95J00	·FASTENER	1	
8	09159-06084	·NUT	1	
9	61443-88L02	·STRIPE, ENGINE COVER STBD	1	
10	61453-88L02	·STRIPE, ENGINE COVER PORT	1	
11	61446-87L11	·DECAL, EFI	1	
12	68111-18G20	·EMBLEM (S)	1	
13	61422-88L12	MARK, EMBLEM FRONT (50)	1	
14	61435-88L12	MARK, EMBLEM REAR (50)	1	
15	61458-99E40	LABEL, ENGINE COVER	1	
16	09800-81812	TOOL ASSY	1	
17	18210-88L00	KNOB ASSY, STARTER	1	

FIG.235

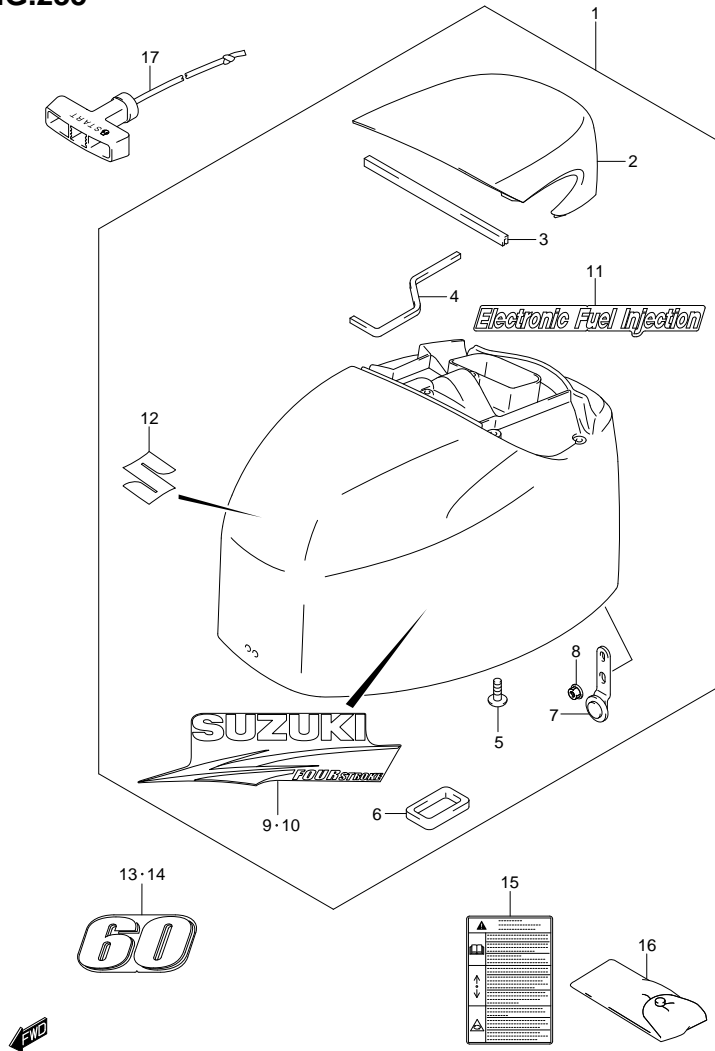


FIG. 235 (2-1-5) ENGINE COVER (DF60A E1)

REF. NO.	PART NO.	DESCRIPTION	Q'TY	REMARKS
1	61400-88803-0EP	COVER SET, ENGINE (BLACK)	1	
2	61431-88L00-0EP	·HANDLE, TILT UP (BLACK)	1	
3	61438-88L00	·SEAL, TILT UP HANDLE NO.1	1	
4	61439-88L00	·SEAL, TILT UP HANDLE NO.2	1	
5	03542-06169	·BOLT	5	
6	61476-88L00	·SEAL, AIR VENT	1	
7	61610-95J00	·FASTENER	1	
8	09159-06084	·NUT	1	
9	61443-88L02	·STRIPE, ENGINE COVER STBD	1	
10	61453-88L02	·STRIPE, ENGINE COVER PORT	1	
11	61446-87L11	·DECAL, EFI	1	
12	68111-18G20	·EMBLEM (S)	1	
13	61422-88L22	MARK, EMBLEM FRONT (60)	1	
14	61435-88L22	MARK, EMBLEM REAR (60)	1	
15	61458-99E40	LABEL, ENGINE COVER	1	
16	09800-81812	TOOL ASSY	1	
17	18210-88L00	KNOB ASSY, STARTER	1	

FIG.236

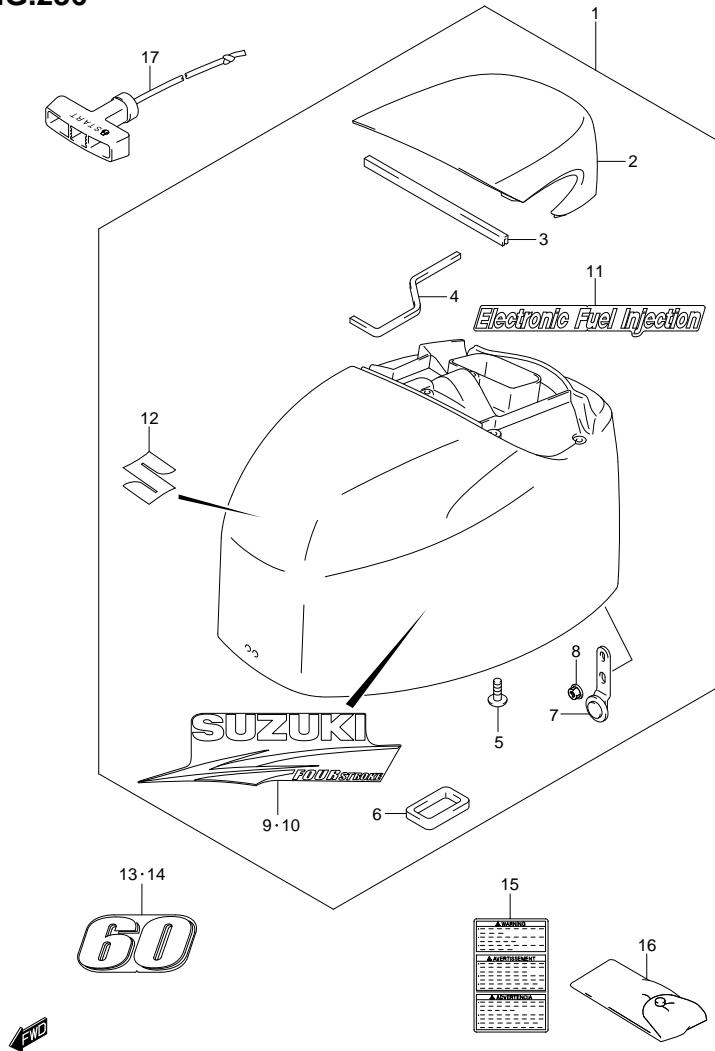


FIG.236 (2-1-6) ENGINE COVER (DF60A E40)

REF. NO.	PART NO.	DESCRIPTION	Q'TY	REMARKS
1	61400-88803-0EP	COVER SET, ENGINE (BLACK)	1	
2	61431-88L00-0EP	·HANDLE, TILT UP (BLACK)	1	
3	61438-88L00	·SEAL, TILT UP HANDLE NO.1	1	
4	61439-88L00	·SEAL, TILT UP HANDLE NO.2	1	
5	03542-06169	·BOLT	5	
6	61476-88L00	·SEAL, AIR VENT	1	
7	61610-95J00	·FASTENER	1	
8	09159-06084	·NUT	1	
9	61443-88L02	·STRIPE, ENGINE COVER STBD	1	
10	61453-88L02	·STRIPE, ENGINE COVER PORT	1	
11	61446-87L11	·DECAL, EFI	1	
12	68111-18G20	·EMBLEM (S)	1	
13	61422-88L22	MARK, EMBLEM FRONT (60)	1	
14	61435-88L22	MARK, EMBLEM REAR (60)	1	
15	61458-99E31	LABEL, ENGINE COVER	1	
16	09800-81812	TOOL ASSY	1	
17	18210-88L00	KNOB ASSY, STARTER	1	

FIG.237

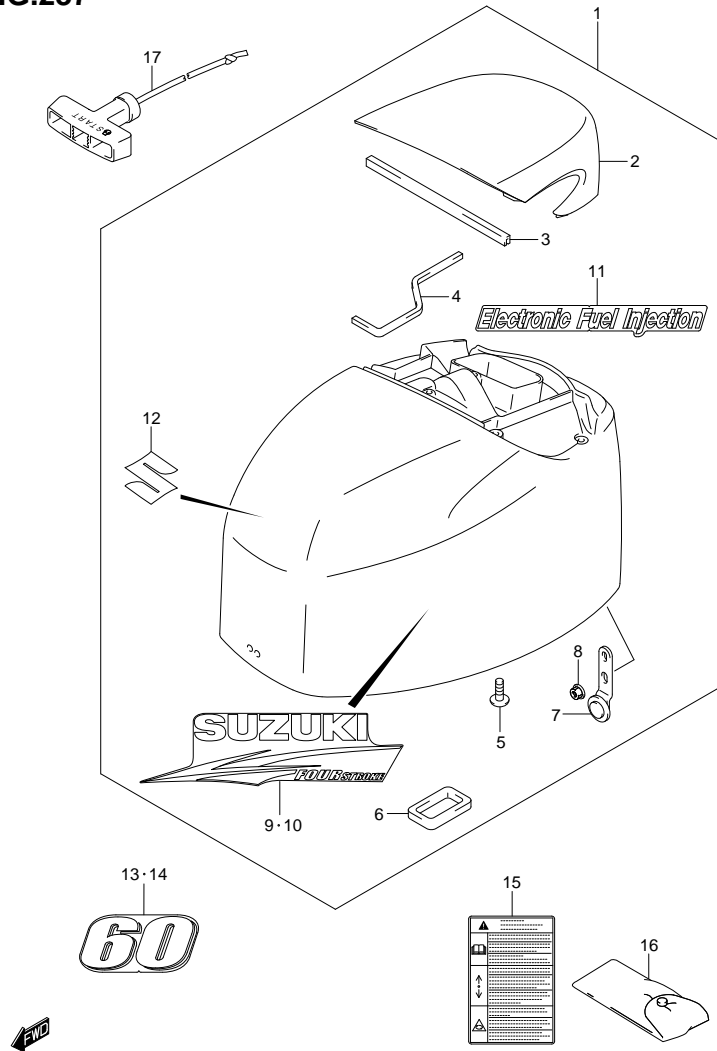


FIG.237 (2-1-7) ENGINE COVER (DF60AQH E1)

REF. NO.	PART NO.	DESCRIPTION	Q'TY	REMARKS
1	61400-88803-0EP	COVER SET, ENGINE (BLACK)	1	
2	61431-88L00-0EP	·HANDLE, TILT UP (BLACK)	1	
3	61438-88L00	·SEAL, TILT UP HANDLE NO.1	1	
4	61439-88L00	·SEAL, TILT UP HANDLE NO.2	1	
5	03542-06169	·BOLT	5	
6	61476-88L00	·SEAL, AIR VENT	1	
7	61610-95J00	·FASTENER	1	
8	09159-06084	·NUT	1	
9	61443-88L02	·STRIPE, ENGINE COVER STBD	1	
10	61453-88L02	·STRIPE, ENGINE COVER PORT	1	
11	61446-87L11	·DECAL, EFI	1	
12	68111-18G20	·EMBLEM (S)	1	
13	61422-88L22	MARK, EMBLEM FRONT (60)	1	
14	61435-88L22	MARK, EMBLEM REAR (60)	1	
15	61458-99E40	LABEL, ENGINE COVER	1	
16	09800-81812	TOOL ASSY	1	
17	18210-88L00	KNOB ASSY, STARTER	1	

FIG.238

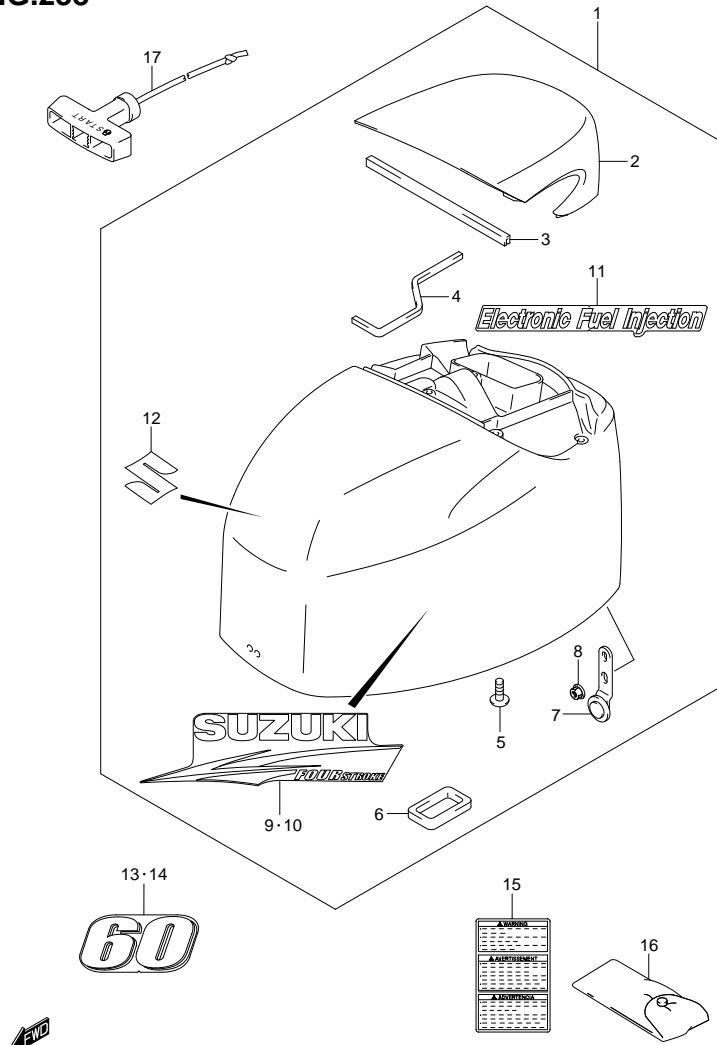


FIG. 238 (2-1-8) ENGINE COVER (DF60AQH E40)

REF. NO.	PART NO.	DESCRIPTION	Q'TY	REMARKS
1	61400-88803-0EP	COVER SET, ENGINE (BLACK)	1	
2	61431-88L00-0EP	·HANDLE, TILT UP (BLACK)	1	
3	61438-88L00	·SEAL, TILT UP HANDLE NO.1	1	
4	61439-88L00	·SEAL, TILT UP HANDLE NO.2	1	
5	03542-06169	·BOLT	5	
6	61476-88L00	·SEAL, AIR VENT	1	
7	61610-95J00	·FASTENER	1	
8	09159-06084	·NUT	1	
9	61443-88L02	·STRIPE, ENGINE COVER STBD	1	
10	61453-88L02	·STRIPE, ENGINE COVER PORT	1	
11	61446-87L11	·DECAL, EFI	1	
12	68111-18G20	·EMBLEM (S)	1	
13	61422-88L22	MARK, EMBLEM FRONT (60)	1	
14	61435-88L22	MARK, EMBLEM REAR (60)	1	
15	61458-99E31	LABEL, ENGINE COVER	1	
16	09800-81812	TOOL ASSY	1	
17	18210-88L00	KNOB ASSY, STARTER	1	

FIG.239

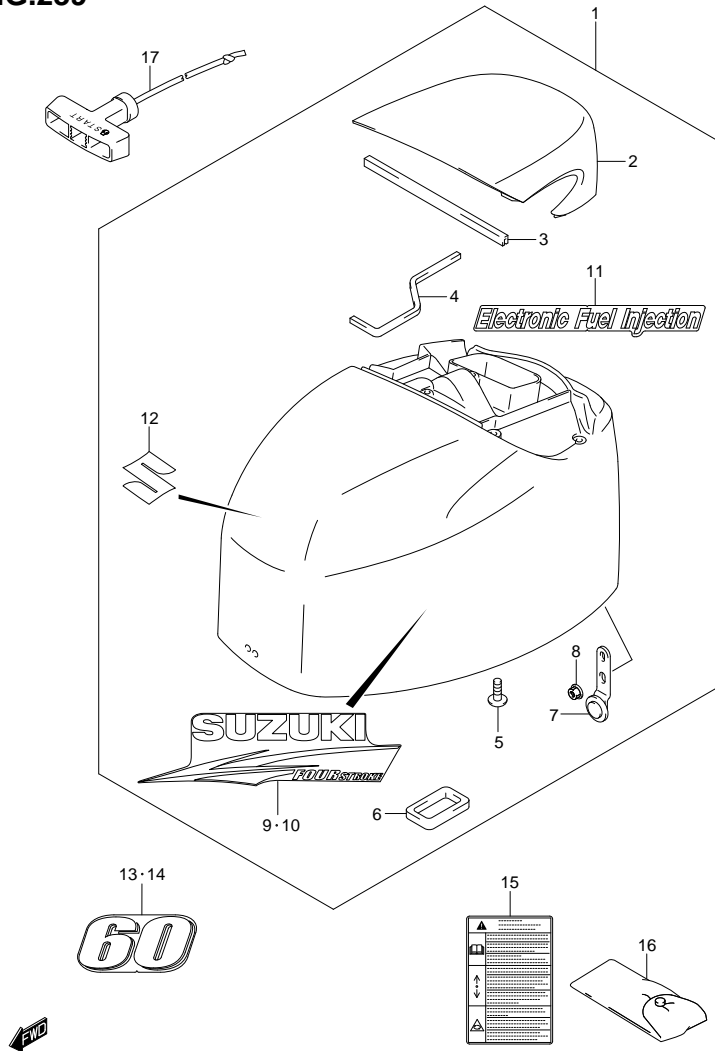


FIG.239 (2-1-9) ENGINE COVER (DF60ATH E1)

REF. NO.	PART NO.	DESCRIPTION	Q'TY	REMARKS
1	61400-88803-0EP	COVER SET, ENGINE (BLACK)	1	
2	61431-88L00-0EP	·HANDLE, TILT UP (BLACK)	1	
3	61438-88L00	·SEAL, TILT UP HANDLE NO.1	1	
4	61439-88L00	·SEAL, TILT UP HANDLE NO.2	1	
5	03542-06169	·BOLT	5	
6	61476-88L00	·SEAL, AIR VENT	1	
7	61610-95J00	·FASTENER	1	
8	09159-06084	·NUT	1	
9	61443-88L02	·STRIPE, ENGINE COVER STBD	1	
10	61453-88L02	·STRIPE, ENGINE COVER PORT	1	
11	61446-87L11	·DECAL, EFI	1	
12	68111-18G20	·EMBLEM (S)	1	
13	61422-88L22	MARK, EMBLEM FRONT (60)	1	
14	61435-88L22	MARK, EMBLEM REAR (60)	1	
15	61458-99E40	LABEL, ENGINE COVER	1	
16	09800-81812	TOOL ASSY	1	
17	18210-88L00	KNOB ASSY, STARTER	1	

FIG.240

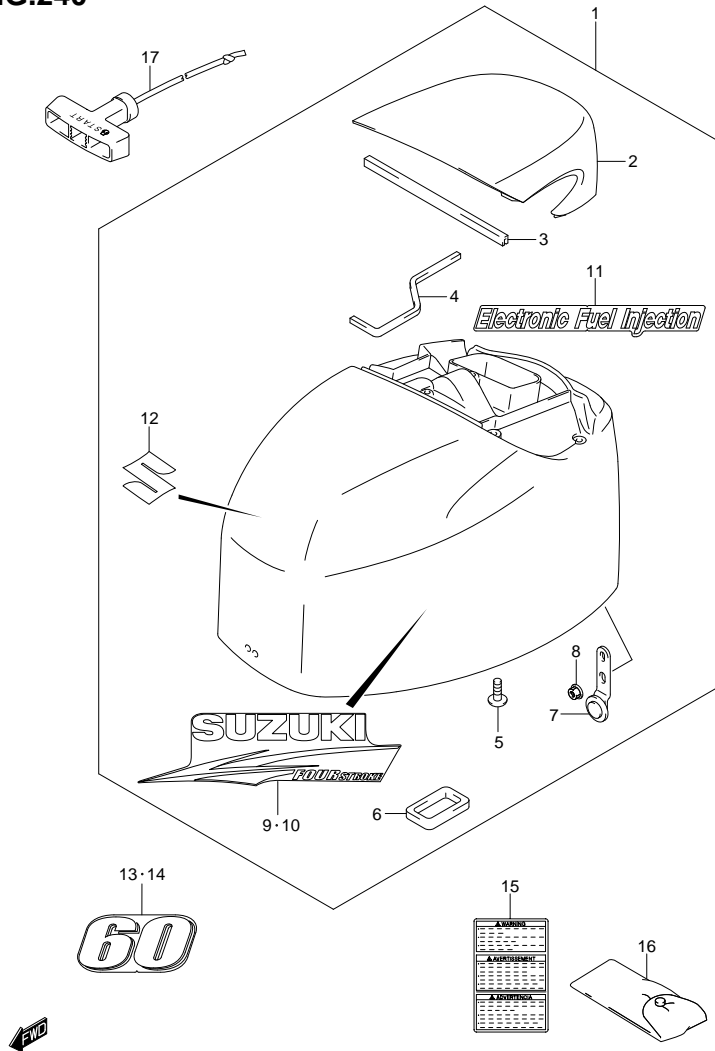


FIG.240 (2-1-10) ENGINE COVER (DF60ATH E40)

REF. NO.	PART NO.	DESCRIPTION	Q'TY	REMARKS
1	61400-88803-0EP	COVER SET, ENGINE (BLACK)	1	
2	61431-88L00-0EP	·HANDLE, TILT UP (BLACK)	1	
3	61438-88L00	·SEAL, TILT UP HANDLE NO.1	1	
4	61439-88L00	·SEAL, TILT UP HANDLE NO.2	1	
5	03542-06169	·BOLT	5	
6	61476-88L00	·SEAL, AIR VENT	1	
7	61610-95J00	·FASTENER	1	
8	09159-06084	·NUT	1	
9	61443-88L02	·STRIPE, ENGINE COVER STBD	1	
10	61453-88L02	·STRIPE, ENGINE COVER PORT	1	
11	61446-87L11	·DECAL, EFI	1	
12	68111-18G20	·EMBLEM (S)	1	
13	61422-88L22	MARK, EMBLEM FRONT (60)	1	
14	61435-88L22	MARK, EMBLEM REAR (60)	1	
15	61458-99E31	LABEL, ENGINE COVER	1	
16	09800-81812	TOOL ASSY	1	
17	18210-88L00	KNOB ASSY, STARTER	1	

FIG.241

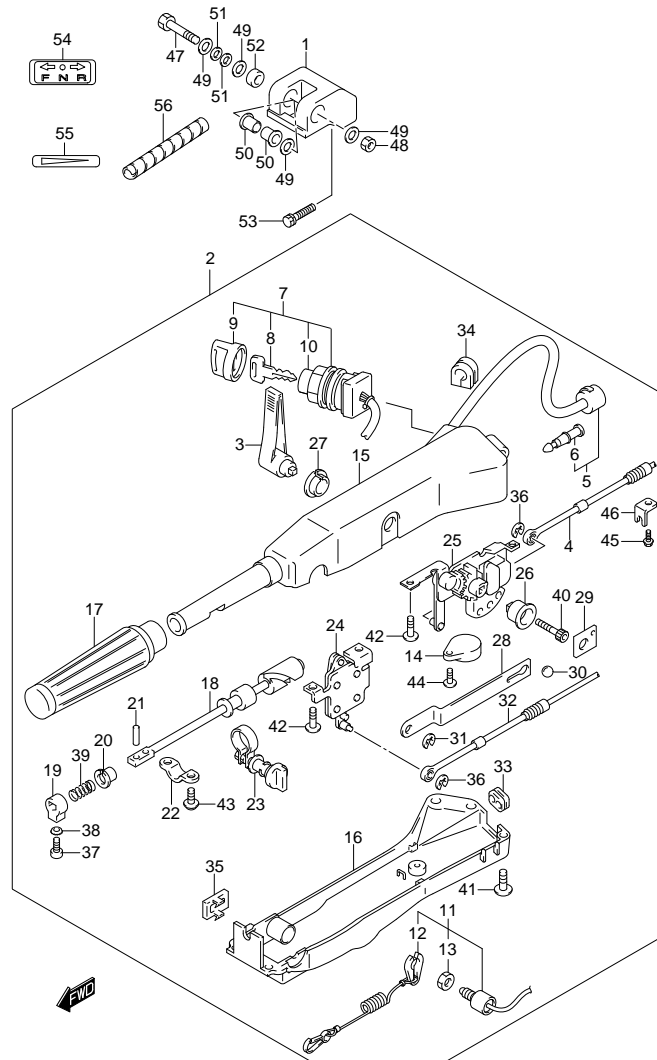


FIG.241 (2-1-11) TILLER HANDLE (DF40AQH E1)

REF NO.	PART NO.	DESCRIPTION	Q'TY	REMARKS
1	43761-87J11-0EP	BRACKET, TILLER HANDLE (BLACK)	1	
2	63110-88L13-0EP	HANDLE ASSY, TILLER (BLACK)	1	
3	21111-87J10-0EP	·LEVER, SHIFT (BLACK)	1	
4	23230-88L00	·CABLE, SHIFT	1	
5	36620-88L00	·WIRE ASSY, HANDLE	1	
6	36615-96300	··TERMINAL	3	
7	37110-87J20	·SWITCH ASSY, IGNITION	1	
8-1	37141-99E00	··KEY (931)	1	
8-2	37141-99E10	··KEY (932)	1	
8-3	37141-99E20	··KEY (933)	1	
8-4	37141-99E30	··KEY (934)	1	
8-5	37141-99E40	··KEY (935)	1	
8-6	37141-99E50	··KEY (936)	1	
8-7	37141-99E60	··KEY (937)	1	
8-8	37141-99E70	··KEY (938)	1	
8-9	37141-99E80	··KEY (939)	1	
8-10	37141-99E90	··KEY (940)	1	
8-11	37141-99EA0	··KEY (941)	1	
8-12	37141-99EB0	··KEY (942)	1	
9	37143-99E00	··CAP, KEY	1	
10	37149-93J00	··CAP, CYLINDER BODY	1	
11	37820-87J02	·SWITCH ASSY, EMERGENCY	1	
12	37823-92E01	··PLATE, LOCK	1	
13	37826-92E00	··NUT	1	
14	38500-92X50	·BUZZER	1	
15	63111-87J10-0EP	·HOUSING, TILLER HANDLE (BLACK)	1	
16	63121-87J03	·COVER, UNDER	1	
17	63210-93E30	·GRIP, HANDLE	1	
18	63221-87J00	·SHAFT, THROTTLE	1	
19	63223-92D00	·STOPPER, HANDLE ROD	1	
20	63225-93200	·BUSH, HANDLE ROD	1	
21	63227-93200	·PIN, HANDLE ROD	1	
22	63235-87J00	·PLATE, THROTTLE SHAFT	1	

FIG.241

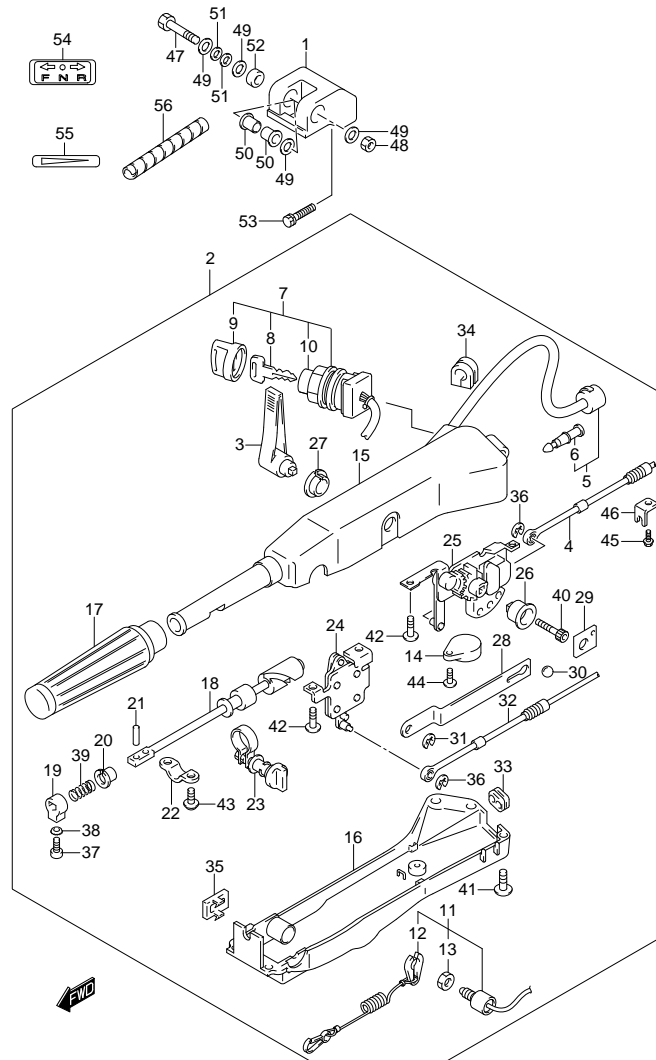


FIG.241 (2-1-12) TILLER HANDLE (DF40AQH E1)

REF NO.	PART NO.	DESCRIPTION	Q'TY	REMARKS
23	63240-87J00	·ADJUSTER, THROTTLE	1	
24	63250-87J01	·ARM ASSY, THROTTLE	1	
25	63260-87J02	·GEAR ASSY, SHIFT	1	
26	63261-87J00	·BUSH, SHIFT GEAR	1	
27	63262-87J00	·BUSH, SHIFT LEVER	1	
28	63271-87J00	·PLATE, LOCK	1	
29	63272-87J00	·PLATE, BALL GUIDE	1	
30	63273-87J00	·BALL	1	
31	63274-87J00	·E RING	1	
32	63610-88L00	·CABLE, THROTTLE	1	
33	63625-99E00	·GROMMET, THROTTLE CABLE	1	
34	63626-99E01	·GROMMET, WIRE HARNESS	1	
35	67263-87J10	·COVER, TRIM SWITCH	1	
36	67292-87J00	·E RING	2	
37	09126-06015	·SCREW (6X23)	1	
38	09163-06001	·LOCK WASHER	1	
39	09440-12027	·SPRING	1	
40	09106-08099	·BOLT (8X50)	1	
41	09125-05047	·SCREW (5X14)	6	
42	63251-87J00	·BOLT (6X12)	4	
43	09136-05008	·SCREW (5X12)	2	
44	02142-05207	·SCREW	1	
45	63611-87J00	·BOLT CLAMP BRACKET	2	
46	63612-87J00	·BRACKET, CLAMP	2	
47	09100-10264	BOLT (10X80)	1	
48	09159-10050	NUT	1	
49	09160-10114	WASHER (10.5X22X1.5)	4	
50	09306-10020	BUSH	2	
51	09164-10016	WASHER	2	
52	43768-90J01	SPACER, TILLER HANDLE	1	
53	09117-10058	BOLT (10X45)	2	
54	21131-96010	MARK, CLUTCH SHIFT	1	
55	63215-93110	MARK, HANDLE GRIP	1	
56	33833-91J00	TUBE, THROTTLE CABLE	1	

FIG.242

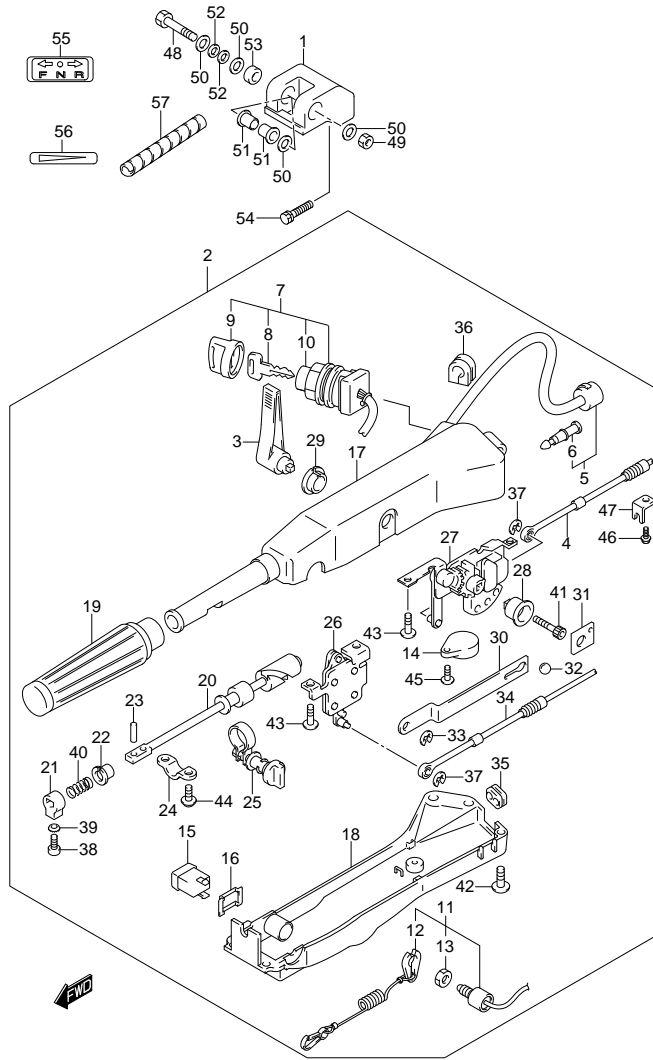


FIG.242 (2-1-13) TILLER HANDLE (DF50ATH E1)

REF NO.	PART NO.	DESCRIPTION	Q'TY	REMARKS
1	43761-87J11-0EP	BRACKET, TILLER HANDLE (BLACK)	1	
2	63110-88L03-0EP	HANDLE ASSY, TILLER (BLACK)	1	
3	21111-87J10-0EP	·LEVER, SHIFT (BLACK)	1	
4	23230-88L00	·CABLE, SHIFT	1	
5	36620-88L00	·WIRE ASSY, HANDLE	1	
6	36615-96300	··TERMINAL	3	
7	37110-87J20	·SWITCH ASSY, IGNITION	1	
8-1	37141-99E00	··KEY (931)	1	
8-2	37141-99E10	··KEY (932)	1	
8-3	37141-99E20	··KEY (933)	1	
8-4	37141-99E30	··KEY (934)	1	
8-5	37141-99E40	··KEY (935)	1	
8-6	37141-99E50	··KEY (936)	1	
8-7	37141-99E60	··KEY (937)	1	
8-8	37141-99E70	··KEY (938)	1	
8-9	37141-99E80	··KEY (939)	1	
8-10	37141-99E90	··KEY (940)	1	
8-11	37141-99EA0	··KEY (941)	1	
8-12	37141-99EB0	··KEY (942)	1	
9	37143-99E00	··CAP, KEY	1	
10	37149-93J00	··CAP, CYLINDER BODY	1	
11	37820-87J02	·SWITCH ASSY, EMERGENCY	1	
12	37823-92E01	··PLATE, LOCK	1	
13	37826-92E00	··NUT	1	
14	38500-92X50	·BUZZER	1	
15	37850-87J00	·SWITCH ASSY, TRIM	1	
16	37852-87J00	·PLATE, TRIM SWITCH	1	
17	63111-87J10-0EP	·HOUSING, TILLER HANDLE (BLACK)	1	
18	63121-87J03	·COVER, UNDER	1	
19	63210-93E30	·GRIP, HANDLE	1	
20	63221-87J00	·SHAFT, THROTTLE	1	
21	63223-92D00	·STOPPER, HANDLE ROD	1	
22	63225-93200	·BUSH, HANDLE ROD	1	

FIG.242

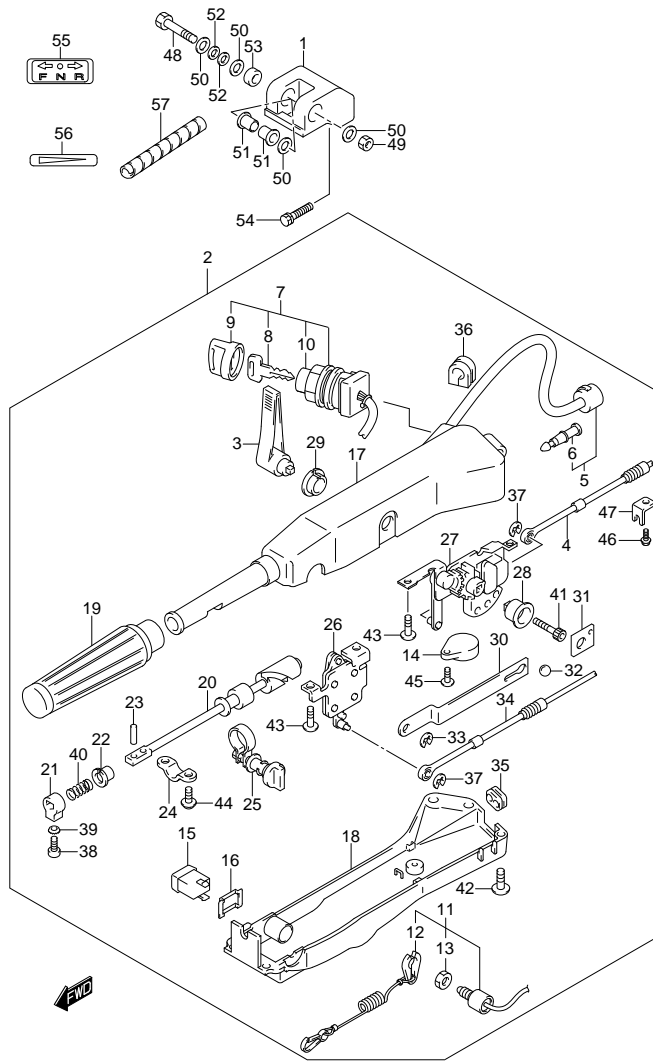


FIG.242 (2-1-14) TILLER HANDLE (DF50ATH E1)

REF NO.	PART NO.	DESCRIPTION	Q'TY	REMARKS
23	63227-93200	·PIN, HANDLE ROD	1	
24	63235-87J00	·PLATE, THROTTLE SHAFT	1	
25	63240-87J00	·ADJUSTER, THROTTLE	1	
26	63250-87J01	·ARM ASSY, THROTTLE	1	
27	63260-87J02	·GEAR ASSY, SHIFT	1	
28	63261-87J00	·BUSH, SHIFT GEAR	1	
29	63262-87J00	·BUSH, SHIFT LEVER	1	
30	63271-87J00	·PLATE, LOCK	1	
31	63272-87J00	·PLATE, BALL GUIDE	1	
32	63273-87J00	·BALL	1	
33	63274-87J00	·E RING	1	
34	63610-88L00	·CABLE, THROTTLE	1	
35	63625-99E00	·GROMMET, THROTTLE CABLE	1	
36	63626-99E01	·GROMMET, WIRE HARNESS	1	
37	67292-87J00	·E RING	2	
38	09126-06015	·SCREW (6X23)	1	
39	09163-06001	·LOCK WASHER	1	
40	09440-12027	·SPRING	1	
41	09106-08099	·BOLT (8X50)	1	
42	09125-05047	·SCREW (5X14)	6	
43	63251-87J00	·BOLT (6X12)	4	
44	09136-05008	·SCREW (5X12)	2	
45	02142-05207	·SCREW	1	
46	63611-87J00	·BOLT CLAMP BRACKET	2	
47	63612-87J00	·BRACKET, CLAMP	2	
48	09100-10264	BOLT (10X80)	1	
49	09159-10050	NUT	1	
50	09160-10114	WASHER (10.5X22X1.5)	4	
51	09306-10020	BUSH	2	
52	09164-10016	WASHER	2	
53	43768-90J01	SPACER, TILLER HANDLE	1	
54	09117-10058	BOLT (10X45)	2	
55	21131-96010	MARK, CLUTCH SHIFT	1	
56	63215-93110	MARK, HANDLE GRIP	1	

FIG.242

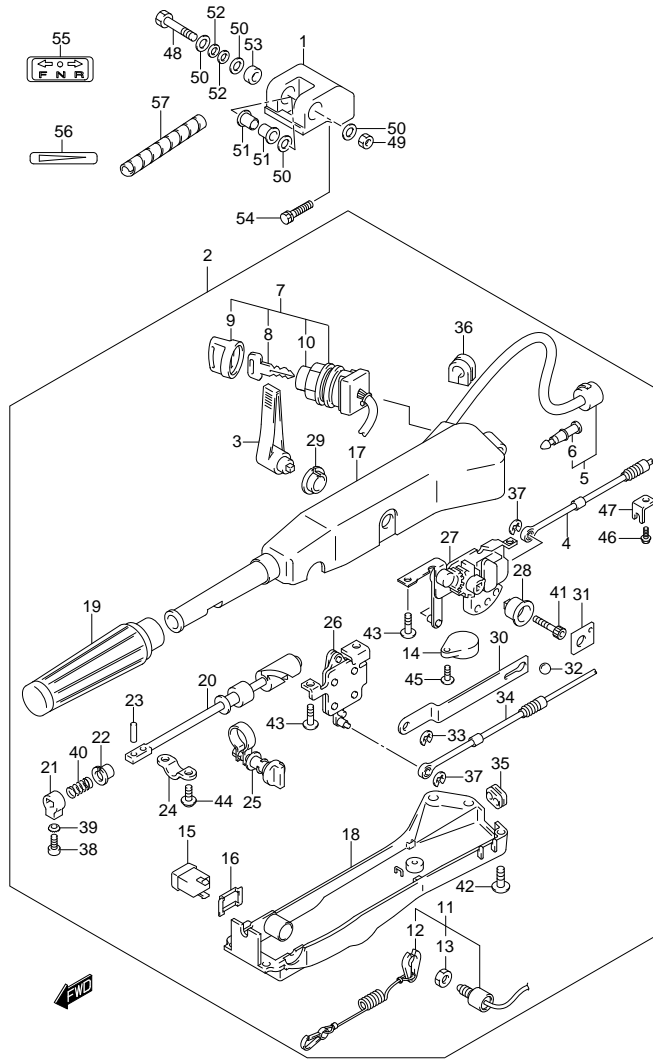


FIG. 242 (2-1-15) TILLER HANDLE (DF50ATH E1)

REF NO.	PART NO.	DESCRIPTION	Q' TY	REMARKS
57	33833-91J00	TUBE, THROTTLE CABLE	1	

FIG.243

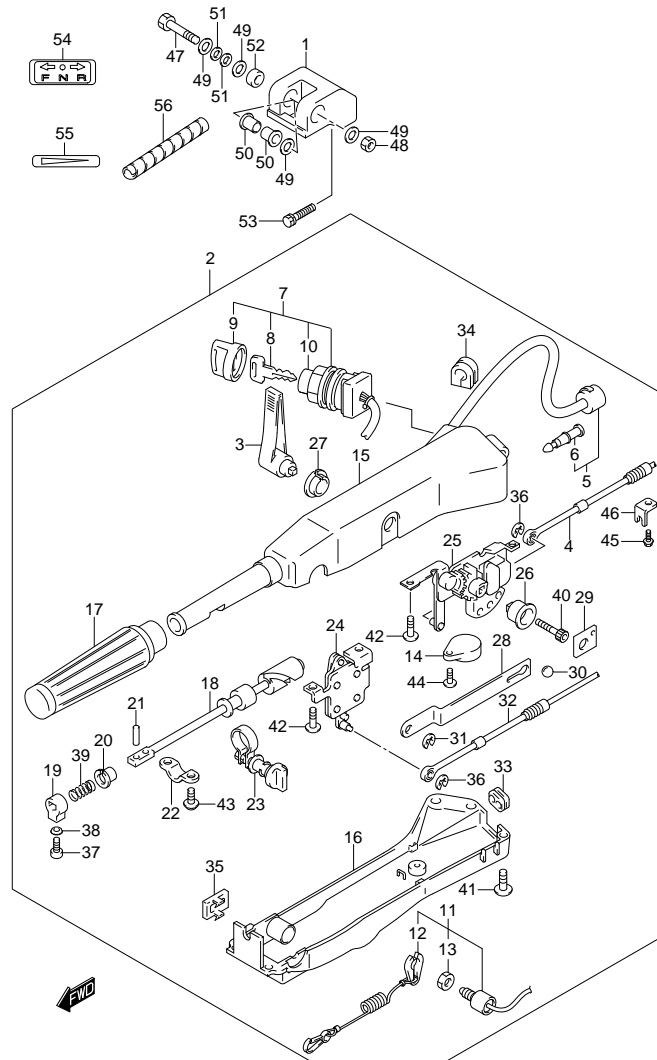


FIG.243 (2-J-2) TILLER HANDLE (DF60AQH E1)

REF. NO.	PART NO.	DESCRIPTION	Q'TY	REMARKS
1	43761-87J11-0EP	BRACKET, TILLER HANDLE (BLACK)	1	
2	63110-88L13-0EP	HANDLE ASSY, TILLER (BLACK)	1	
3	21111-87J10-0EP	·LEVER, SHIFT (BLACK)	1	
4	23230-88L00	·CABLE, SHIFT	1	
5	36620-88L00	·WIRE ASSY, HANDLE	1	
6	36615-96300	··TERMINAL	3	
7	37110-87J20	·SWITCH ASSY, IGNITION	1	
8-1	37141-99E00	··KEY (931)	1	
8-2	37141-99E10	··KEY (932)	1	
8-3	37141-99E20	··KEY (933)	1	
8-4	37141-99E30	··KEY (934)	1	
8-5	37141-99E40	··KEY (935)	1	
8-6	37141-99E50	··KEY (936)	1	
8-7	37141-99E60	··KEY (937)	1	
8-8	37141-99E70	··KEY (938)	1	
8-9	37141-99E80	··KEY (939)	1	
8-10	37141-99E90	··KEY (940)	1	
8-11	37141-99EA0	··KEY (941)	1	
8-12	37141-99EB0	··KEY (942)	1	
9	37143-99E00	··CAP, KEY	1	
10	37149-93J00	··CAP, CYLINDER BODY	1	
11	37820-87J02	·SWITCH ASSY, EMERGENCY	1	
12	37823-92E01	··PLATE, LOCK	1	
13	37826-92E00	··NUT	1	
14	38500-92X50	·BUZZER	1	
15	63111-87J10-0EP	·HOUSING, TILLER HANDLE (BLACK)	1	
16	63121-87J03	·COVER, UNDER	1	
17	63210-93E30	·GRIP, HANDLE	1	
18	63221-87J00	·SHAFT, THROTTLE	1	
19	63223-92D00	·STOPPER, HANDLE ROD	1	
20	63225-93200	·BUSH, HANDLE ROD	1	
21	63227-93200	·PIN, HANDLE ROD	1	
22	63235-87J00	·PLATE, THROTTLE SHAFT	1	

FIG.243

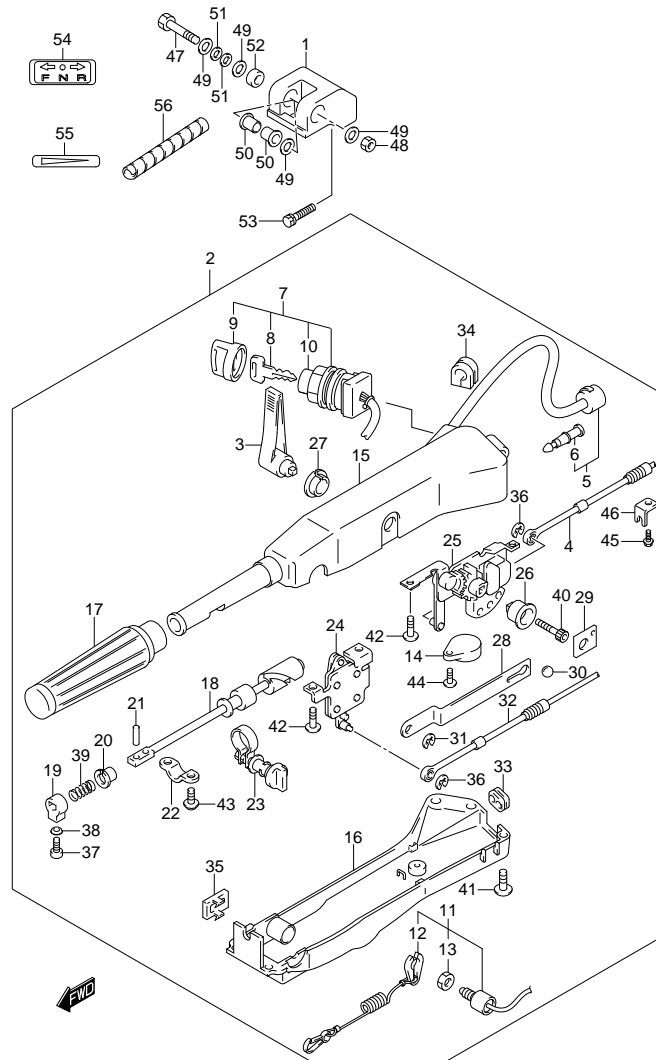


FIG. 243 (2-J-3) TILLER HANDLE (DF60AQH E1)

REF NO.	PART NO.	DESCRIPTION	Q'TY	REMARKS
23	63240-87J00	·ADJUSTER, THROTTLE	1	
24	63250-87J01	·ARM ASSY, THROTTLE	1	
25	63260-87J02	·GEAR ASSY, SHIFT	1	
26	63261-87J00	·BUSH, SHIFT GEAR	1	
27	63262-87J00	·BUSH, SHIFT LEVER	1	
28	63271-87J00	·PLATE, LOCK	1	
29	63272-87J00	·PLATE, BALL GUIDE	1	
30	63273-87J00	·BALL	1	
31	63274-87J00	·E RING	1	
32	63610-88L00	·CABLE, THROTTLE	1	
33	63625-99E00	·GROMMET, THROTTLE CABLE	1	
34	63626-99E01	·GROMMET, WIRE HARNESS	1	
35	67263-87J10	·COVER, TRIM SWITCH	1	
36	67292-87J00	·E RING	2	
37	09126-06015	·SCREW (6X23)	1	
38	09163-06001	·LOCK WASHER	1	
39	09440-12027	·SPRING	1	
40	09106-08099	·BOLT (8X50)	1	
41	09125-05047	·SCREW (5X14)	6	
42	63251-87J00	·BOLT (6X12)	4	
43	09136-05008	·SCREW (5X12)	2	
44	02142-05207	·SCREW	1	
45	63611-87J00	·BOLT CLAMP BRACKET	2	
46	63612-87J00	·BRACKET, CLAMP	2	
47	09100-10264	BOLT (10X80)	1	
48	09159-10050	NUT	1	
49	09160-10114	WASHER (10.5X22X1.5)	4	
50	09306-10020	BUSH	2	
51	09164-10016	WASHER	2	
52	43768-90J01	SPACER, TILLER HANDLE	1	
53	09117-10058	BOLT (10X45)	2	
54	21131-96010	MARK, CLUTCH SHIFT	1	
55	63215-93110	MARK, HANDLE GRIP	1	
56	33833-91J00	TUBE, THROTTLE CABLE	1	

FIG.244

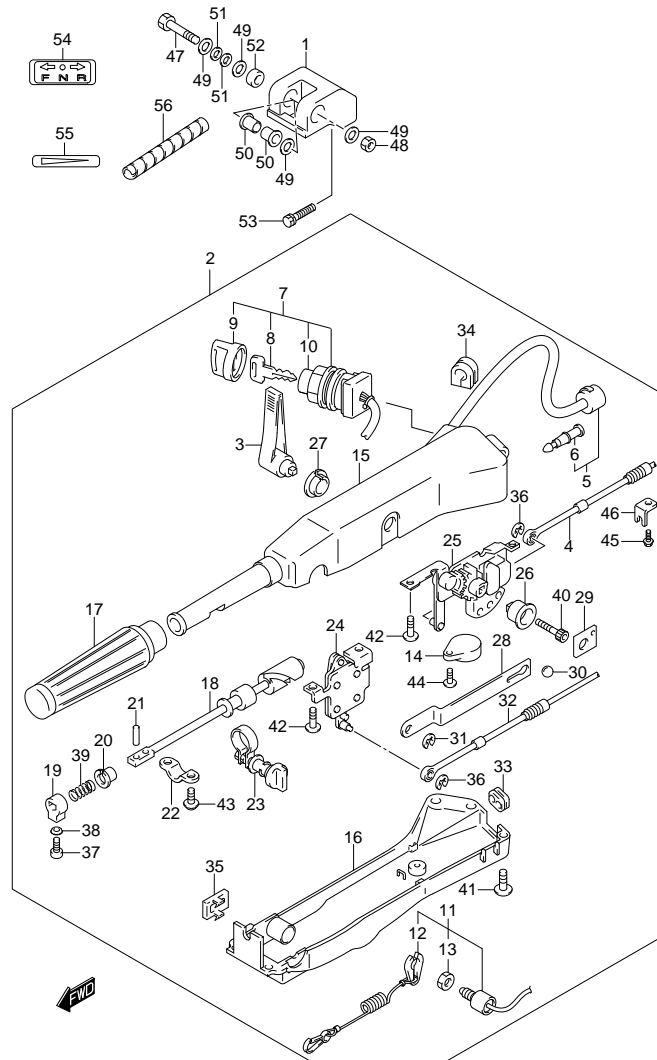


FIG.244 (2-J-4) TILLER HANDLE (DF60AQH E40)

REF NO.	PART NO.	DESCRIPTION	Q'TY	REMARKS
1	43761-87J11-0EP	BRACKET, TILLER HANDLE (BLACK)	1	
2	63110-88L13-0EP	HANDLE ASSY, TILLER (BLACK)	1	
3	21111-87J10-0EP	·LEVER, SHIFT (BLACK)	1	
4	23230-88L00	·CABLE, SHIFT	1	
5	36620-88L00	·WIRE ASSY, HANDLE	1	
6	36615-96300	··TERMINAL	3	
7	37110-87J20	·SWITCH ASSY, IGNITION	1	
8-1	37141-99E00	··KEY (931)	1	
8-2	37141-99E10	··KEY (932)	1	
8-3	37141-99E20	··KEY (933)	1	
8-4	37141-99E30	··KEY (934)	1	
8-5	37141-99E40	··KEY (935)	1	
8-6	37141-99E50	··KEY (936)	1	
8-7	37141-99E60	··KEY (937)	1	
8-8	37141-99E70	··KEY (938)	1	
8-9	37141-99E80	··KEY (939)	1	
8-10	37141-99E90	··KEY (940)	1	
8-11	37141-99EA0	··KEY (941)	1	
8-12	37141-99EB0	··KEY (942)	1	
9	37143-99E00	··CAP, KEY	1	
10	37149-93J00	··CAP, CYLINDER BODY	1	
11	37820-87J02	·SWITCH ASSY, EMERGENCY	1	
12	37823-92E01	··PLATE, LOCK	1	
13	37826-92E00	··NUT	1	
14	38500-92X50	·BUZZER	1	
15	63111-87J10-0EP	·HOUSING, TILLER HANDLE (BLACK)	1	
16	63121-87J03	·COVER, UNDER	1	
17	63210-93E30	·GRIP, HANDLE	1	
18	63221-87J00	·SHAFT, THROTTLE	1	
19	63223-92D00	·STOPPER, HANDLE ROD	1	
20	63225-93200	·BUSH, HANDLE ROD	1	
21	63227-93200	·PIN, HANDLE ROD	1	
22	63235-87J00	·PLATE, THROTTLE SHAFT	1	

FIG.244

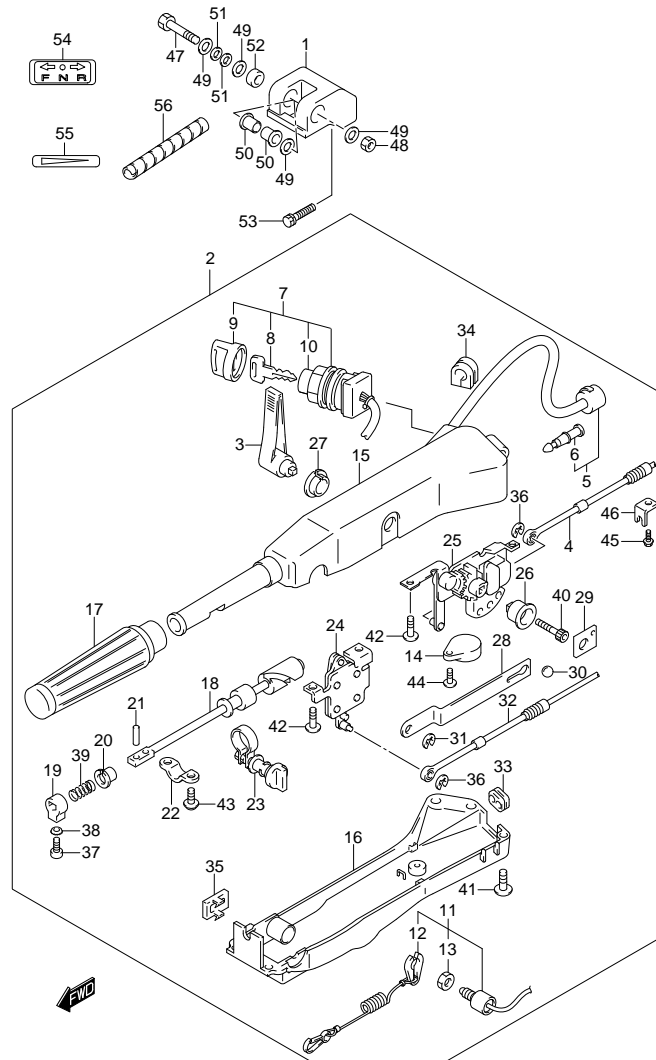


FIG.244 (2-J-5) TILLER HANDLE (DF60AQH E40)

REF NO.	PART NO.	DESCRIPTION	Q'TY	REMARKS
23	63240-87J00	·ADJUSTER, THROTTLE	1	
24	63250-87J01	·ARM ASSY, THROTTLE	1	
25	63260-87J02	·GEAR ASSY, SHIFT	1	
26	63261-87J00	·BUSH, SHIFT GEAR	1	
27	63262-87J00	·BUSH, SHIFT LEVER	1	
28	63271-87J00	·PLATE, LOCK	1	
29	63272-87J00	·PLATE, BALL GUIDE	1	
30	63273-87J00	·BALL	1	
31	63274-87J00	·E RING	1	
32	63610-88L00	·CABLE, THROTTLE	1	
33	63625-99E00	·GROMMET, THROTTLE CABLE	1	
34	63626-99E01	·GROMMET, WIRE HARNESS	1	
35	67263-87J10	·COVER, TRIM SWITCH	1	
36	67292-87J00	·E RING	2	
37	09126-06015	·SCREW (6X23)	1	
38	09163-06001	·LOCK WASHER	1	
39	09440-12027	·SPRING	1	
40	09106-08099	·BOLT (8X50)	1	
41	09125-05047	·SCREW (5X14)	6	
42	63251-87J00	·BOLT (6X12)	4	
43	09136-05008	·SCREW (5X12)	2	
44	02142-05207	·SCREW	1	
45	63611-87J00	·BOLT CLAMP BRACKET	2	
46	63612-87J00	·BRACKET, CLAMP	2	
47	09100-10264	BOLT (10X80)	1	
48	09159-10050	NUT	1	
49	09160-10114	WASHER (10.5X22X1.5)	4	
50	09306-10020	BUSH	2	
51	09164-10016	WASHER	2	
52	43768-90J01	SPACER, TILLER HANDLE	1	
53	09117-10058	BOLT (10X45)	2	
54	21131-96010	MARK, CLUTCH SHIFT	1	
55	63215-93110	MARK, HANDLE GRIP	1	
56	33833-91J00	TUBE, THROTTLE CABLE	1	

FIG.245

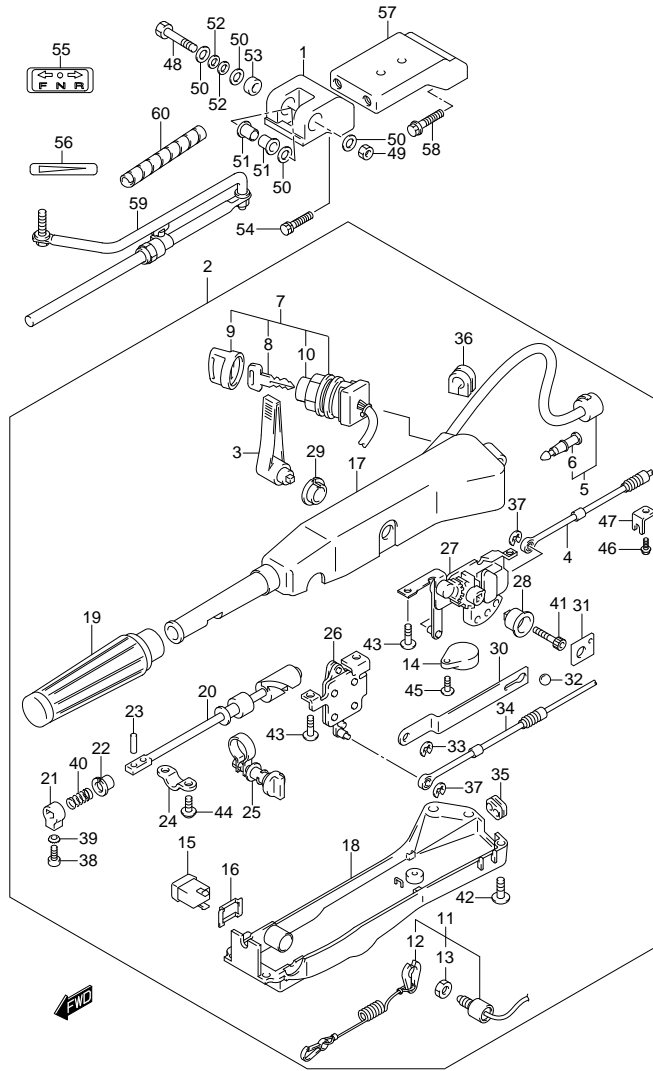


FIG.245 (2-J-6) TILLER HANDLE (DF60ATH E1)

REF NO.	PART NO.	DESCRIPTION	Q'TY	REMARKS
1	43761-87J11-0EP	BRACKET, TILLER HANDLE (BLACK)	1	
2	63110-88L03-0EP	HANDLE ASSY, TILLER (BLACK)	1	
3	21111-87J10-0EP	·LEVER, SHIFT (BLACK)	1	
4	23230-88L00	·CABLE, SHIFT	1	
5	36620-88L00	·WIRE ASSY, HANDLE	1	
6	36615-96300	··TERMINAL	3	
7	37110-87J20	·SWITCH ASSY, IGNITION	1	
8-1	37141-99E00	··KEY (931)	1	
8-2	37141-99E10	··KEY (932)	1	
8-3	37141-99E20	··KEY (933)	1	
8-4	37141-99E30	··KEY (934)	1	
8-5	37141-99E40	··KEY (935)	1	
8-6	37141-99E50	··KEY (936)	1	
8-7	37141-99E60	··KEY (937)	1	
8-8	37141-99E70	··KEY (938)	1	
8-9	37141-99E80	··KEY (939)	1	
8-10	37141-99E90	··KEY (940)	1	
8-11	37141-99EA0	··KEY (941)	1	
8-12	37141-99EB0	··KEY (942)	1	
9	37143-99E00	··CAP, KEY	1	
10	37149-93J00	··CAP, CYLINDER BODY	1	
11	37820-87J02	·SWITCH ASSY, EMERGENCY	1	
12	37823-92E01	··PLATE, LOCK	1	
13	37826-92E00	··NUT	1	
14	38500-92X50	·BUZZER	1	
15	37850-87J00	·SWITCH ASSY, TRIM	1	
16	37852-87J00	·PLATE, TRIM SWITCH	1	
17	63111-87J10-0EP	·HOUSING, TILLER HANDLE (BLACK)	1	
18	63121-87J03	·COVER, UNDER	1	
19	63210-93E30	·GRIP, HANDLE	1	
20	63221-87J00	·SHAFT, THROTTLE	1	
21	63223-92D00	·STOPPER, HANDLE ROD	1	
22	63225-93200	·BUSH, HANDLE ROD	1	

FIG.245

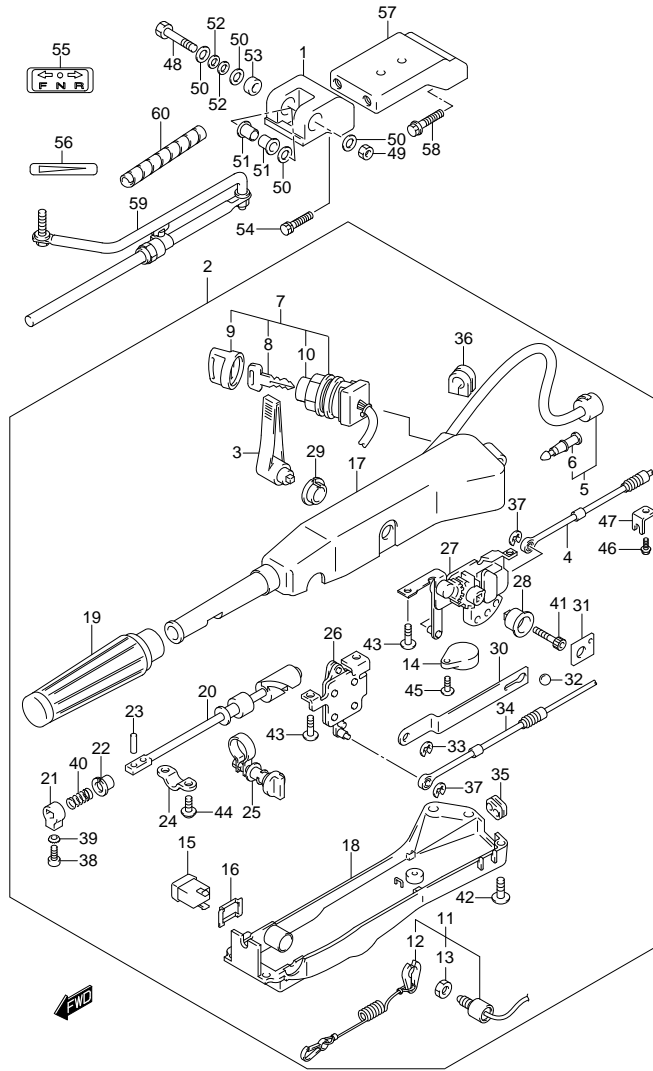


FIG.245 (2-J-7) TILLER HANDLE (DF60ATH E1)

REF NO.	PART NO.	DESCRIPTION	Q'TY	REMARKS
23	63227-93200	·PIN, HANDLE ROD	1	
24	63235-87J00	·PLATE, THROTTLE SHAFT	1	
25	63240-87J00	·ADJUSTER, THROTTLE	1	
26	63250-87J01	·ARM ASSY, THROTTLE	1	
27	63260-87J02	·GEAR ASSY, SHIFT	1	
28	63261-87J00	·BUSH, SHIFT GEAR	1	
29	63262-87J00	·BUSH, SHIFT LEVER	1	
30	63271-87J00	·PLATE, LOCK	1	
31	63272-87J00	·PLATE, BALL GUIDE	1	
32	63273-87J00	·BALL	1	
33	63274-87J00	·E RING	1	
34	63610-88L00	·CABLE, THROTTLE	1	
35	63625-99E00	·GROMMET, THROTTLE CABLE	1	
36	63626-99E01	·GROMMET, WIRE HARNESS	1	
37	67292-87J00	·E RING	2	
38	09126-06015	·SCREW (6X23)	1	
39	09163-06001	·LOCK WASHER	1	
40	09440-12027	·SPRING	1	
41	09106-08099	·BOLT (8X50)	1	
42	09125-05047	·SCREW (5X14)	6	
43	63251-87J00	·BOLT (6X12)	4	
44	09136-05008	·SCREW (5X12)	2	
45	02142-05207	·SCREW	1	
46	63611-87J00	·BOLT CLAMP BRACKET	2	
47	63612-87J00	·BRACKET, CLAMP	2	
48	09100-10264	BOLT (10X80)	1	
49	09159-10050	NUT	1	
50	09160-10114	WASHER (10.5X22X1.5)	4	
51	09306-10020	BUSH	2	
52	09164-10016	WASHER	2	
53	43768-90J01	SPACER, TILLER HANDLE	1	
54	09117-10058	BOLT (10X45)	2	
55	21131-96010	MARK, CLUTCH SHIFT	1	
56	63215-93110	MARK, HANDLE GRIP	1	

FIG.245

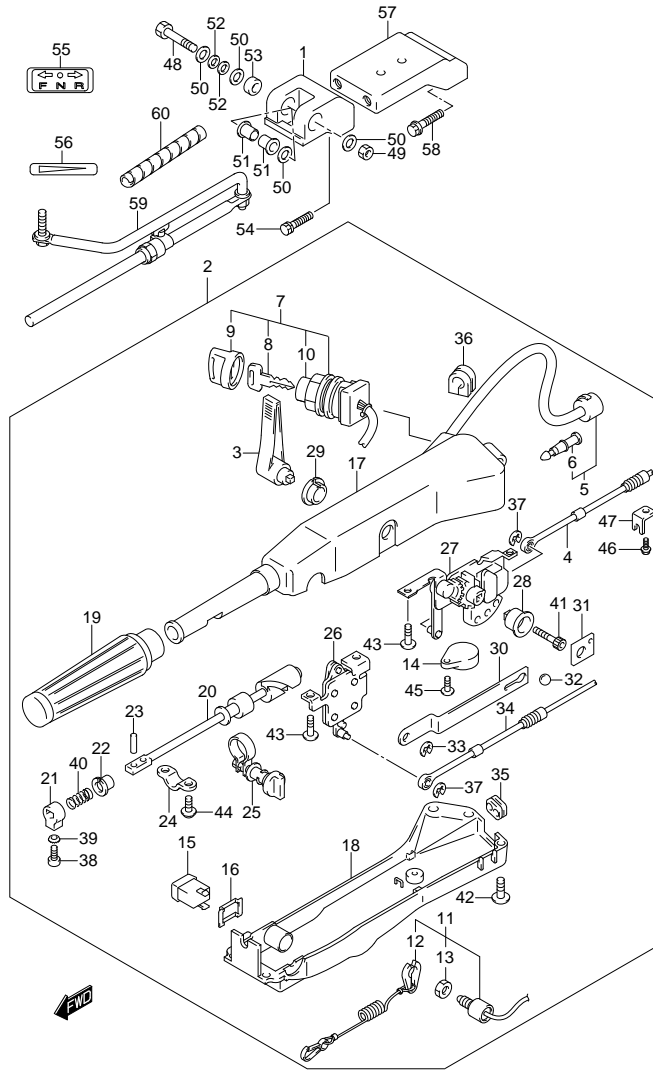


FIG. 245 (2-J-8) TILLER HANDLE (DF60ATH E1)

REF NO.	PART NO.	DESCRIPTION	QTY	REMARKS
57	43755-87L12-0EP	EXTENSION, STRG BRKT (BLACK)	1	
58	09116-10150	BOLT (10X55)	2	
59	43770-99E03	ADJUSTER ASSY, STEERING	1	
60	33833-91J00	TUBE, THROTTLE CABLE	1	

FIG.246

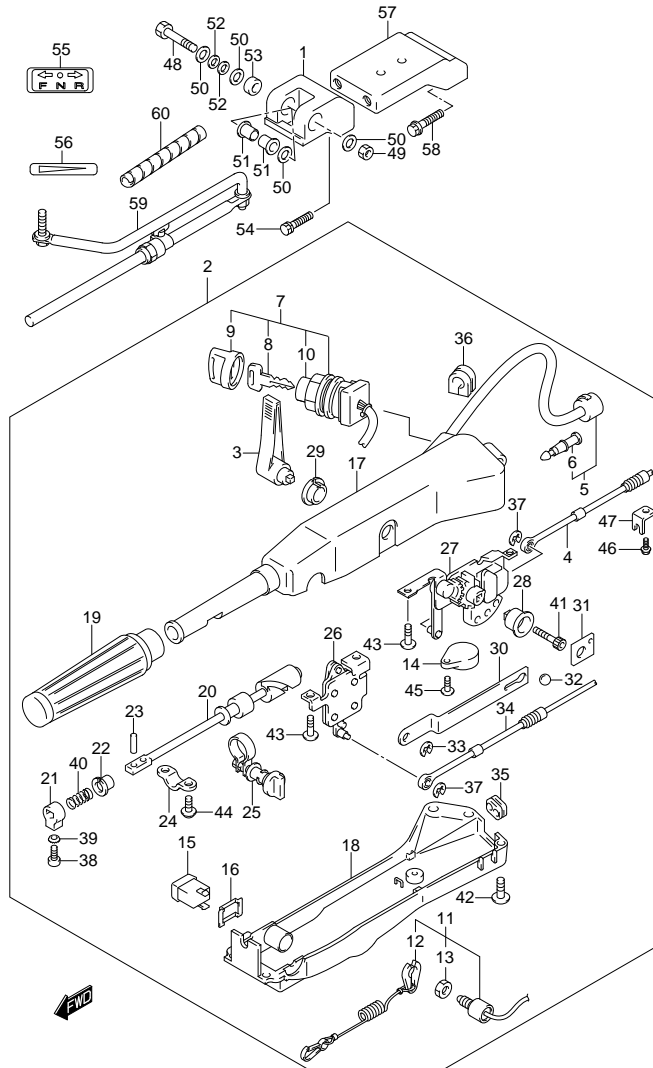


FIG.246 (2-J-9) TILLER HANDLE (DF60ATH E40)

REF NO.	PART NO.	DESCRIPTION	Q'TY	REMARKS
1	43761-87J11-0EP	BRACKET, TILLER HANDLE (BLACK)	1	
2	63110-88L03-0EP	HANDLE ASSY, TILLER (BLACK)	1	
3	21111-87J10-0EP	·LEVER, SHIFT (BLACK)	1	
4	23230-88L00	·CABLE, SHIFT	1	
5	36620-88L00	·WIRE ASSY, HANDLE	1	
6	36615-96300	··TERMINAL	3	
7	37110-87J20	·SWITCH ASSY, IGNITION	1	
8-1	37141-99E00	··KEY (931)	1	
8-2	37141-99E10	··KEY (932)	1	
8-3	37141-99E20	··KEY (933)	1	
8-4	37141-99E30	··KEY (934)	1	
8-5	37141-99E40	··KEY (935)	1	
8-6	37141-99E50	··KEY (936)	1	
8-7	37141-99E60	··KEY (937)	1	
8-8	37141-99E70	··KEY (938)	1	
8-9	37141-99E80	··KEY (939)	1	
8-10	37141-99E90	··KEY (940)	1	
8-11	37141-99EA0	··KEY (941)	1	
8-12	37141-99EB0	··KEY (942)	1	
9	37143-99E00	··CAP, KEY	1	
10	37149-93J00	··CAP, CYLINDER BODY	1	
11	37820-87J02	·SWITCH ASSY, EMERGENCY	1	
12	37823-92E01	··PLATE, LOCK	1	
13	37826-92E00	··NUT	1	
14	38500-92X50	·BUZZER	1	
15	37850-87J00	·SWITCH ASSY, TRIM	1	
16	37852-87J00	·PLATE, TRIM SWITCH	1	
17	63111-87J10-0EP	·HOUSING, TILLER HANDLE (BLACK)	1	
18	63121-87J03	·COVER, UNDER	1	
19	63210-93E30	·GRIP, HANDLE	1	
20	63221-87J00	·SHAFT, THROTTLE	1	
21	63223-92D00	·STOPPER, HANDLE ROD	1	
22	63225-93200	·BUSH, HANDLE ROD	1	

FIG.246

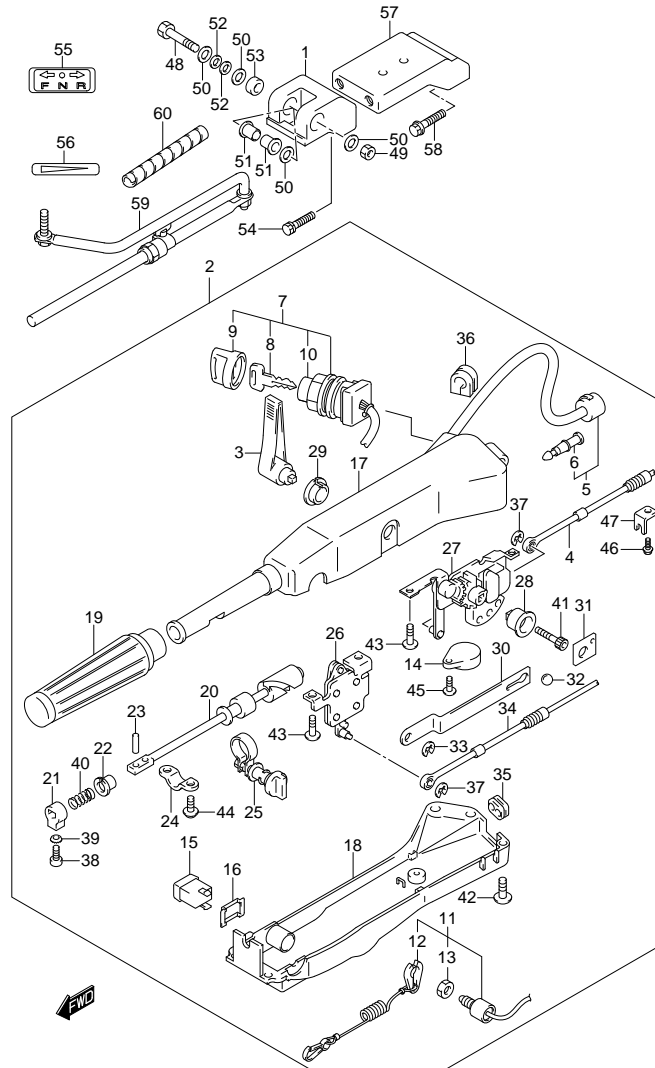


FIG.246 (2-J-10) TILLER HANDLE (DF60ATH E40)

REF NO.	PART NO.	DESCRIPTION	Q'TY	REMARKS
23	63227-93200	·PIN, HANDLE ROD	1	
24	63235-87J00	·PLATE, THROTTLE SHAFT	1	
25	63240-87J00	·ADJUSTER, THROTTLE	1	
26	63250-87J01	·ARM ASSY, THROTTLE	1	
27	63260-87J02	·GEAR ASSY, SHIFT	1	
28	63261-87J00	·BUSH, SHIFT GEAR	1	
29	63262-87J00	·BUSH, SHIFT LEVER	1	
30	63271-87J00	·PLATE, LOCK	1	
31	63272-87J00	·PLATE, BALL GUIDE	1	
32	63273-87J00	·BALL	1	
33	63274-87J00	·E RING	1	
34	63610-88L00	·CABLE, THROTTLE	1	
35	63625-99E00	·GROMMET, THROTTLE CABLE	1	
36	63626-99E01	·GROMMET, WIRE HARNESS	1	
37	67292-87J00	·E RING	2	
38	09126-06015	·SCREW (6X23)	1	
39	09163-06001	·LOCK WASHER	1	
40	09440-12027	·SPRING	1	
41	09106-08099	·BOLT (8X50)	1	
42	09125-05047	·SCREW (5X14)	6	
43	63251-87J00	·BOLT (6X12)	4	
44	09136-05008	·SCREW (5X12)	2	
45	02142-05207	·SCREW	1	
46	63611-87J00	·BOLT CLAMP BRACKET	2	
47	63612-87J00	·BRACKET, CLAMP	2	
48	09100-10264	BOLT (10X80)	1	
49	09159-10050	NUT	1	
50	09160-10114	WASHER (10.5X22X1.5)	4	
51	09306-10020	BUSH	2	
52	09164-10016	WASHER	2	
53	43768-90J01	SPACER, TILLER HANDLE	1	
54	09117-10058	BOLT (10X45)	2	
55	21131-96010	MARK, CLUTCH SHIFT	1	
56	63215-93110	MARK, HANDLE GRIP	1	

FIG.246

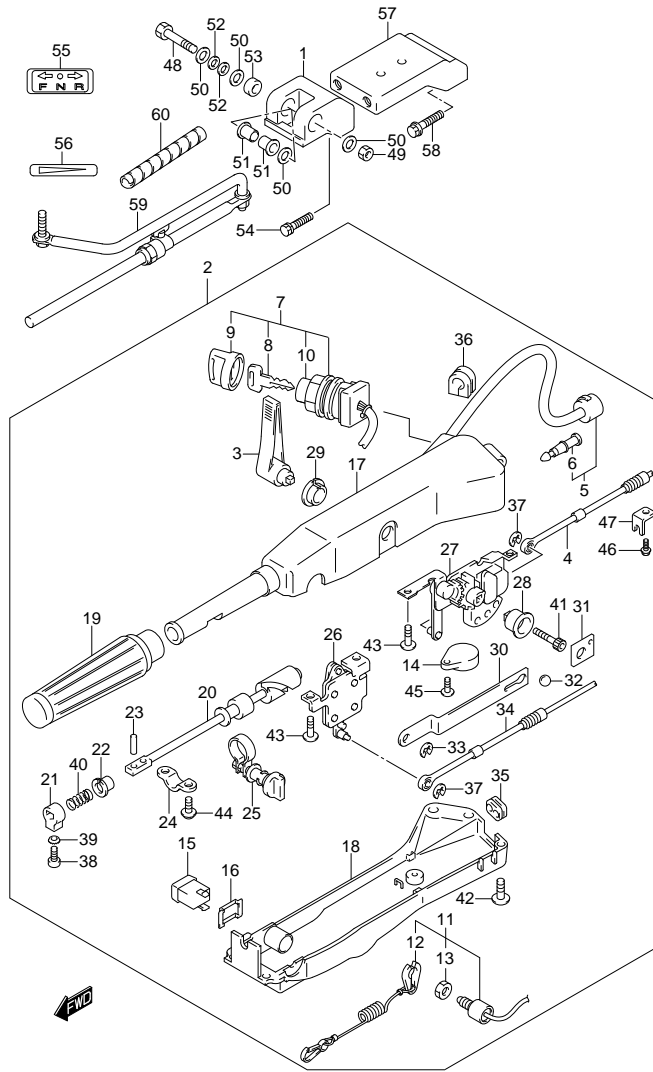


FIG.246 (2-J-11) TILLER HANDLE (DF60ATH E40)

REF NO.	PART NO.	DESCRIPTION	QTY	REMARKS
57	43755-87L12-0EP	EXTENSION, STRG BRKT (BLACK)	1	
58	09116-10150	BOLT (10X55)	2	
59	43770-99E03	ADJUSTER ASSY, STEERING	1	
60	33833-91J00	TUBE, THROTTLE CABLE	1	

FIG.247

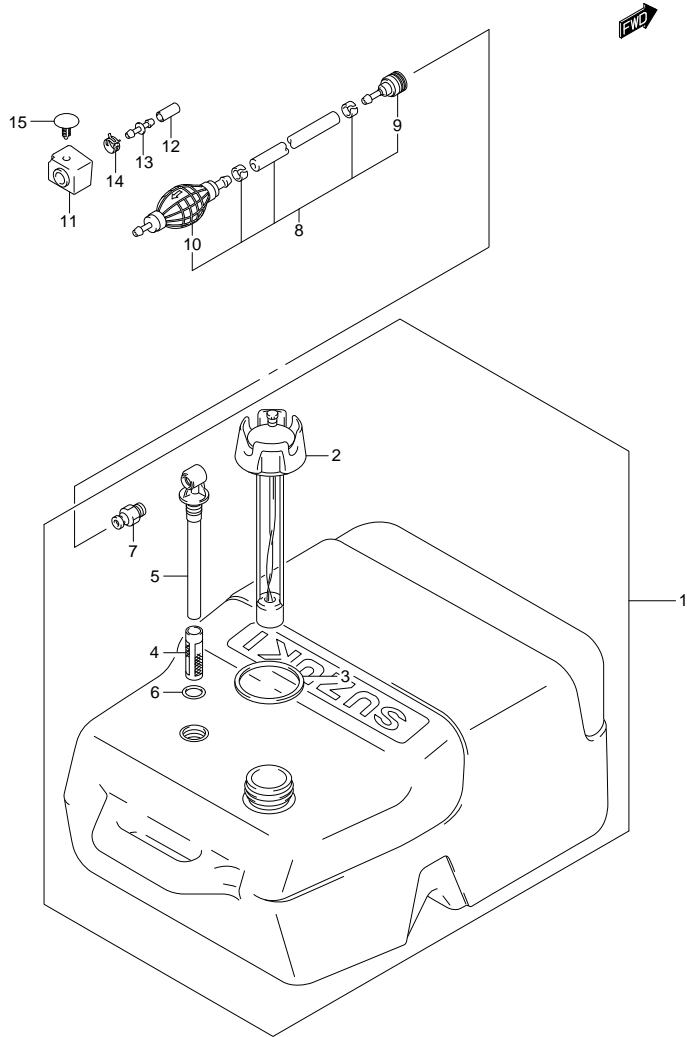


FIG.247 (2-J-12) FUEL TANK (PLASTIC)

REF NO.	PART NO.	DESCRIPTION	QTY	REMARKS
1	65000-95D01	TANK ASSY, FUEL (25L)	1	
2	65520-95D00	·CAP ASSY, FUEL TANK	1	
3	65561-95D00	·GASKET, TANK CAP	1	
4	65831-95D00	·FILTER, OUTLET	1	
5	65890-95D00	·OUTLET ASSY	1	
6	65892-95D00	·O RING, FUEL OUTLET	1	
7	65740-95D01	·PLUG, FUEL CONNECTOR	1	
8	65700-90J12	HOSE, FUEL	1	
9	65750-95500	·SOCKET	1	
10	65770-95505	·PUMP, SQUEEZE	1	
11	61188-88L00	GROMMET, FUEL HOSE	1	
12	09251-07003	CAP	1	
13	09367-08001	JOINT	1	
14	09401-11423	CLIP	1	
15	09409-05312-6GS	CLIP	1	

FIG.248

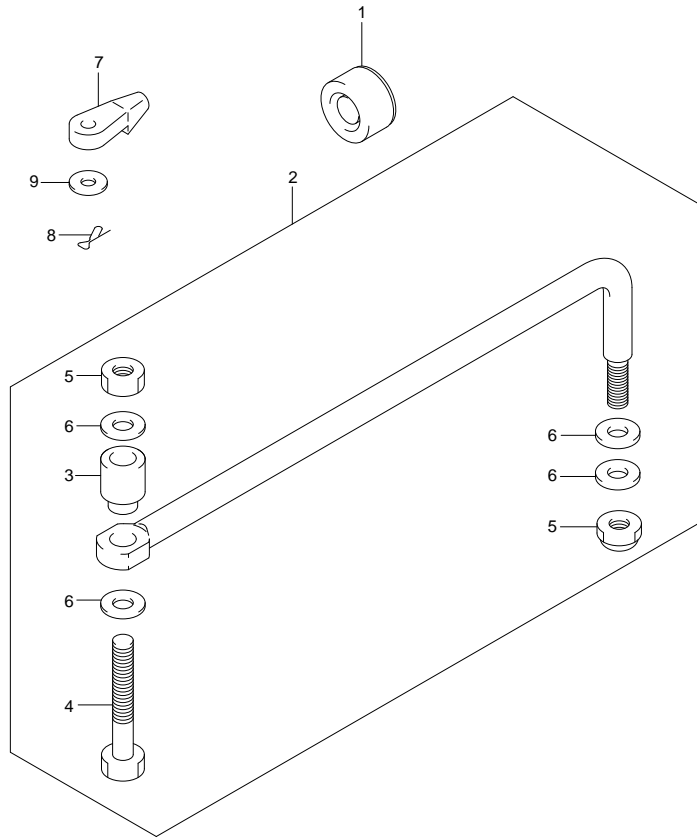


FIG. 248 (2-J-13) DRAG LINK (DF40A E1)

REF NO.	PART NO.	DESCRIPTION	QTY	REMARKS
1	41161-94400	SEAL, STEERING CABLE	1	
2	67701-87J11	LINK, DRAG	1	
3	67721-87J00	·SPACER	1	
4	67725-99E00	·BOLT, DRAG LINK	1	
5	67726-99E00	·NUT	2	
6	67728-99E00	·WASHER	4	
7	67467-89J01	CONNECTOR, REMOCON CABLE	2	
8	09385-06012	CLIP	2	
9	09160-06055	WASHER (7X12X1)	2	

FIG.249

FIG.249 (2-J-14) DRAG LINK (DF40AQH E1)

REF. NO.	PART NO.	DESCRIPTION	Q' TY	REMARKS
1	67467-89J01	CONNECTOR, REMOCON CABLE	2	
2	09385-06012	CLIP	2	
3	09160-06055	WASHER (7X12X1)	2	
4	67700-93J00	LINK SET, DRAG	1	OPT

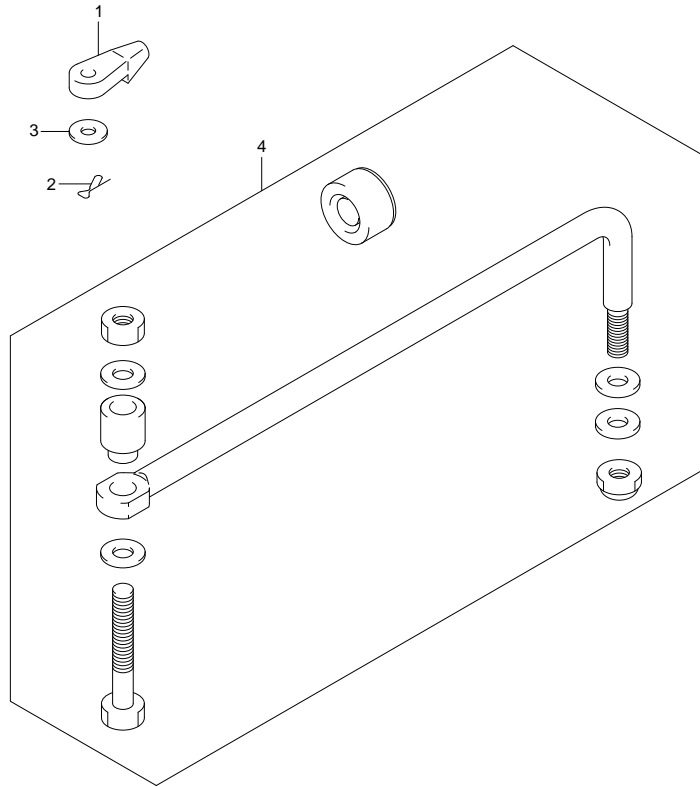


FIG.250

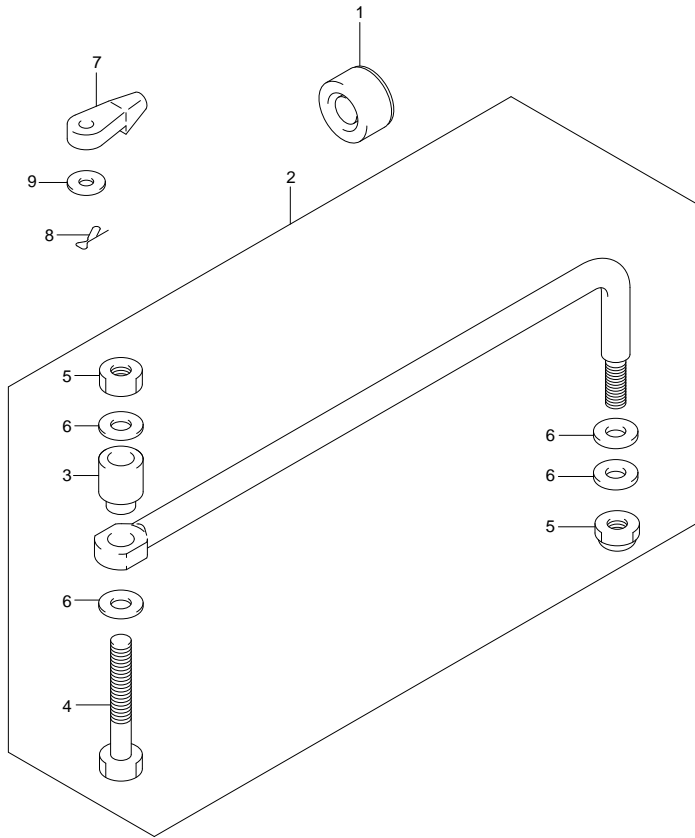


FIG. 250 (2-J-15) DRAG LINK (DF40AST E34)

REF NO.	PART NO.	DESCRIPTION	QTY	REMARKS
1	41161-94400	SEAL, STEERING CABLE	1	
2	67701-87J11	LINK, DRAG	1	
3	67721-87J00	·SPACER	1	
4	67725-99E00	·BOLT, DRAG LINK	1	
5	67726-99E00	·NUT	2	
6	67728-99E00	·WASHER	4	
7	67467-89J01	CONNECTOR, REMOCON CABLE	2	
8	09385-06012	CLIP	2	
9	09160-06055	WASHER (7X12X1)	2	

FIG.251

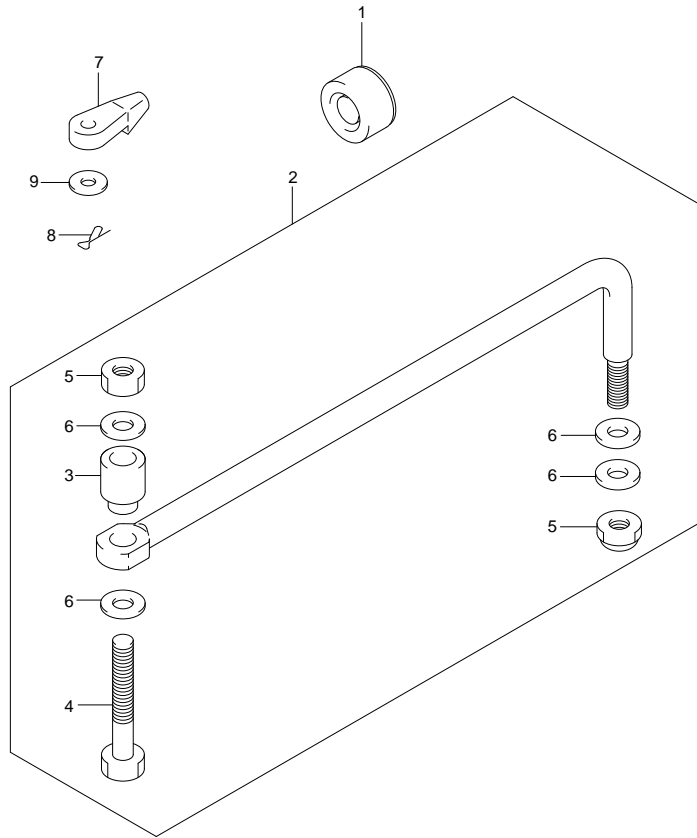


FIG. 251 (2-K-2) DRAG LINK (DF50A E1)

REF NO.	PART NO.	DESCRIPTION	QTY	REMARKS
1	41161-94400	SEAL, STEERING CABLE	1	
2	67701-87J11	LINK, DRAG	1	
3	67721-87J00	·SPACER	1	
4	67725-99E00	·BOLT, DRAG LINK	1	
5	67726-99E00	·NUT	2	
6	67728-99E00	·WASHER	4	
7	67467-89J01	CONNECTOR, REMOCON CABLE	2	
8	09385-06012	CLIP	2	
9	09160-06055	WASHER (7X12X1)	2	

FIG.252

FIG. 252 (2-K-3) DRAG LINK (DF50ATH E1)

REF. NO.	PART NO.	DESCRIPTION	Q' TY	REMARKS
1	67467-89J01	CONNECTOR, REMOCON CABLE	2	
2	09385-06012	CLIP	2	
3	09160-06055	WASHER (7X12X1)	2	
4	67700-93J00	LINK SET, DRAG	1	OPT

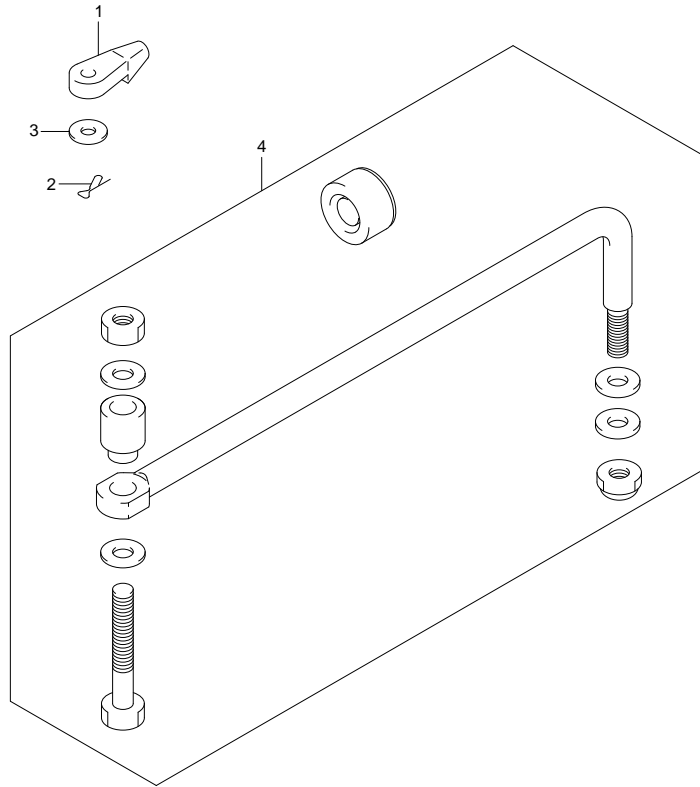


FIG.253

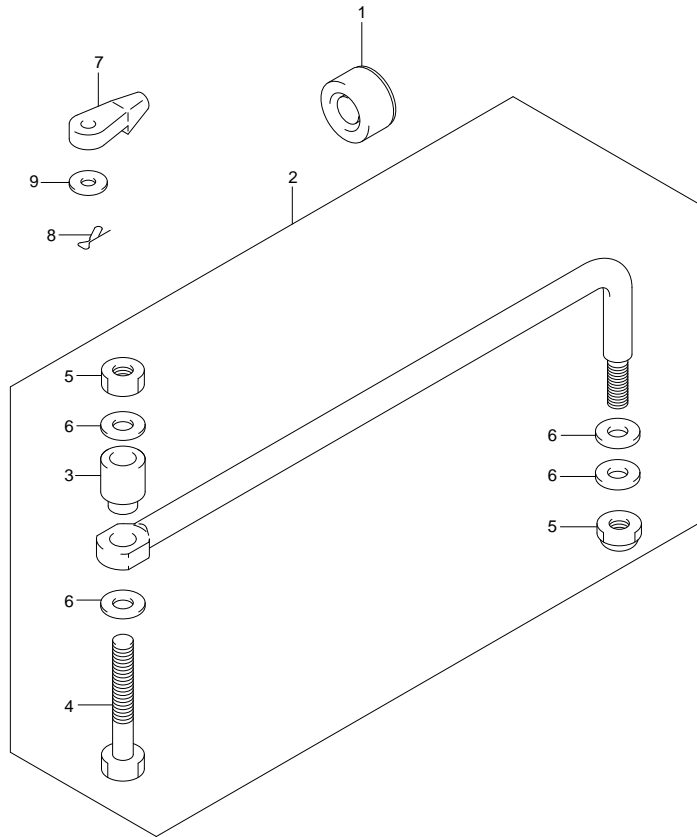


FIG. 253 (2-K-4) DRAG LINK (DF60A E1)

REF NO.	PART NO.	DESCRIPTION	Q' TY	REMARKS
1	41161-94400	SEAL, STEERING CABLE	1	
2	67701-87J11	LINK, DRAG	1	
3	67721-87J00	·SPACER	1	
4	67725-99E00	·BOLT, DRAG LINK	1	
5	67726-99E00	·NUT	2	
6	67728-99E00	·WASHER	4	
7	67467-89J01	CONNECTOR, REMOCON CABLE	2	
8	09385-06012	CLIP	2	
9	09160-06055	WASHER (7X12X1)	2	



FIG.254

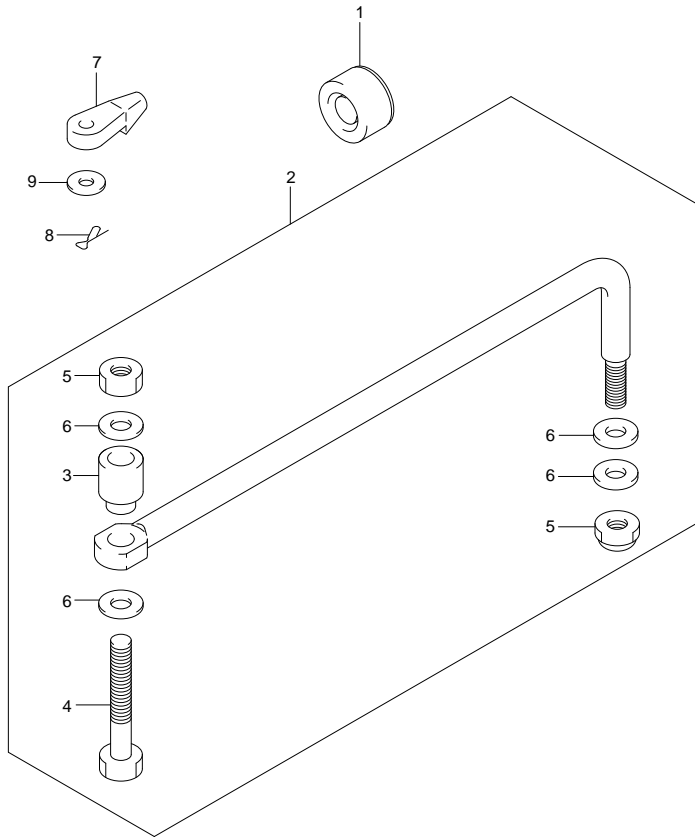


FIG. 254 (2-K-5) DRAG LINK (DF60A E40)

REF NO.	PART NO.	DESCRIPTION	QTY	REMARKS
1	41161-94400	SEAL, STEERING CABLE	1	
2	67701-87J11	LINK, DRAG	1	
3	67721-87J00	·SPACER	1	
4	67725-99E00	·BOLT, DRAG LINK	1	
5	67726-99E00	·NUT	2	
6	67728-99E00	·WASHER	4	
7	67467-89J01	CONNECTOR, REMOCON CABLE	2	
8	09385-06012	CLIP	2	
9	09160-06055	WASHER (7X12X1)	2	

FIG.255

FIG.255 (2-K-6) DRAG LINK (DF60AQH E1)

REF. NO.	PART NO.	DESCRIPTION	Q' TY	REMARKS
1	67467-89J01	CONNECTOR, REMOCON CABLE	2	
2	09385-06012	CLIP	2	
3	09160-06055	WASHER (7X12X1)	2	
4	67700-93J00	LINK SET, DRAG	1	OPT

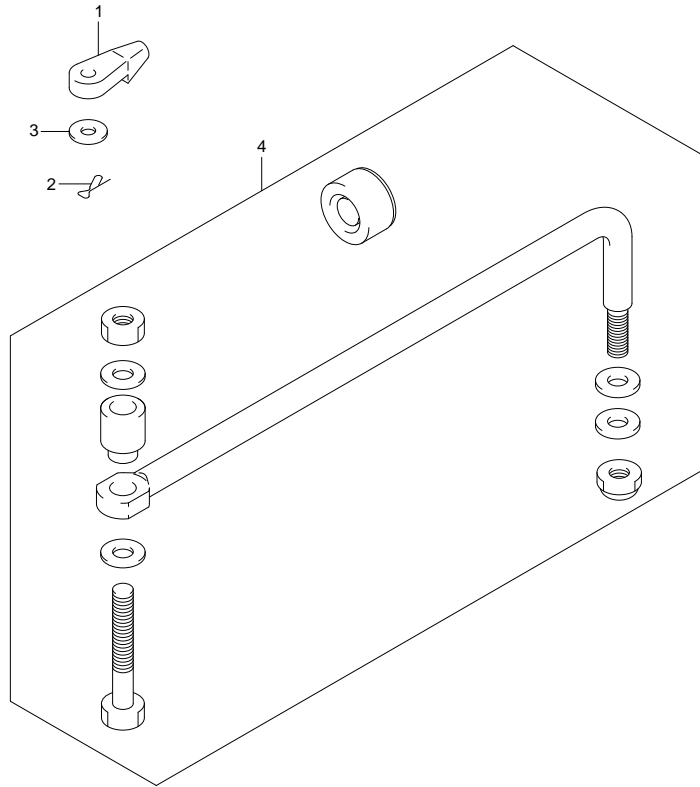


FIG.256

FIG.256 (2-K-7) DRAG LINK (DF60AQH E40)

REF. NO.	PART NO.	DESCRIPTION	Q'TY	REMARKS
1	67467-89J01	CONNECTOR, REMOCON CABLE	2	
2	09385-06012	CLIP	2	
3	09160-06055	WASHER (7X12X1)	2	
4	67700-93J00	LINK SET, DRAG	1	OPT

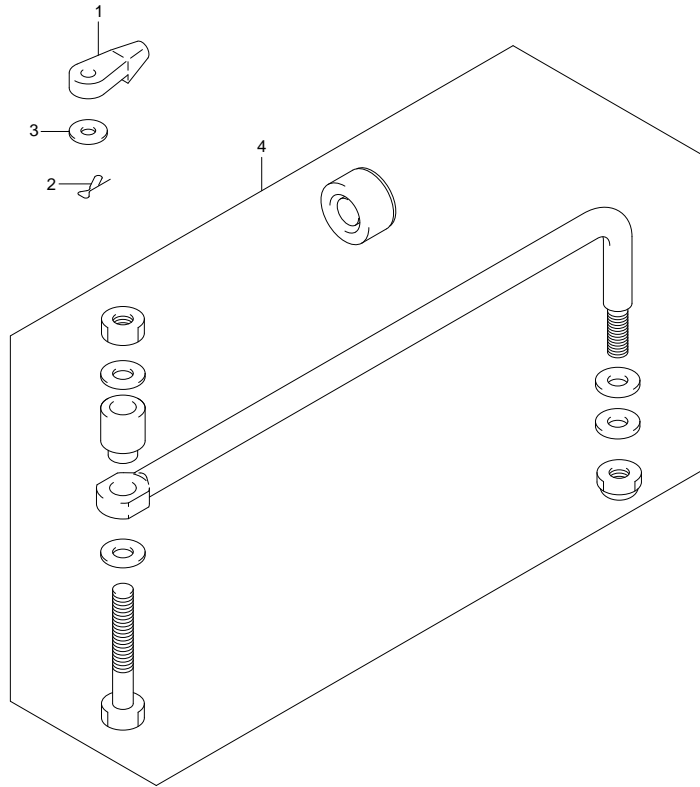


FIG.257

FIG.257 (2-K-8) DRAG LINK (DF60ATH E1)

REF. NO.	PART NO.	DESCRIPTION	Q' TY	REMARKS
1	67467-89J01	CONNECTOR, REMOCON CABLE	2	
2	09385-06012	CLIP	2	
3	09160-06055	WASHER (7X12X1)	2	
4	67700-93J00	LINK SET, DRAG	1	OPT

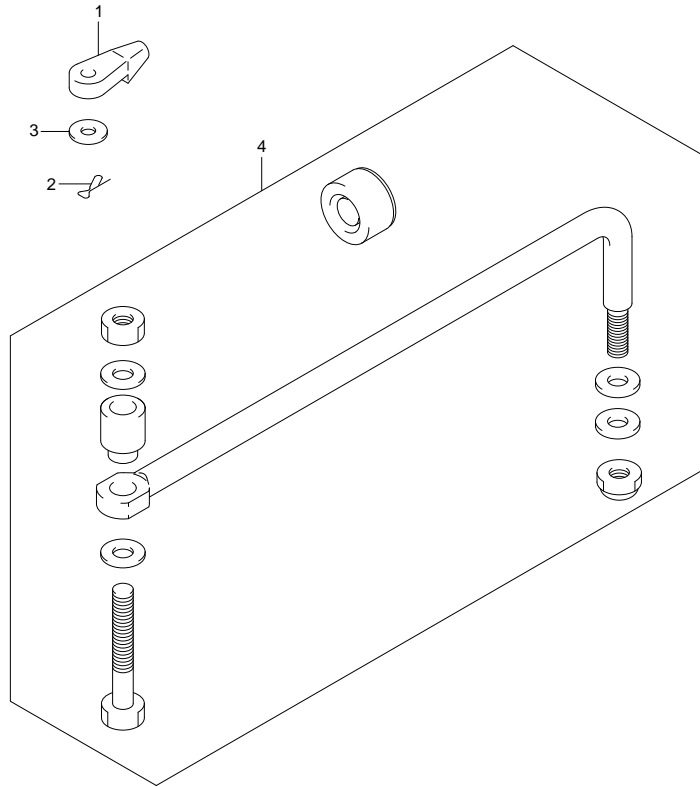


FIG.258

FIG.258 (2-K-9) DRAG LINK (DF60ATH E40)

REF. NO.	PART NO.	DESCRIPTION	Q'TY	REMARKS
1	67467-89J01	CONNECTOR, REMOCON CABLE	2	
2	09385-06012	CLIP	2	
3	09160-06055	WASHER (7X12X1)	2	
4	67700-93J00	LINK SET, DRAG	1	OPT

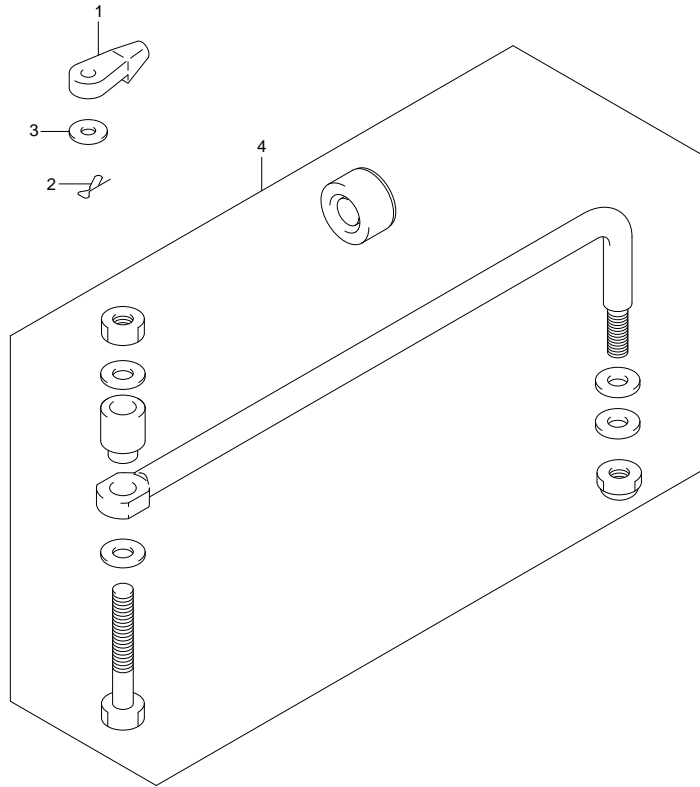


FIG.259

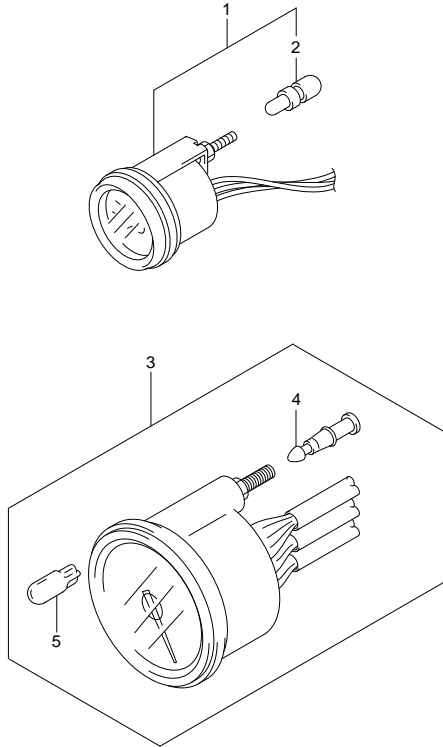


FIG.259 (2-K-10) METER (DF40A E1)

REF. NO.	PART NO.	DESCRIPTION	Q'TY	REMARKS
1-1	34800-93J00	METER ASSY, TRIM	1	BLACK
1-2	34800-93J11	METER ASSY, TRIM	1	WHITE
2	09471-12103	BULB (12V3.4W,T6.5)	1	
3-1	34200-93J00	TACHOMETER ASSY, WITH MONITOR	1	BLACK
3-2	34200-93J11	TACHOMETER ASSY, WITH MONITOR	1	WHITE
4	36615-96300	TERMINAL, RESIN	4	
5	09471-12077	BULB (12V1.7W,T10)	1	

FIG.260

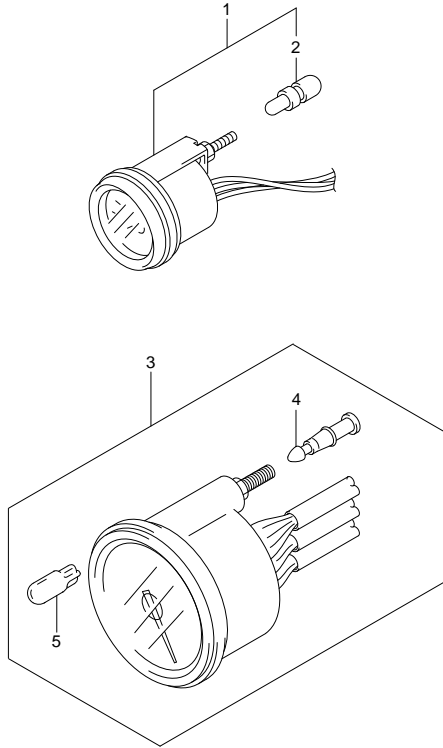


FIG.260 (2-K-11) METER (DF40AST E34)

REF. NO.	PART NO.	DESCRIPTION	Q'TY	REMARKS
1	34800-93J11	METER ASSY, TRIM	1	WHITE
2	09471-12103	·BULB (12V3.4W,T6.5)	1	
3	34200-93J11	TACHOMETER ASSY, WITH MONITOR	1	WHITE
4	36615-96300	·TERMINAL, RESIN	4	
5	09471-12077	·BULB (12V1.7W,T10)	1	

FIG.261

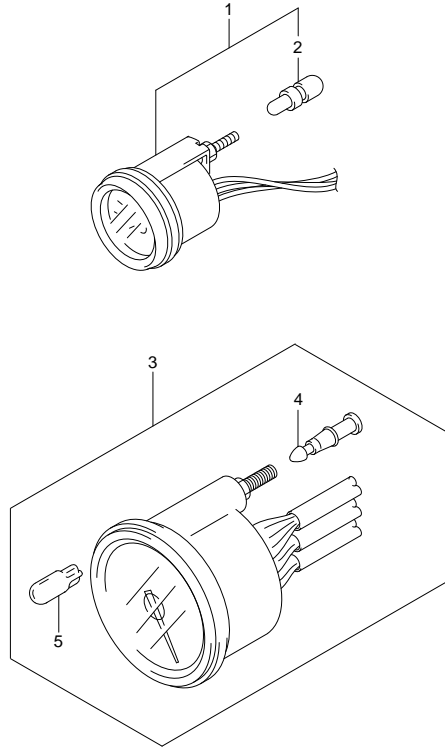


FIG. 261 (2-K-12) METER (DF50A E1)

REF NO.	PART NO.	DESCRIPTION	Q'TY	REMARKS
1-1	34800-93J00	METER ASSY, TRIM	1	BLACK
1-2	34800-93J11	METER ASSY, TRIM	1	WHITE
2	09471-12103	BULB (12V3.4W,T6.5)	1	
3-1	34200-93J00	TACHOMETER ASSY, WITH MONITOR	1	BLACK
3-2	34200-93J11	TACHOMETER ASSY, WITH MONITOR	1	WHITE
4	36615-96300	TERMINAL, RESIN	4	
5	09471-12077	BULB (12V1.7W,T10)	1	

FIG.262

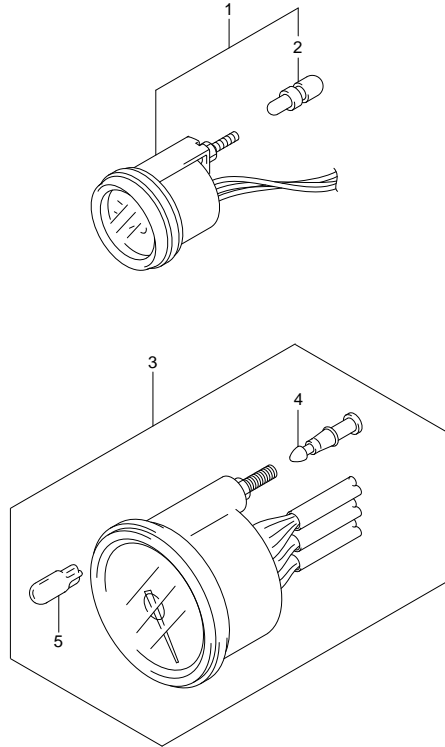


FIG.262 (2-K-13) METER (DF60A E1)

REF. NO.	PART NO.	DESCRIPTION	Q'TY	REMARKS
1-1	34800-93J00	METER ASSY, TRIM	1	BLACK
1-2	34800-93J11	METER ASSY, TRIM	1	WHITE
2	09471-12103	BULB (12V3.4W,T6.5)	1	
3-1	34200-93J00	TACHOMETER ASSY, WITH MONITOR	1	BLACK
3-2	34200-93J11	TACHOMETER ASSY, WITH MONITOR	1	WHITE
4	36615-96300	TERMINAL, RESIN	4	
5	09471-12077	BULB (12V1.7W,T10)	1	

FIG.263

FIG. 263 (2-K-14) METER (DF60A E40)

REF NO.	PART NO.	DESCRIPTION	Q' TY	REMARKS
1-1	34800-93J00	METER ASSY, TRIM	1	BLACK
1-2	34800-93J11	METER ASSY, TRIM	1	WHITE
2	09471-12103	·BULB (12V3.4W,T6.5)	1	
3-1	34500-93J00	METER ASSY, HOUR	1	BLACK
3-2	34500-93J11	METER ASSY, HOUR	1	WHITE
4	09471-12103	·BULB (12V3.4W,T6.5)	1	
5-1	34200-93J00	TACHOMETER ASSY, WITH MONITOR	1	BLACK
5-2	34200-93J11	TACHOMETER ASSY, WITH MONITOR	1	WHITE
6	36615-96300	·TERMINAL, RESIN	4	
7	09471-12077	·BULB (12V1.7W,T10)	1	

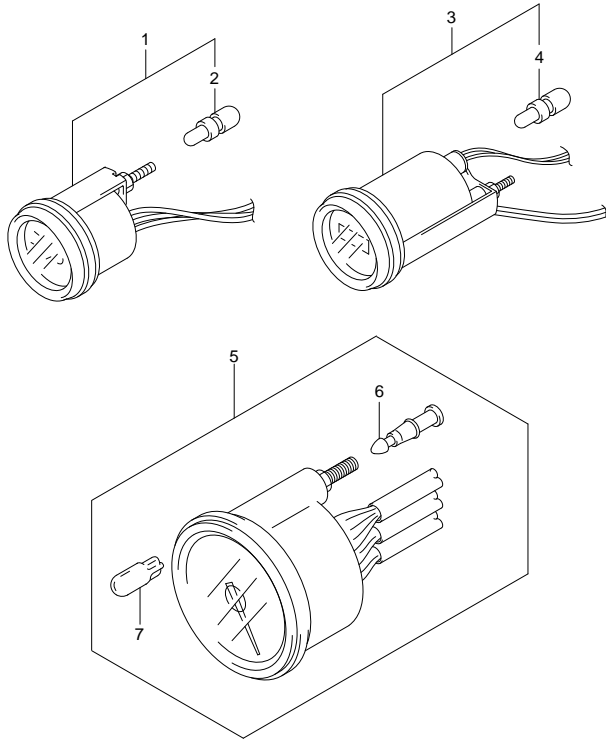


FIG.264

FIG.264 (2-K-15) WATER PRESSURE GAUGE SUB KIT (DF40A E1)

REF NO.	PART NO.	DESCRIPTION	Q'TY	REMARKS
1	34660-90J02	WATER PRESSURE GAUGE SUB KIT	1	OPT
2	09352-50903-600	·HOSE (5X9X600)	1	OPT L:600→160
3	09352-50903-600	·HOSE (5X9X600)	1	OPT L:600→210
4	09367-06006	·3 WAY	1	OPT
5	09401-08413	·CLIP	4	OPT
6	18498-99EA0	·PROTECTOR (L:80)	1	OPT
7	09407-25402	·CLAMP (L:248)	1	OPT

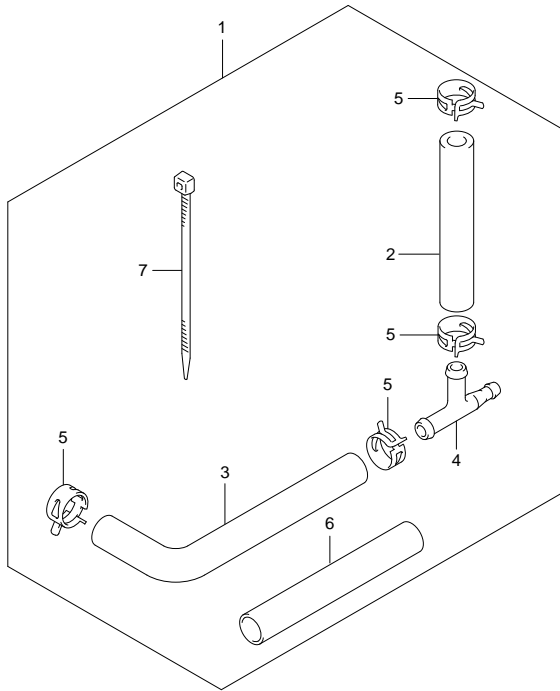


FIG.265

FIG. 265 (2-1-2) WATER PRESSURE GAUGE SUB KIT (DF40AQH E1)

REF NO.	PART NO.	DESCRIPTION	Q' TY	REMARKS
1	34660-90J02	WATER PRESSURE GAUGE SUB KIT	1	OPT
2	09352-50903-600	·HOSE (5X9X600)	1	OPT L:600->160
3	09352-50903-600	·HOSE (5X9X600)	1	OPT L:600->210
4	09367-06006	·3 WAY	1	OPT
5	09401-08413	·CLIP	4	OPT
6	18498-99EA0	·PROTECTOR (L:80)	1	OPT
7	09407-25402	·CLAMP (L:248)	1	OPT

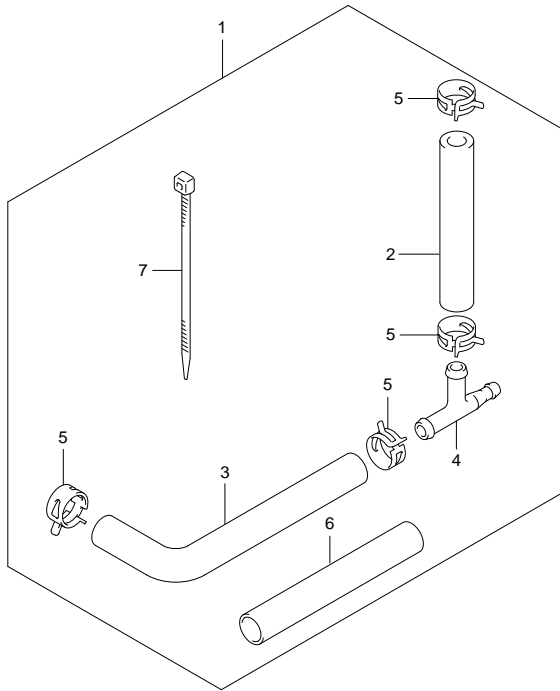


FIG.266

FIG. 266 (2-1-3) WATER PRESSURE GAUGE SUB KIT (DF40AST E34)

REF NO.	PART NO.	DESCRIPTION	Q' TY	REMARKS
1	34660-90J02	WATER PRESSURE GAUGE SUB KIT	1	OPT
2	09352-50903-600	·HOSE (5X9X600)	1	OPT L:600->160
3	09352-50903-600	·HOSE (5X9X600)	1	OPT L:600->210
4	09367-06006	·3 WAY	1	OPT
5	09401-08413	·CLIP	4	OPT
6	18498-99EA0	·PROTECTOR (L:80)	1	OPT
7	09407-25402	·CLAMP (L:248)	1	OPT

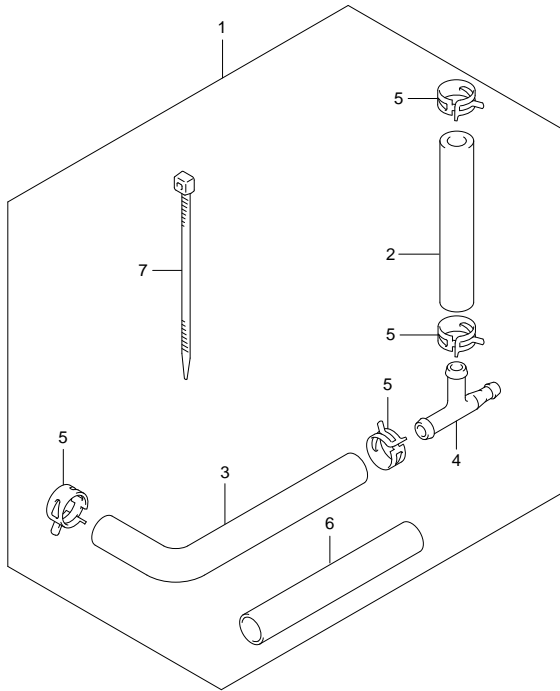


FIG.267

FIG. 267 (2-1-4) WATER PRESSURE GAUGE SUB KIT (DF50A E1)

REF NO.	PART NO.	DESCRIPTION	Q' TY	REMARKS
1	34660-90J02	WATER PRESSURE GAUGE SUB KIT	1	OPT
2	09352-50903-600	·HOSE (5X9X600)	1	OPT L:600->160
3	09352-50903-600	·HOSE (5X9X600)	1	OPT L:600->210
4	09367-06006	·3 WAY	1	OPT
5	09401-08413	·CLIP	4	OPT
6	18498-99EA0	·PROTECTOR (L:80)	1	OPT
7	09407-25402	·CLAMP (L:248)	1	OPT

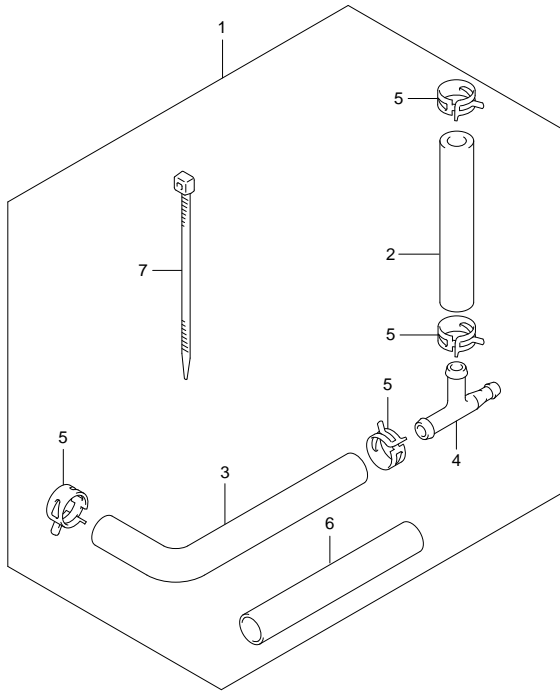


FIG.268

FIG. 268 (2-1-5) WATER PRESSURE GAUGE SUB KIT (DF50ATH E1)

REF NO.	PART NO.	DESCRIPTION	Q' TY	REMARKS
1	34660-90J02	WATER PRESSURE GAUGE SUB KIT	1	OPT
2	09352-50903-600	·HOSE (5X9X600)	1	OPT L:600->160
3	09352-50903-600	·HOSE (5X9X600)	1	OPT L:600->210
4	09367-06006	·3 WAY	1	OPT
5	09401-08413	·CLIP	4	OPT
6	18498-99EA0	·PROTECTOR (L:80)	1	OPT
7	09407-25402	·CLAMP (L:248)	1	OPT

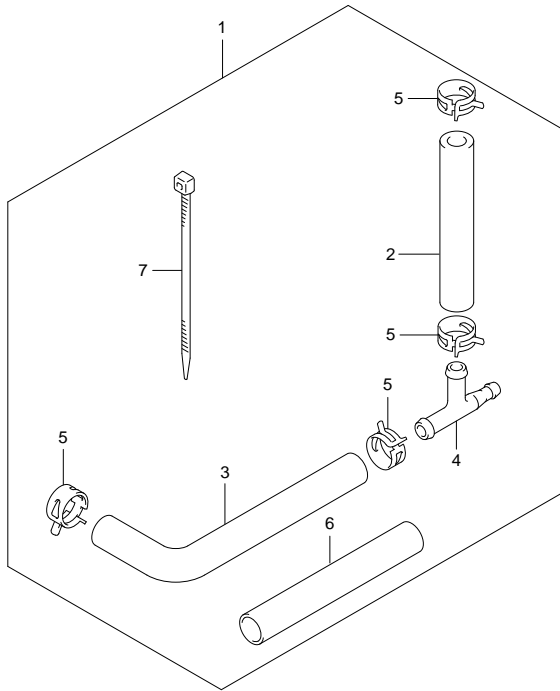


FIG.269

FIG. 269 (2-1-6) WATER PRESSURE GAUGE SUB KIT (DF60A E1)

REF NO.	PART NO.	DESCRIPTION	Q' TY	REMARKS
1	34660-90J02	WATER PRESSURE GAUGE SUB KIT	1	OPT
2	09352-50903-600	·HOSE (5X9X600)	1	OPT L:600->160
3	09352-50903-600	·HOSE (5X9X600)	1	OPT L:600->210
4	09367-06006	·3 WAY	1	OPT
5	09401-08413	·CLIP	4	OPT
6	18498-99EA0	·PROTECTOR (L:80)	1	OPT
7	09407-25402	·CLAMP (L:248)	1	OPT

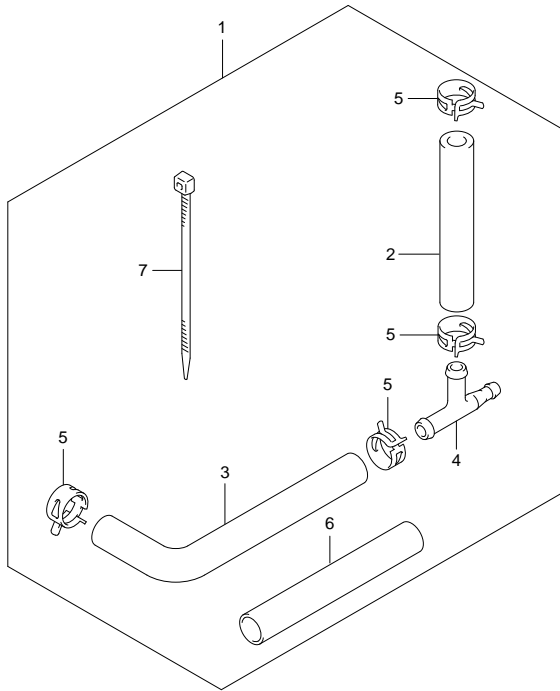


FIG.270

FIG.270 (2-1-7) WATER PRESSURE GAUGE SUB KIT (DF60A E40)

REF NO.	PART NO.	DESCRIPTION	Q'TY	REMARKS
1	34660-90J02	WATER PRESSURE GAUGE SUB KIT	1	OPT
2	09352-50903-600	·HOSE (5X9X600)	1	OPT L:600→160
3	09352-50903-600	·HOSE (5X9X600)	1	OPT L:600→210
4	09367-06006	·3 WAY	1	OPT
5	09401-08413	·CLIP	4	OPT
6	18498-99EA0	·PROTECTOR (L:80)	1	OPT
7	09407-25402	·CLAMP (L:248)	1	OPT
8	17917-87L00	CONNECTOR, FLUSH WATER	1	

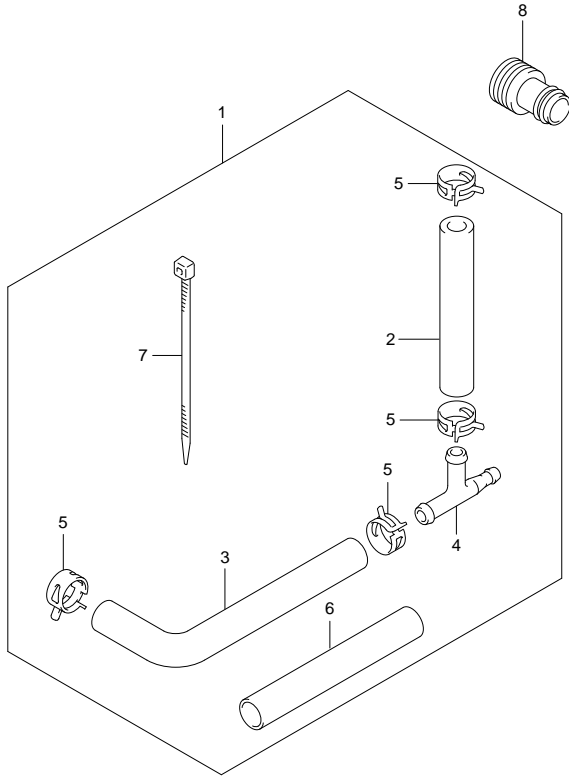


FIG.271

FIG. 271 (2-1-8) WATER PRESSURE GAUGE SUB KIT (DF60AQH E1)

REF. NO.	PART NO.	DESCRIPTION	Q' TY	REMARKS
1	34660-90J02	WATER PRESSURE GAUGE SUB KIT	1	OPT
2	09352-50903-600	·HOSE (5X9X600)	1	OPT L:600->160
3	09352-50903-600	·HOSE (5X9X600)	1	OPT L:600->210
4	09367-06006	·3 WAY	1	OPT
5	09401-08413	·CLIP	4	OPT
6	18498-99EA0	·PROTECTOR (L:80)	1	OPT
7	09407-25402	·CLAMP (L:248)	1	OPT

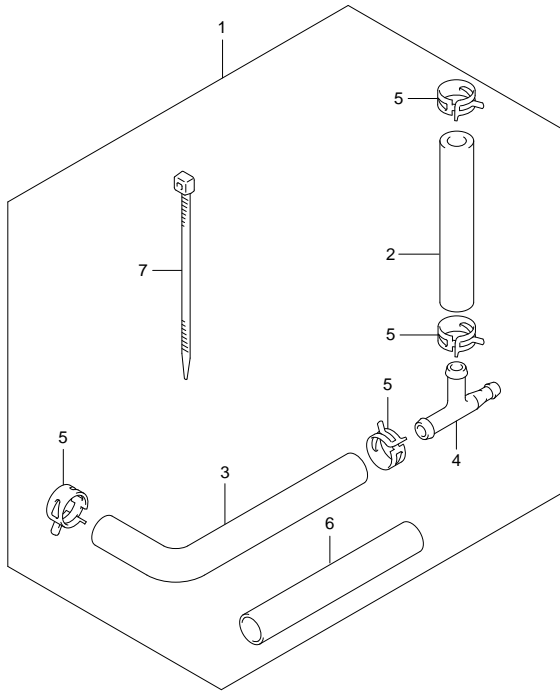


FIG.272

FIG.272 (2-1-9) WATER PRESSURE GAUGE SUB KIT (DF60AQH E40)

REF NO.	PART NO.	DESCRIPTION	Q'TY	REMARKS
1	34660-90J02	WATER PRESSURE GAUGE SUB KIT	1	OPT
2	09352-50903-600	·HOSE (5X9X600)	1	OPT L:600→160
3	09352-50903-600	·HOSE (5X9X600)	1	OPT L:600→210
4	09367-06006	·3 WAY	1	OPT
5	09401-08413	·CLIP	4	OPT
6	18498-99EA0	·PROTECTOR (L:80)	1	OPT
7	09407-25402	·CLAMP (L:248)	1	OPT
8	17917-87L00	CONNECTOR, FLUSH WATER	1	

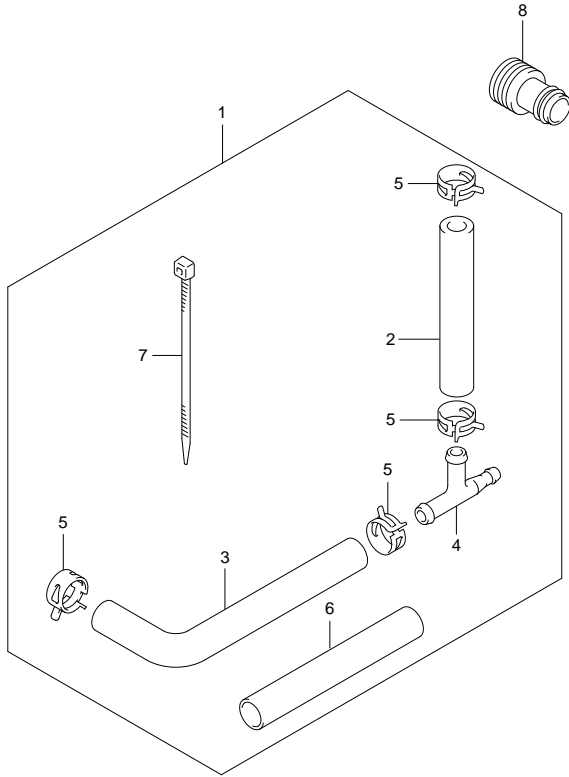


FIG.273

FIG. 273 (2-L-10) WATER PRESSURE GAUGE SUB KIT (DF60ATH E1)

REF NO.	PART NO.	DESCRIPTION	Q' TY	REMARKS
1	34660-90J02	WATER PRESSURE GAUGE SUB KIT	1	OPT
2	09352-50903-600	·HOSE (5X9X600)	1	OPT L:600->160
3	09352-50903-600	·HOSE (5X9X600)	1	OPT L:600->210
4	09367-06006	·3 WAY	1	OPT
5	09401-08413	·CLIP	4	OPT
6	18498-99EA0	·PROTECTOR (L:80)	1	OPT
7	09407-25402	·CLAMP (L:248)	1	OPT

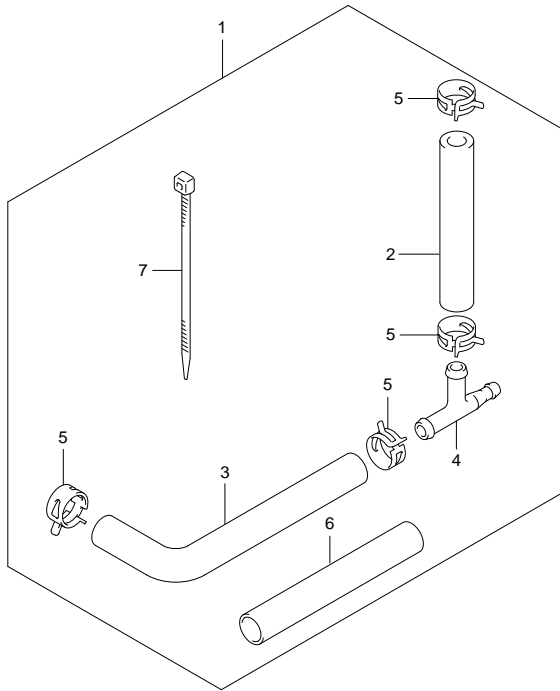


FIG.274

FIG.274 (2-1-11) WATER PRESSURE GAUGE SUB KIT (DF60ATH F40)

REF NO.	PART NO.	DESCRIPTION	Q'TY	REMARKS
1	34660-90J02	WATER PRESSURE GAUGE SUB KIT	1	OPT
2	09352-50903-600	·HOSE (5X9X600)	1	OPT L:600→160
3	09352-50903-600	·HOSE (5X9X600)	1	OPT L:600→210
4	09367-06006	·3 WAY	1	OPT
5	09401-08413	·CLIP	4	OPT
6	18498-99EA0	·PROTECTOR (L:80)	1	OPT
7	09407-25402	·CLAMP (L:248)	1	OPT
8	17917-87L00	CONNECTOR, FLUSH WATER	1	

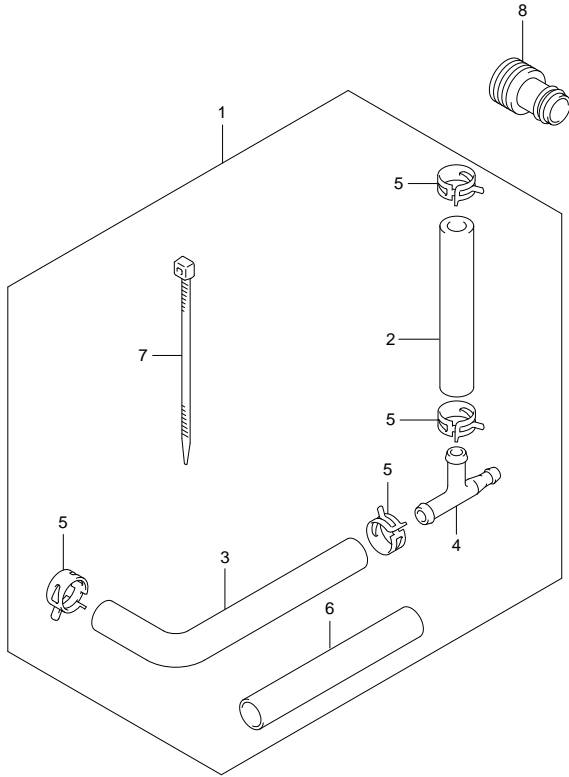


FIG.275

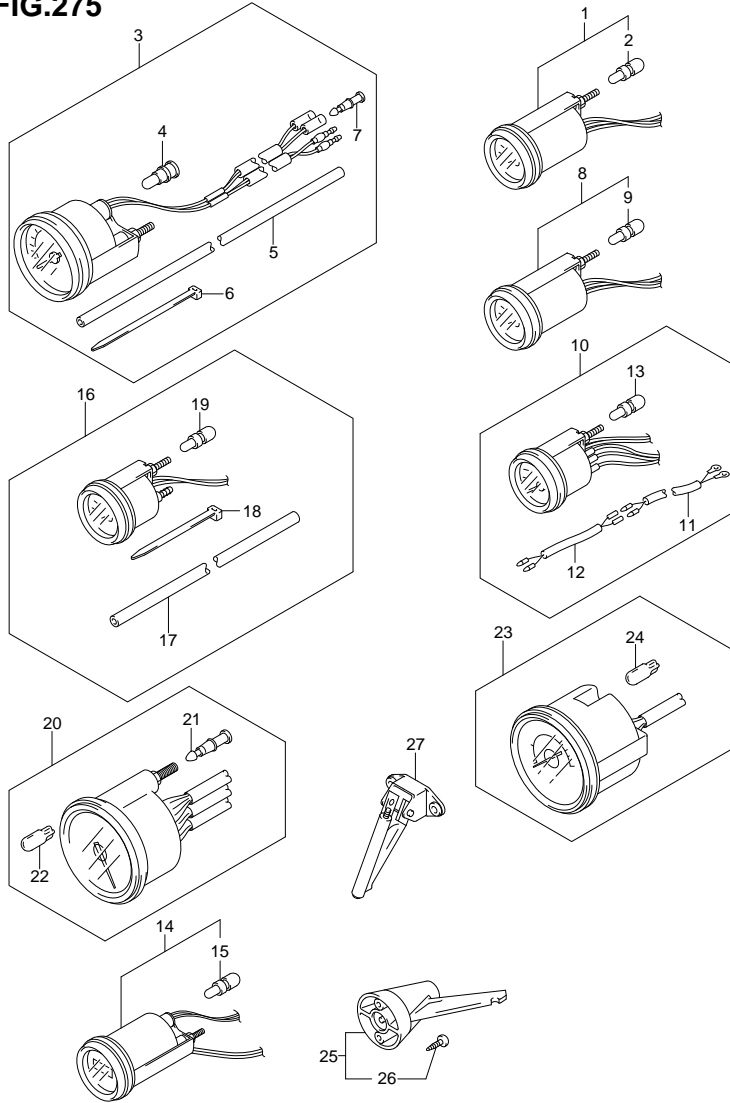


FIG.275 (2-1-12) OPT:METER (DF40A E1)

REF NO.	PART NO.	DESCRIPTION	Q'TY	REMARKS
1-1	34800-93J00	METER ASSY, TRIM	1	BLACK
1-2	34800-93J11	METER ASSY, TRIM	1	WHITE
2	09471-12103	·BULB (12V3.4W,T6.5)	1	
3-1	34100-93J00	SPEEDOMETER ASSY	1	MAX 130KM/H BLACK
3-2	34100-93J11	SPEEDOMETER ASSY	1	MAX 130KM/H WHITE
3-3	34100-93J20	SPEEDOMETER ASSY	1	MAX 80KM/H BLACK
3-4	34100-93J31	SPEEDOMETER ASSY	1	MAX 80KM/H WHITE
3-5	34100-93J40	SPEEDOMETER ASSY	1	MAX 45KNOTS BLACK
3-6	34100-93J51	SPEEDOMETER ASSY	1	MAX 45KNOTS WHITE
3-7	34100-93J60	SPEEDOMETER ASSY	1	MAX 65KNOTS WHITE
4	09471-12028	·BULB (12V,3.4W,T10)	1	
5	34191-92E00	·TUBE	1	
6	09407-14407	·CLAMP (L:145)	2	
7	36615-96300	·TERMINAL, RESIN	2	
8-1	34600-93J00	METER ASSY, VOLTAGE	1	BLACK
8-2	34600-93J11	METER ASSY, VOLTAGE	1	WHITE
9	09471-12103	·BULB (12V3.4W,T6.5)	1	
10-1	34300-93J00	GAUGE ASSY, FUEL	1	BLACK
10-2	34300-93J11	GAUGE ASSY, FUEL	1	WHITE
11	34310-92E00	·LEAD, FUEL GAUGE	1	
12	34360-92E00	·ADAPTER, FUEL GAUGE	1	
13	09471-12103	·BULB (12V3.4W,T6.5)	1	
14-1	34500-93J00	METER ASSY, HOUR	1	BLACK
14-2	34500-93J11	METER ASSY, HOUR	1	WHITE
15	09471-12103	·BULB (12V3.4W,T6.5)	1	
16-1	34650-93J20	GAUGE ASSY, WATER PRESSURE	1	15PSI BLACK
16-2	34650-93J31	GAUGE ASSY, WATER PRESSURE	1	15PSI WHITE
17	34191-92E00	·TUBE	1	
18	09407-14407	·CLAMP (L:145)	2	
19	09471-12103	·BULB (12V3.4W,T6.5)	1	
20-1	34200-93J00	TACHOMETER ASSY, WITH MONITOR	1	BLACK
20-2	34200-93J11	TACHOMETER ASSY, WITH MONITOR	1	WHITE
21	36615-96300	·TERMINAL, RESIN	4	
22	09471-12077	·BULB (12V1.7W,T10)	1	

FIG.275

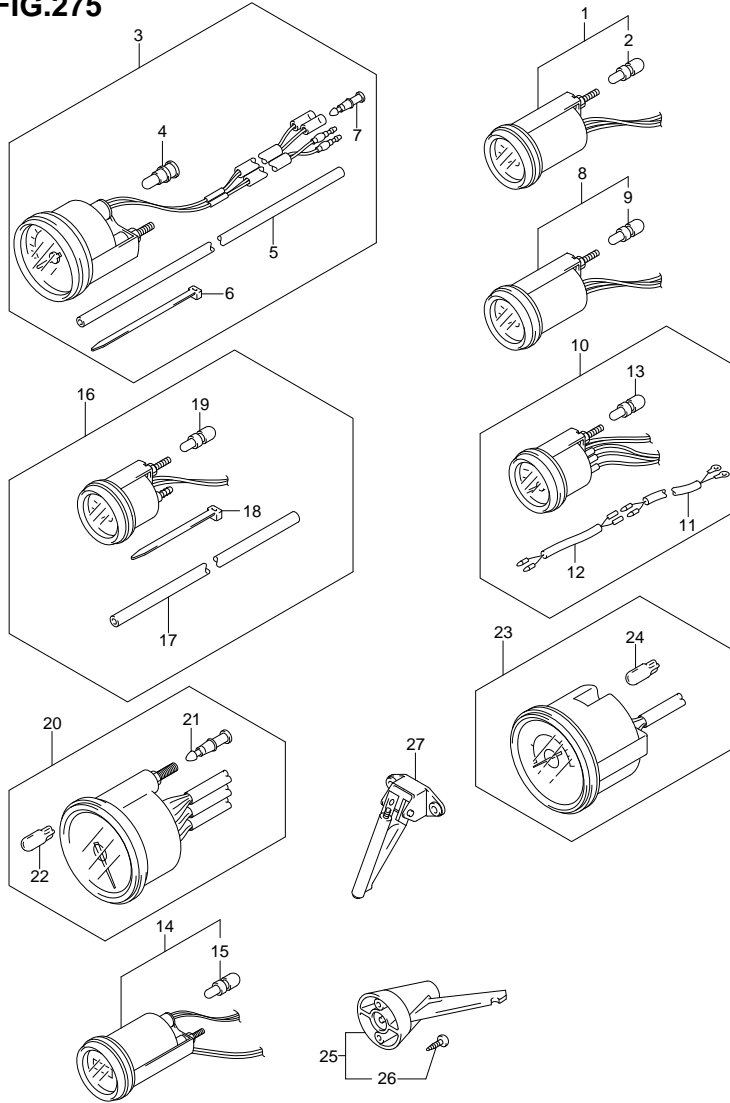


FIG. 275 (2-L-13) OPT:METER (DF40A E1)

REF NO.	PART NO.	DESCRIPTION	QTY	REMARKS
23-1	34200-93J40	TACHOMETER ASSY, WITH MONITOR	1	BLACK
23-2	34200-93J50	TACHOMETER ASSY, WITH MONITOR	1	WHITE
24	09471-12077	BULB (12V1.7W,T10)	1	
25	34190-95500	SENDER ASSY, SPEEDOMETER	1	
26	03112-06303	SCREW	2	
27	34190-87D00	SENDER, SPEEDOMETER	1	

FIG.276

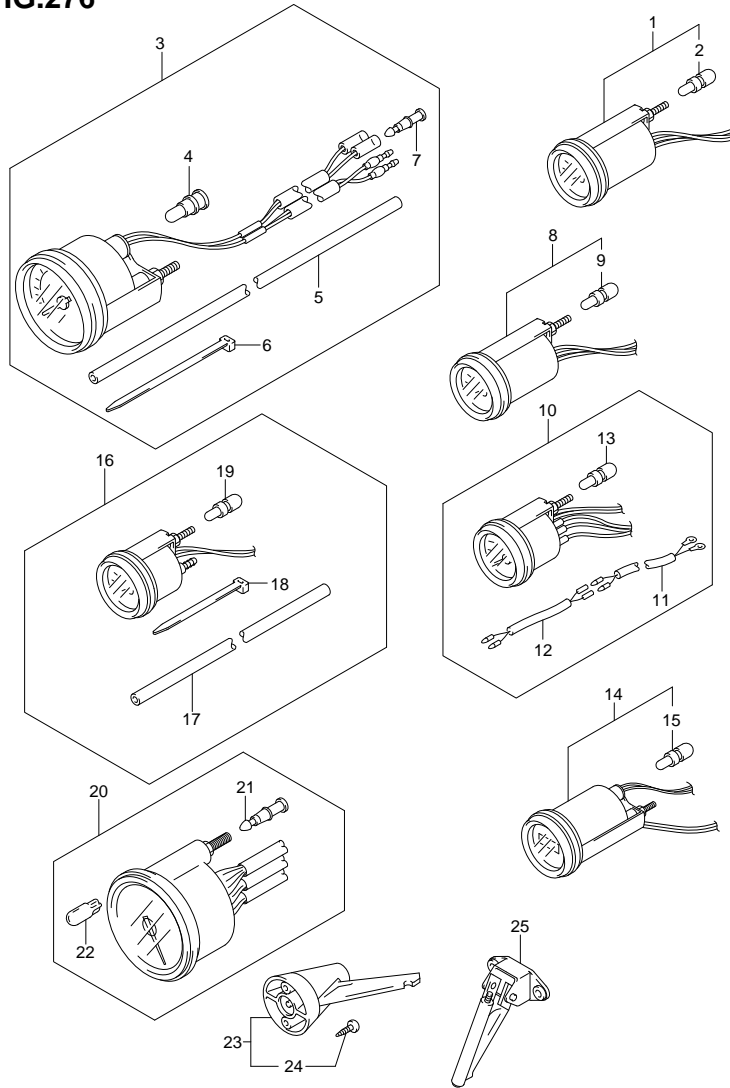


FIG.276 (2-1-14) OPT:METER (DF40AQH E1)

REF NO.	PART NO.	DESCRIPTION	Q'TY	REMARKS
1-1	34800-93J00	METER ASSY, TRIM	1	BLACK
1-2	34800-93J11	METER ASSY, TRIM	1	WHITE
2	09471-12103	·BULB (12V3.4W,T6.5)	1	
3-1	34100-93J00	SPEEDOMETER ASSY	1	MAX 130KM/H BLACK
3-2	34100-93J11	SPEEDOMETER ASSY	1	MAX 130KM/H WHITE
3-3	34100-93J20	SPEEDOMETER ASSY	1	MAX 80KM/H BLACK
3-4	34100-93J31	SPEEDOMETER ASSY	1	MAX 80KM/H WHITE
3-5	34100-93J40	SPEEDOMETER ASSY	1	MAX 45KNOTS BLACK
3-6	34100-93J51	SPEEDOMETER ASSY	1	MAX 45KNOTS WHITE
3-7	34100-93J60	SPEEDOMETER ASSY	1	MAX 65KNOTS WHITE
4	09471-12028	·BULB (12V,3.4W,T10)	1	
5	34191-92E00	·TUBE	1	
6	09407-14407	·CLAMP (L:145)	2	
7	36615-96300	·TERMINAL, RESIN	2	
8-1	34600-93J00	METER ASSY, VOLTAGE	1	BLACK
8-2	34600-93J11	METER ASSY, VOLTAGE	1	WHITE
9	09471-12103	·BULB (12V3.4W,T6.5)	1	
10-1	34300-93J00	GAUGE ASSY, FUEL	1	BLACK
10-2	34300-93J11	GAUGE ASSY, FUEL	1	WHITE
11	34310-92E00	·LEAD, FUEL GAUGE	1	
12	34360-92E00	·ADAPTER, FUEL GAUGE	1	
13	09471-12103	·BULB (12V3.4W,T6.5)	1	
14-1	34500-93J00	METER ASSY, HOUR	1	BLACK
14-2	34500-93J11	METER ASSY, HOUR	1	WHITE
15	09471-12103	·BULB (12V3.4W,T6.5)	1	
16-1	34650-93J20	GAUGE ASSY, WATER PRESSURE	1	15PSI BLACK
16-2	34650-93J31	GAUGE ASSY, WATER PRESSURE	1	15PSI WHITE
17	34191-92E00	·TUBE	1	
18	09407-14407	·CLAMP (L:145)	2	
19	09471-12103	·BULB (12V3.4W,T6.5)	1	
20-1	34200-93J00	TACHOMETER ASSY, WITH MONITOR	1	BLACK
20-2	34200-93J11	TACHOMETER ASSY, WITH MONITOR	1	WHITE
21	36615-96300	·TERMINAL, RESIN	4	
22	09471-12077	·BULB (12V1.7W,T10)	1	

FIG.276

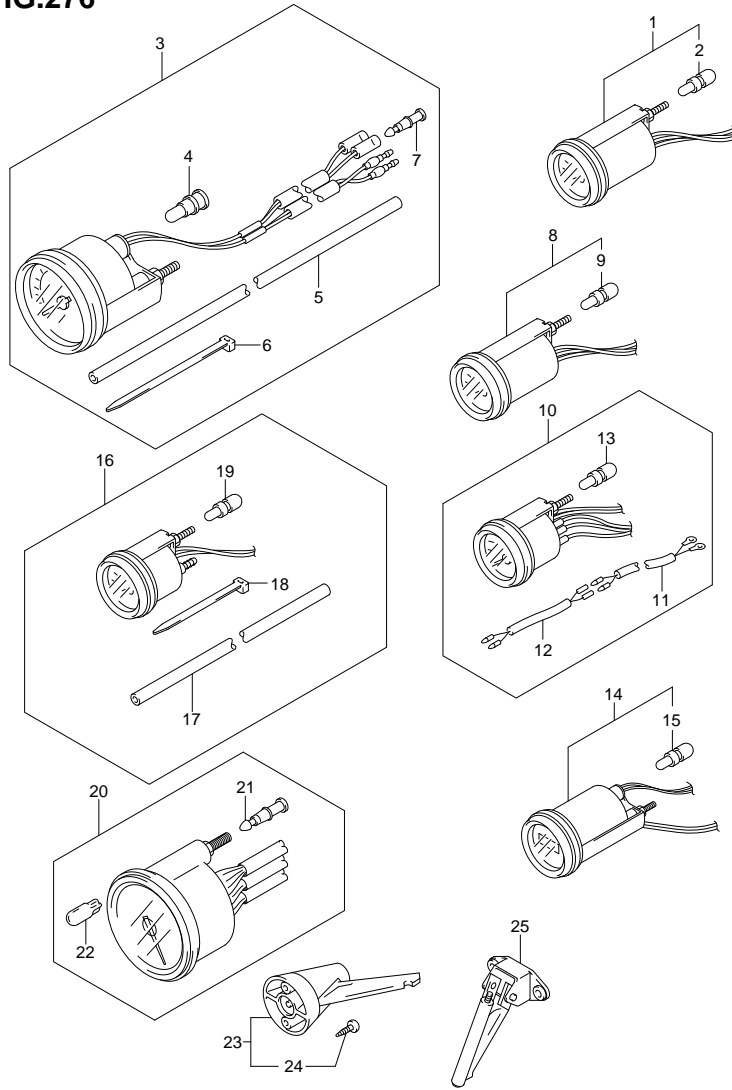


FIG. 276 (2-L-15) OPT:METER (DF40AQH E1)

REF NO.	PART NO.	DESCRIPTION	QTY	REMARKS
23	34190-95500	SENDER ASSY, SPEEDOMETER	1	
24	03112-06303	SCREW	2	
25	34190-87D00	SENDER, SPEEDOMETER	1	

FIG.277

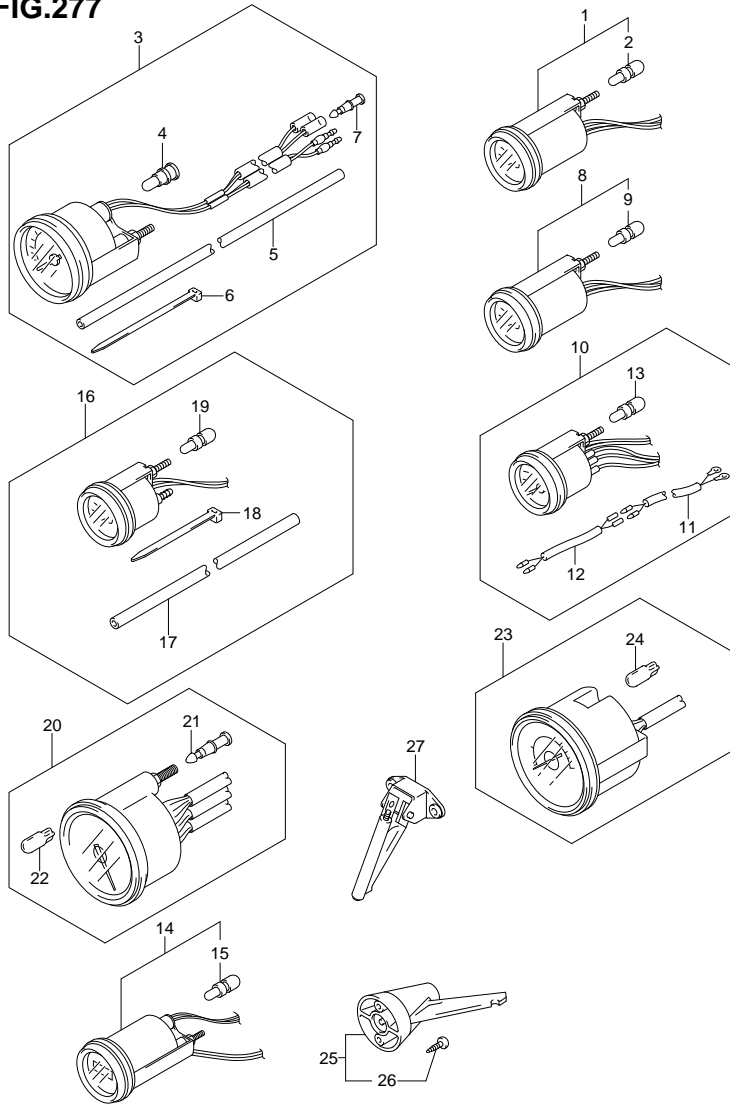


FIG.277 (3-B-2) OPT:METER (DF40AST E34)

REF NO.	PART NO.	DESCRIPTION	Q'TY	REMARKS
1-1	34800-93J00	METER ASSY, TRIM	1	BLACK
1-2	34800-93J11	METER ASSY, TRIM	1	WHITE
2	09471-12103	·BULB (12V3.4W,T6.5)	1	
3-1	34100-93J00	SPEEDOMETER ASSY	1	MAX 130KM/H BLACK
3-2	34100-93J11	SPEEDOMETER ASSY	1	MAX 130KM/H WHITE
3-3	34100-93J20	SPEEDOMETER ASSY	1	MAX 80KM/H BLACK
3-4	34100-93J31	SPEEDOMETER ASSY	1	MAX 80KM/H WHITE
3-5	34100-93J40	SPEEDOMETER ASSY	1	MAX 45KNOTS BLACK
3-6	34100-93J51	SPEEDOMETER ASSY	1	MAX 45KNOTS WHITE
3-7	34100-93J60	SPEEDOMETER ASSY	1	MAX 65KNOTS WHITE
4	09471-12028	·BULB (12V,3.4W,T10)	1	
5	34191-92E00	·TUBE	1	
6	09407-14407	·CLAMP (L:145)	2	
7	36615-96300	·TERMINAL, RESIN	2	
8-1	34600-93J00	METER ASSY, VOLTAGE	1	BLACK
8-2	34600-93J11	METER ASSY, VOLTAGE	1	WHITE
9	09471-12103	·BULB (12V3.4W,T6.5)	1	
10-1	34300-93J00	GAUGE ASSY, FUEL	1	BLACK
10-2	34300-93J11	GAUGE ASSY, FUEL	1	WHITE
11	34310-92E00	·LEAD, FUEL GAUGE	1	
12	34360-92E00	·ADAPTER, FUEL GAUGE	1	
13	09471-12103	·BULB (12V3.4W,T6.5)	1	
14-1	34500-93J00	METER ASSY, HOUR	1	BLACK
14-2	34500-93J11	METER ASSY, HOUR	1	WHITE
15	09471-12103	·BULB (12V3.4W,T6.5)	1	
16-1	34650-93J20	GAUGE ASSY, WATER PRESSURE	1	15PSI BLACK
16-2	34650-93J31	GAUGE ASSY, WATER PRESSURE	1	15PSI WHITE
17	34191-92E00	·TUBE	1	
18	09407-14407	·CLAMP (L:145)	2	
19	09471-12103	·BULB (12V3.4W,T6.5)	1	
20-1	34200-93J00	TACHOMETER ASSY, WITH MONITOR	1	BLACK
20-2	34200-93J11	TACHOMETER ASSY, WITH MONITOR	1	WHITE
21	36615-96300	·TERMINAL, RESIN	4	
22	09471-12077	·BULB (12V1.7W,T10)	1	

FIG.277

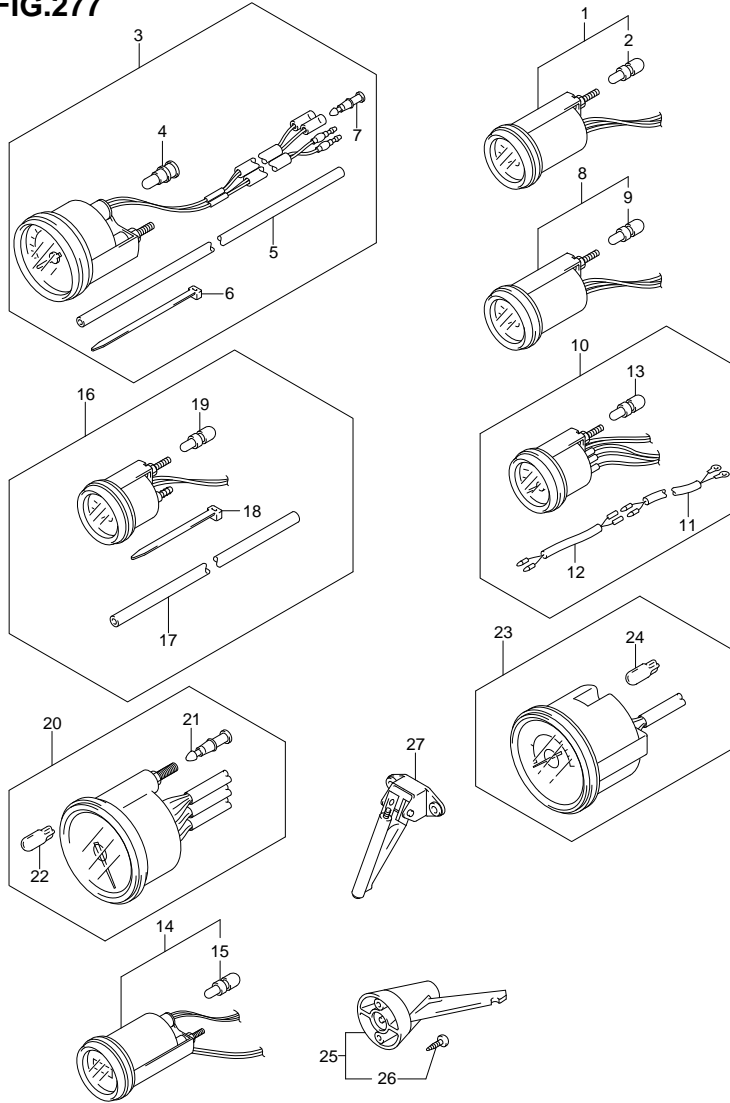


FIG. 277 (3-B-3) OPT:METER (DF40AST E34)

REF NO.	PART NO.	DESCRIPTION	QTY	REMARKS
23-1	34200-93J40	TACHOMETER ASSY, WITH MONITOR	1	BLACK
23-2	34200-93J50	TACHOMETER ASSY, WITH MONITOR	1	WHITE
24	09471-12077	BULB (12V1.7W,T10)	1	
25	34190-95500	SENDER ASSY, SPEEDOMETER	1	
26	03112-06303	SCREW	2	
27	34190-87D00	SENDER, SPEEDOMETER	1	

FIG.278

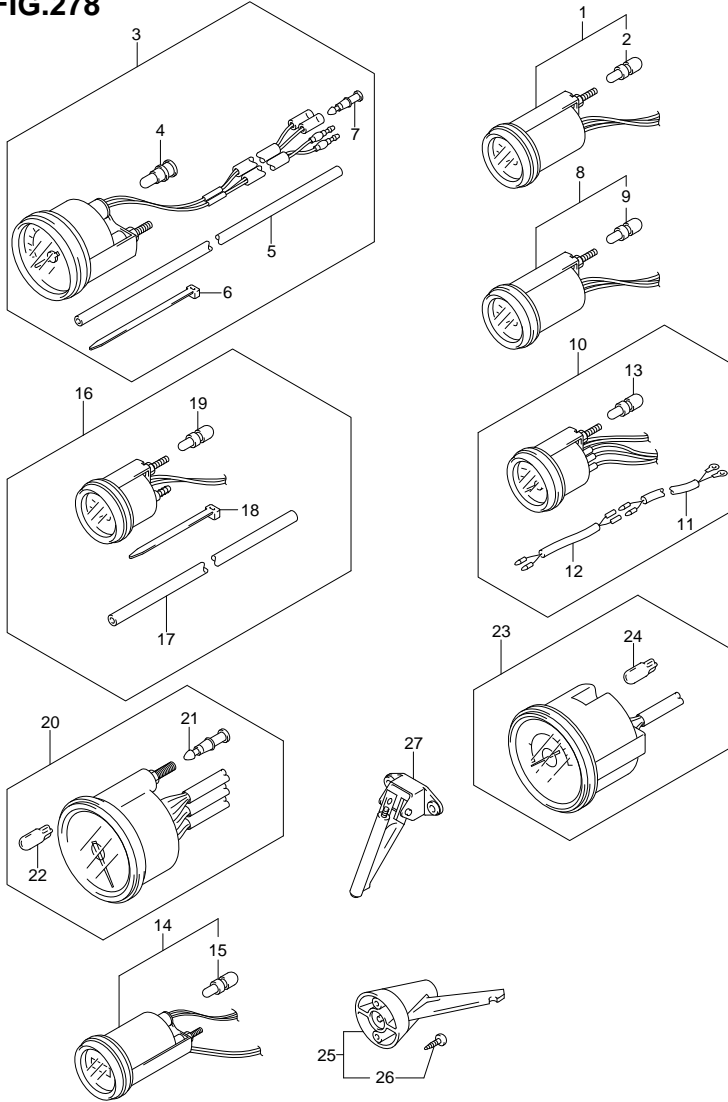


FIG.278 (3-B-4) OPT:METER (DF50A E1)

REF NO.	PART NO.	DESCRIPTION	Q'TY	REMARKS
1-1	34800-93J00	METER ASSY, TRIM	1	BLACK
1-2	34800-93J11	METER ASSY, TRIM	1	WHITE
2	09471-12103	·BULB (12V3.4W,T6.5)	1	
3-1	34100-93J00	SPEEDOMETER ASSY	1	MAX 130KM/H BLACK
3-2	34100-93J11	SPEEDOMETER ASSY	1	MAX 130KM/H WHITE
3-3	34100-93J20	SPEEDOMETER ASSY	1	MAX 80KM/H BLACK
3-4	34100-93J31	SPEEDOMETER ASSY	1	MAX 80KM/H WHITE
3-5	34100-93J40	SPEEDOMETER ASSY	1	MAX 45KNOTS BLACK
3-6	34100-93J51	SPEEDOMETER ASSY	1	MAX 45KNOTS WHITE
3-7	34100-93J60	SPEEDOMETER ASSY	1	MAX 65KNOTS WHITE
4	09471-12028	·BULB (12V,3.4W,T10)	1	
5	34191-92E00	·TUBE	1	
6	09407-14407	·CLAMP (L:145)	2	
7	36615-96300	·TERMINAL, RESIN	2	
8-1	34600-93J00	METER ASSY, VOLTAGE	1	BLACK
8-2	34600-93J11	METER ASSY, VOLTAGE	1	WHITE
9	09471-12103	·BULB (12V3.4W,T6.5)	1	
10-1	34300-93J00	GAUGE ASSY, FUEL	1	BLACK
10-2	34300-93J11	GAUGE ASSY, FUEL	1	WHITE
11	34310-92E00	·LEAD, FUEL GAUGE	1	
12	34360-92E00	·ADAPTER, FUEL GAUGE	1	
13	09471-12103	·BULB (12V3.4W,T6.5)	1	
14-1	34500-93J00	METER ASSY, HOUR	1	BLACK
14-2	34500-93J11	METER ASSY, HOUR	1	WHITE
15	09471-12103	·BULB (12V3.4W,T6.5)	1	
16-1	34650-93J20	GAUGE ASSY, WATER PRESSURE	1	15PSI BLACK
16-2	34650-93J31	GAUGE ASSY, WATER PRESSURE	1	15PSI WHITE
17	34191-92E00	·TUBE	1	
18	09407-14407	·CLAMP (L:145)	2	
19	09471-12103	·BULB (12V3.4W,T6.5)	1	
20-1	34200-93J00	TACHOMETER ASSY, WITH MONITOR	1	BLACK
20-2	34200-93J11	TACHOMETER ASSY, WITH MONITOR	1	WHITE
21	36615-96300	·TERMINAL, RESIN	4	
22	09471-12077	·BULB (12V1.7W,T10)	1	

FIG.278

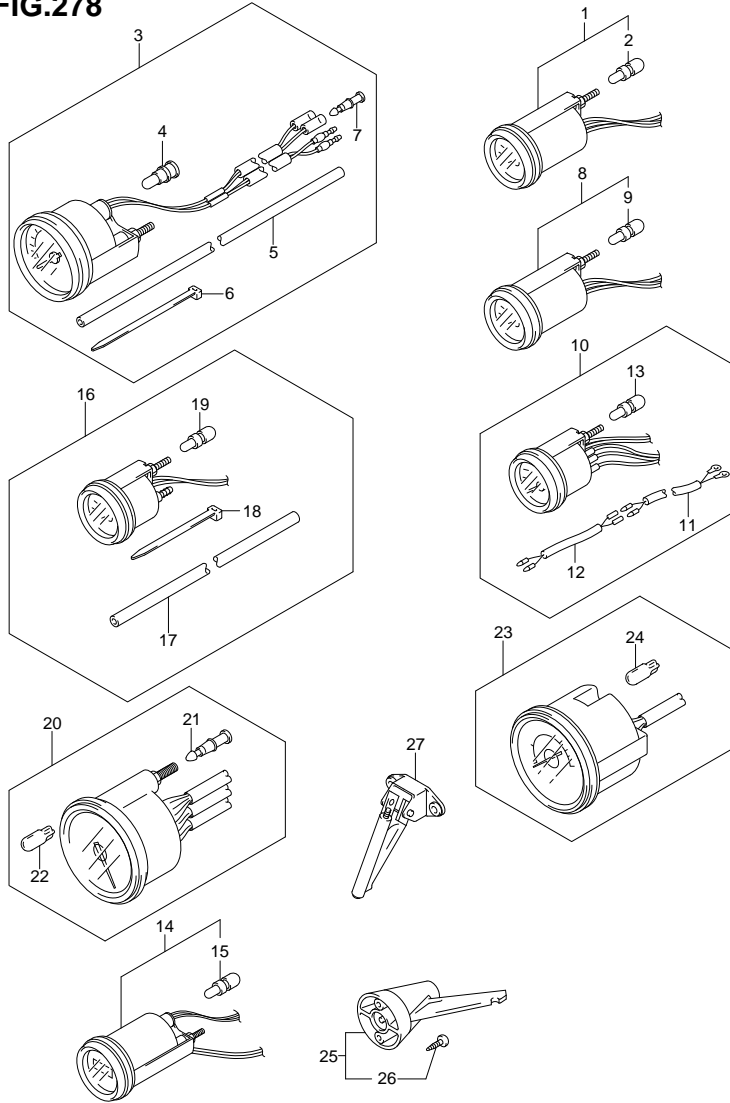


FIG. 278 (3-B-5) OPT:METER (DF50A E1)

REF NO.	PART NO.	DESCRIPTION	QTY	REMARKS
23-1	34200-93J40	TACHOMETER ASSY, WITH MONITOR	1	BLACK
23-2	34200-93J50	TACHOMETER ASSY, WITH MONITOR	1	WHITE
24	09471-12077	BULB (12V1.7W,T10)	1	
25	34190-95500	SENDER ASSY, SPEEDOMETER	1	
26	03112-06303	SCREW	2	
27	34190-87D00	SENDER, SPEEDOMETER	1	

FIG.279

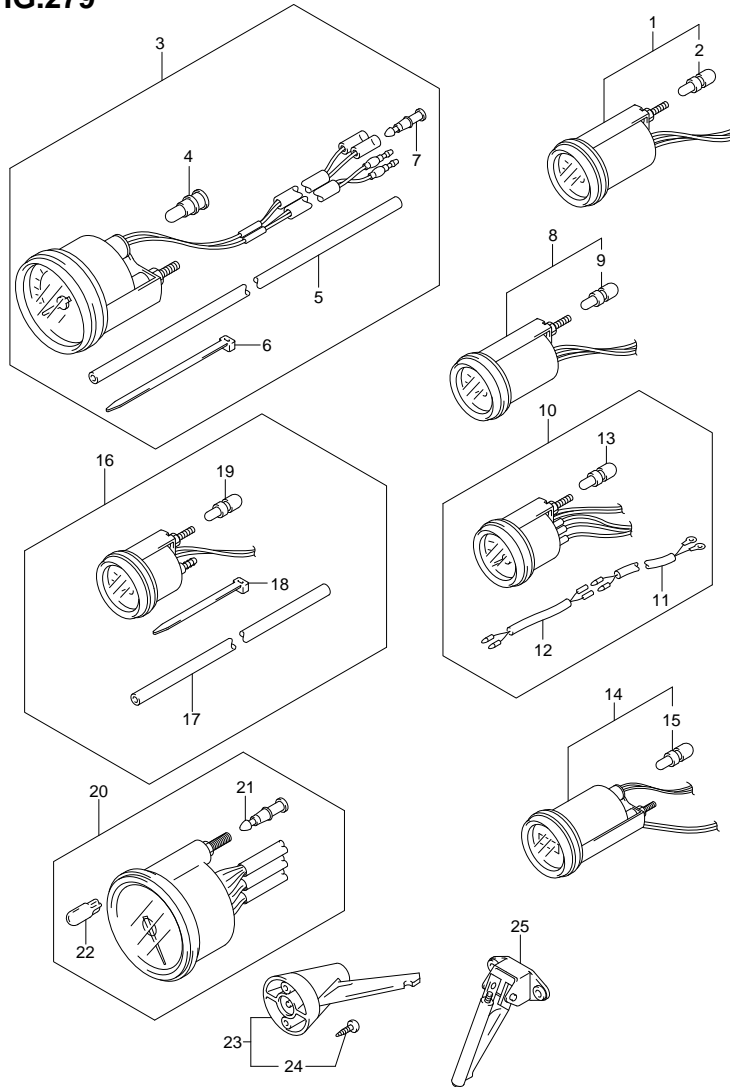


FIG.279 (3-B-6) OPT:METER (DF50ATH E1)

REF NO.	PART NO.	DESCRIPTION	Q'TY	REMARKS
1-1	34800-93J00	METER ASSY, TRIM	1	BLACK
1-2	34800-93J11	METER ASSY, TRIM	1	WHITE
2	09471-12103	·BULB (12V3.4W,T6.5)	1	
3-1	34100-93J00	SPEEDOMETER ASSY	1	MAX 130KM/H BLACK
3-2	34100-93J11	SPEEDOMETER ASSY	1	MAX 130KM/H WHITE
3-3	34100-93J20	SPEEDOMETER ASSY	1	MAX 80KM/H BLACK
3-4	34100-93J31	SPEEDOMETER ASSY	1	MAX 80KM/H WHITE
3-5	34100-93J40	SPEEDOMETER ASSY	1	MAX 45KNOTS BLACK
3-6	34100-93J51	SPEEDOMETER ASSY	1	MAX 45KNOTS WHITE
3-7	34100-93J60	SPEEDOMETER ASSY	1	MAX 65KNOTS WHITE
4	09471-12028	·BULB (12V,3.4W,T10)	1	
5	34191-92E00	·TUBE	1	
6	09407-14407	·CLAMP (L:145)	2	
7	36615-96300	·TERMINAL, RESIN	2	
8-1	34600-93J00	METER ASSY, VOLTAGE	1	BLACK
8-2	34600-93J11	METER ASSY, VOLTAGE	1	WHITE
9	09471-12103	·BULB (12V3.4W,T6.5)	1	
10-1	34300-93J00	GAUGE ASSY, FUEL	1	BLACK
10-2	34300-93J11	GAUGE ASSY, FUEL	1	WHITE
11	34310-92E00	·LEAD, FUEL GAUGE	1	
12	34360-92E00	·ADAPTER, FUEL GAUGE	1	
13	09471-12103	·BULB (12V3.4W,T6.5)	1	
14-1	34500-93J00	METER ASSY, HOUR	1	BLACK
14-2	34500-93J11	METER ASSY, HOUR	1	WHITE
15	09471-12103	·BULB (12V3.4W,T6.5)	1	
16-1	34650-93J20	GAUGE ASSY, WATER PRESSURE	1	15PSI BLACK
16-2	34650-93J31	GAUGE ASSY, WATER PRESSURE	1	15PSI WHITE
17	34191-92E00	·TUBE	1	
18	09407-14407	·CLAMP (L:145)	2	
19	09471-12103	·BULB (12V3.4W,T6.5)	1	
20-1	34200-93J00	TACHOMETER ASSY, WITH MONITOR	1	BLACK
20-2	34200-93J11	TACHOMETER ASSY, WITH MONITOR	1	WHITE
21	36615-96300	·TERMINAL, RESIN	4	
22	09471-12077	·BULB (12V1.7W,T10)	1	

FIG.279

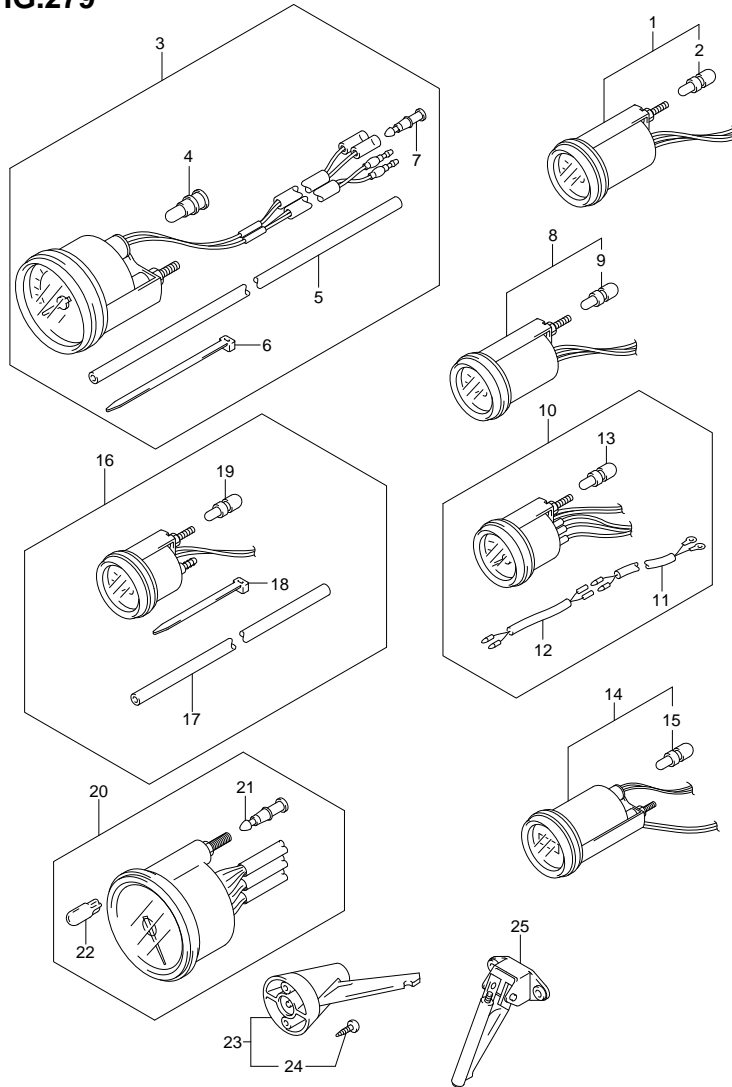


FIG. 279 (3-B-7) OPT:METER (DF50ATH E1)

REF NO.	PART NO.	DESCRIPTION	QTY	REMARKS
23	34190-95500	SENDER ASSY, SPEEDOMETER	1	
24	03112-06303	SCREW	2	
25	34190-87D00	SENDER, SPEEDOMETER	1	

FIG.280

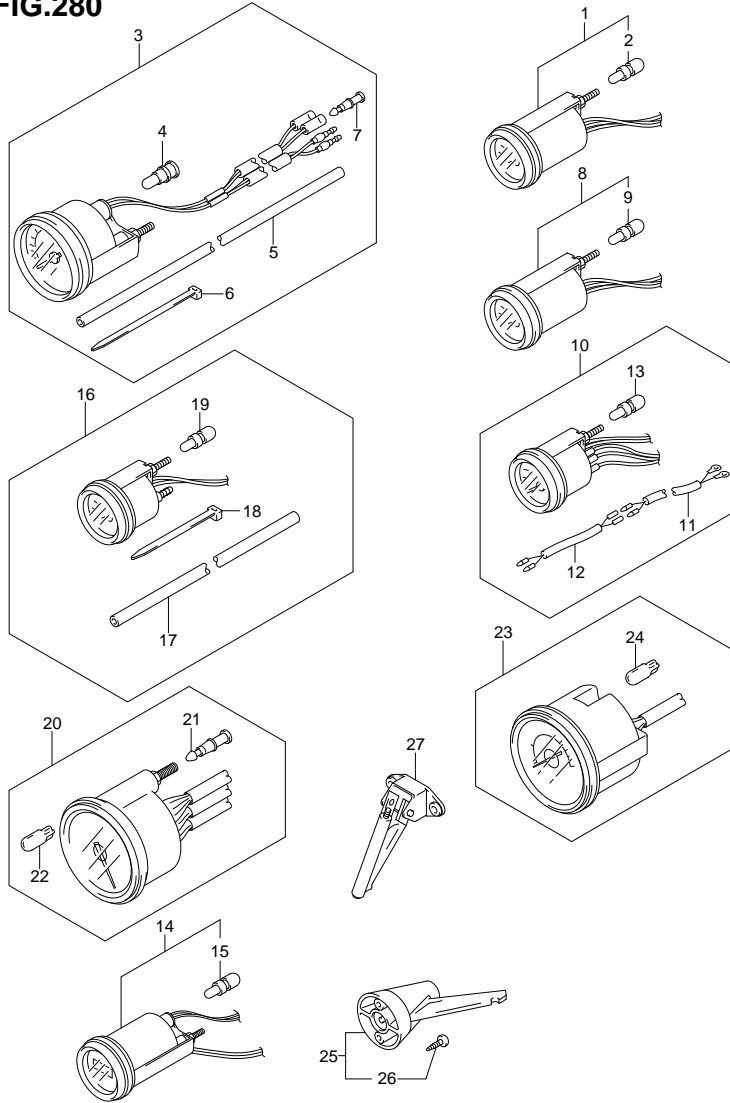


FIG.280 (3-B-8) OPT:METER (DF60A E1)

REF NO.	PART NO.	DESCRIPTION	Q'TY	REMARKS
1-1	34800-93J00	METER ASSY, TRIM	1	BLACK
1-2	34800-93J11	METER ASSY, TRIM	1	WHITE
2	09471-12103	·BULB (12V3.4W,T6.5)	1	
3-1	34100-93J00	SPEEDOMETER ASSY	1	MAX 130KM/H BLACK
3-2	34100-93J11	SPEEDOMETER ASSY	1	MAX 130KM/H WHITE
3-3	34100-93J20	SPEEDOMETER ASSY	1	MAX 80KM/H BLACK
3-4	34100-93J31	SPEEDOMETER ASSY	1	MAX 80KM/H WHITE
3-5	34100-93J40	SPEEDOMETER ASSY	1	MAX 45KNOTS BLACK
3-6	34100-93J51	SPEEDOMETER ASSY	1	MAX 45KNOTS WHITE
3-7	34100-93J60	SPEEDOMETER ASSY	1	MAX 65KNOTS WHITE
4	09471-12028	·BULB (12V,3.4W,T10)	1	
5	34191-92E00	·TUBE	1	
6	09407-14407	·CLAMP (L:145)	2	
7	36615-96300	·TERMINAL, RESIN	2	
8-1	34600-93J00	METER ASSY, VOLTAGE	1	BLACK
8-2	34600-93J11	METER ASSY, VOLTAGE	1	WHITE
9	09471-12103	·BULB (12V3.4W,T6.5)	1	
10-1	34300-93J00	GAUGE ASSY, FUEL	1	BLACK
10-2	34300-93J11	GAUGE ASSY, FUEL	1	WHITE
11	34310-92E00	·LEAD, FUEL GAUGE	1	
12	34360-92E00	·ADAPTER, FUEL GAUGE	1	
13	09471-12103	·BULB (12V3.4W,T6.5)	1	
14-1	34500-93J00	METER ASSY, HOUR	1	BLACK
14-2	34500-93J11	METER ASSY, HOUR	1	WHITE
15	09471-12103	·BULB (12V3.4W,T6.5)	1	
16-1	34650-93J20	GAUGE ASSY, WATER PRESSURE	1	15PSI BLACK
16-2	34650-93J31	GAUGE ASSY, WATER PRESSURE	1	15PSI WHITE
17	34191-92E00	·TUBE	1	
18	09407-14407	·CLAMP (L:145)	2	
19	09471-12103	·BULB (12V3.4W,T6.5)	1	
20-1	34200-93J00	TACHOMETER ASSY, WITH MONITOR	1	BLACK
20-2	34200-93J11	TACHOMETER ASSY, WITH MONITOR	1	WHITE
21	36615-96300	·TERMINAL, RESIN	4	
22	09471-12077	·BULB (12V1.7W,T10)	1	

FIG.280

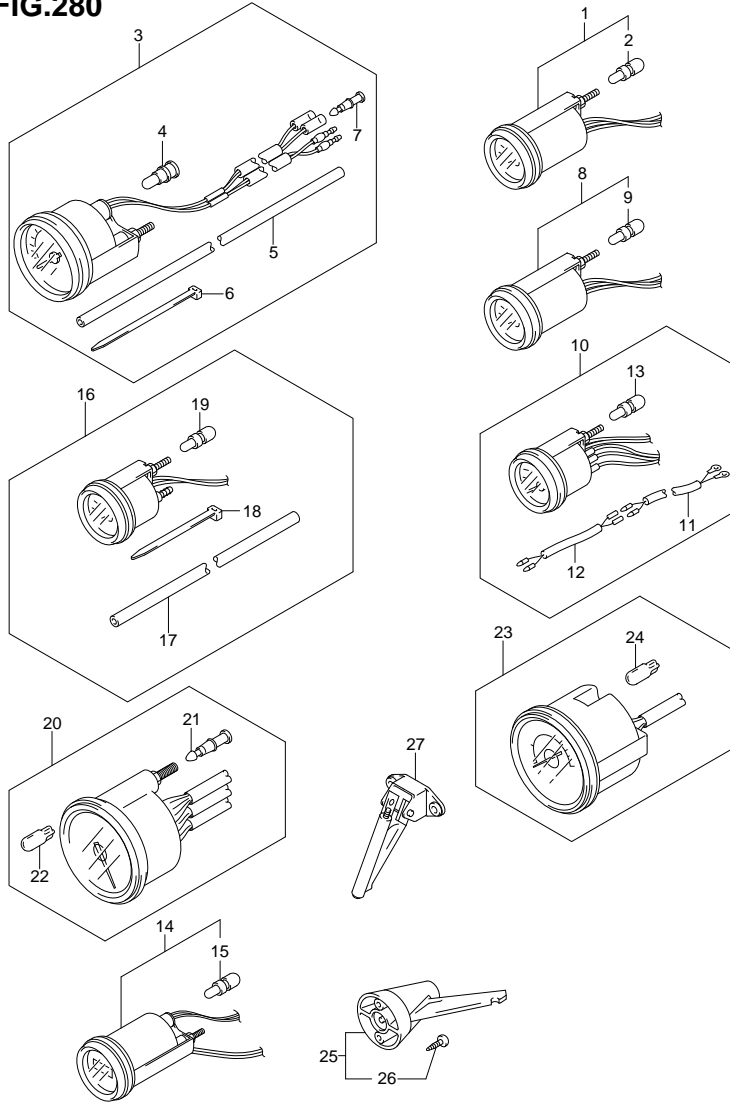


FIG. 280 (3-B-9) OPT:METER (DF60A E1)

REF NO.	PART NO.	DESCRIPTION	QTY	REMARKS
23-1	34200-93J40	TACHOMETER ASSY, WITH MONITOR	1	BLACK
23-2	34200-93J50	TACHOMETER ASSY, WITH MONITOR	1	WHITE
24	09471-12077	BULB (12V1.7W,T10)	1	
25	34190-95500	SENDER ASSY, SPEEDOMETER	1	
26	03112-06303	SCREW	2	
27	34190-87D00	SENDER, SPEEDOMETER	1	

FIG.281

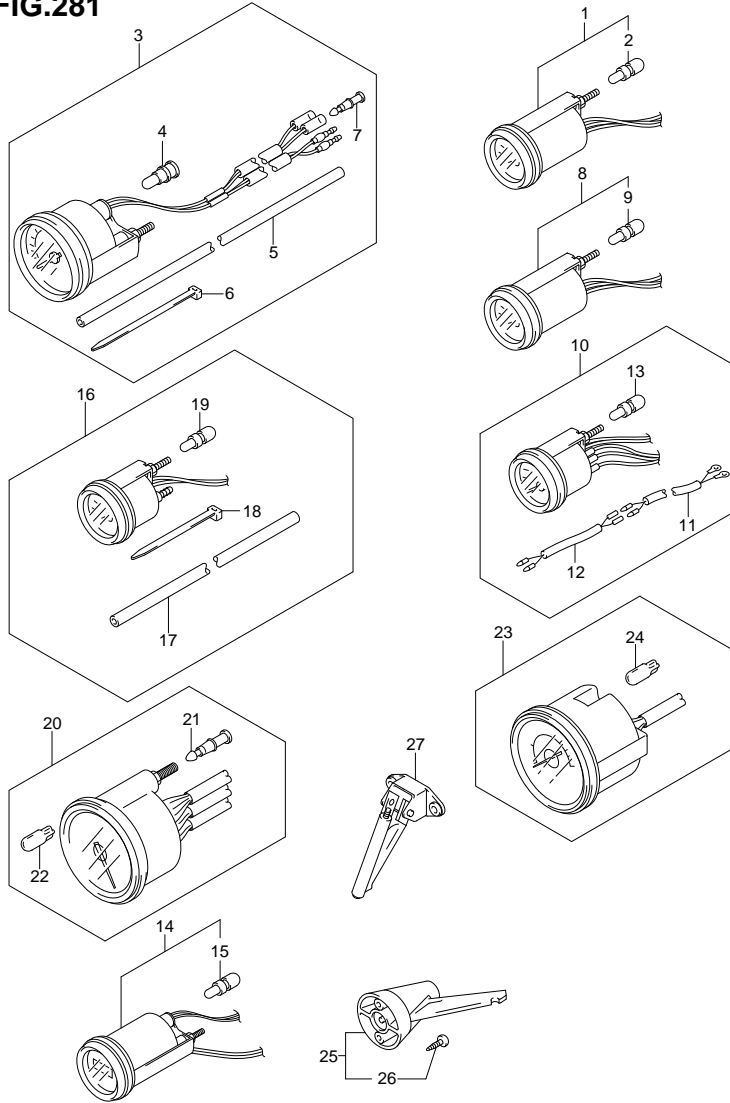


FIG.281 (3-B-10) OPT:METER (DF60A E40)

REF NO.	PART NO.	DESCRIPTION	Q'TY	REMARKS
1-1	34800-93J00	METER ASSY, TRIM	1	BLACK
1-2	34800-93J11	METER ASSY, TRIM	1	WHITE
2	09471-12103	·BULB (12V3.4W,T6.5)	1	
3-1	34100-93J00	SPEEDOMETER ASSY	1	MAX 130KM/H BLACK
3-2	34100-93J11	SPEEDOMETER ASSY	1	MAX 130KM/H WHITE
3-3	34100-93J20	SPEEDOMETER ASSY	1	MAX 80KM/H BLACK
3-4	34100-93J31	SPEEDOMETER ASSY	1	MAX 80KM/H WHITE
3-5	34100-93J40	SPEEDOMETER ASSY	1	MAX 45KNOTS BLACK
3-6	34100-93J51	SPEEDOMETER ASSY	1	MAX 45KNOTS WHITE
3-7	34100-93J60	SPEEDOMETER ASSY	1	MAX 65KNOTS WHITE
4	09471-12028	·BULB (12V,3.4W,T10)	1	
5	34191-92E00	·TUBE	1	
6	09407-14407	·CLAMP (L:145)	2	
7	36615-96300	·TERMINAL, RESIN	2	
8-1	34600-93J00	METER ASSY, VOLTAGE	1	BLACK
8-2	34600-93J11	METER ASSY, VOLTAGE	1	WHITE
9	09471-12103	·BULB (12V3.4W,T6.5)	1	
10-1	34300-93J00	GAUGE ASSY, FUEL	1	BLACK
10-2	34300-93J11	GAUGE ASSY, FUEL	1	WHITE
11	34310-92E00	·LEAD, FUEL GAUGE	1	
12	34360-92E00	·ADAPTER, FUEL GAUGE	1	
13	09471-12103	·BULB (12V3.4W,T6.5)	1	
14-1	34500-93J00	METER ASSY, HOUR	1	BLACK
14-2	34500-93J11	METER ASSY, HOUR	1	WHITE
15	09471-12103	·BULB (12V3.4W,T6.5)	1	
16-1	34650-93J20	GAUGE ASSY, WATER PRESSURE	1	15PSI BLACK
16-2	34650-93J31	GAUGE ASSY, WATER PRESSURE	1	15PSI WHITE
17	34191-92E00	·TUBE	1	
18	09407-14407	·CLAMP (L:145)	2	
19	09471-12103	·BULB (12V3.4W,T6.5)	1	
20-1	34200-93J00	TACHOMETER ASSY, WITH MONITOR	1	BLACK
20-2	34200-93J11	TACHOMETER ASSY, WITH MONITOR	1	WHITE
21	36615-96300	·TERMINAL, RESIN	4	
22	09471-12077	·BULB (12V1.7W,T10)	1	

FIG.281

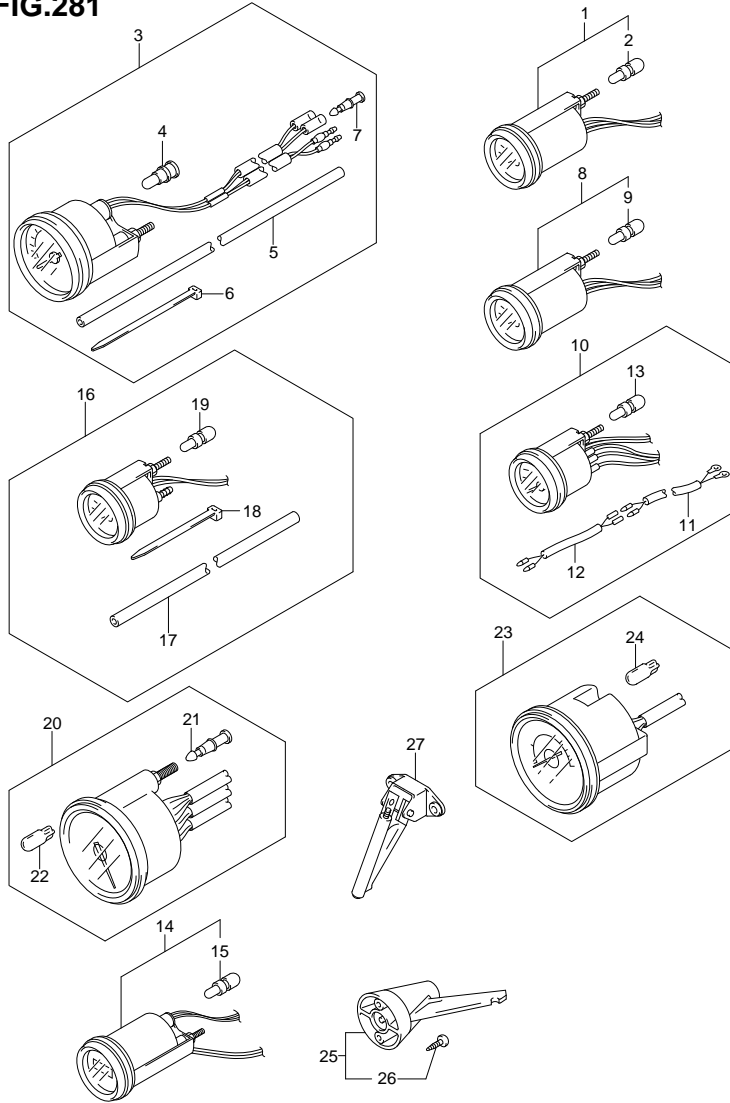


FIG. 281 (3-B-11) OPT:METER (DF60A E40)

REF NO.	PART NO.	DESCRIPTION	QTY	REMARKS
23-1	34200-93J40	TACHOMETER ASSY, WITH MONITOR	1	BLACK
23-2	34200-93J50	TACHOMETER ASSY, WITH MONITOR	1	WHITE
24	09471-12077	·BULB (12V1.7W,T10)	1	
25	34190-95500	SENDER ASSY, SPEEDOMETER	1	
26	03112-06303	·SCREW	2	
27	34190-87D00	SENDER, SPEEDOMETER	1	

FIG.282

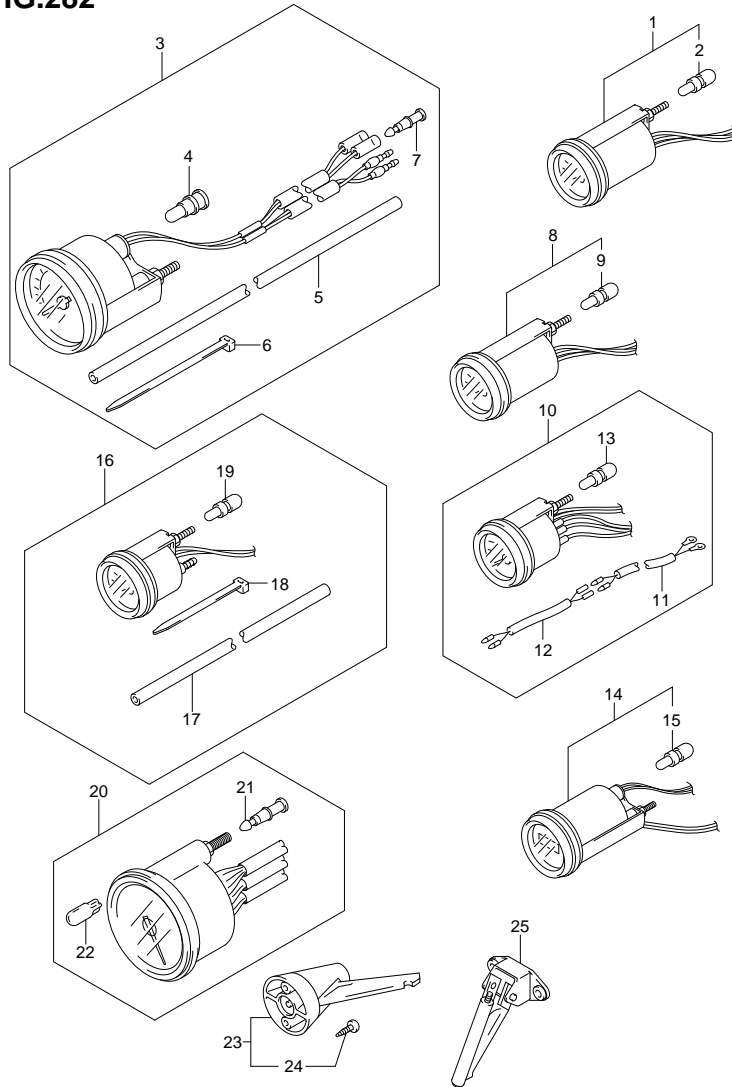


FIG.282 (3-B-12) OPT:METER (DF60AQH E1)

REF NO.	PART NO.	DESCRIPTION	Q'TY	REMARKS
1-1	34800-93J00	METER ASSY, TRIM	1	BLACK
1-2	34800-93J11	METER ASSY, TRIM	1	WHITE
2	09471-12103	·BULB (12V3.4W,T6.5)	1	
3-1	34100-93J00	SPEEDOMETER ASSY	1	MAX 130KM/H BLACK
3-2	34100-93J11	SPEEDOMETER ASSY	1	MAX 130KM/H WHITE
3-3	34100-93J20	SPEEDOMETER ASSY	1	MAX 80KM/H BLACK
3-4	34100-93J31	SPEEDOMETER ASSY	1	MAX 80KM/H WHITE
3-5	34100-93J40	SPEEDOMETER ASSY	1	MAX 45KNOTS BLACK
3-6	34100-93J51	SPEEDOMETER ASSY	1	MAX 45KNOTS WHITE
3-7	34100-93J60	SPEEDOMETER ASSY	1	MAX 65KNOTS WHITE
4	09471-12028	·BULB (12V,3.4W,T10)	1	
5	34191-92E00	·TUBE	1	
6	09407-14407	·CLAMP (L:145)	2	
7	36615-96300	·TERMINAL, RESIN	2	
8-1	34600-93J00	METER ASSY, VOLTAGE	1	BLACK
8-2	34600-93J11	METER ASSY, VOLTAGE	1	WHITE
9	09471-12103	·BULB (12V3.4W,T6.5)	1	
10-1	34300-93J00	GAUGE ASSY, FUEL	1	BLACK
10-2	34300-93J11	GAUGE ASSY, FUEL	1	WHITE
11	34310-92E00	·LEAD, FUEL GAUGE	1	
12	34360-92E00	·ADAPTER, FUEL GAUGE	1	
13	09471-12103	·BULB (12V3.4W,T6.5)	1	
14-1	34500-93J00	METER ASSY, HOUR	1	BLACK
14-2	34500-93J11	METER ASSY, HOUR	1	WHITE
15	09471-12103	·BULB (12V3.4W,T6.5)	1	
16-1	34650-93J20	GAUGE ASSY, WATER PRESSURE	1	15PSI BLACK
16-2	34650-93J31	GAUGE ASSY, WATER PRESSURE	1	15PSI WHITE
17	34191-92E00	·TUBE	1	
18	09407-14407	·CLAMP (L:145)	2	
19	09471-12103	·BULB (12V3.4W,T6.5)	1	
20-1	34200-93J00	TACHOMETER ASSY, WITH MONITOR	1	BLACK
20-2	34200-93J11	TACHOMETER ASSY, WITH MONITOR	1	WHITE
21	36615-96300	·TERMINAL, RESIN	4	
22	09471-12077	·BULB (12V1.7W,T10)	1	

FIG.282

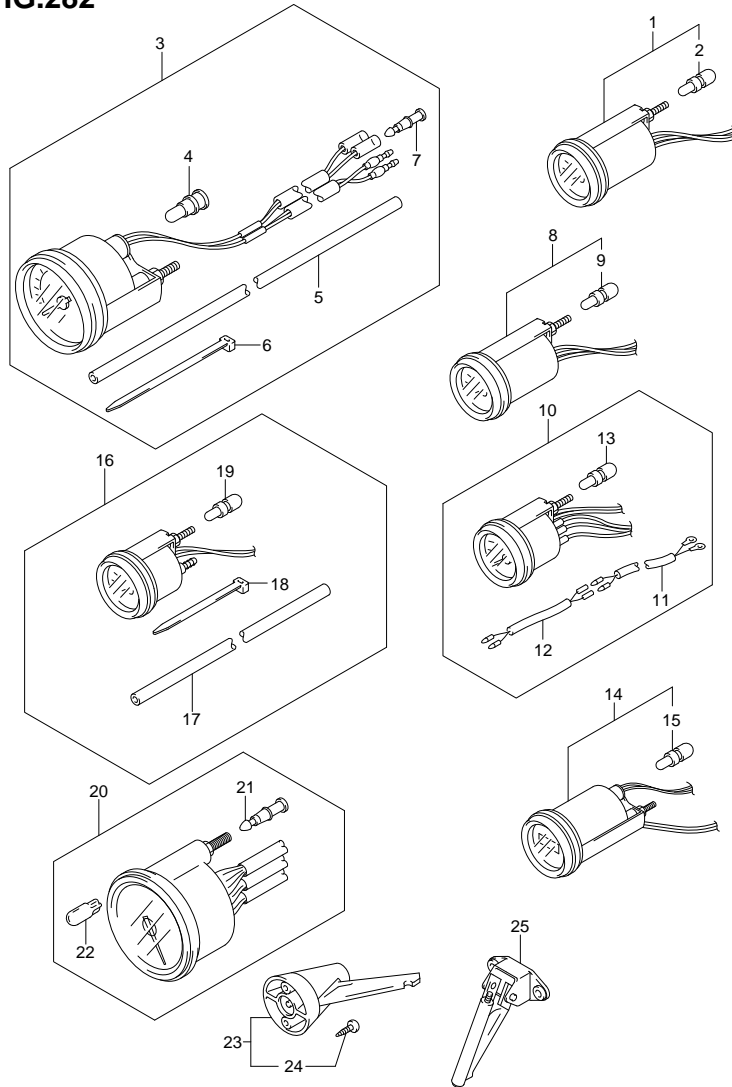


FIG. 282 (3-B-13) OPT:METER (DF60AQH E1)

REF NO.	PART NO.	DESCRIPTION	QTY	REMARKS
23	34190-95500	SENDER ASSY, SPEEDOMETER	1	
24	03112-06303	SCREW	2	
25	34190-87D00	SENDER, SPEEDOMETER	1	

FIG.283

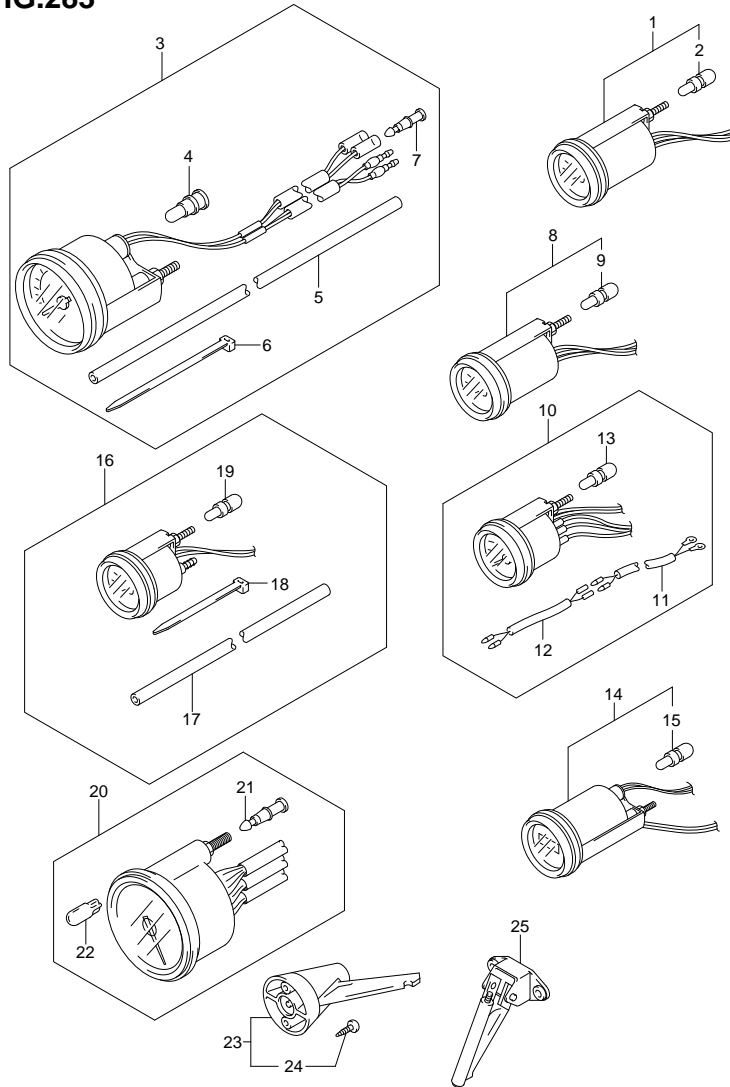


FIG.283 (3-B-14) OPT:METER (DF60AQH F40)

REF NO.	PART NO.	DESCRIPTION	Q'TY	REMARKS
1-1	34800-93J00	METER ASSY, TRIM	1	BLACK
1-2	34800-93J11	METER ASSY, TRIM	1	WHITE
2	09471-12103	·BULB (12V3.4W,T6.5)	1	
3-1	34100-93J00	SPEEDOMETER ASSY	1	MAX 130KM/H BLACK
3-2	34100-93J11	SPEEDOMETER ASSY	1	MAX 130KM/H WHITE
3-3	34100-93J20	SPEEDOMETER ASSY	1	MAX 80KM/H BLACK
3-4	34100-93J31	SPEEDOMETER ASSY	1	MAX 80KM/H WHITE
3-5	34100-93J40	SPEEDOMETER ASSY	1	MAX 45KNOTS BLACK
3-6	34100-93J51	SPEEDOMETER ASSY	1	MAX 45KNOTS WHITE
3-7	34100-93J60	SPEEDOMETER ASSY	1	MAX 65KNOTS WHITE
4	09471-12028	·BULB (12V,3.4W,T10)	1	
5	34191-92E00	·TUBE	1	
6	09407-14407	·CLAMP (L:145)	2	
7	36615-96300	·TERMINAL, RESIN	2	
8-1	34600-93J00	METER ASSY, VOLTAGE	1	BLACK
8-2	34600-93J11	METER ASSY, VOLTAGE	1	WHITE
9	09471-12103	·BULB (12V3.4W,T6.5)	1	
10-1	34300-93J00	GAUGE ASSY, FUEL	1	BLACK
10-2	34300-93J11	GAUGE ASSY, FUEL	1	WHITE
11	34310-92E00	·LEAD, FUEL GAUGE	1	
12	34360-92E00	·ADAPTER, FUEL GAUGE	1	
13	09471-12103	·BULB (12V3.4W,T6.5)	1	
14-1	34500-93J00	METER ASSY, HOUR	1	BLACK
14-2	34500-93J11	METER ASSY, HOUR	1	WHITE
15	09471-12103	·BULB (12V3.4W,T6.5)	1	
16-1	34650-93J20	GAUGE ASSY, WATER PRESSURE	1	15PSI BLACK
16-2	34650-93J31	GAUGE ASSY, WATER PRESSURE	1	15PSI WHITE
17	34191-92E00	·TUBE	1	
18	09407-14407	·CLAMP (L:145)	2	
19	09471-12103	·BULB (12V3.4W,T6.5)	1	
20-1	34200-93J00	TACHOMETER ASSY, WITH MONITOR	1	BLACK
20-2	34200-93J11	TACHOMETER ASSY, WITH MONITOR	1	WHITE
21	36615-96300	·TERMINAL, RESIN	4	
22	09471-12077	·BULB (12V1.7W,T10)	1	

FIG.283

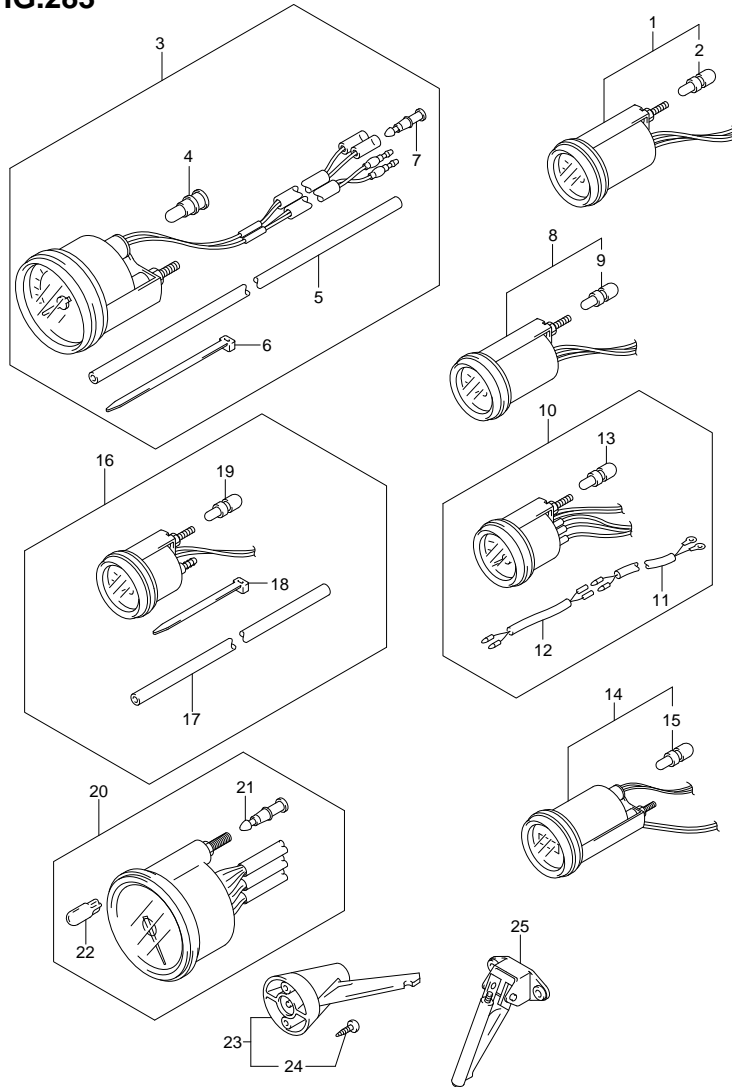


FIG. 283 (3-B-15) OPT:METER (DF60AQH E40)

REF NO.	PART NO.	DESCRIPTION	QTY	REMARKS
23	34190-95500	SENDER ASSY, SPEEDOMETER	1	
24	03112-06303	SCREW	2	
25	34190-87D00	SENDER, SPEEDOMETER	1	

FIG.284

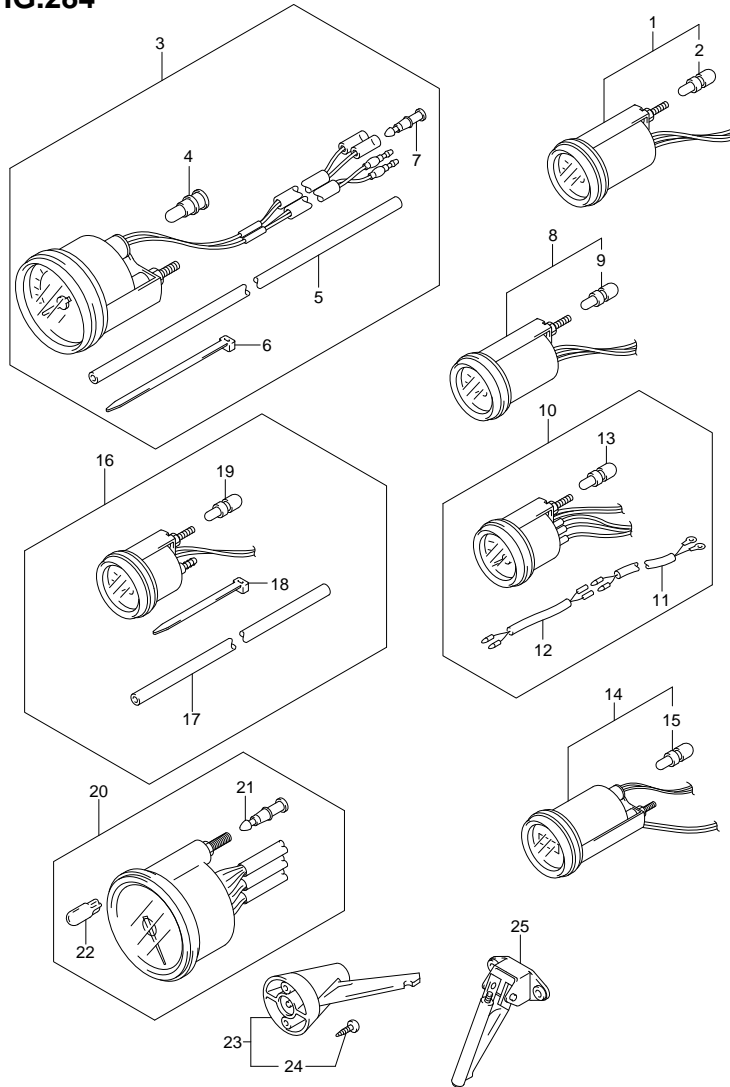


FIG.284 (3-C-2) OPT:METER (DF60ATH E1)

REF NO.	PART NO.	DESCRIPTION	Q'TY	REMARKS
1-1	34800-93J00	METER ASSY, TRIM	1	BLACK
1-2	34800-93J11	METER ASSY, TRIM	1	WHITE
2	09471-12103	·BULB (12V3.4W,T6.5)	1	
3-1	34100-93J00	SPEEDOMETER ASSY	1	MAX 130KM/H BLACK
3-2	34100-93J11	SPEEDOMETER ASSY	1	MAX 130KM/H WHITE
3-3	34100-93J20	SPEEDOMETER ASSY	1	MAX 80KM/H BLACK
3-4	34100-93J31	SPEEDOMETER ASSY	1	MAX 80KM/H WHITE
3-5	34100-93J40	SPEEDOMETER ASSY	1	MAX 45KNOTS BLACK
3-6	34100-93J51	SPEEDOMETER ASSY	1	MAX 45KNOTS WHITE
3-7	34100-93J60	SPEEDOMETER ASSY	1	MAX 65KNOTS WHITE
4	09471-12028	·BULB (12V,3.4W,T10)	1	
5	34191-92E00	·TUBE	1	
6	09407-14407	·CLAMP (L:145)	2	
7	36615-96300	·TERMINAL, RESIN	2	
8-1	34600-93J00	METER ASSY, VOLTAGE	1	BLACK
8-2	34600-93J11	METER ASSY, VOLTAGE	1	WHITE
9	09471-12103	·BULB (12V3.4W,T6.5)	1	
10-1	34300-93J00	GAUGE ASSY, FUEL	1	BLACK
10-2	34300-93J11	GAUGE ASSY, FUEL	1	WHITE
11	34310-92E00	·LEAD, FUEL GAUGE	1	
12	34360-92E00	·ADAPTER, FUEL GAUGE	1	
13	09471-12103	·BULB (12V3.4W,T6.5)	1	
14-1	34500-93J00	METER ASSY, HOUR	1	BLACK
14-2	34500-93J11	METER ASSY, HOUR	1	WHITE
15	09471-12103	·BULB (12V3.4W,T6.5)	1	
16-1	34650-93J20	GAUGE ASSY, WATER PRESSURE	1	15PSI BLACK
16-2	34650-93J31	GAUGE ASSY, WATER PRESSURE	1	15PSI WHITE
17	34191-92E00	·TUBE	1	
18	09407-14407	·CLAMP (L:145)	2	
19	09471-12103	·BULB (12V3.4W,T6.5)	1	
20-1	34200-93J00	TACHOMETER ASSY, WITH MONITOR	1	BLACK
20-2	34200-93J11	TACHOMETER ASSY, WITH MONITOR	1	WHITE
21	36615-96300	·TERMINAL, RESIN	4	
22	09471-12077	·BULB (12V1.7W,T10)	1	

FIG.284

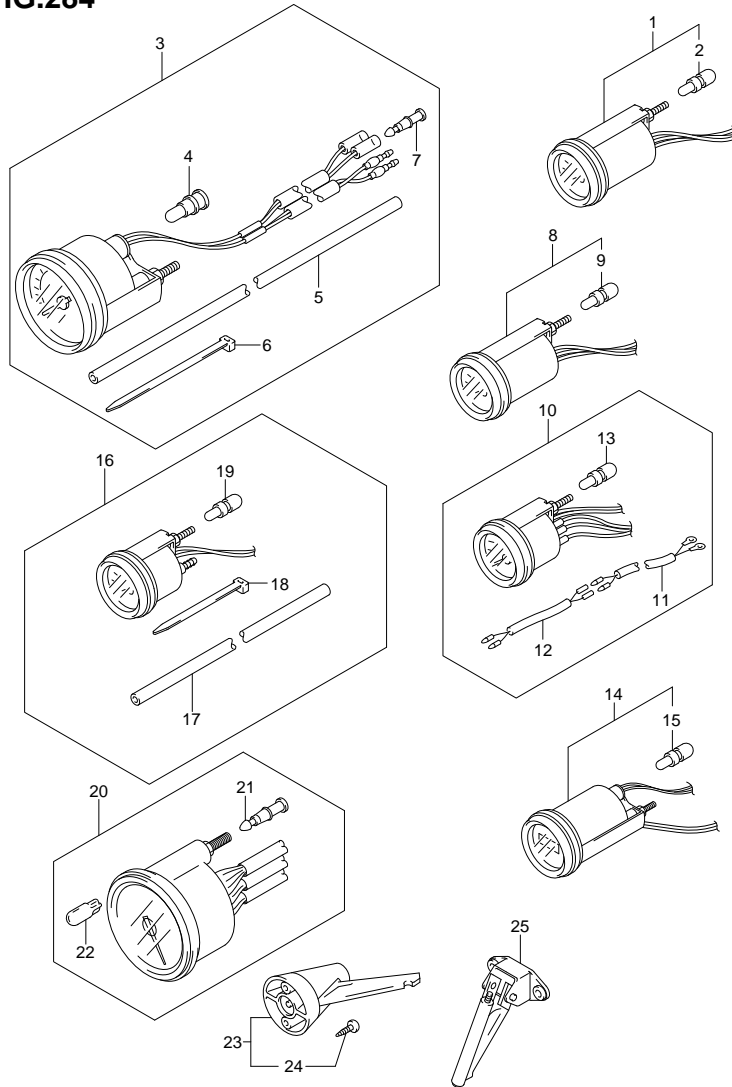


FIG. 284 (3-C-3) OPT:METER (DF60ATH E1)

REF NO.	PART NO.	DESCRIPTION	QTY	REMARKS
23	34190-95500	SENDER ASSY, SPEEDOMETER	1	
24	03112-06303	SCREW	2	
25	34190-87D00	SENDER, SPEEDOMETER	1	

FIG.285

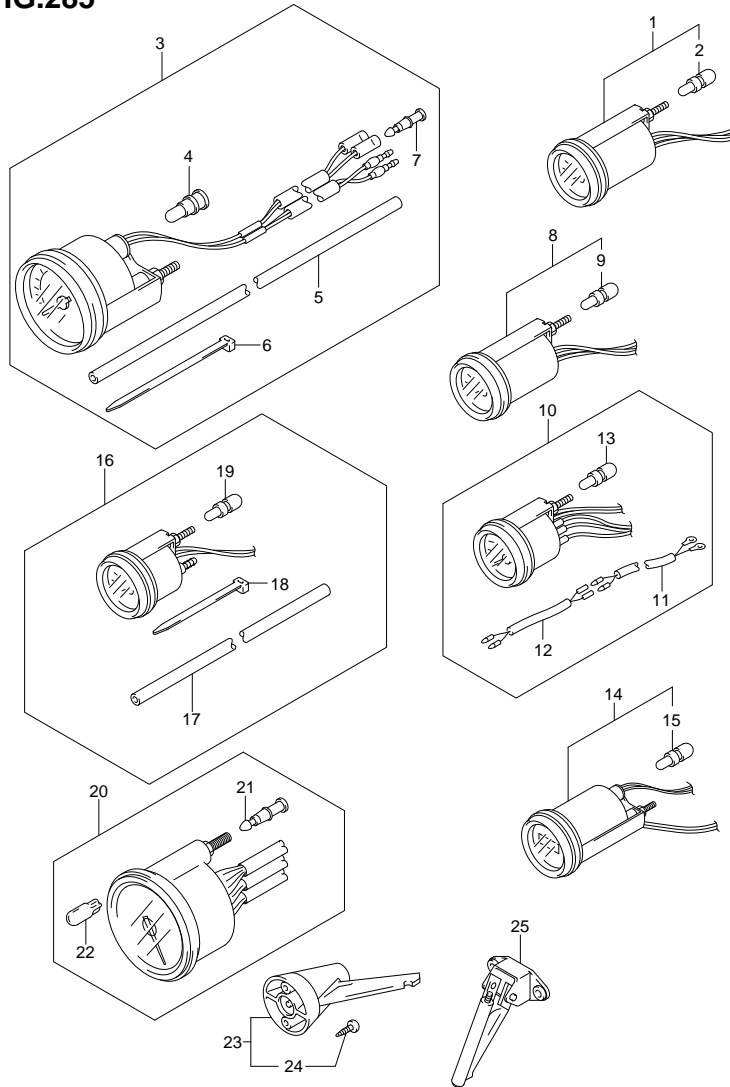


FIG.285 (3-C-4) OPT:METER (DF60ATH E40)

REF NO.	PART NO.	DESCRIPTION	Q'TY	REMARKS
1-1	34800-93J00	METER ASSY, TRIM	1	BLACK
1-2	34800-93J11	METER ASSY, TRIM	1	WHITE
2	09471-12103	·BULB (12V3.4W,T6.5)	1	
3-1	34100-93J00	SPEEDOMETER ASSY	1	MAX 130KM/H BLACK
3-2	34100-93J11	SPEEDOMETER ASSY	1	MAX 130KM/H WHITE
3-3	34100-93J20	SPEEDOMETER ASSY	1	MAX 80KM/H BLACK
3-4	34100-93J31	SPEEDOMETER ASSY	1	MAX 80KM/H WHITE
3-5	34100-93J40	SPEEDOMETER ASSY	1	MAX 45KNOTS BLACK
3-6	34100-93J51	SPEEDOMETER ASSY	1	MAX 45KNOTS WHITE
3-7	34100-93J60	SPEEDOMETER ASSY	1	MAX 65KNOTS WHITE
4	09471-12028	·BULB (12V,3.4W,T10)	1	
5	34191-92E00	·TUBE	1	
6	09407-14407	·CLAMP (L:145)	2	
7	36615-96300	·TERMINAL, RESIN	2	
8-1	34600-93J00	METER ASSY, VOLTAGE	1	BLACK
8-2	34600-93J11	METER ASSY, VOLTAGE	1	WHITE
9	09471-12103	·BULB (12V3.4W,T6.5)	1	
10-1	34300-93J00	GAUGE ASSY, FUEL	1	BLACK
10-2	34300-93J11	GAUGE ASSY, FUEL	1	WHITE
11	34310-92E00	·LEAD, FUEL GAUGE	1	
12	34360-92E00	·ADAPTER, FUEL GAUGE	1	
13	09471-12103	·BULB (12V3.4W,T6.5)	1	
14-1	34500-93J00	METER ASSY, HOUR	1	BLACK
14-2	34500-93J11	METER ASSY, HOUR	1	WHITE
15	09471-12103	·BULB (12V3.4W,T6.5)	1	
16-1	34650-93J20	GAUGE ASSY, WATER PRESSURE	1	15PSI BLACK
16-2	34650-93J31	GAUGE ASSY, WATER PRESSURE	1	15PSI WHITE
17	34191-92E00	·TUBE	1	
18	09407-14407	·CLAMP (L:145)	2	
19	09471-12103	·BULB (12V3.4W,T6.5)	1	
20-1	34200-93J00	TACHOMETER ASSY, WITH MONITOR	1	BLACK
20-2	34200-93J11	TACHOMETER ASSY, WITH MONITOR	1	WHITE
21	36615-96300	·TERMINAL, RESIN	4	
22	09471-12077	·BULB (12V1.7W,T10)	1	

FIG.285

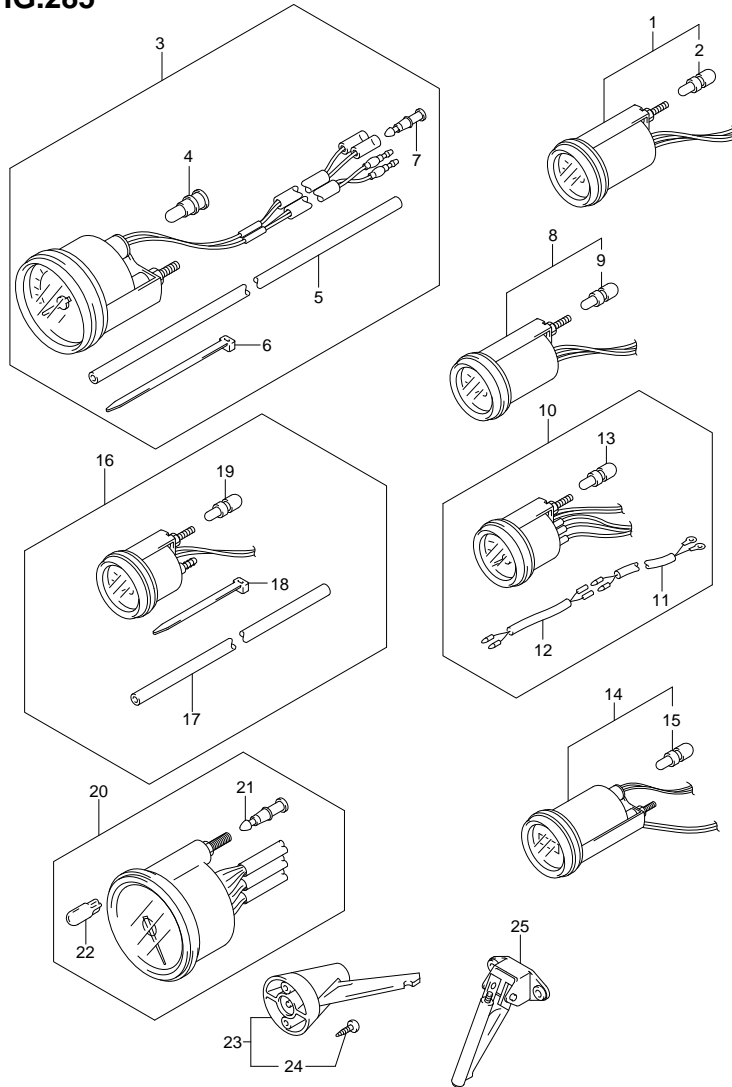


FIG. 285 (3-C-5) OPT:METER (DF60ATH E40)

REF NO.	PART NO.	DESCRIPTION	QTY	REMARKS
23	34190-95500	SENDER ASSY, SPEEDOMETER	1	
24	03112-06303	SCREW	2	
25	34190-87D00	SENDER, SPEEDOMETER	1	

FIG.286

FIG.286 (3-C-6) OPT:HARNESS (DF40A E1)

REF NO.	PART NO.	DESCRIPTION	Q'TY	REMARKS
1-1	36620-93J10	WIRE ASSY, REMOCON EXTENSION	1	L:2000
1-2	36620-93J40	WIRE ASSY, REMOCON EXTENSION	1	L:3000
2	36620-93J30	WIRE ASSY, REMOCON ADAPTER	1	L:2000
3	38500-93J00	BUZZER ASSY, WARNING	1	
4-1	36620-93J02	WIRE ASSY, REMOTE CONTROL	1	L:5000
4-2	36620-93J52	WIRE ASSY, REMOTE CONTROL	1	L:3500
4-3	36620-93J62	WIRE ASSY, REMOTE CONTROL	1	L:6500
5	36990-87D00	TERMINAL & SLEEVE SET	1	

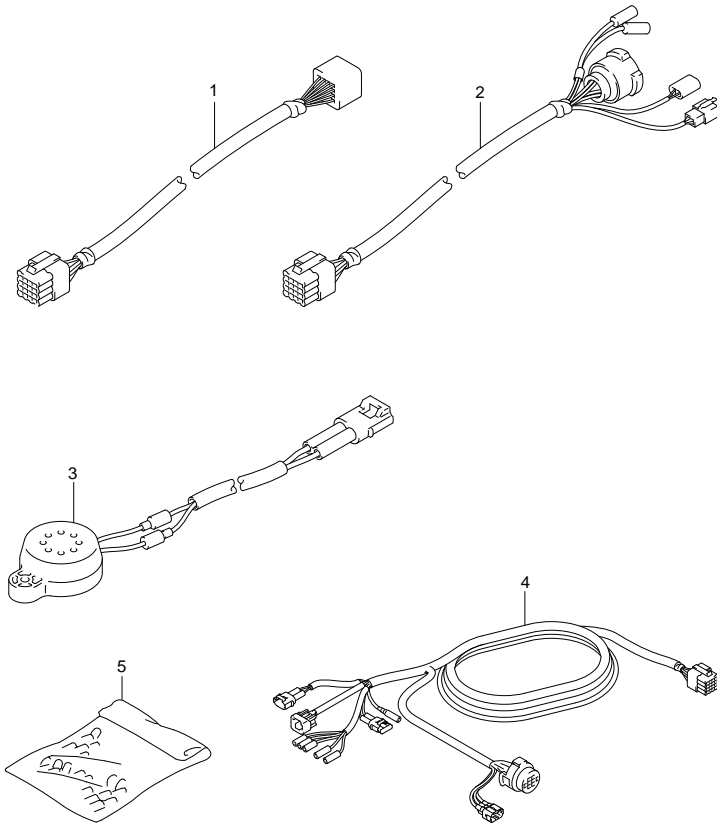


FIG.287

FIG.287 (3-C-7) OPT:HARNESS (DF40AQH E1)

REF NO.	PART NO.	DESCRIPTION	Q'TY	REMARKS
1	38500-93J00	BUZZER ASSY, WARNING	1	
2-1	36620-93J02	WIRE ASSY, REMOTE CONTROL	1	L:5000
2-2	36620-93J52	WIRE ASSY, REMOTE CONTROL	1	L:3500
2-3	36620-93J62	WIRE ASSY, REMOTE CONTROL	1	L:6500
3	36990-87D00	TERMINAL & SLEEVE SET	1	
4	36630-92E00	WIRE ASSY, INSTRUMENT	1	
5	36660-94480	WIRE, MONITOR GAUGE EXTENSION	1	
6	36682-92E00	WIRE, MONITOR GAUGE EXTENSION	1	

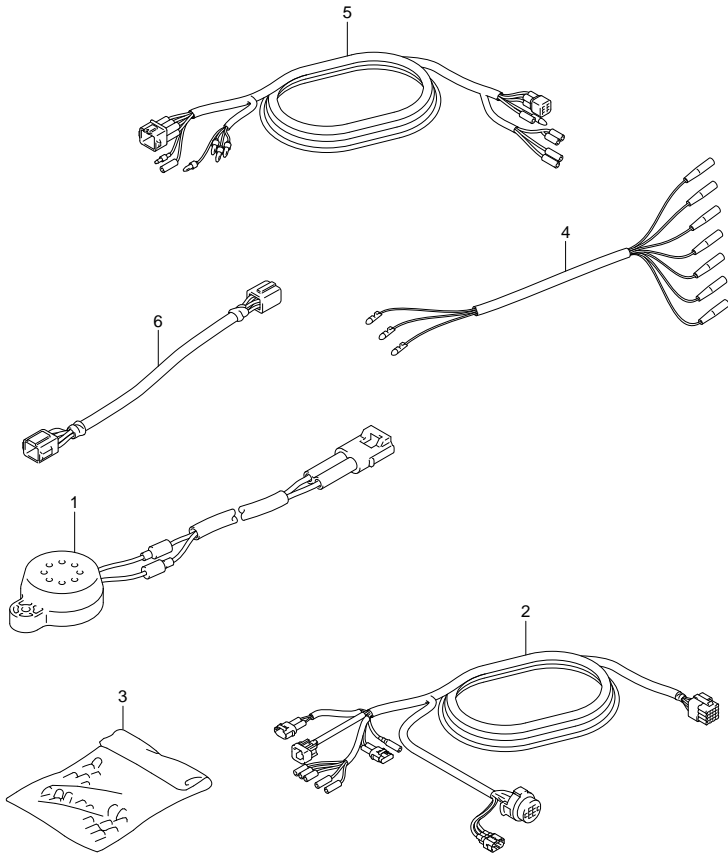


FIG.288

FIG.288 (3-C-8) OPT:HARNESS (DF40AST E34)

REF NO.	PART NO.	DESCRIPTION	Q'TY	REMARKS
1-1	36620-93J10	WIRE ASSY, REMOCON EXTENSION	1	L:2000
1-2	36620-93J40	WIRE ASSY, REMOCON EXTENSION	1	L:3000
2	36620-93J30	WIRE ASSY, REMOCON ADAPTER	1	L:2000
3	38500-93J00	BUZZER ASSY, WARNING	1	
4-1	36620-93J02	WIRE ASSY, REMOTE CONTROL	1	L:5000
4-2	36620-93J52	WIRE ASSY, REMOTE CONTROL	1	L:3500
4-3	36620-93J62	WIRE ASSY, REMOTE CONTROL	1	L:6500
5	36990-87D00	TERMINAL & SLEEVE SET	1	

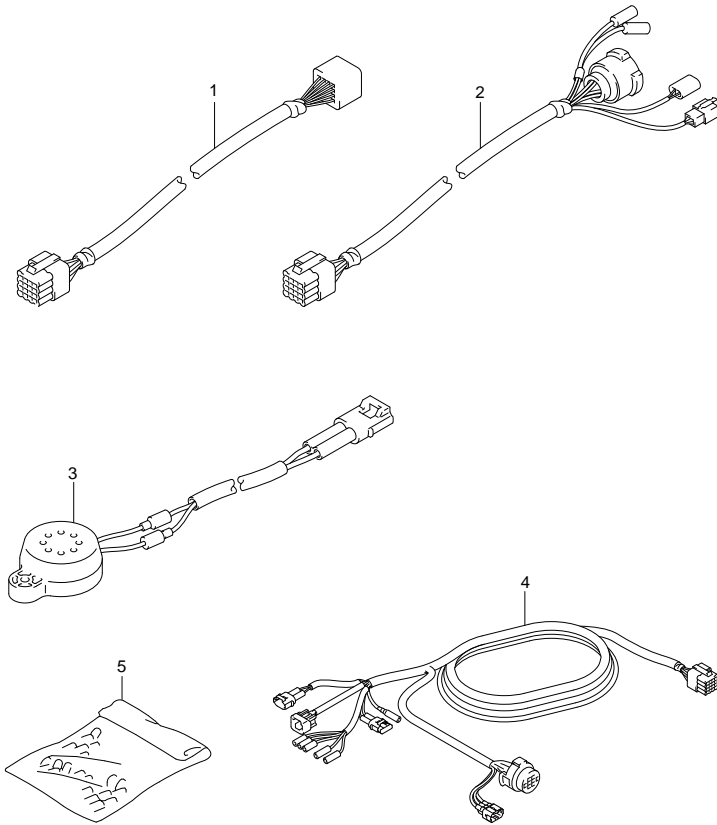


FIG.289

FIG.289 (3-C-9) OPT:HARNESS (DF50A E1)

REF NO.	PART NO.	DESCRIPTION	Q'TY	REMARKS
1-1	36620-93J10	WIRE ASSY, REMOCON EXTENSION	1	L:2000
1-2	36620-93J40	WIRE ASSY, REMOCON EXTENSION	1	L:3000
2	36620-93J30	WIRE ASSY, REMOCON ADAPTER	1	L:2000
3	38500-93J00	BUZZER ASSY, WARNING	1	
4-1	36620-93J02	WIRE ASSY, REMOTE CONTROL	1	L:5000
4-2	36620-93J52	WIRE ASSY, REMOTE CONTROL	1	L:3500
4-3	36620-93J62	WIRE ASSY, REMOTE CONTROL	1	L:6500
5	36990-87D00	TERMINAL & SLEEVE SET	1	

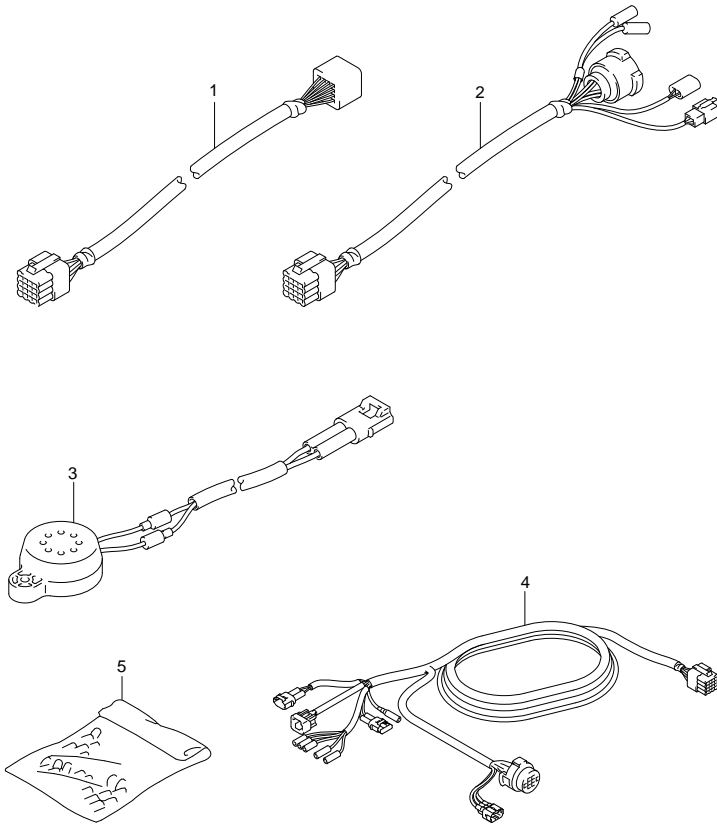


FIG.290

FIG.290 (3-C-10) OPT:HARNESS (DF50ATH E1)

REF NO.	PART NO.	DESCRIPTION	Q'TY	REMARKS
1	38500-93J00	BUZZER ASSY, WARNING	1	
2-1	36620-93J02	WIRE ASSY, REMOTE CONTROL	1	L:5000
2-2	36620-93J52	WIRE ASSY, REMOTE CONTROL	1	L:3500
2-3	36620-93J62	WIRE ASSY, REMOTE CONTROL	1	L:6500
3	36990-87D00	TERMINAL & SLEEVE SET	1	
4	36630-92E00	WIRE ASSY, INSTRUMENT	1	
5	36660-94480	WIRE, MONITOR GAUGE EXTENSION	1	
6	36682-92E00	WIRE, MONITOR GAUGE EXTENSION	1	

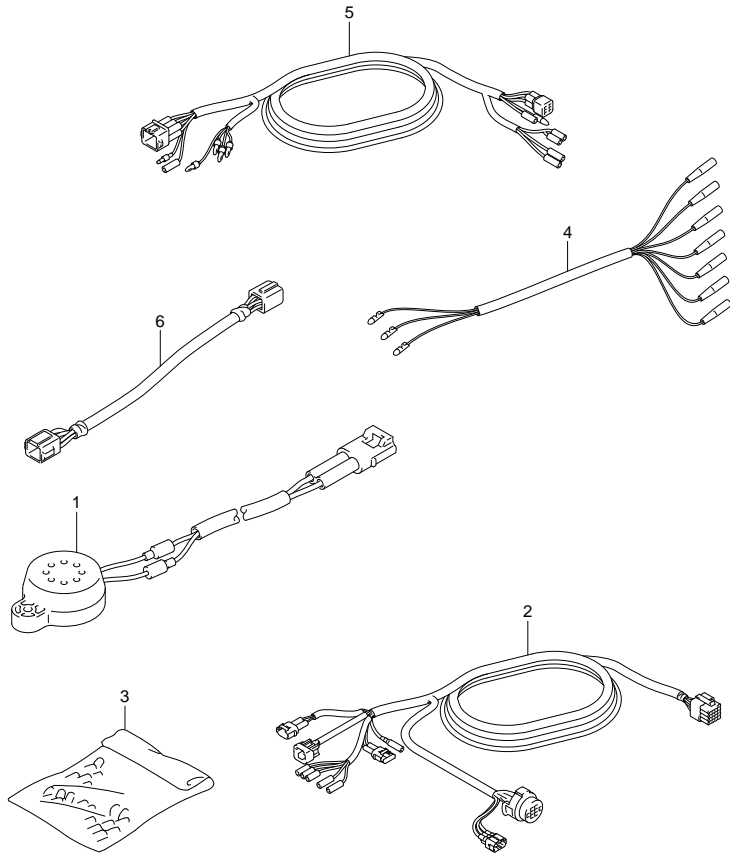


FIG.291

FIG. 291 (3-C-11) OPT:HARNESS (DF60A E1)

REF NO.	PART NO.	DESCRIPTION	Q'TY	REMARKS
1-1	36620-93J10	WIRE ASSY, REMOCON EXTENSION	1	L:2000
1-2	36620-93J40	WIRE ASSY, REMOCON EXTENSION	1	L:3000
2	36620-93J30	WIRE ASSY, REMOCON ADAPTER	1	L:2000
3	38500-93J00	BUZZER ASSY, WARNING	1	
4-1	36620-93J02	WIRE ASSY, REMOTE CONTROL	1	L:5000
4-2	36620-93J52	WIRE ASSY, REMOTE CONTROL	1	L:3500
4-3	36620-93J62	WIRE ASSY, REMOTE CONTROL	1	L:6500
5	36990-87D00	TERMINAL & SLEEVE SET	1	

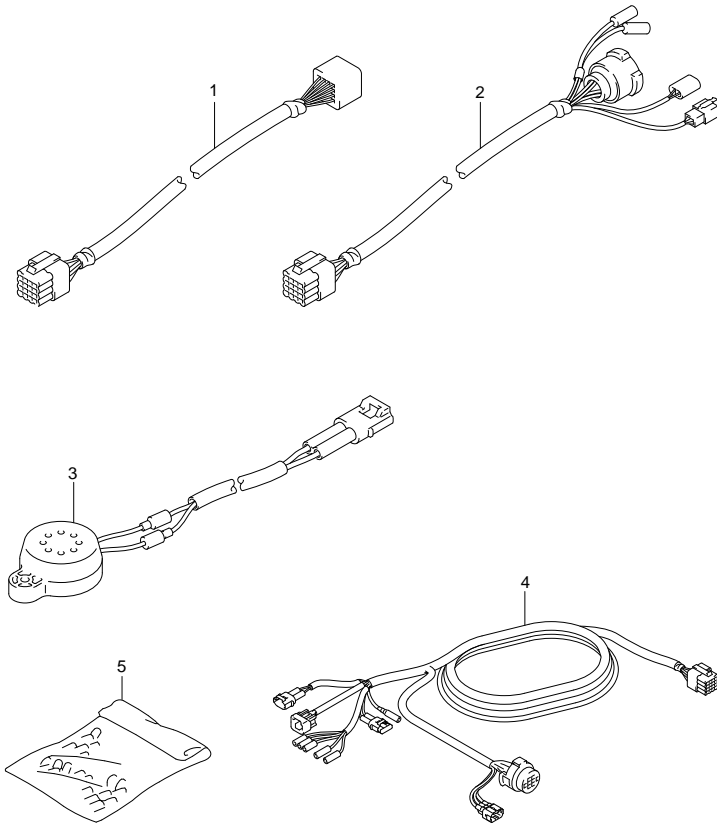


FIG.292

FIG.292 (3-C-12) OPT:HARNESS (DF60A E40)

REF NO.	PART NO.	DESCRIPTION	QTY	REMARKS
1-1	36620-93J10	WIRE ASSY, REMOCON EXTENSION	1	L:2000
1-2	36620-93J40	WIRE ASSY, REMOCON EXTENSION	1	L:3000
2	36620-93J30	WIRE ASSY, REMOCON ADAPTER	1	L:2000
3	38500-93J00	BUZZER ASSY, WARNING	1	
4-1	36620-93J02	WIRE ASSY, REMOTE CONTROL	1	L:5000
4-2	36620-93J52	WIRE ASSY, REMOTE CONTROL	1	L:3500
4-3	36620-93J62	WIRE ASSY, REMOTE CONTROL	1	L:6500
5	36990-87D00	TERMINAL & SLEEVE SET	1	

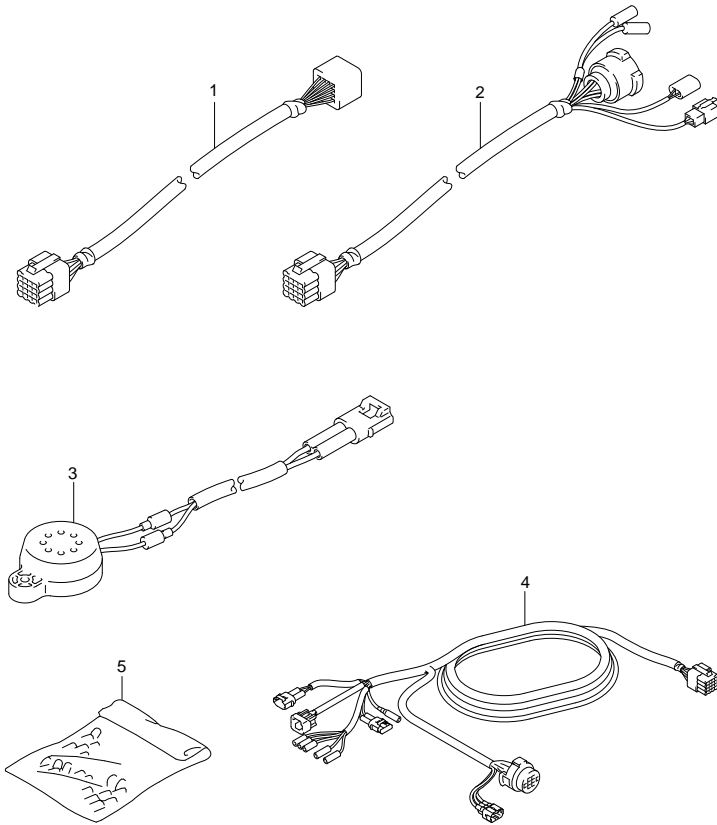


FIG.293

FIG.293 (3-C-13) OPT:HARNESS (DF60AQH E1)

REF NO.	PART NO.	DESCRIPTION	Q'TY	REMARKS
1	38500-93J00	BUZZER ASSY, WARNING	1	
2-1	36620-93J02	WIRE ASSY, REMOTE CONTROL	1	L:5000
2-2	36620-93J52	WIRE ASSY, REMOTE CONTROL	1	L:3500
2-3	36620-93J62	WIRE ASSY, REMOTE CONTROL	1	L:6500
3	36990-87D00	TERMINAL & SLEEVE SET	1	
4	36630-92E00	WIRE ASSY, INSTRUMENT	1	
5	36660-94480	WIRE, MONITOR GAUGE EXTENSION	1	
6	36682-92E00	WIRE, MONITOR GAUGE EXTENSION	1	

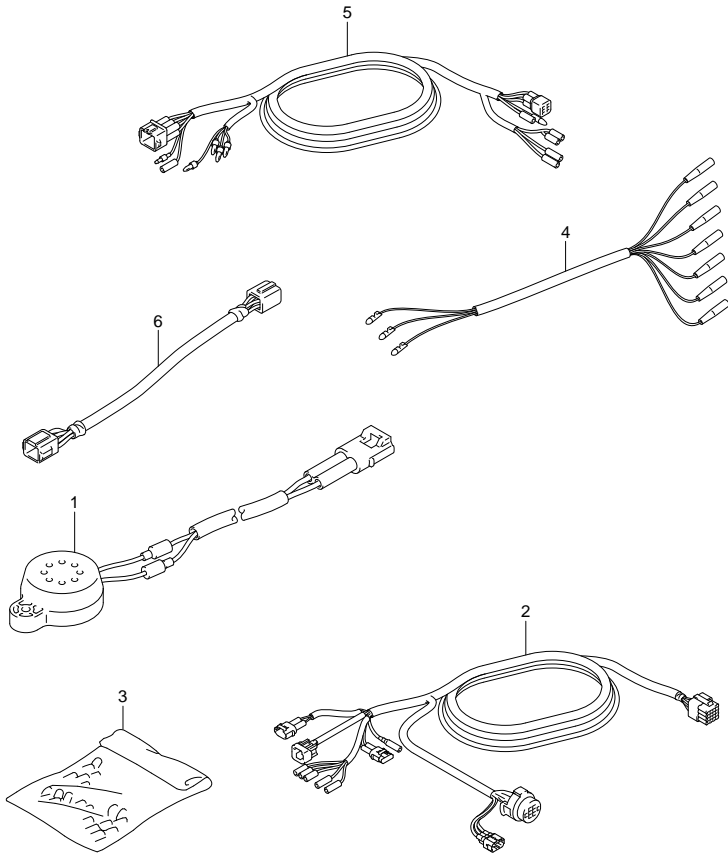


FIG.294

FIG.294 (3-C-14) OPT:HARNESS (DF60AQH E40)

REF NO.	PART NO.	DESCRIPTION	Q'TY	REMARKS
1	38500-93J00	BUZZER ASSY, WARNING	1	
2-1	36620-93J02	WIRE ASSY, REMOTE CONTROL	1	L:5000
2-2	36620-93J52	WIRE ASSY, REMOTE CONTROL	1	L:3500
2-3	36620-93J62	WIRE ASSY, REMOTE CONTROL	1	L:6500
3	36990-87D00	TERMINAL & SLEEVE SET	1	
4	36630-92E00	WIRE ASSY, INSTRUMENT	1	
5	36660-94480	WIRE, MONITOR GAUGE EXTENSION	1	
6	36682-92E00	WIRE, MONITOR GAUGE EXTENSION	1	

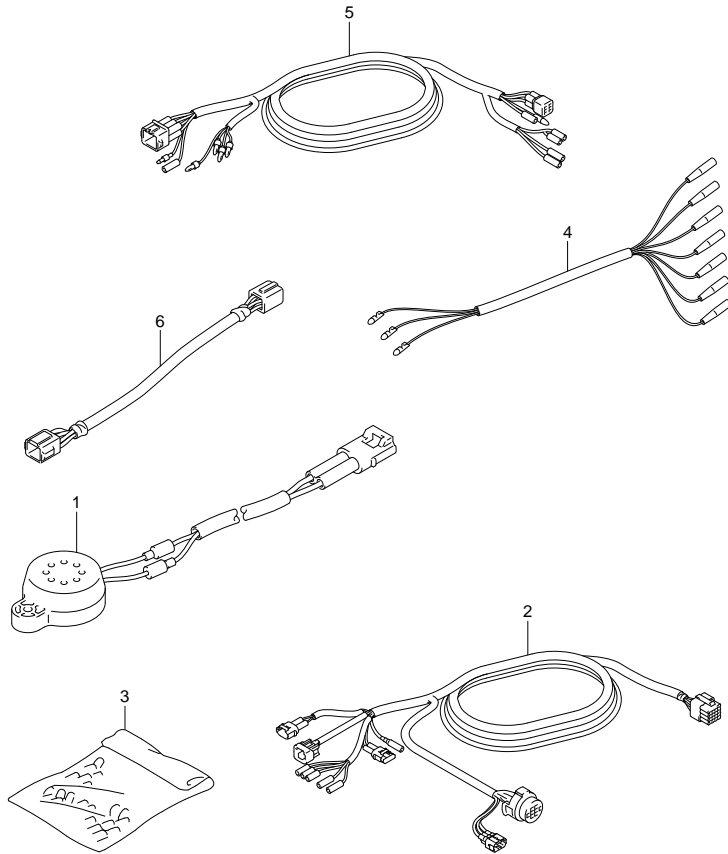


FIG.295

FIG.295 (3-C-15) OPT:HARNESS (DF60ATH E1)

REF NO.	PART NO.	DESCRIPTION	Q'TY	REMARKS
1	38500-93J00	BUZZER ASSY, WARNING	1	
2-1	36620-93J02	WIRE ASSY, REMOTE CONTROL	1	L:5000
2-2	36620-93J52	WIRE ASSY, REMOTE CONTROL	1	L:3500
2-3	36620-93J62	WIRE ASSY, REMOTE CONTROL	1	L:6500
3	36990-87D00	TERMINAL & SLEEVE SET	1	
4	36630-92E00	WIRE ASSY, INSTRUMENT	1	
5	36660-94480	WIRE, MONITOR GAUGE EXTENSION	1	
6	36682-92E00	WIRE, MONITOR GAUGE EXTENSION	1	

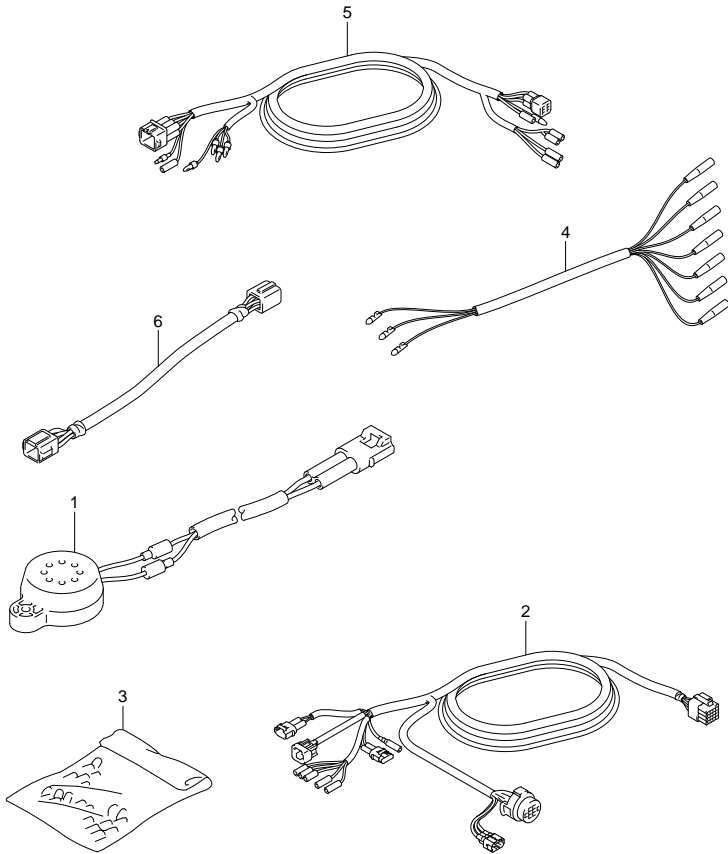


FIG.296

FIG.296 (3-D-2) OPT:HARNESS (DF60ATH E40)

REF NO.	PART NO.	DESCRIPTION	Q'TY	REMARKS
1	38500-93J00	BUZZER ASSY, WARNING	1	
2-1	36620-93J02	WIRE ASSY, REMOTE CONTROL	1	L:5000
2-2	36620-93J52	WIRE ASSY, REMOTE CONTROL	1	L:3500
2-3	36620-93J62	WIRE ASSY, REMOTE CONTROL	1	L:6500
3	36990-87D00	TERMINAL & SLEEVE SET	1	
4	36630-92E00	WIRE ASSY, INSTRUMENT	1	
5	36660-94480	WIRE, MONITOR GAUGE EXTENSION	1	
6	36682-92E00	WIRE, MONITOR GAUGE EXTENSION	1	

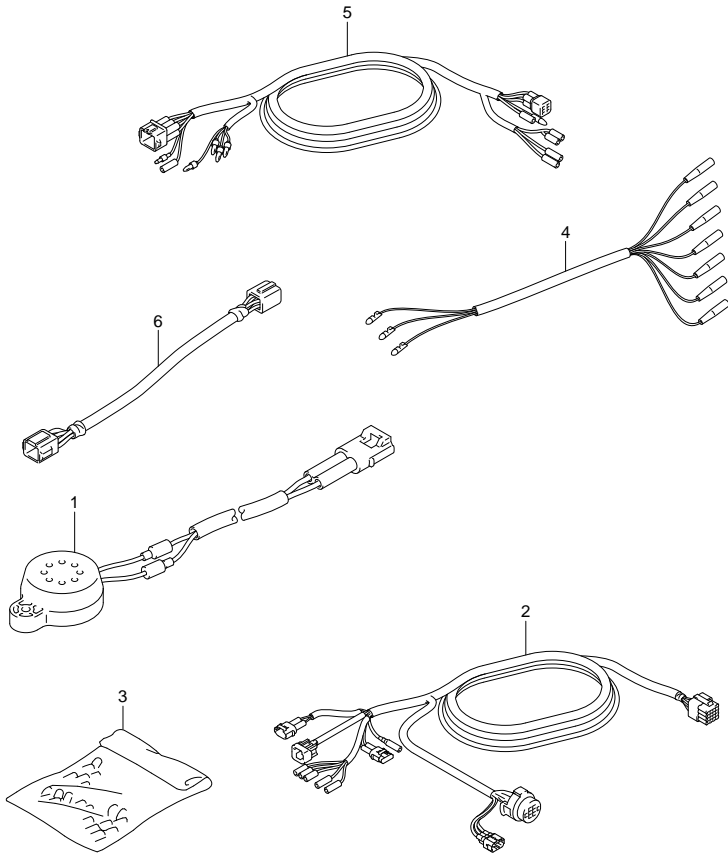


FIG.297

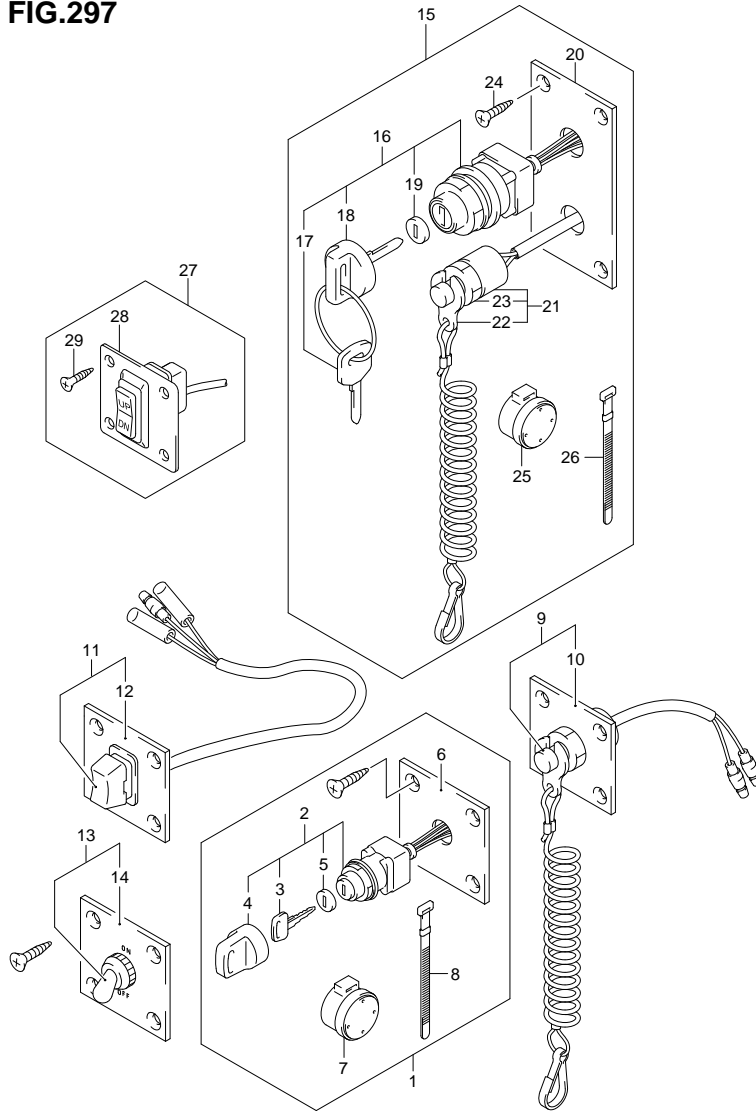


FIG.297 (3-D-3) OPT:SWITCH (DF40A E1)

REF NO.	PART NO.	DESCRIPTION	Q'TY	REMARKS
1	37100-96J00	PANEL ASSY, IGNITION SW	1	
2	37110-93J00	·SWITCH ASSY, IGNITION	1	
3-1	37141-99E00	··KEY (931)	2	
3-2	37141-99E10	··KEY (932)	2	
3-3	37141-99E20	··KEY (933)	2	
3-4	37141-99E30	··KEY (934)	2	
3-5	37141-99E40	··KEY (935)	2	
3-6	37141-99E50	··KEY (936)	2	
3-7	37141-99E60	··KEY (937)	2	
3-8	37141-99E70	··KEY (938)	2	
3-9	37141-99E80	··KEY (939)	2	
3-10	37141-99E90	··KEY (940)	2	
3-11	37141-99EA0	··KEY (941)	2	
3-12	37141-99EB0	··KEY (942)	2	
4	37143-99E00	··CAP, KEY	1	
5	37149-93J00	··CAP, CYLINDER BODY	1	
6	37139-99E00	·PANEL, IGNITION SW	1	
7	38500-93J90	·BUZZER ASSY, WARNING	1	
8	09407-08401	·CLAMP (L:80)	1	
9	37803-93J03	PANEL ASSY, EMERGENCY SW	1	
10	37825-99E00	·PANEL, EMERGENCY SW	1	
11	37805-93J00	PANEL ASSY, PTT SW	1	
12	37855-99E00	·PANEL, PTT SW	1	
13	37210-93J00	PANEL ASSY, LIGHTING SW	1	
14	37212-93J00	·PANEL, LIGHTING SW	1	
15	37100-96J23	PANEL ASSY, ENGINE SW	1	
16	37110-93J00	·SWITCH ASSY, IGNITION	1	
17-1	37141-99E00	··KEY (931)	2	
17-2	37141-99E10	··KEY (932)	2	
17-3	37141-99E20	··KEY (933)	2	
17-4	37141-99E30	··KEY (934)	2	
17-5	37141-99E40	··KEY (935)	2	
17-6	37141-99E50	··KEY (936)	2	
17-7	37141-99E60	··KEY (937)	2	

FIG.297

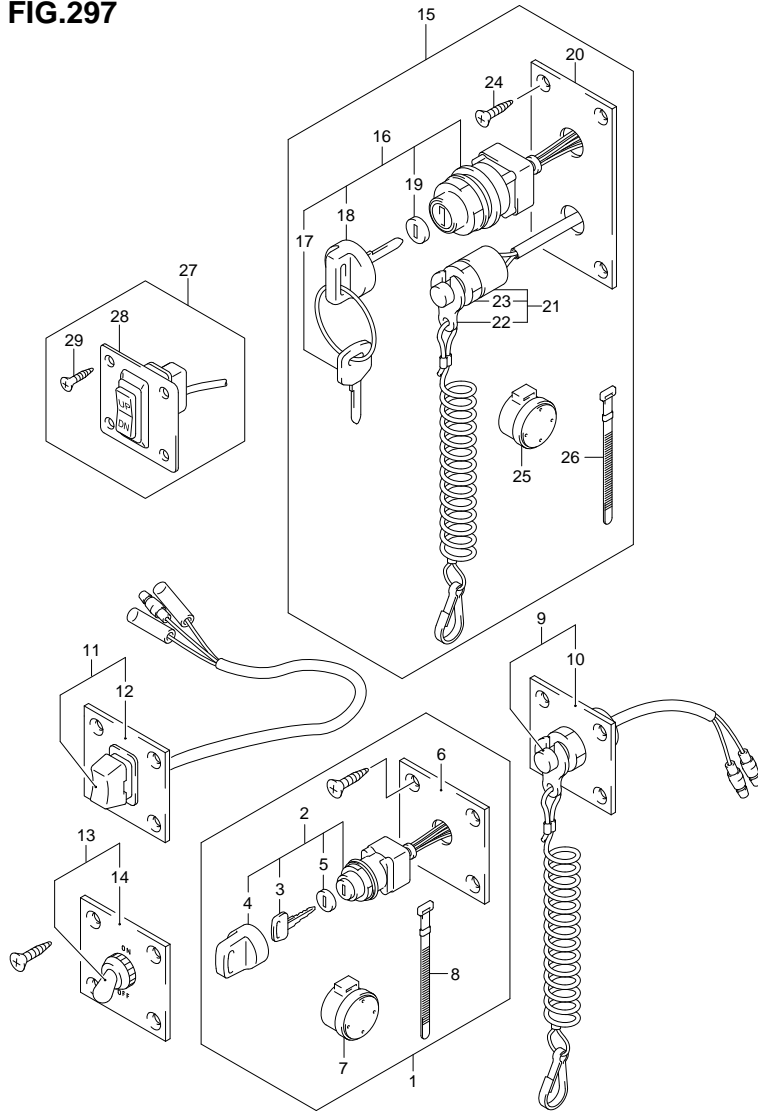


FIG.297 (3-D-4) OPT:SWITCH (DF40A E1)

REF NO.	PART NO.	DESCRIPTION	Q'TY	REMARKS
17-8	37141-99E70	··KEY (938)	2	
17-9	37141-99E80	··KEY (939)	2	
17-10	37141-99E90	··KEY (940)	2	
17-11	37141-99EA0	··KEY (941)	2	
17-12	37141-99EB0	··KEY (942)	2	
18	37143-99E00	··CAP, KEY	1	
19	37149-93J00	··CAP, CYLINDER BODY	1	
20	37139-99E20	·PANEL, IGNITION SWITCH	1	
21	37820-93J03	·SWITCH ASSY, EMERGENCY	1	
22	37823-92E01	··PLATE ASSY, EMERGENCY	1	
23	37826-92E00	··NUT	1	
24	03121-0516A	·SCREW	4	
25	38500-93J90	·BUZZER ASSY, WARNING	1	
26	09407-08401	·CLAMP (L:80)	1	
27	37860-87L00	PANEL ASSY, TROLLING CONTROL	1	
28	37862-87L00	·PANEL	1	
29	03122-05165	·SCREW	4	

FIG.298

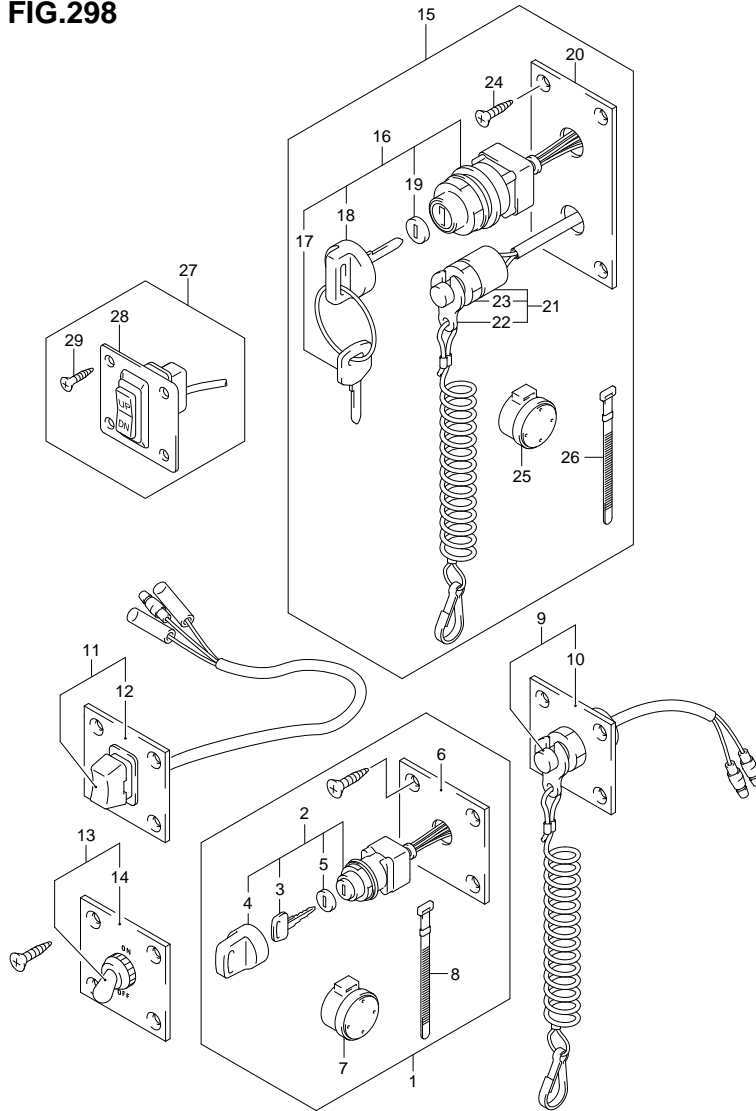


FIG.298 (3-D-5) OPT:SWITCH (DF40AST E34)

REF NO.	PART NO.	DESCRIPTION	Q'TY	REMARKS
1	37100-96J00	PANEL ASSY, IGNITION SW	1	
2	37110-93J00	·SWITCH ASSY, IGNITION	1	
3-1	37141-99E00	··KEY (931)	2	
3-2	37141-99E10	··KEY (932)	2	
3-3	37141-99E20	··KEY (933)	2	
3-4	37141-99E30	··KEY (934)	2	
3-5	37141-99E40	··KEY (935)	2	
3-6	37141-99E50	··KEY (936)	2	
3-7	37141-99E60	··KEY (937)	2	
3-8	37141-99E70	··KEY (938)	2	
3-9	37141-99E80	··KEY (939)	2	
3-10	37141-99E90	··KEY (940)	2	
3-11	37141-99EA0	··KEY (941)	2	
3-12	37141-99EB0	··KEY (942)	2	
4	37143-99E00	··CAP, KEY	1	
5	37149-93J00	··CAP, CYLINDER BODY	1	
6	37139-99E00	·PANEL, IGNITION SW	1	
7	38500-93J90	·BUZZER ASSY, WARNING	1	
8	09407-08401	·CLAMP (L:80)	1	
9	37803-93J03	PANEL ASSY, EMERGENCY SW	1	
10	37825-99E00	·PANEL, EMERGENCY SW	1	
11	37805-93J00	PANEL ASSY, PTT SW	1	
12	37855-99E00	·PANEL, PTT SW	1	
13	37210-93J00	PANEL ASSY, LIGHTING SW	1	
14	37212-93J00	·PANEL, LIGHTING SW	1	
15	37100-96J23	PANEL ASSY, ENGINE SW	1	
16	37110-93J00	·SWITCH ASSY, IGNITION	1	
17-1	37141-99E00	··KEY (931)	2	
17-2	37141-99E10	··KEY (932)	2	
17-3	37141-99E20	··KEY (933)	2	
17-4	37141-99E30	··KEY (934)	2	
17-5	37141-99E40	··KEY (935)	2	
17-6	37141-99E50	··KEY (936)	2	
17-7	37141-99E60	··KEY (937)	2	

FIG.298

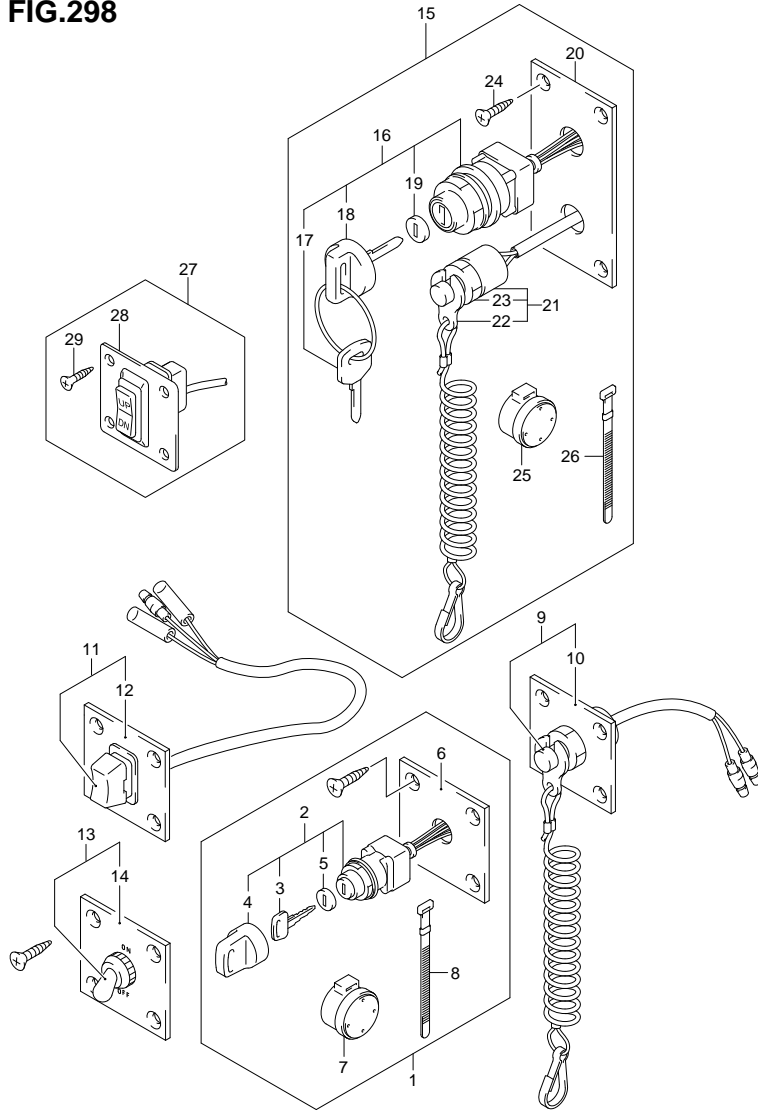


FIG. 298 (3-D-6) OPT:SWITCH (DF40AST E34)

REF NO.	PART NO.	DESCRIPTION	Q'TY	REMARKS
17-8	37141-99E70	··KEY (938)	2	
17-9	37141-99E80	··KEY (939)	2	
17-10	37141-99E90	··KEY (940)	2	
17-11	37141-99EA0	··KEY (941)	2	
17-12	37141-99EB0	··KEY (942)	2	
18	37143-99E00	··CAP, KEY	1	
19	37149-93J00	··CAP, CYLINDER BODY	1	
20	37139-99E20	·PANEL, IGNITION SWITCH	1	
21	37820-93J03	·SWITCH ASSY, EMERGENCY	1	
22	37823-92E01	··PLATE ASSY, EMERGENCY	1	
23	37826-92E00	··NUT	1	
24	03121-0516A	·SCREW	4	
25	38500-93J90	·BUZZER ASSY, WARNING	1	
26	09407-08401	·CLAMP (L:80)	1	
27	37860-87L00	PANEL ASSY, TROLLING CONTROL	1	
28	37862-87L00	·PANEL	1	
29	03122-05165	·SCREW	4	

FIG.299

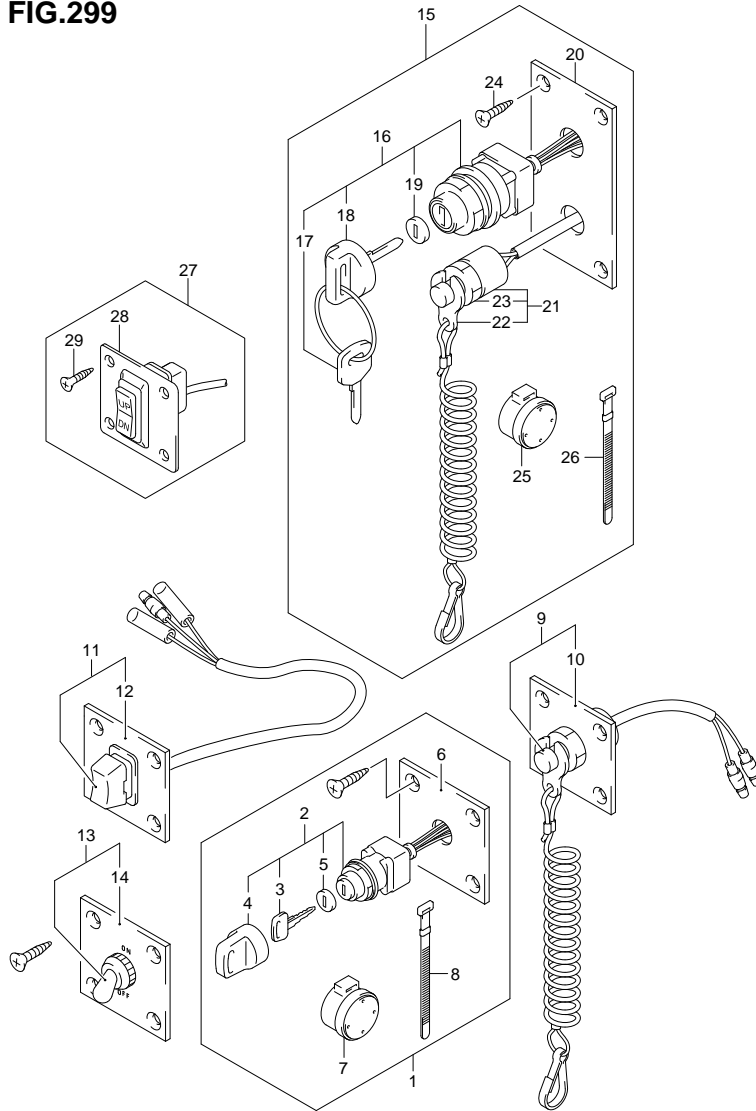


FIG.299 (3-D-7) OPT:SWITCH (DF50A E1)

REF NO.	PART NO.	DESCRIPTION	Q'TY	REMARKS
1	37100-96J00	PANEL ASSY, IGNITION SW	1	
2	37110-93J00	·SWITCH ASSY, IGNITION	1	
3-1	37141-99E00	··KEY (931)	2	
3-2	37141-99E10	··KEY (932)	2	
3-3	37141-99E20	··KEY (933)	2	
3-4	37141-99E30	··KEY (934)	2	
3-5	37141-99E40	··KEY (935)	2	
3-6	37141-99E50	··KEY (936)	2	
3-7	37141-99E60	··KEY (937)	2	
3-8	37141-99E70	··KEY (938)	2	
3-9	37141-99E80	··KEY (939)	2	
3-10	37141-99E90	··KEY (940)	2	
3-11	37141-99EA0	··KEY (941)	2	
3-12	37141-99EB0	··KEY (942)	2	
4	37143-99E00	··CAP, KEY	1	
5	37149-93J00	··CAP, CYLINDER BODY	1	
6	37139-99E00	·PANEL, IGNITION SW	1	
7	38500-93J90	·BUZZER ASSY, WARNING	1	
8	09407-08401	·CLAMP (L:80)	1	
9	37803-93J03	PANEL ASSY, EMERGENCY SW	1	
10	37825-99E00	·PANEL, EMERGENCY SW	1	
11	37805-93J00	PANEL ASSY, PTT SW	1	
12	37855-99E00	·PANEL, PTT SW	1	
13	37210-93J00	PANEL ASSY, LIGHTING SW	1	
14	37212-93J00	·PANEL, LIGHTING SW	1	
15	37100-96J23	PANEL ASSY, ENGINE SW	1	
16	37110-93J00	·SWITCH ASSY, IGNITION	1	
17-1	37141-99E00	··KEY (931)	2	
17-2	37141-99E10	··KEY (932)	2	
17-3	37141-99E20	··KEY (933)	2	
17-4	37141-99E30	··KEY (934)	2	
17-5	37141-99E40	··KEY (935)	2	
17-6	37141-99E50	··KEY (936)	2	
17-7	37141-99E60	··KEY (937)	2	

FIG.299

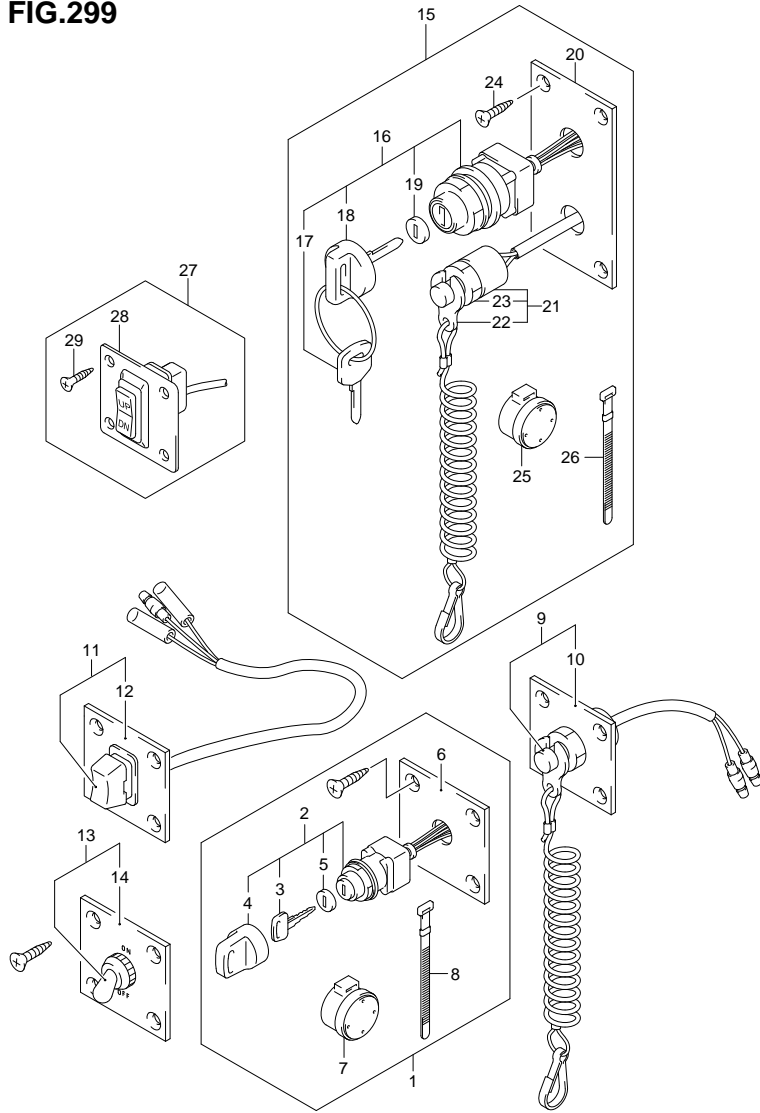


FIG. 299 (3-D-8) OPT:SWITCH (DF50A E1)

REF NO.	PART NO.	DESCRIPTION	Q'TY	REMARKS
17-8	37141-99E70	··KEY (938)	2	
17-9	37141-99E80	··KEY (939)	2	
17-10	37141-99E90	··KEY (940)	2	
17-11	37141-99EA0	··KEY (941)	2	
17-12	37141-99EB0	··KEY (942)	2	
18	37143-99E00	··CAP, KEY	1	
19	37149-93J00	··CAP, CYLINDER BODY	1	
20	37139-99E20	·PANEL, IGNITION SWITCH	1	
21	37820-93J03	·SWITCH ASSY, EMERGENCY	1	
22	37823-92E01	··PLATE ASSY, EMERGENCY	1	
23	37826-92E00	··NUT	1	
24	03121-0516A	·SCREW	4	
25	38500-93J90	·BUZZER ASSY, WARNING	1	
26	09407-08401	·CLAMP (L:80)	1	
27	37860-87L00	PANEL ASSY, TROLLING CONTROL	1	
28	37862-87L00	·PANEL	1	
29	03122-05165	·SCREW	4	

FIG.300

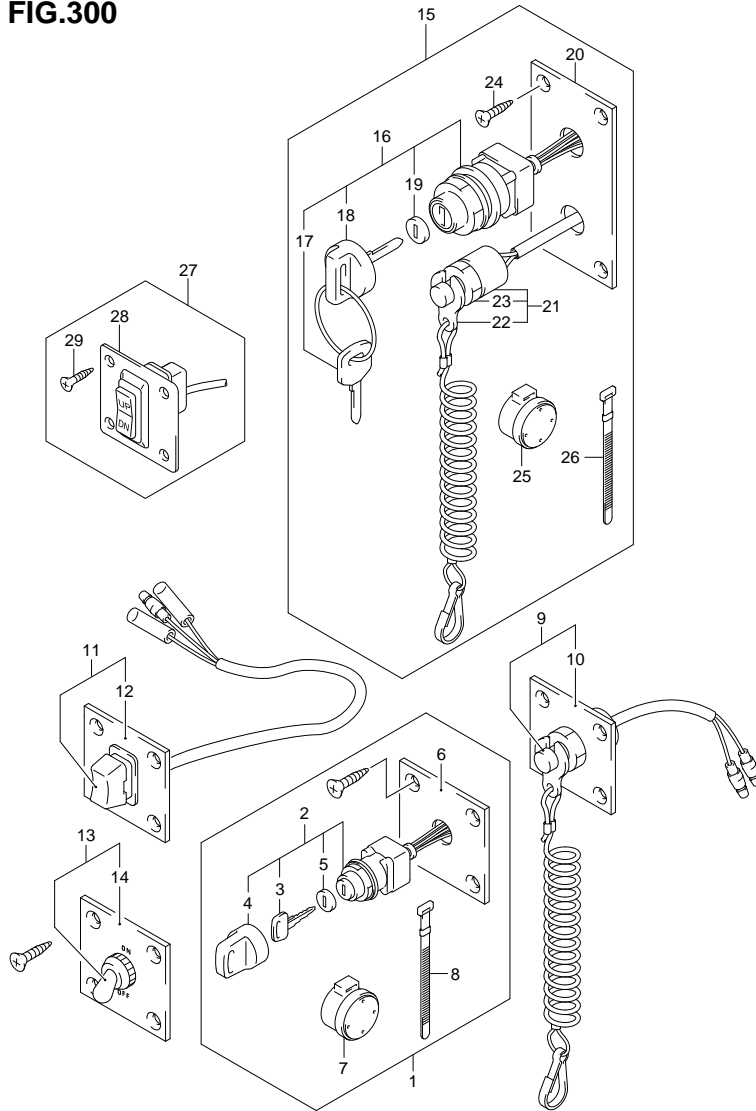


FIG.300 (3-D-9) OPT:SWITCH (DF60A E1)

REF NO.	PART NO.	DESCRIPTION	Q'TY	REMARKS
1	37100-96J00	PANEL ASSY, IGNITION SW	1	
2	37110-93J00	·SWITCH ASSY, IGNITION	1	
3-1	37141-99E00	··KEY (931)	2	
3-2	37141-99E10	··KEY (932)	2	
3-3	37141-99E20	··KEY (933)	2	
3-4	37141-99E30	··KEY (934)	2	
3-5	37141-99E40	··KEY (935)	2	
3-6	37141-99E50	··KEY (936)	2	
3-7	37141-99E60	··KEY (937)	2	
3-8	37141-99E70	··KEY (938)	2	
3-9	37141-99E80	··KEY (939)	2	
3-10	37141-99E90	··KEY (940)	2	
3-11	37141-99EA0	··KEY (941)	2	
3-12	37141-99EB0	··KEY (942)	2	
4	37143-99E00	··CAP, KEY	1	
5	37149-93J00	··CAP, CYLINDER BODY	1	
6	37139-99E00	·PANEL, IGNITION SW	1	
7	38500-93J90	·BUZZER ASSY, WARNING	1	
8	09407-08401	·CLAMP (L:80)	1	
9	37803-93J03	PANEL ASSY, EMERGENCY SW	1	
10	37825-99E00	·PANEL, EMERGENCY SW	1	
11	37805-93J00	PANEL ASSY, PTT SW	1	
12	37855-99E00	·PANEL, PTT SW	1	
13	37210-93J00	PANEL ASSY, LIGHTING SW	1	
14	37212-93J00	·PANEL, LIGHTING SW	1	
15	37100-96J23	PANEL ASSY, ENGINE SW	1	
16	37110-93J00	·SWITCH ASSY, IGNITION	1	
17-1	37141-99E00	··KEY (931)	2	
17-2	37141-99E10	··KEY (932)	2	
17-3	37141-99E20	··KEY (933)	2	
17-4	37141-99E30	··KEY (934)	2	
17-5	37141-99E40	··KEY (935)	2	
17-6	37141-99E50	··KEY (936)	2	
17-7	37141-99E60	··KEY (937)	2	

FIG.300

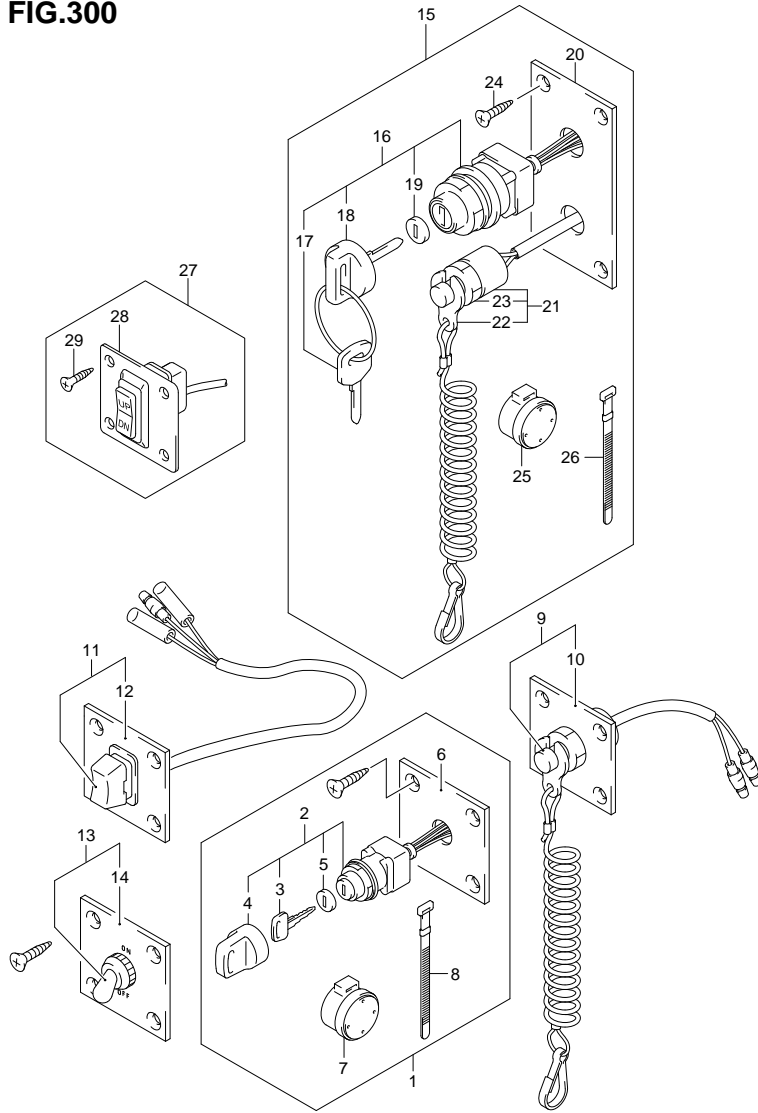


FIG.300 (3-D-10) OPT:SWITCH (DF60A E1)

REF NO.	PART NO.	DESCRIPTION	Q'TY	REMARKS
17-8	37141-99E70	··KEY (938)	2	
17-9	37141-99E80	··KEY (939)	2	
17-10	37141-99E90	··KEY (940)	2	
17-11	37141-99EA0	··KEY (941)	2	
17-12	37141-99EB0	··KEY (942)	2	
18	37143-99E00	··CAP, KEY	1	
19	37149-93J00	··CAP, CYLINDER BODY	1	
20	37139-99E20	·PANEL, IGNITION SWITCH	1	
21	37820-93J03	·SWITCH ASSY, EMERGENCY	1	
22	37823-92E01	··PLATE ASSY, EMERGENCY	1	
23	37826-92E00	··NUT	1	
24	03121-0516A	·SCREW	4	
25	38500-93J90	·BUZZER ASSY, WARNING	1	
26	09407-08401	·CLAMP (L:80)	1	
27	37860-87L00	PANEL ASSY, TROLLING CONTROL	1	
28	37862-87L00	·PANEL	1	
29	03122-05165	·SCREW	4	

FIG.301

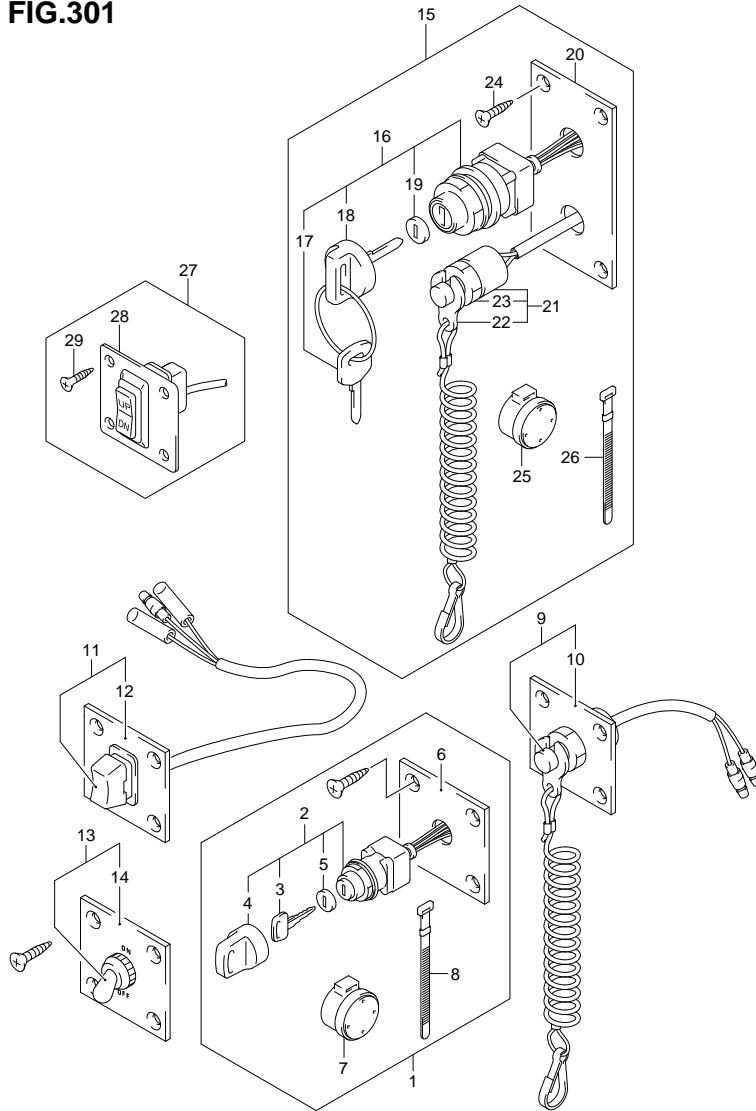


FIG. 301 (3-D-11) OPT:SWITCH (DF60A E40)

REF NO.	PART NO.	DESCRIPTION	Q'TY	REMARKS
1	37100-96J00	PANEL ASSY, IGNITION SW	1	
2	37110-93J00	·SWITCH ASSY, IGNITION	1	
3-1	37141-99E00	··KEY (931)	2	
3-2	37141-99E10	··KEY (932)	2	
3-3	37141-99E20	··KEY (933)	2	
3-4	37141-99E30	··KEY (934)	2	
3-5	37141-99E40	··KEY (935)	2	
3-6	37141-99E50	··KEY (936)	2	
3-7	37141-99E60	··KEY (937)	2	
3-8	37141-99E70	··KEY (938)	2	
3-9	37141-99E80	··KEY (939)	2	
3-10	37141-99E90	··KEY (940)	2	
3-11	37141-99EA0	··KEY (941)	2	
3-12	37141-99EB0	··KEY (942)	2	
4	37143-99E00	··CAP, KEY	1	
5	37149-93J00	··CAP, CYLINDER BODY	1	
6	37139-99E00	·PANEL, IGNITION SW	1	
7	38500-93J90	·BUZZER ASSY, WARNING	1	
8	09407-08401	·CLAMP (L:80)	1	
9	37803-93J03	PANEL ASSY, EMERGENCY SW	1	
10	37825-99E00	·PANEL, EMERGENCY SW	1	
11	37805-93J00	PANEL ASSY, PTT SW	1	
12	37855-99E00	·PANEL, PTT SW	1	
13	37210-93J00	PANEL ASSY, LIGHTING SW	1	
14	37212-93J00	·PANEL, LIGHTING SW	1	
15	37100-96J23	PANEL ASSY, ENGINE SW	1	
16	37110-93J00	·SWITCH ASSY, IGNITION	1	
17-1	37141-99E00	··KEY (931)	2	
17-2	37141-99E10	··KEY (932)	2	
17-3	37141-99E20	··KEY (933)	2	
17-4	37141-99E30	··KEY (934)	2	
17-5	37141-99E40	··KEY (935)	2	
17-6	37141-99E50	··KEY (936)	2	
17-7	37141-99E60	··KEY (937)	2	

FIG.301

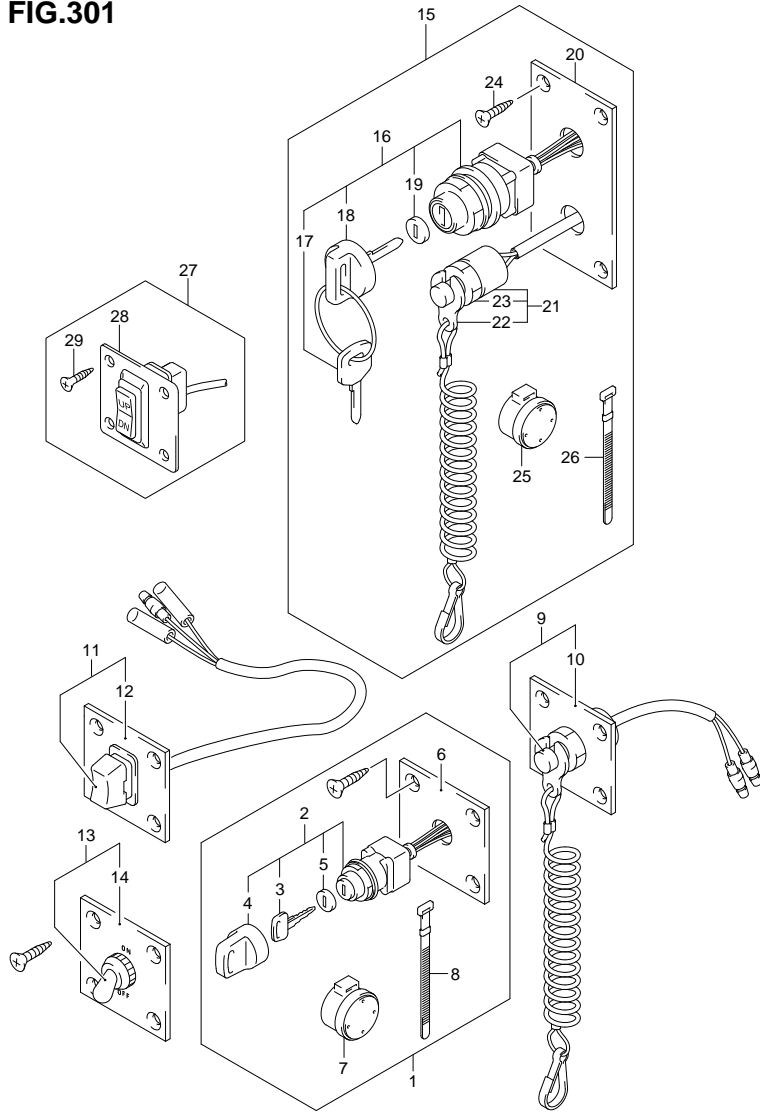


FIG.301 (3-D-12) OPT:SWITCH (DF60A E40)

REF NO.	PART NO.	DESCRIPTION	Q'TY	REMARKS
17-8	37141-99E70	··KEY (938)	2	
17-9	37141-99E80	··KEY (939)	2	
17-10	37141-99E90	··KEY (940)	2	
17-11	37141-99EA0	··KEY (941)	2	
17-12	37141-99EB0	··KEY (942)	2	
18	37143-99E00	··CAP, KEY	1	
19	37149-93J00	··CAP, CYLINDER BODY	1	
20	37139-99E20	·PANEL, IGNITION SWITCH	1	
21	37820-93J03	·SWITCH ASSY, EMERGENCY	1	
22	37823-92E01	··PLATE ASSY, EMERGENCY	1	
23	37826-92E00	··NUT	1	
24	03121-0516A	·SCREW	4	
25	38500-93J90	·BUZZER ASSY, WARNING	1	
26	09407-08401	·CLAMP (L:80)	1	
27	37860-87L00	PANEL ASSY, TROLLING CONTROL	1	
28	37862-87L00	·PANEL	1	
29	03122-05165	·SCREW	4	

FIG.302

FIG.302 (3-D-13) OPT:REMOTE CONTROL (DF40A F1)

REF NO.	PART NO.	DESCRIPTION	Q'TY	REMARKS
1	67200-93J04	REMOTE CONTROL ASSY	1	
2	36646-93J01	·WIRE ASSY, PTT SW ADAPTER	1	
3	36628-92E00	·GROMMET, WIRE HARNESS	1	
4	37110-93J10	·SWITCH ASSY, IGNITION	1	
5-1	37141-99E00	··KEY (931)	2	
5-2	37141-99E10	··KEY (932)	2	
5-3	37141-99E20	··KEY (933)	2	
5-4	37141-99E30	··KEY (934)	2	
5-5	37141-99E40	··KEY (935)	2	
5-6	37141-99E50	··KEY (936)	2	
5-7	37141-99E60	··KEY (937)	2	
5-8	37141-99E70	··KEY (938)	2	
5-9	37141-99E80	··KEY (939)	2	
5-10	37141-99E90	··KEY (940)	2	
5-11	37141-99EA0	··KEY (941)	2	
5-12	37141-99EB0	··KEY (942)	2	
6	37143-99E00	··CAP, KEY	2	
7	37149-93J00	··CAP, CYLINDER BODY	1	
8	37721-93J90	·SWITCH, NEUTRAL	1	
9	37820-93J03	·SWITCH ASSY, EMERGENCY	1	
10	37823-92E01	··PLATE	1	
11	37850-90J05	·SWITCH ASSY, PTT	1	
12	38500-93J90	·BUZZER	1	
13	67212-95600	·WASHER	1	
14	67213-92E00	·BRACKET, BUZZER	1	
15	09125-05042	·SCREW (5X10)	1	
16	67296-92E10	·SCREW, NEUTRAL SW	2	
17	67220-95630	·PLATE ASSY	1	
18	67223-99E10	·KNOB, BRAKE ADJ	1	
19	67229-95600	·ROLLER	1	
20	67232-95600	·BUSH	1	
21	67238-87D00	·GEAR, DRIVE	1	
22	67241-99E10	·LEVER, FREE THROTTLE	1	
23	67243-95600	·BUSH	1	

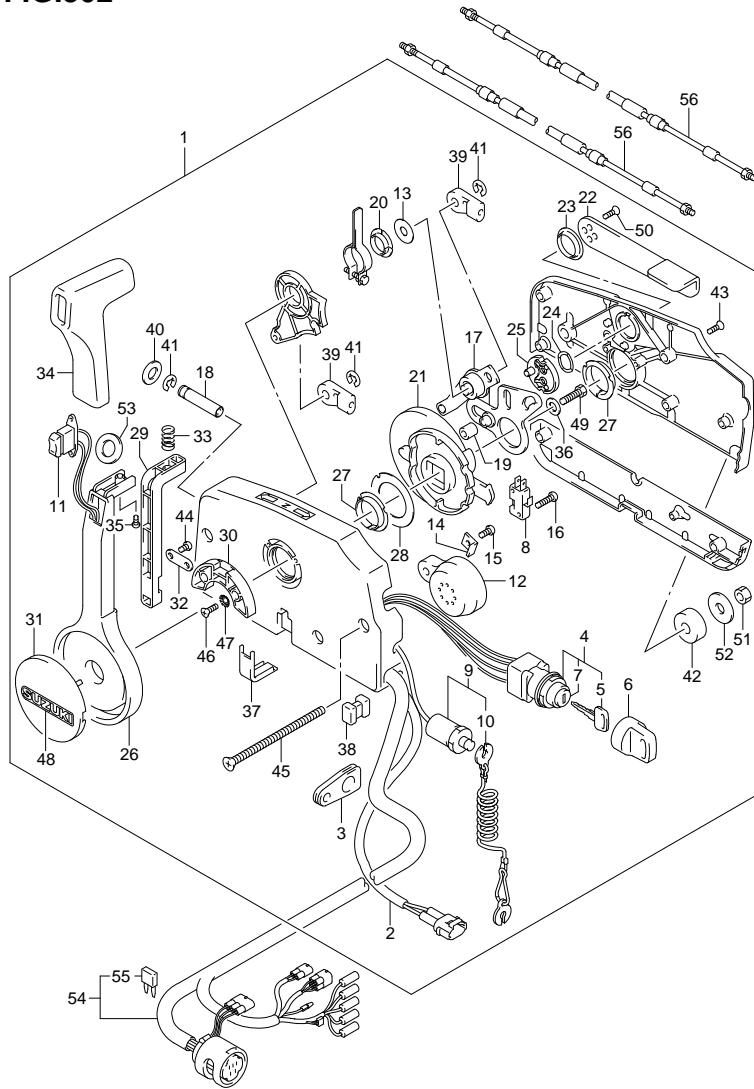
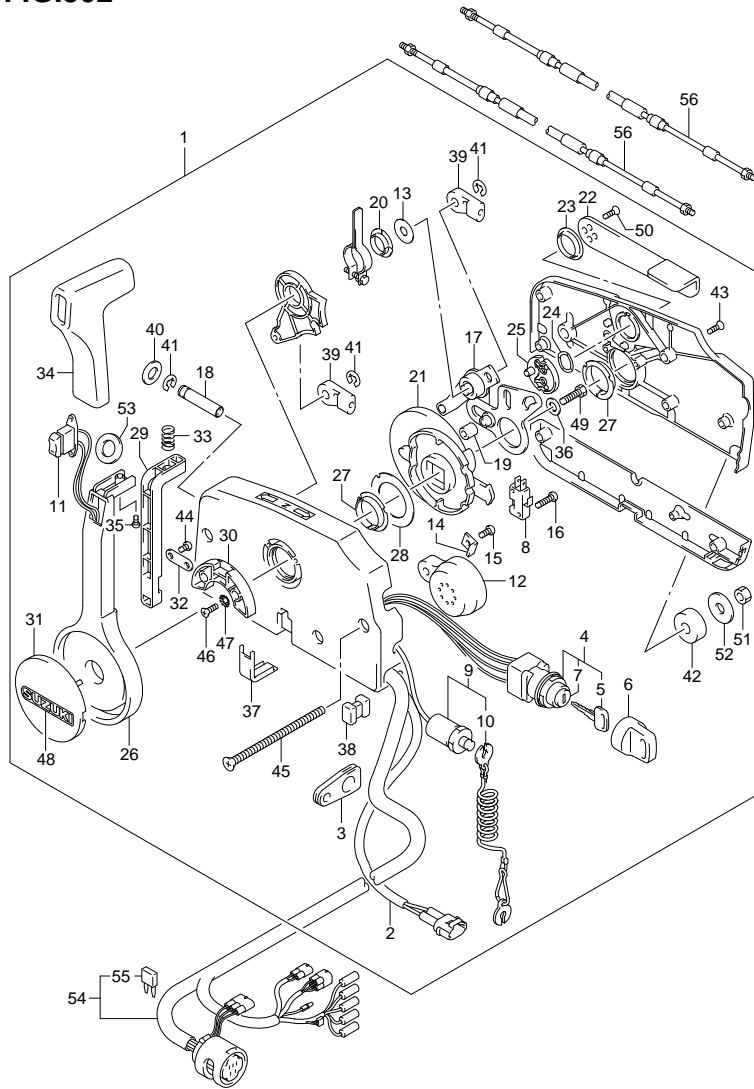


FIG.302

FIG.302 (3-D-14) OPT:REMOTE CONTROL (DF40A F1)

REF NO.	PART NO.	DESCRIPTION	Q'TY	REMARKS
24	67244-95600	·WASHER, WAVE	1	
25	67245-95600	·DRUM, FREE THROTTLE	1	
26	67251-99E10	·LEVER, HANDLE	1	
27	67252-95600	·BUSH	2	
28	67253-95600	·WASHER	1	
29	67255-99E00	·ARM, LOCK	1	
30	67256-95600	·HOLDER, NEUT LOCK	1	
31	67257-99E00	·CAP, LEVER	1	
32	67258-99E00	·BRACKET, LOCK ARM	1	
33	67259-87D00	·SPRING, NEUTRAL ARM	1	
34	67261-99E00	·GRIP	1	
35	67296-94310	·SCREW	1	
36	67264-95600	·WASHER	1	
37	67267-95610	·COVER, WIRE	1	
38	67273-95600	·SPACER	1	
39	67275-95600	·END, CABLE	2	
40	67288-92E00	·WASHER, BRAKE ADJ KNOB	1	
41	67292-94300	·E RING	3	
42	67294-95600	·SPACER	3	
43	67296-90J00	·SCREW	5	
44	67296-94300	·SCREW	2	
45	67296-95600	·SCREW	3	
46	67296-95610	·SCREW	2	
47	67297-95600	·WASHER	2	
48	68165-16B00-13L	·EMBLEM	1	
49	09100-08232	·BOLT (8X30)	1	
50	09126-05003	·SCREW (5X12)	2	
51	09140-06020	·NUT	3	
52	09160-06104	·WASHER (6.5X24X2)	3	
53	37859-90J00	·SPACER	1	
54	36620-93J02	WIRE ASSY, REMOTE CONTROL	1	
55	09481-10501	·FUSE (10A)	1	
56-1	67320-93J00	CABLE, REMOCON 8F (2.4M)	2	
56-2	67320-93J10	CABLE, REMOCON 10F (3.1M)	2	
56-3	67320-93J20	CABLE, REMOCON 12F (3.7M)	2	
56-4	67320-93J30	CABLE, REMOCON 14F (4.2M)	2	
56-5	67320-93J40	CABLE, REMOCON 16F (4.8M)	2	
56-6	67320-93J50	CABLE, REMOCON 18F (5.4M)	2	
56-7	67320-93J60	CABLE, REMOCON 20F (6.0M)	2	
56-8	67320-93J70	CABLE, REMOCON 22F (6.7M)	2	
56-9	67320-93J80	CABLE, REMOCON 24F (7.3M)	2	



DF40A 50A 60A E01 012_302
OPT:REMOTE CONTROL

DF40A/50A/60A E01 01

FIG.303

FIG.303 (3-D-15) OPT:REMOTE CONTROL (DF40AST E34)

REF NO.	PART NO.	DESCRIPTION	Q'TY	REMARKS
1	67200-93J04	REMOTE CONTROL ASSY	1	
2	36646-93J01	·WIRE ASSY, PTT SW ADAPTER	1	
3	36628-92E00	·GROMMET, WIRE HARNESS	1	
4	37110-93J10	·SWITCH ASSY, IGNITION	1	
5-1	37141-99E00	··KEY (931)	2	
5-2	37141-99E10	··KEY (932)	2	
5-3	37141-99E20	··KEY (933)	2	
5-4	37141-99E30	··KEY (934)	2	
5-5	37141-99E40	··KEY (935)	2	
5-6	37141-99E50	··KEY (936)	2	
5-7	37141-99E60	··KEY (937)	2	
5-8	37141-99E70	··KEY (938)	2	
5-9	37141-99E80	··KEY (939)	2	
5-10	37141-99E90	··KEY (940)	2	
5-11	37141-99EA0	··KEY (941)	2	
5-12	37141-99EB0	··KEY (942)	2	
6	37143-99E00	··CAP, KEY	2	
7	37149-93J00	··CAP, CYLINDER BODY	1	
8	37721-93J90	·SWITCH, NEUTRAL	1	
9	37820-93J03	·SWITCH ASSY, EMERGENCY	1	
10	37823-92E01	··PLATE	1	
11	37850-90J05	·SWITCH ASSY, PTT	1	
12	38500-93J90	·BUZZER	1	
13	67212-95600	·WASHER	1	
14	67213-92E00	·BRACKET, BUZZER	1	
15	09125-05042	·SCREW (5X10)	1	
16	67296-92E10	·SCREW, NEUTRAL SW	2	
17	67220-95630	·PLATE ASSY	1	
18	67223-99E10	·KNOB, BRAKE ADJ	1	
19	67229-95600	·ROLLER	1	
20	67232-95600	·BUSH	1	
21	67238-87D00	·GEAR, DRIVE	1	
22	67241-99E10	·LEVER, FREE THROTTLE	1	
23	67243-95600	·BUSH	1	

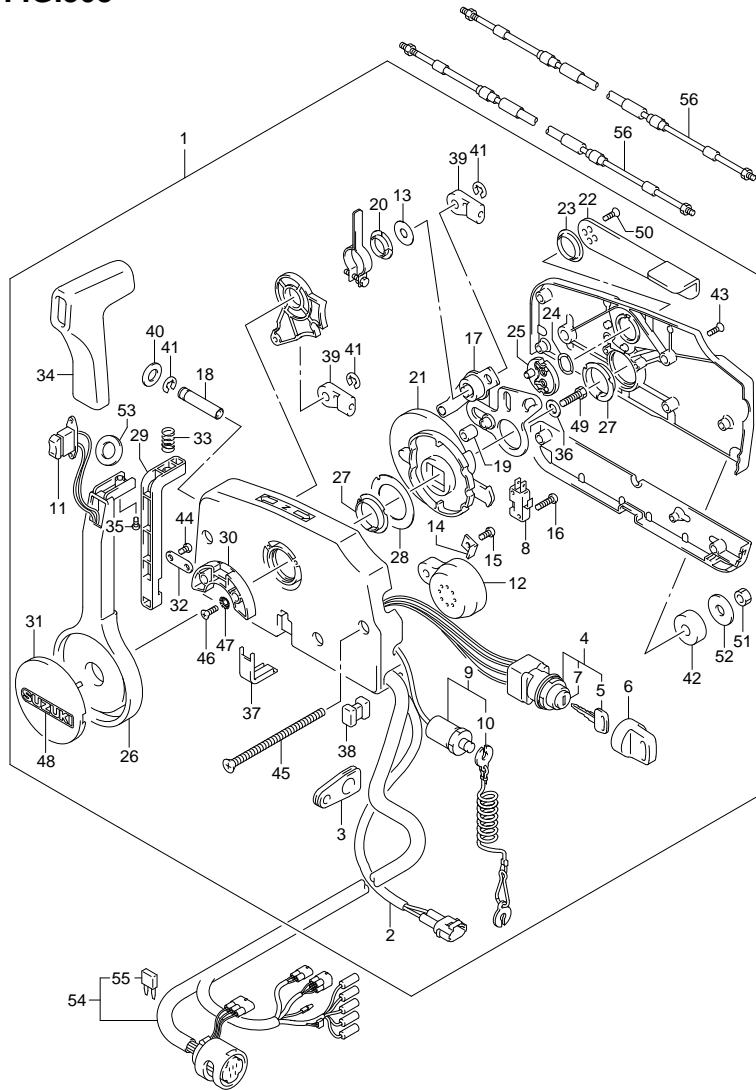
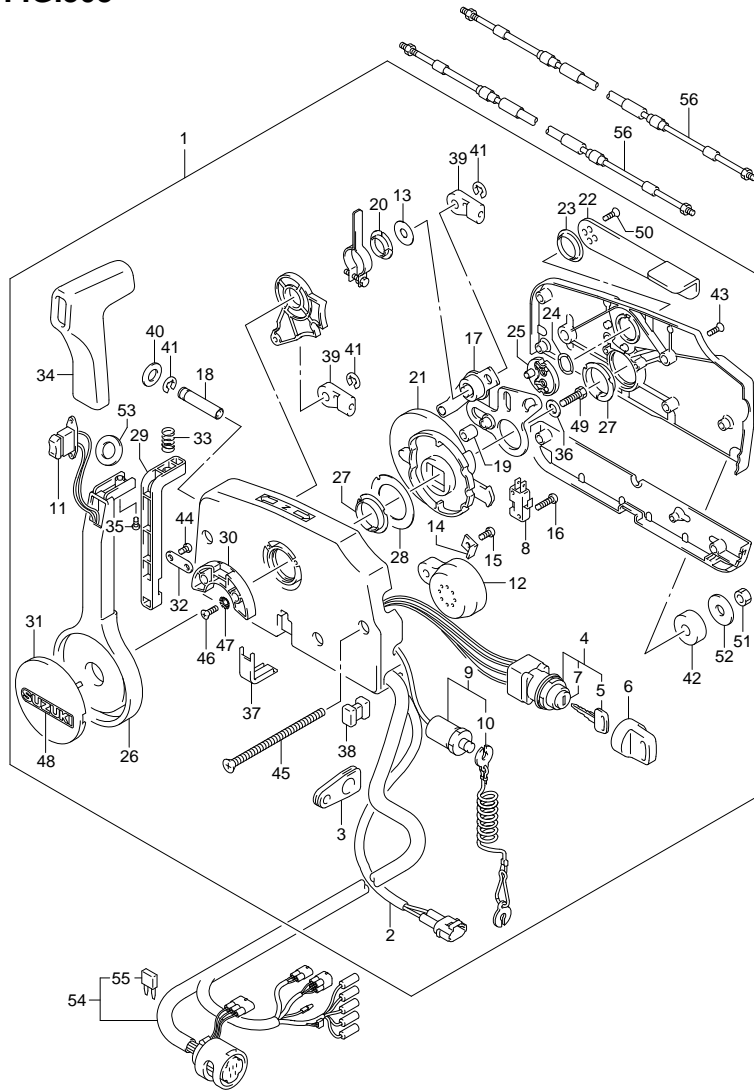


FIG.303

FIG.303 (3-E-2) OPT:REMOTE CONTROL (DF40AST F34)

REF NO.	PART NO.	DESCRIPTION	Q'TY	REMARKS
24	67244-95600	·WASHER, WAVE	1	
25	67245-95600	·DRUM, FREE THROTTLE	1	
26	67251-99E10	·LEVER, HANDLE	1	
27	67252-95600	·BUSH	2	
28	67253-95600	·WASHER	1	
29	67255-99E00	·ARM, LOCK	1	
30	67256-95600	·HOLDER, NEUT LOCK	1	
31	67257-99E00	·CAP, LEVER	1	
32	67258-99E00	·BRACKET, LOCK ARM	1	
33	67259-87D00	·SPRING, NEUTRAL ARM	1	
34	67261-99E00	·GRIP	1	
35	67296-94310	·SCREW	1	
36	67264-95600	·WASHER	1	
37	67267-95610	·COVER, WIRE	1	
38	67273-95600	·SPACER	1	
39	67275-95600	·END, CABLE	2	
40	67288-92E00	·WASHER, BRAKE ADJ KNOB	1	
41	67292-94300	·E RING	3	
42	67294-95600	·SPACER	3	
43	67296-90J00	·SCREW	5	
44	67296-94300	·SCREW	2	
45	67296-95600	·SCREW	3	
46	67296-95610	·SCREW	2	
47	67297-95600	·WASHER	2	
48	68165-16B00-13L	·EMBLEM	1	
49	09100-08232	·BOLT (8X30)	1	
50	09126-05003	·SCREW (5X12)	2	
51	09140-06020	·NUT	3	
52	09160-06104	·WASHER (6.5X24X2)	3	
53	37859-90J00	·SPACER	1	
54	36620-93J02	WIRE ASSY, REMOTE CONTROL	1	
55	09481-10501	·FUSE (10A)	1	
56-1	67320-93J00	CABLE, REMOCON 8F (2.4M)	2	
56-2	67320-93J10	CABLE, REMOCON 10F (3.1M)	2	
56-3	67320-93J20	CABLE, REMOCON 12F (3.7M)	2	
56-4	67320-93J30	CABLE, REMOCON 14F (4.2M)	2	
56-5	67320-93J40	CABLE, REMOCON 16F (4.8M)	2	
56-6	67320-93J50	CABLE, REMOCON 18F (5.4M)	2	
56-7	67320-93J60	CABLE, REMOCON 20F (6.0M)	2	
56-8	67320-93J70	CABLE, REMOCON 22F (6.7M)	2	
56-9	67320-93J80	CABLE, REMOCON 24F (7.3M)	2	



DF40A 50A 60A E01 012_303
OPT:REMOTE CONTROL

DF40A/50A/60A E01 01

FIG.304

FIG.304 (3-E-3) OPT:REMOTE CONTROL (DF50A E1)

REF NO.	PART NO.	DESCRIPTION	Q'TY	REMARKS
1	67200-93J04	REMOTE CONTROL ASSY	1	
2	36646-93J01	·WIRE ASSY, PTT SW ADAPTER	1	
3	36628-92E00	·GROMMET, WIRE HARNESS	1	
4	37110-93J10	·SWITCH ASSY, IGNITION	1	
5-1	37141-99E00	··KEY (931)	2	
5-2	37141-99E10	··KEY (932)	2	
5-3	37141-99E20	··KEY (933)	2	
5-4	37141-99E30	··KEY (934)	2	
5-5	37141-99E40	··KEY (935)	2	
5-6	37141-99E50	··KEY (936)	2	
5-7	37141-99E60	··KEY (937)	2	
5-8	37141-99E70	··KEY (938)	2	
5-9	37141-99E80	··KEY (939)	2	
5-10	37141-99E90	··KEY (940)	2	
5-11	37141-99EA0	··KEY (941)	2	
5-12	37141-99EB0	··KEY (942)	2	
6	37143-99E00	··CAP, KEY	2	
7	37149-93J00	··CAP, CYLINDER BODY	1	
8	37721-93J90	·SWITCH, NEUTRAL	1	
9	37820-93J03	·SWITCH ASSY, EMERGENCY	1	
10	37823-92E01	··PLATE	1	
11	37850-90J05	·SWITCH ASSY, PTT	1	
12	38500-93J90	·BUZZER	1	
13	67212-95600	·WASHER	1	
14	67213-92E00	·BRACKET, BUZZER	1	
15	09125-05042	·SCREW (5X10)	1	
16	67296-92E10	·SCREW, NEUTRAL SW	2	
17	67220-95630	·PLATE ASSY	1	
18	67223-99E10	·KNOB, BRAKE ADJ	1	
19	67229-95600	·ROLLER	1	
20	67232-95600	·BUSH	1	
21	67238-87D00	·GEAR, DRIVE	1	
22	67241-99E10	·LEVER, FREE THROTTLE	1	
23	67243-95600	·BUSH	1	

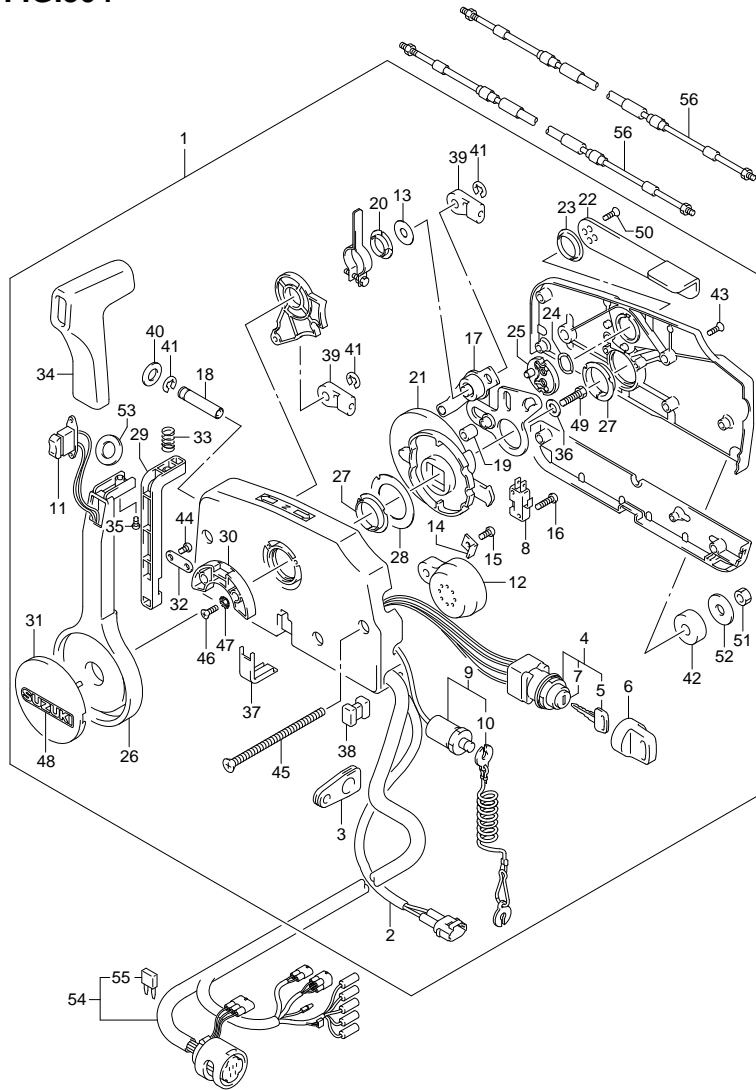
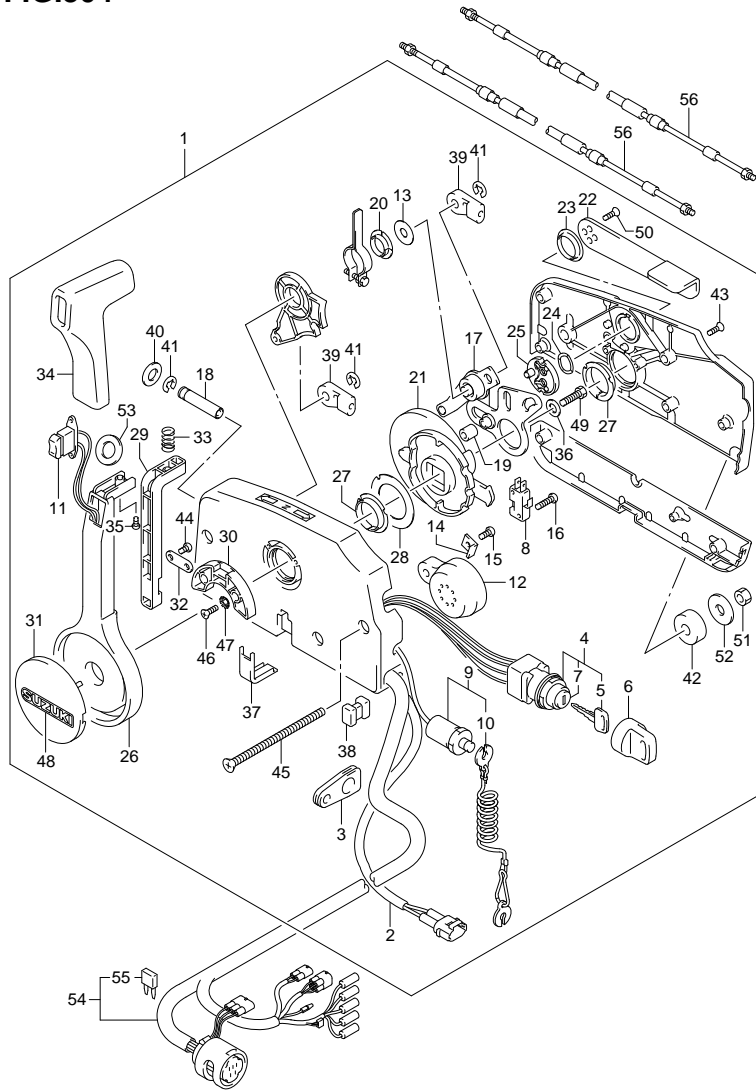


FIG.304

FIG.304 (3-E-4) OPT:REMOTE CONTROL (DF50A E1)

REF NO.	PART NO.	DESCRIPTION	Q'TY	REMARKS
24	67244-95600	·WASHER, WAVE	1	
25	67245-95600	·DRUM, FREE THROTTLE	1	
26	67251-99E10	·LEVER, HANDLE	1	
27	67252-95600	·BUSH	2	
28	67253-95600	·WASHER	1	
29	67255-99E00	·ARM, LOCK	1	
30	67256-95600	·HOLDER, NEUT LOCK	1	
31	67257-99E00	·CAP, LEVER	1	
32	67258-99E00	·BRACKET, LOCK ARM	1	
33	67259-87D00	·SPRING, NEUTRAL ARM	1	
34	67261-99E00	·GRIP	1	
35	67296-94310	·SCREW	1	
36	67264-95600	·WASHER	1	
37	67267-95610	·COVER, WIRE	1	
38	67273-95600	·SPACER	1	
39	67275-95600	·END, CABLE	2	
40	67288-92E00	·WASHER, BRAKE ADJ KNOB	1	
41	67292-94300	·E RING	3	
42	67294-95600	·SPACER	3	
43	67296-90J00	·SCREW	5	
44	67296-94300	·SCREW	2	
45	67296-95600	·SCREW	3	
46	67296-95610	·SCREW	2	
47	67297-95600	·WASHER	2	
48	68165-16B00-13L	·EMBLEM	1	
49	09100-08232	·BOLT (8X30)	1	
50	09126-05003	·SCREW (5X12)	2	
51	09140-06020	·NUT	3	
52	09160-06104	·WASHER (6.5X24X2)	3	
53	37859-90J00	·SPACER	1	
54	36620-93J02	WIRE ASSY, REMOTE CONTROL	1	
55	09481-10501	·FUSE (10A)	1	
56-1	67320-93J00	CABLE, REMOCON 8F (2.4M)	2	
56-2	67320-93J10	CABLE, REMOCON 10F (3.1M)	2	
56-3	67320-93J20	CABLE, REMOCON 12F (3.7M)	2	
56-4	67320-93J30	CABLE, REMOCON 14F (4.2M)	2	
56-5	67320-93J40	CABLE, REMOCON 16F (4.8M)	2	
56-6	67320-93J50	CABLE, REMOCON 18F (5.4M)	2	
56-7	67320-93J60	CABLE, REMOCON 20F (6.0M)	2	
56-8	67320-93J70	CABLE, REMOCON 22F (6.7M)	2	
56-9	67320-93J80	CABLE, REMOCON 24F (7.3M)	2	



DF40A 50A 60A E01 012_304
OPT:REMOTE CONTROL

DF40A/50A/60A E01 01

FIG.305

FIG.305 (3-E-5) OPT:REMOTE CONTROL (DF60A E1)

REF NO.	PART NO.	DESCRIPTION	Q'TY	REMARKS
1	67200-93J04	REMOTE CONTROL ASSY	1	
2	36646-93J01	·WIRE ASSY, PTT SW ADAPTER	1	
3	36628-92E00	·GROMMET, WIRE HARNESS	1	
4	37110-93J10	·SWITCH ASSY, IGNITION	1	
5-1	37141-99E00	··KEY (931)	2	
5-2	37141-99E10	··KEY (932)	2	
5-3	37141-99E20	··KEY (933)	2	
5-4	37141-99E30	··KEY (934)	2	
5-5	37141-99E40	··KEY (935)	2	
5-6	37141-99E50	··KEY (936)	2	
5-7	37141-99E60	··KEY (937)	2	
5-8	37141-99E70	··KEY (938)	2	
5-9	37141-99E80	··KEY (939)	2	
5-10	37141-99E90	··KEY (940)	2	
5-11	37141-99EA0	··KEY (941)	2	
5-12	37141-99EB0	··KEY (942)	2	
6	37143-99E00	··CAP, KEY	2	
7	37149-93J00	··CAP, CYLINDER BODY	1	
8	37721-93J90	·SWITCH, NEUTRAL	1	
9	37820-93J03	·SWITCH ASSY, EMERGENCY	1	
10	37823-92E01	··PLATE	1	
11	37850-90J05	·SWITCH ASSY, PTT	1	
12	38500-93J90	·BUZZER	1	
13	67212-95600	·WASHER	1	
14	67213-92E00	·BRACKET, BUZZER	1	
15	09125-05042	·SCREW (5X10)	1	
16	67296-92E10	·SCREW, NEUTRAL SW	2	
17	67220-95630	·PLATE ASSY	1	
18	67223-99E10	·KNOB, BRAKE ADJ	1	
19	67229-95600	·ROLLER	1	
20	67232-95600	·BUSH	1	
21	67238-87D00	·GEAR, DRIVE	1	
22	67241-99E10	·LEVER, FREE THROTTLE	1	
23	67243-95600	·BUSH	1	

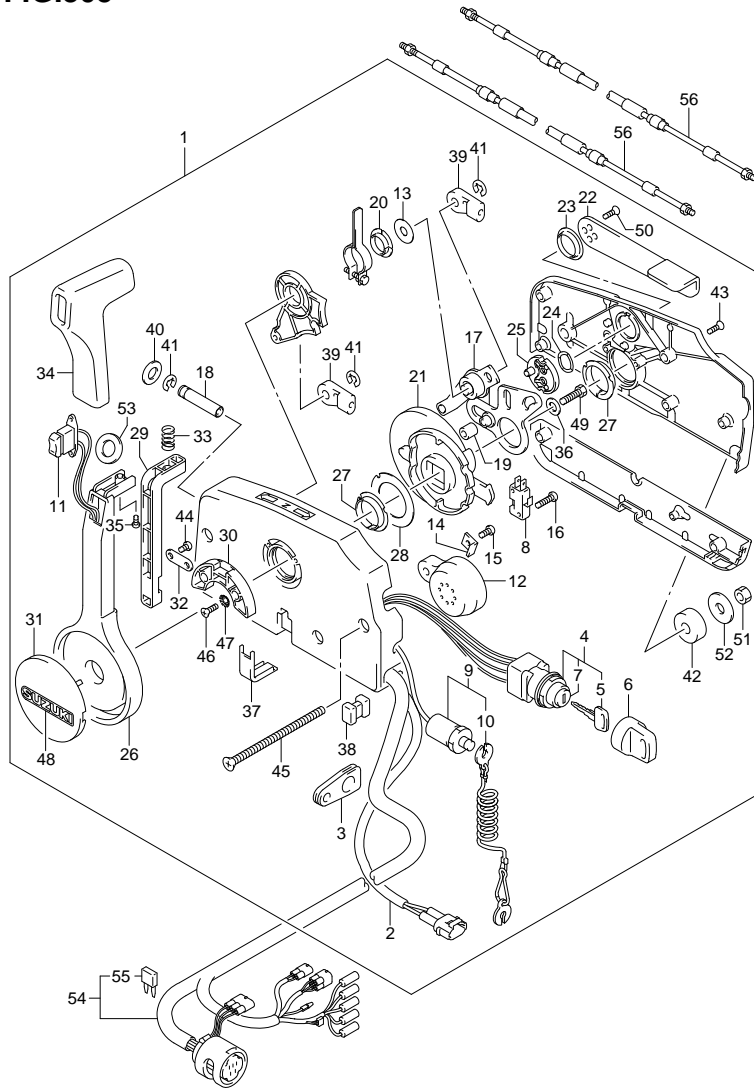
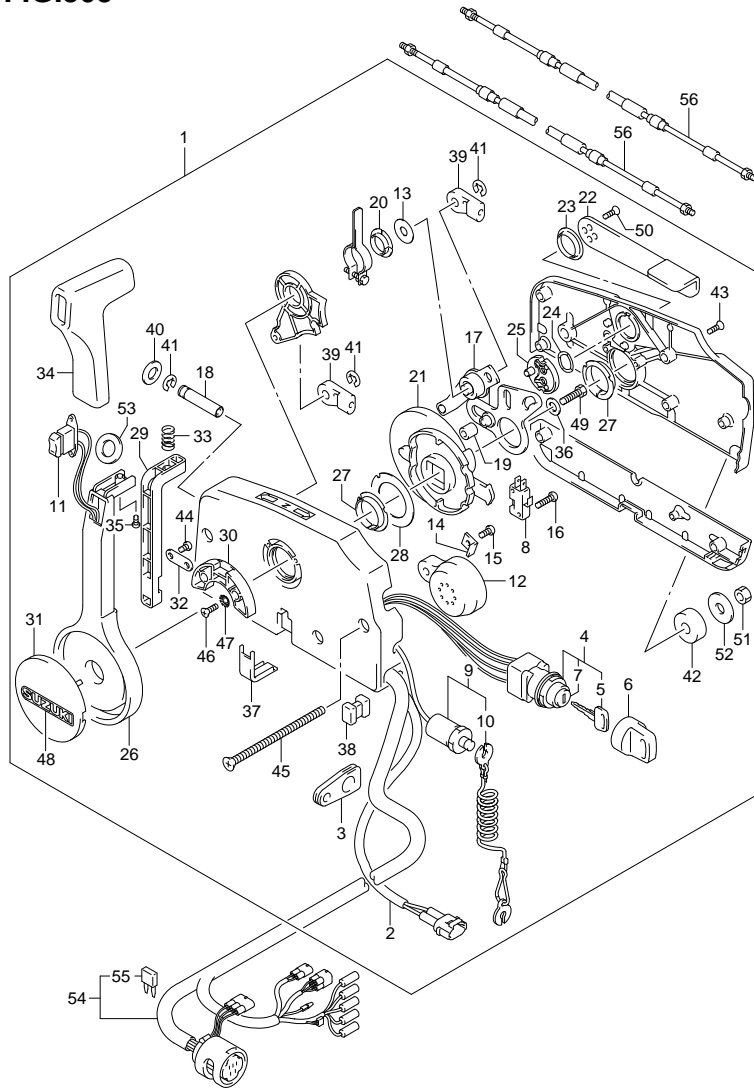


FIG.305

FIG.305 (3-E-6) OPT:REMOTE CONTROL (DF60A E1)

REF NO.	PART NO.	DESCRIPTION	Q'TY	REMARKS
24	67244-95600	·WASHER, WAVE	1	
25	67245-95600	·DRUM, FREE THROTTLE	1	
26	67251-99E10	·LEVER, HANDLE	1	
27	67252-95600	·BUSH	2	
28	67253-95600	·WASHER	1	
29	67255-99E00	·ARM, LOCK	1	
30	67256-95600	·HOLDER, NEUT LOCK	1	
31	67257-99E00	·CAP, LEVER	1	
32	67258-99E00	·BRACKET, LOCK ARM	1	
33	67259-87D00	·SPRING, NEUTRAL ARM	1	
34	67261-99E00	·GRIP	1	
35	67296-94310	·SCREW	1	
36	67264-95600	·WASHER	1	
37	67267-95610	·COVER, WIRE	1	
38	67273-95600	·SPACER	1	
39	67275-95600	·END, CABLE	2	
40	67288-92E00	·WASHER, BRAKE ADJ KNOB	1	
41	67292-94300	·E RING	3	
42	67294-95600	·SPACER	3	
43	67296-90J00	·SCREW	5	
44	67296-94300	·SCREW	2	
45	67296-95600	·SCREW	3	
46	67296-95610	·SCREW	2	
47	67297-95600	·WASHER	2	
48	68165-16B00-13L	·EMBLEM	1	
49	09100-08232	·BOLT (8X30)	1	
50	09126-05003	·SCREW (5X12)	2	
51	09140-06020	·NUT	3	
52	09160-06104	·WASHER (6.5X24X2)	3	
53	37859-90J00	·SPACER	1	
54	36620-93J02	WIRE ASSY, REMOTE CONTROL	1	
55	09481-10501	·FUSE (10A)	1	
56-1	67320-93J00	CABLE, REMOCON 8F (2.4M)	2	
56-2	67320-93J10	CABLE, REMOCON 10F (3.1M)	2	
56-3	67320-93J20	CABLE, REMOCON 12F (3.7M)	2	
56-4	67320-93J30	CABLE, REMOCON 14F (4.2M)	2	
56-5	67320-93J40	CABLE, REMOCON 16F (4.8M)	2	
56-6	67320-93J50	CABLE, REMOCON 18F (5.4M)	2	
56-7	67320-93J60	CABLE, REMOCON 20F (6.0M)	2	
56-8	67320-93J70	CABLE, REMOCON 22F (6.7M)	2	
56-9	67320-93J80	CABLE, REMOCON 24F (7.3M)	2	



DF40A 50A 60A E01 012_305
OPT:REMOTE CONTROL

DF40A/50A/60A E01 01

FIG.306

FIG.306 (3-E-7) OPT:REMOTE CONTROL (DF60A F40)

REF NO.	PART NO.	DESCRIPTION	Q'TY	REMARKS
1	67200-93J04	REMOTE CONTROL ASSY	1	
2	36646-93J01	·WIRE ASSY, PTT SW ADAPTER	1	
3	36628-92E00	·GROMMET, WIRE HARNESS	1	
4	37110-93J10	·SWITCH ASSY, IGNITION	1	
5-1	37141-99E00	··KEY (931)	2	
5-2	37141-99E10	··KEY (932)	2	
5-3	37141-99E20	··KEY (933)	2	
5-4	37141-99E30	··KEY (934)	2	
5-5	37141-99E40	··KEY (935)	2	
5-6	37141-99E50	··KEY (936)	2	
5-7	37141-99E60	··KEY (937)	2	
5-8	37141-99E70	··KEY (938)	2	
5-9	37141-99E80	··KEY (939)	2	
5-10	37141-99E90	··KEY (940)	2	
5-11	37141-99EA0	··KEY (941)	2	
5-12	37141-99EB0	··KEY (942)	2	
6	37143-99E00	··CAP, KEY	2	
7	37149-93J00	··CAP, CYLINDER BODY	1	
8	37721-93J90	·SWITCH, NEUTRAL	1	
9	37820-93J03	·SWITCH ASSY, EMERGENCY	1	
10	37823-92E01	··PLATE	1	
11	37850-90J05	·SWITCH ASSY, PTT	1	
12	38500-93J90	·BUZZER	1	
13	67212-95600	·WASHER	1	
14	67213-92E00	·BRACKET, BUZZER	1	
15	09125-05042	·SCREW (5X10)	1	
16	67296-92E10	·SCREW, NEUTRAL SW	2	
17	67220-95630	·PLATE ASSY	1	
18	67223-99E10	·KNOB, BRAKE ADJ	1	
19	67229-95600	·ROLLER	1	
20	67232-95600	·BUSH	1	
21	67238-87D00	·GEAR, DRIVE	1	
22	67241-99E10	·LEVER, FREE THROTTLE	1	
23	67243-95600	·BUSH	1	

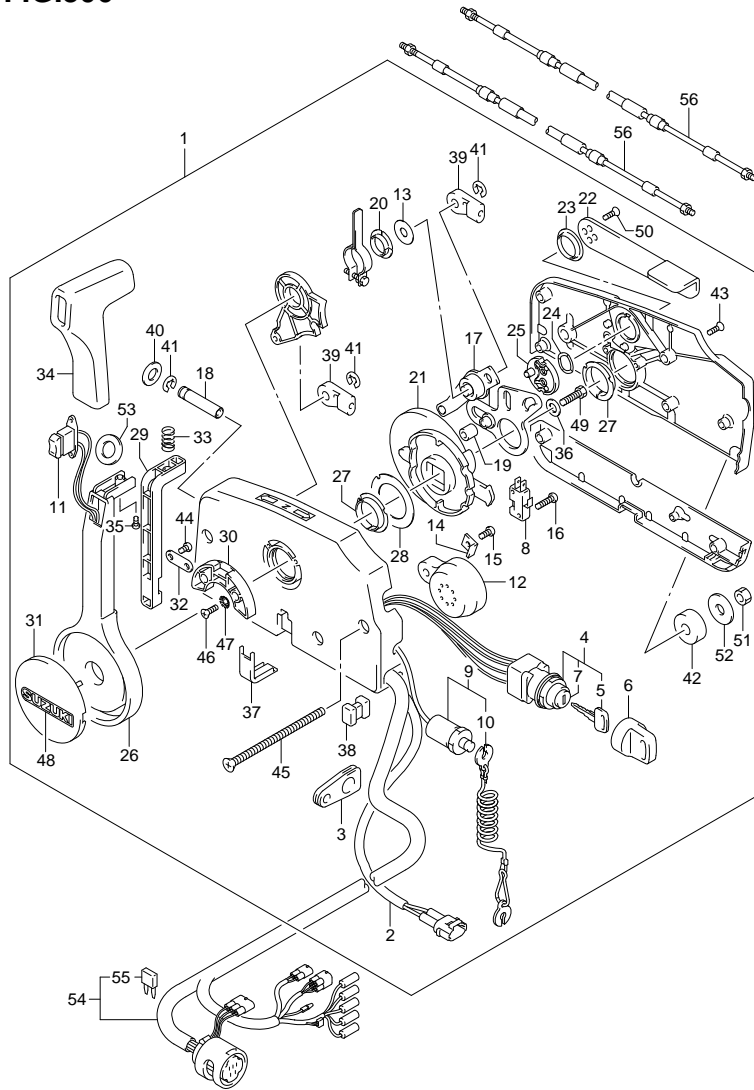
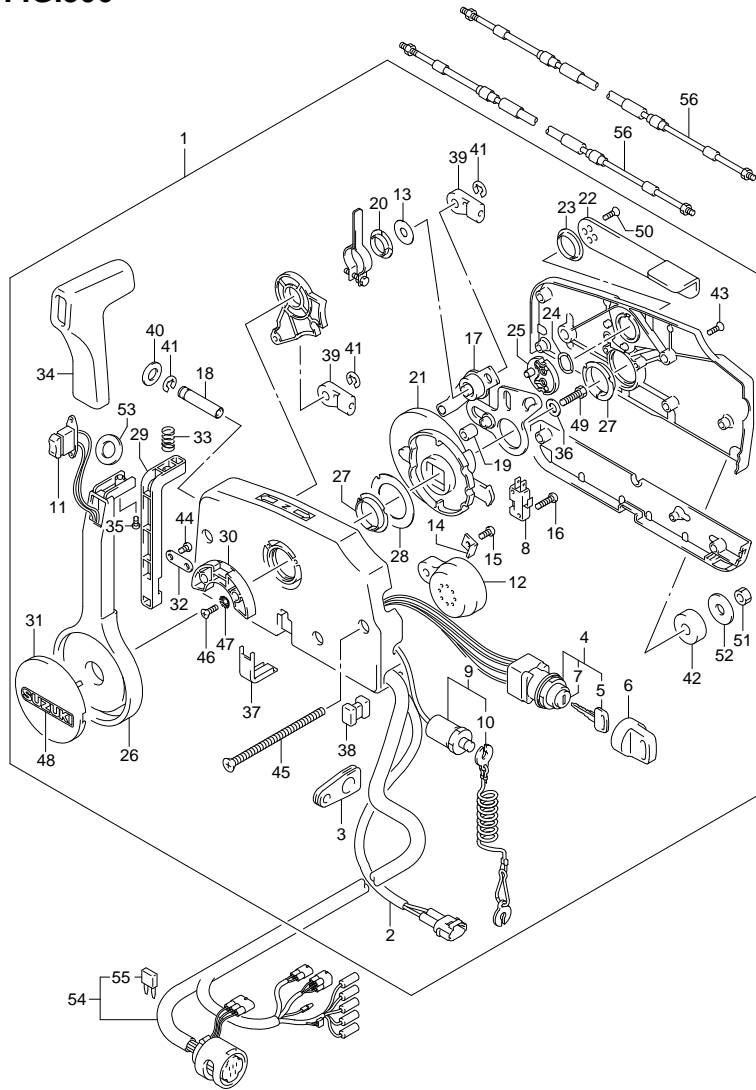


FIG.306

FIG.306 (3-E-8) OPT:REMOTE CONTROL (DF60A F40)

REF NO.	PART NO.	DESCRIPTION	Q'TY	REMARKS
24	67244-95600	·WASHER, WAVE	1	
25	67245-95600	·DRUM, FREE THROTTLE	1	
26	67251-99E10	·LEVER, HANDLE	1	
27	67252-95600	·BUSH	2	
28	67253-95600	·WASHER	1	
29	67255-99E00	·ARM, LOCK	1	
30	67256-95600	·HOLDER, NEUT LOCK	1	
31	67257-99E00	·CAP, LEVER	1	
32	67258-99E00	·BRACKET, LOCK ARM	1	
33	67259-87D00	·SPRING, NEUTRAL ARM	1	
34	67261-99E00	·GRIP	1	
35	67296-94310	·SCREW	1	
36	67264-95600	·WASHER	1	
37	67267-95610	·COVER, WIRE	1	
38	67273-95600	·SPACER	1	
39	67275-95600	·END, CABLE	2	
40	67288-92E00	·WASHER, BRAKE ADJ KNOB	1	
41	67292-94300	·E RING	3	
42	67294-95600	·SPACER	3	
43	67296-90J00	·SCREW	5	
44	67296-94300	·SCREW	2	
45	67296-95600	·SCREW	3	
46	67296-95610	·SCREW	2	
47	67297-95600	·WASHER	2	
48	68165-16B00-13L	·EMBLEM	1	
49	09100-08232	·BOLT (8X30)	1	
50	09126-05003	·SCREW (5X12)	2	
51	09140-06020	·NUT	3	
52	09160-06104	·WASHER (6.5X24X2)	3	
53	37859-90J00	·SPACER	1	
54	36620-93J02	WIRE ASSY, REMOTE CONTROL	1	
55	09481-10501	·FUSE (10A)	1	
56-1	67320-93J00	CABLE, REMOCON 8F (2.4M)	2	
56-2	67320-93J10	CABLE, REMOCON 10F (3.1M)	2	
56-3	67320-93J20	CABLE, REMOCON 12F (3.7M)	2	
56-4	67320-93J30	CABLE, REMOCON 14F (4.2M)	2	
56-5	67320-93J40	CABLE, REMOCON 16F (4.8M)	2	
56-6	67320-93J50	CABLE, REMOCON 18F (5.4M)	2	
56-7	67320-93J60	CABLE, REMOCON 20F (6.0M)	2	
56-8	67320-93J70	CABLE, REMOCON 22F (6.7M)	2	
56-9	67320-93J80	CABLE, REMOCON 24F (7.3M)	2	



DF40A 50A 60A E01 012_306
OPT:REMOTE CONTROL

DF40A/50A/60A E01 01

FIG.307

FIG.307 (3-E-9) OPT:REMOTE CONTROL ASSY SINGLE(1)

REF NO.	PART NO.	DESCRIPTION	Q'TY	REMARKS
1	67200-93J13	REMOTE CONTROL ASSY	1	PUSH
2	67261-93J00	·GRIP, NO.1	1	
3	67263-93J00	·GRIP, NO.2	1	
4	37850-93J10	·SWITCH ASSY, PTT	1	
5	67295-92E10	·SCREW	2	
6	67296-88D10	·SCREW	1	
7	67288-92E20	·WASHER	3	
8	67295-92E00	·SCREW	2	
9	67296-92E70	·SCREW	1	
10	67288-92E40	·WASHER	1	
11	67257-92E00	·CAP, LEVER	1	
12	67251-93J00	·LEVER, HANDLE	1	
13	67296-92E60	·SCREW	2	
14	67288-92E30	·WASHER	2	
15	67253-92E00	·WASHER	1	
16	36890-93J00	·WIRE HARNESS	1	
17	67281-93J00	·DECAL	1	
18	67296-92E30	·SCREW	4	
19	09160-05024	·WASHER (5.5X16X1.5)	4	
20	67287-92E00	·NUT	4	
21	67275-95600	·END, CABLE	2	
22	67273-95600	·SPACER	1	
23	67273-92E00	·GROMMET	1	
24	67274-92E00	·FLANGE	2	
25	67296-95610	·SCREW	4	
26	67271-92E00	·COVER	1	
27	67211-93J00	·COVER	1	
28	67296-92E70	·SCREW	2	
29	67500-93J00	KIT, REMOCON SPACER SINGLE	1	
30	09125-05135	·SCREW (5X65)	4	
31	09160-05029	·WASHER (5.5X12X0.8)	4	
32	09140-05005	·NUT	4	

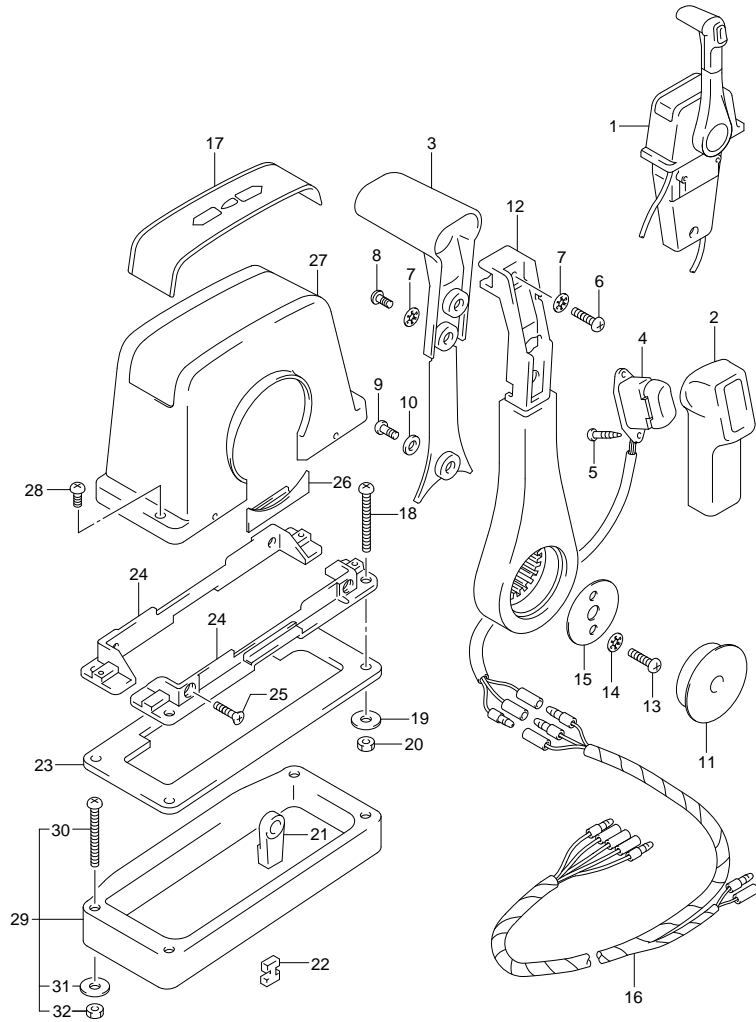


FIG.308

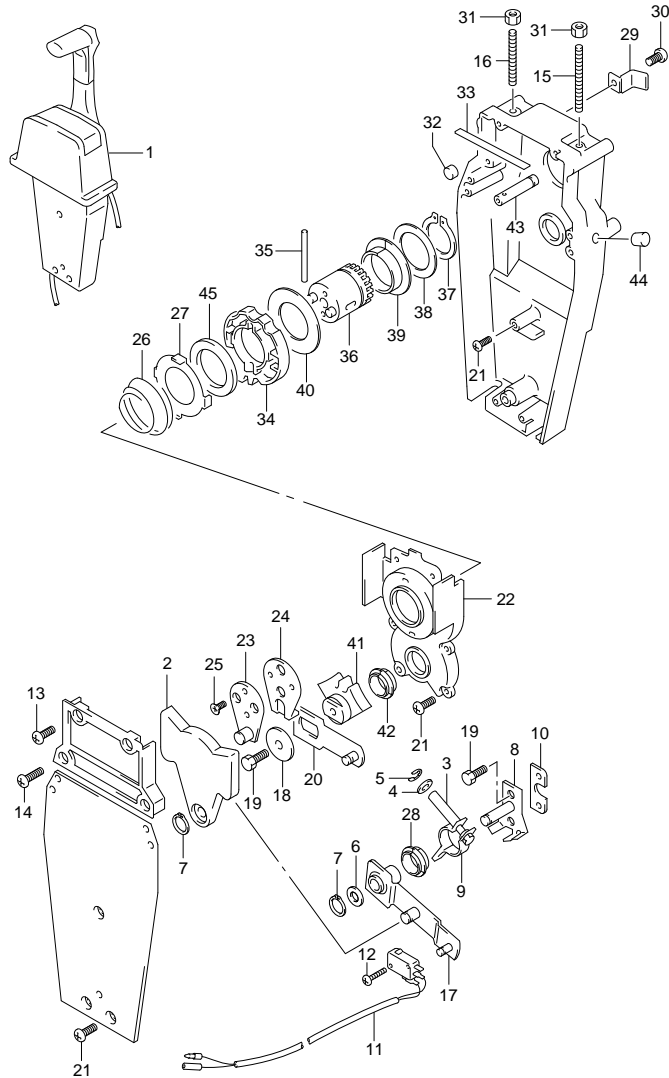


FIG.308 (3-E-10) OPT:REMOTE CONTROL ASSY SINGLE(2)

REF NO.	PART NO.	DESCRIPTION	QTY	REMARKS
1	67200-93J13	REMOTE CONTROL ASSY	1	PUSH
2	67222-92E00	·DUAL PLATE	1	
3	67223-92E00	·BRAKE ADJUST	1	
4	67288-92E00	·WASHER	1	
5	67292-94300	·E RING	4	
6	67288-92E10	·WASHER	1	
7	67291-92E00	·SNAP RING	2	
8	67221-92E00	·SHIFT ASSY	1	
9	67224-92E00	·BRAKE ARM ASSY	1	
10	67294-92E00	·SPACER	1	
11	37721-95500	·SWITCH ASSY, N/R	1	
12	67296-92E10	·SCREW (3X15)	2	
13	67296-88D10	·SCREW (5X16)	2	
14	67296-92E20	·SCREW (5X25)	2	
15	67226-92E00	·BOLT, STOPPER FRONT	1	
16	67226-92E10	·BOLT, STOPPER REAR	1	
17	67240-92E00	·ARM ASSY, THROTTLE	1	
18	67228-92E00	·WASHER	1	
19	67286-92E00	·BOLT (6X18)	3	
20	67230-92E00	·SHIFT ARM ASSY	1	
21	09125-05042	·SCREW (5X10)	9	
22	67234-92E00	·CASE, GEAR	1	
23	67245-92E00	·LEVER ASSY, THROTTLE	1	
24	67227-92E00	·STOPPER	1	
25	09126-06006	·SCREW (6X20)	2	
26	67233-92E00	·SPRING	1	
27	67235-92E00	·PLATE, SHIFT LOCK	1	
28	67232-95620	·BUSH	1	
29	67269-92E00	·BRACKET	1	
30	67296-88D10	·SCREW	1	
31	09140-06020	·NUT	2	
32	67236-92E00	·ROLLER	1	
33	67237-92E01	·SPRING	6	
34	67238-92E00	·GEAR, DRIVE	1	

FIG.308

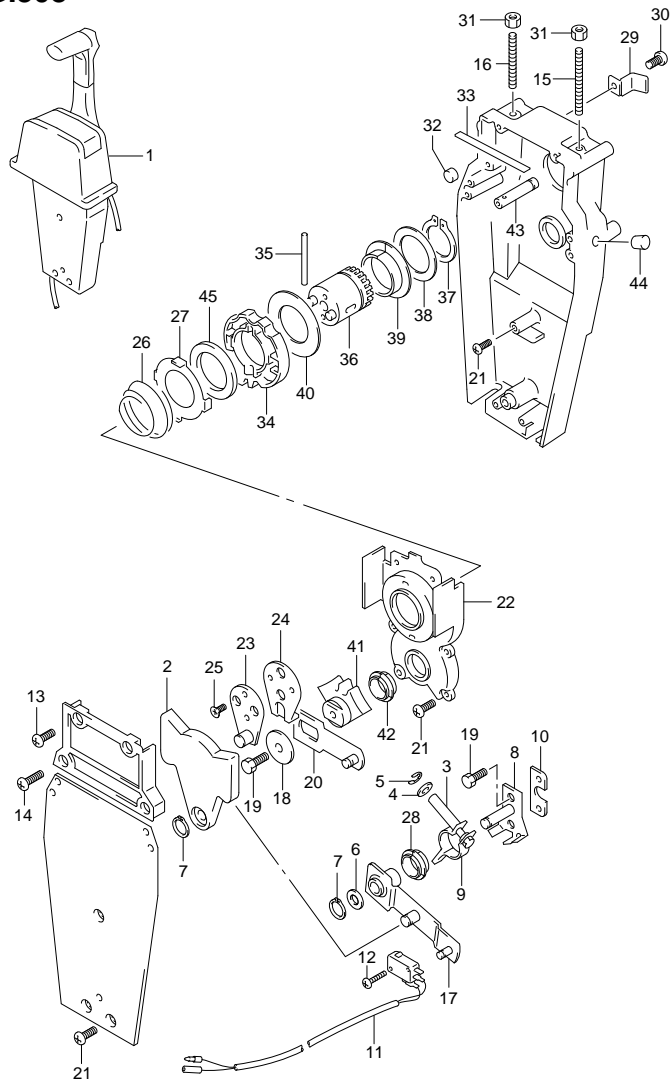
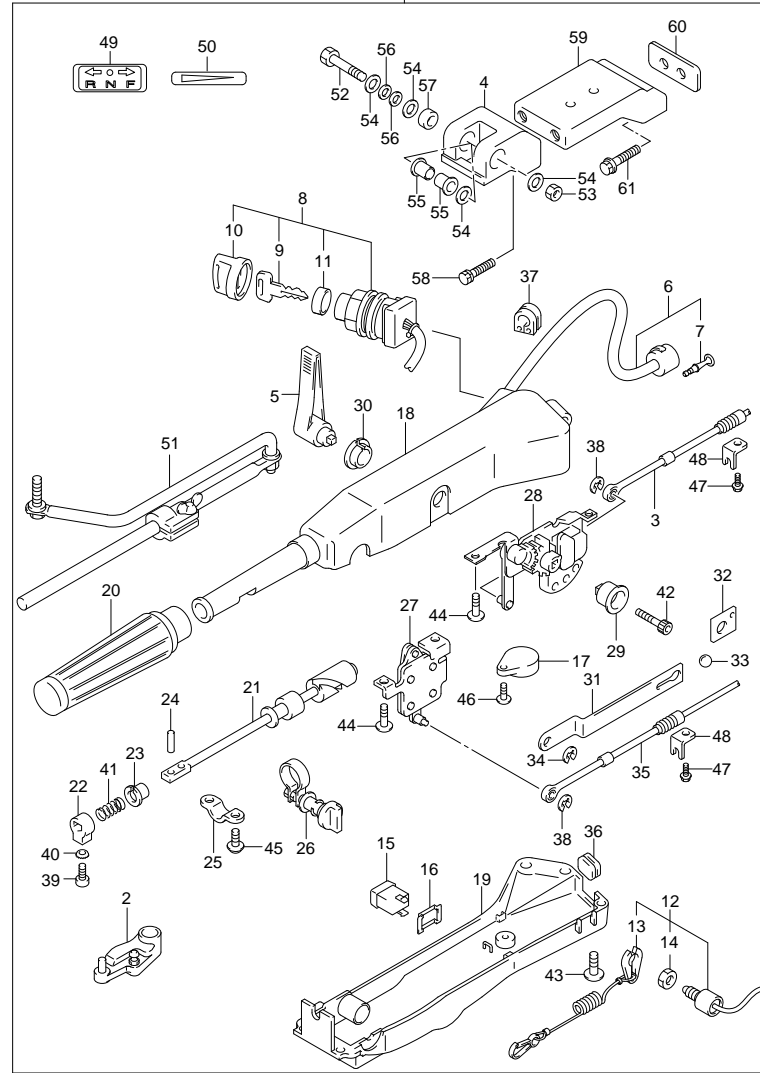


FIG.308 (3-E-11) OPT:REMOTE CONTROL ASSY SINGLE(2)

REF NO.	PART NO.	DESCRIPTION	Q'TY	REMARKS
35	67239-92E00	·PIN	1	
36	67246-92E00	·SHIFT, DRIVE	1	
37	67291-92E10	·SNAP RING	1	
38	67253-92E10	·WASHER	1	
39	67252-92E10	·BUSH	1	
40	67253-95600	·WASHER	1	
41	67231-92E00	·GEAR, SHIFT	1	
42	67232-95600	·BUSH	1	
43	67241-92E10	·ROD, FREE ACC	1	
44	67243-92E00	·CAP, HOLE	1	
45	67239-92E10	·PLATE, SHIFT PIN	1	

FIG.309



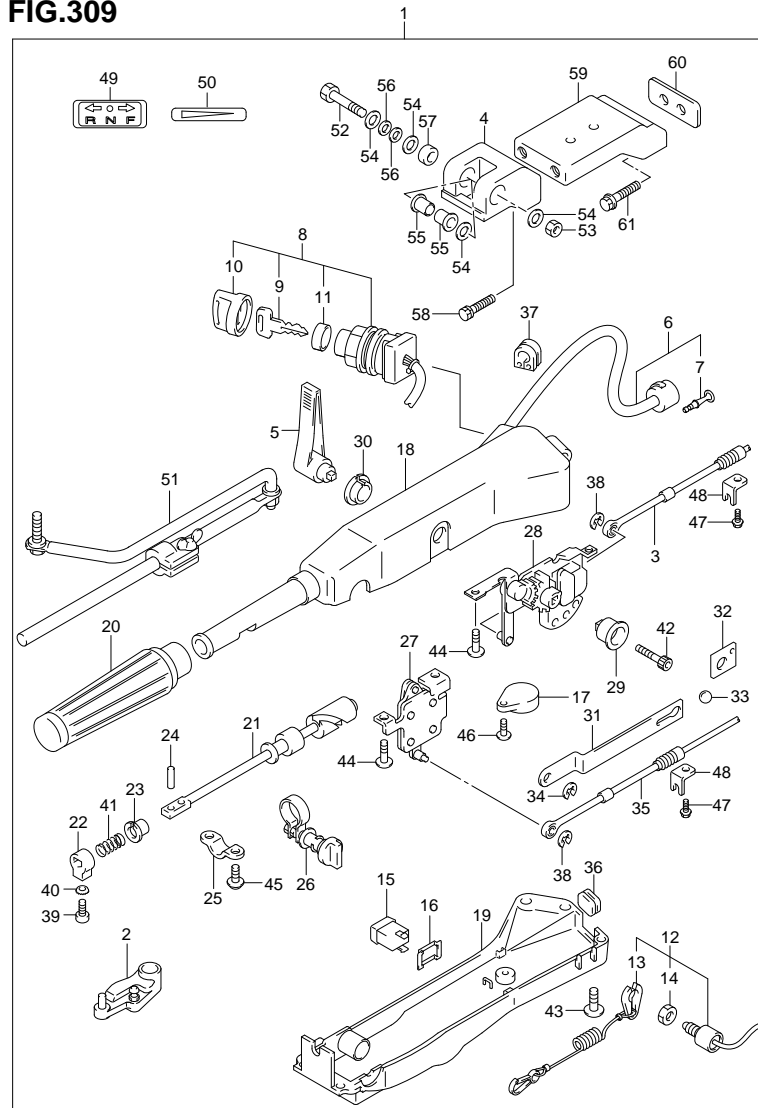
DF40A 50A 60A E01 012_309
OPT:TILLER HANDLE

FIG.309 (3-E-12) OPT:TILLER HANDLE (DF40A E1)

REF. NO.	PART NO.	DESCRIPTION	Q'TY	REMARKS
1	63002-88L03-0EP	TILLER HANDLE KIT (BLACK)	1	
2	19120-88L10	·LEVER, THROTTLE	1	
3	23230-88L00	·CABLE, SHIFT	1	
4	43761-87J11-0EP	·BRACKET, TILLER HANDLE (BLACK)	1	
5	21111-87J10-0EP	·LEVER, SHIFT (BLACK)	1	
6	36620-88L00	·WIRE, HANDLE	1	
7	36615-96300	··TERMINAL	3	
8	37110-87J20	·SWITCH, IGNITION	1	
9-1	37141-99E00	··KEY (931)	1	
9-2	37141-99E10	··KEY (932)	1	
9-3	37141-99E20	··KEY (933)	1	
9-4	37141-99E30	··KEY (934)	1	
9-5	37141-99E40	··KEY (935)	1	
9-6	37141-99E50	··KEY (936)	1	
9-7	37141-99E60	··KEY (937)	1	
9-8	37141-99E70	··KEY (938)	1	
9-9	37141-99E80	··KEY (939)	1	
9-10	37141-99E90	··KEY (940)	1	
9-11	37141-99EA0	··KEY (941)	1	
9-12	37141-99EB0	··KEY (942)	1	
10	37143-99E00	··CAP, KEY	1	
11	37149-93J00	··CAP, CYLINDER BODY	1	
12	37820-87J02	·SWITCH, EMERGENCY	1	
13	37823-92E01	··PLATE, LOCK	1	
14	37826-92E00	··NUT	1	
15	37850-87J00	·SWITCH ASSY, TRIM	1	
16	37852-87J00	·PLATE, TRIM SWITCH	1	
17	38500-92X50	·BUZZER	1	
18	63111-87J10-0EP	·HOUSING, TILLER HANDLE (BLACK)	1	
19	63121-87J03	·COVER, UNDER	1	
20	63210-93E30	·GRIP	1	
21	63221-87J00	·SHAFT, THROTTLE	1	
22	63223-92D00	·STOPPER, HANDLE ROD	1	

FIG.309

FIG.309 (3-E-13) OPT:TILLER HANDLE (DF40A E1)



REF NO.	PART NO.	DESCRIPTION	Q'TY	REMARKS
23	63225-93200	·BUSH, HANDLE ROD	1	
24	63227-93200	·PIN, HANDLE ROD	1	
25	63235-87J00	·PLATE, THROTTLE SHAFT	1	
26	63240-87J00	·ADJUSTER, THROTTLE GRIP	1	
27	63250-87J01	·ARM, THROTTLE	1	
28	63260-87J02	·GEAR, SHIFT	1	
29	63261-87J00	·BUSH, SHIFT GEAR	1	
30	63262-87J00	·BUSH, SHIFT LEVER	1	
31	63271-87J00	·PLATE, LOCK	1	
32	63272-87J00	·PLATE, BALL GUIDE	1	
33	63273-87J00	·BALL	1	
34	63274-87J00	·E RING	1	
35	63610-88L00	·CABLE, THROTTLE	1	
36	63625-99E00	·GROMMET, THROTTLE CABLE	1	
37	63626-99E01	·GROMMET, HANDLE WIRE	1	
38	67292-87J00	·E RING	2	
39	09126-06015	·SCREW (6X23)	1	
40	09163-06001	·LOCK WASHER	1	
41	09440-12027	·SPRING	1	
42	09106-08099	·BOLT (8X50)	1	
43	09125-05047	·SCREW (5X14)	6	
44	63251-87J00	·BOLT (6X12)	4	
45	09136-05008	·SCREW (5X12)	2	
46	02142-05207	·SCREW	1	
47	63611-87J00	·BOLT, CLAMP BRACKET	2	
48	63612-87J00	·BRACKET, CLAMP	2	
49	21131-96010	·MARK, CLUTCH SHIFT	1	
50	63215-93110	·MARK, HANDLE GRIP	1	
51	43770-99E03	·ADJUSTER, STEERING	1	
52	09100-10264	·BOLT (10X80)	1	
53	09159-10050	·NUT	1	
54	09160-10114	·WASHER (10.5X22X1.5)	4	
55	09306-10020	·BUSH	2	
56	09164-10016	·WASHER	2	

FIG.309

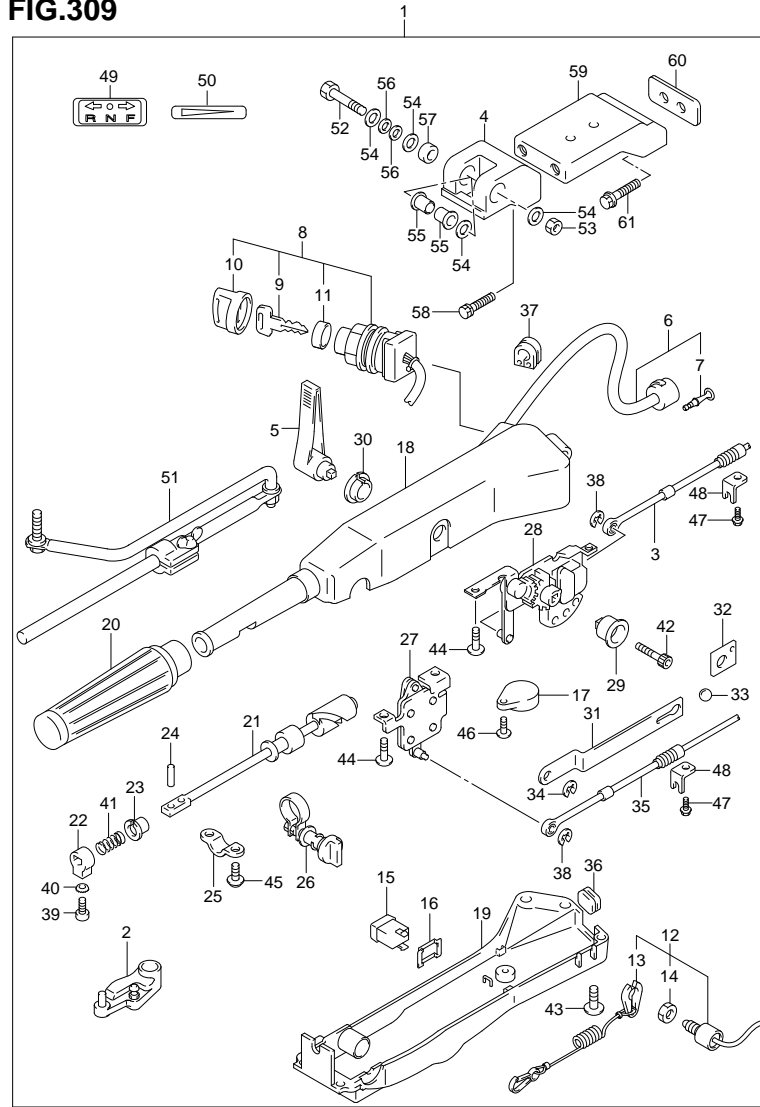


FIG.309 (3-E-14) OPT:TILLER HANDLE (DF40A E1)

REF NO.	PART NO.	DESCRIPTION	QTY	REMARKS
57	43768-90J01	·SPACER, TILLER HANDLE	1	
58	09117-10058	·BOLT (10X45)	2	
59	43755-87L12-0EP	·EXTENSION, STRG BRKT (BLACK)	1	
60	43776-87L00	·SPACER, STRG BRACKET	1	
61	09116-10150	·BOLT (10X55)	2	

FIG.310

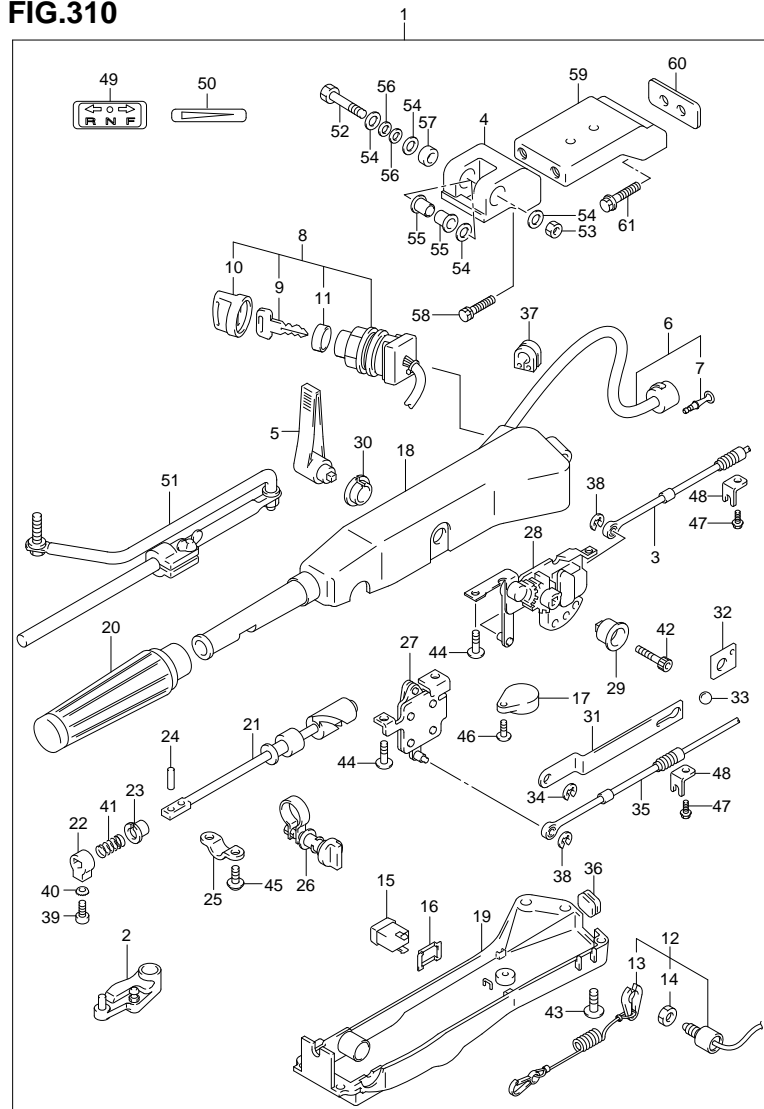


FIG.310 (3-E-15) OPT:TILLER HANDLE (DF40AST F34)

REF. NO.	PART NO.	DESCRIPTION	Q'TY	REMARKS
1	63002-88L03-0EP	TILLER HANDLE KIT (BLACK)	1	
2	19120-88L10	·LEVER, THROTTLE	1	
3	23230-88L00	·CABLE, SHIFT	1	
4	43761-87J11-0EP	·BRACKET, TILLER HANDLE (BLACK)	1	
5	21111-87J10-0EP	·LEVER, SHIFT (BLACK)	1	
6	36620-88L00	·WIRE, HANDLE	1	
7	36615-96300	··TERMINAL	3	
8	37110-87J20	·SWITCH, IGNITION	1	
9-1	37141-99E00	··KEY (931)	1	
9-2	37141-99E10	··KEY (932)	1	
9-3	37141-99E20	··KEY (933)	1	
9-4	37141-99E30	··KEY (934)	1	
9-5	37141-99E40	··KEY (935)	1	
9-6	37141-99E50	··KEY (936)	1	
9-7	37141-99E60	··KEY (937)	1	
9-8	37141-99E70	··KEY (938)	1	
9-9	37141-99E80	··KEY (939)	1	
9-10	37141-99E90	··KEY (940)	1	
9-11	37141-99EA0	··KEY (941)	1	
9-12	37141-99EB0	··KEY (942)	1	
10	37143-99E00	··CAP, KEY	1	
11	37149-93J00	··CAP, CYLINDER BODY	1	
12	37820-87J02	·SWITCH, EMERGENCY	1	
13	37823-92E01	··PLATE, LOCK	1	
14	37826-92E00	··NUT	1	
15	37850-87J00	·SWITCH ASSY, TRIM	1	
16	37852-87J00	·PLATE, TRIM SWITCH	1	
17	38500-92X50	·BUZZER	1	
18	63111-87J10-0EP	·HOUSING, TILLER HANDLE (BLACK)	1	
19	63121-87J03	·COVER, UNDER	1	
20	63210-93E30	·GRIP	1	
21	63221-87J00	·SHAFT, THROTTLE	1	
22	63223-92D00	·STOPPER, HANDLE ROD	1	

FIG.310

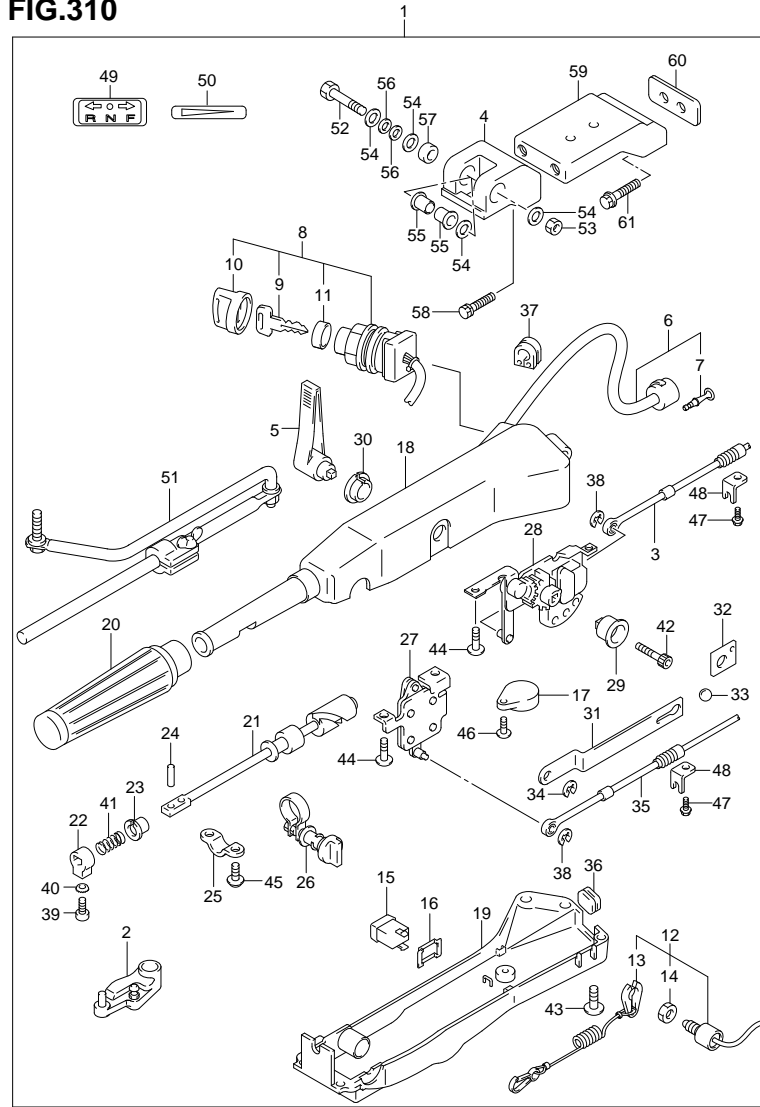


FIG.310 (3-F-2) OPT:TILLER HANDLE (DF40AST E34)

REF NO.	PART NO.	DESCRIPTION	Q'TY	REMARKS
23	63225-93200	·BUSH, HANDLE ROD	1	
24	63227-93200	·PIN, HANDLE ROD	1	
25	63235-87J00	·PLATE, THROTTLE SHAFT	1	
26	63240-87J00	·ADJUSTER, THROTTLE GRIP	1	
27	63250-87J01	·ARM, THROTTLE	1	
28	63260-87J02	·GEAR, SHIFT	1	
29	63261-87J00	·BUSH, SHIFT GEAR	1	
30	63262-87J00	·BUSH, SHIFT LEVER	1	
31	63271-87J00	·PLATE, LOCK	1	
32	63272-87J00	·PLATE, BALL GUIDE	1	
33	63273-87J00	·BALL	1	
34	63274-87J00	·E RING	1	
35	63610-88L00	·CABLE, THROTTLE	1	
36	63625-99E00	·GROMMET, THROTTLE CABLE	1	
37	63626-99E01	·GROMMET, HANDLE WIRE	1	
38	67292-87J00	·E RING	2	
39	09126-06015	·SCREW (6X23)	1	
40	09163-06001	·LOCK WASHER	1	
41	09440-12027	·SPRING	1	
42	09106-08099	·BOLT (8X50)	1	
43	09125-05047	·SCREW (5X14)	6	
44	63251-87J00	·BOLT (6X12)	4	
45	09136-05008	·SCREW (5X12)	2	
46	02142-05207	·SCREW	1	
47	63611-87J00	·BOLT, CLAMP BRACKET	2	
48	63612-87J00	·BRACKET, CLAMP	2	
49	21131-96010	·MARK, CLUTCH SHIFT	1	
50	63215-93110	·MARK, HANDLE GRIP	1	
51	43770-99E03	·ADJUSTER, STEERING	1	
52	09100-10264	·BOLT (10X80)	1	
53	09159-10050	·NUT	1	
54	09160-10114	·WASHER (10.5X22X1.5)	4	
55	09306-10020	·BUSH	2	
56	09164-10016	·WASHER	2	

FIG.310

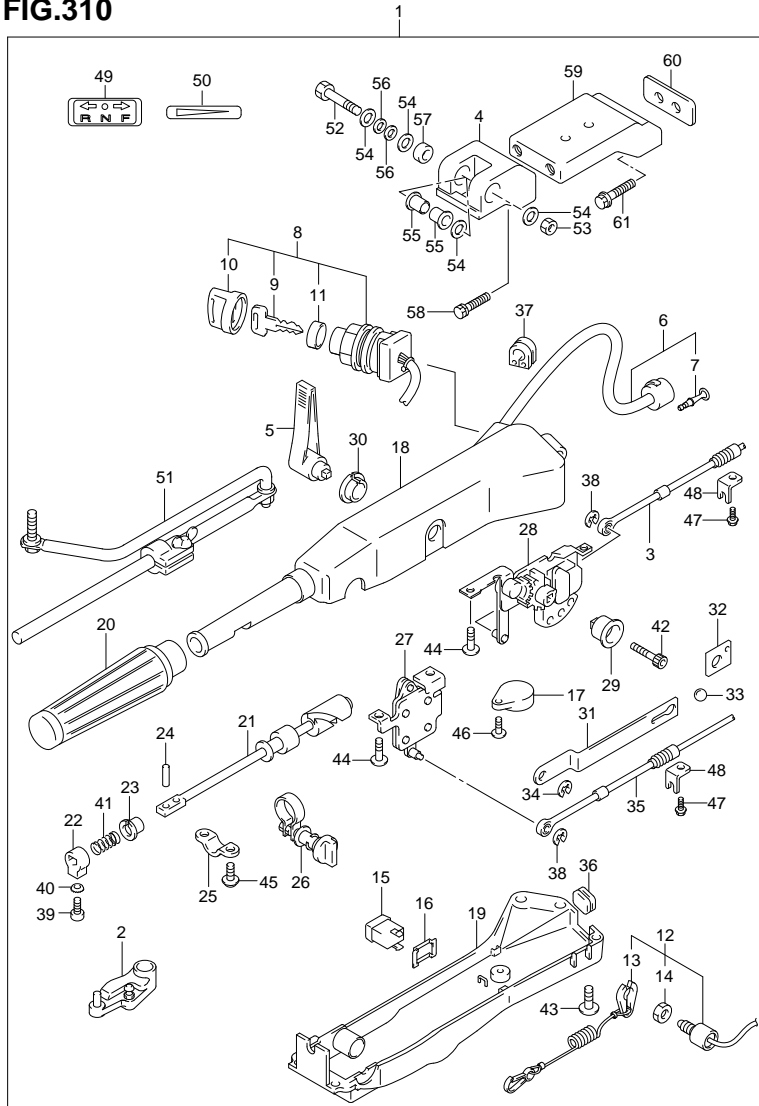
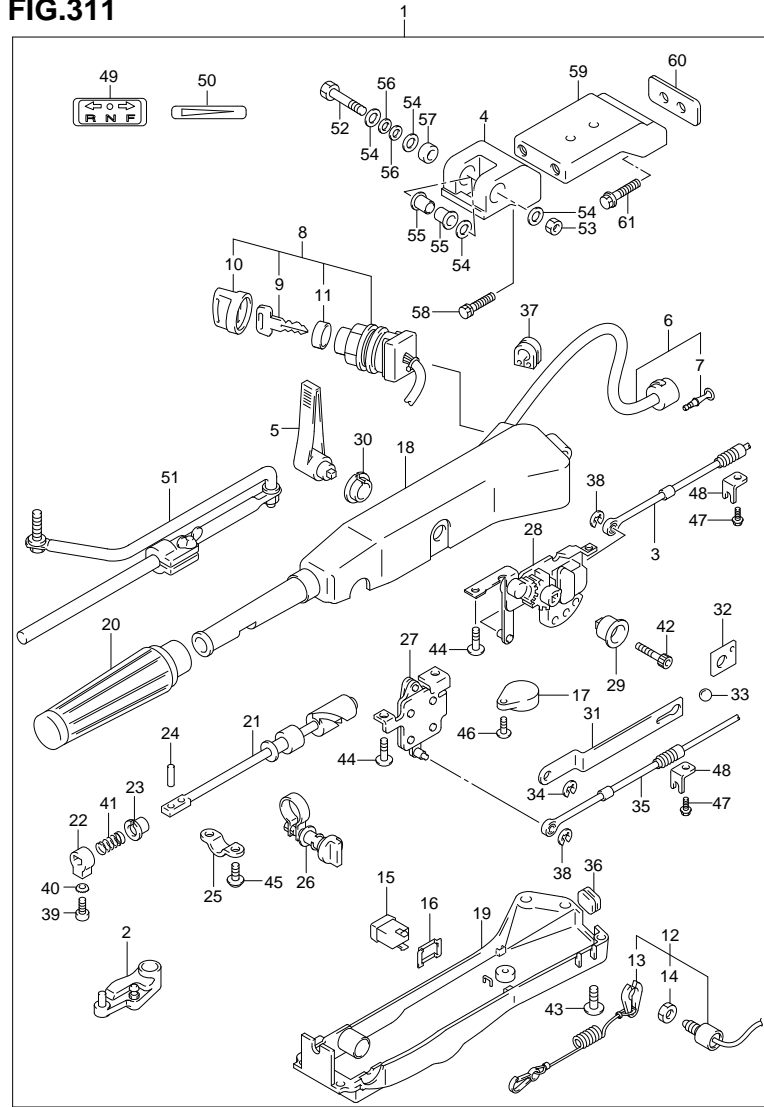


FIG.310 (3-F-3) OPT:TILLER HANDLE (DF40AST E34)

REF NO.	PART NO.	DESCRIPTION	QTY	REMARKS
57	43768-90J01	·SPACER, TILLER HANDLE	1	
58	09117-10058	·BOLT (10X45)	2	
59	43755-87L12-0EP	·EXTENSION, STRG BRKT (BLACK)	1	
60	43776-87L00	·SPACER, STRG BRACKET	1	
61	09116-10150	·BOLT (10X55)	2	

FIG.311



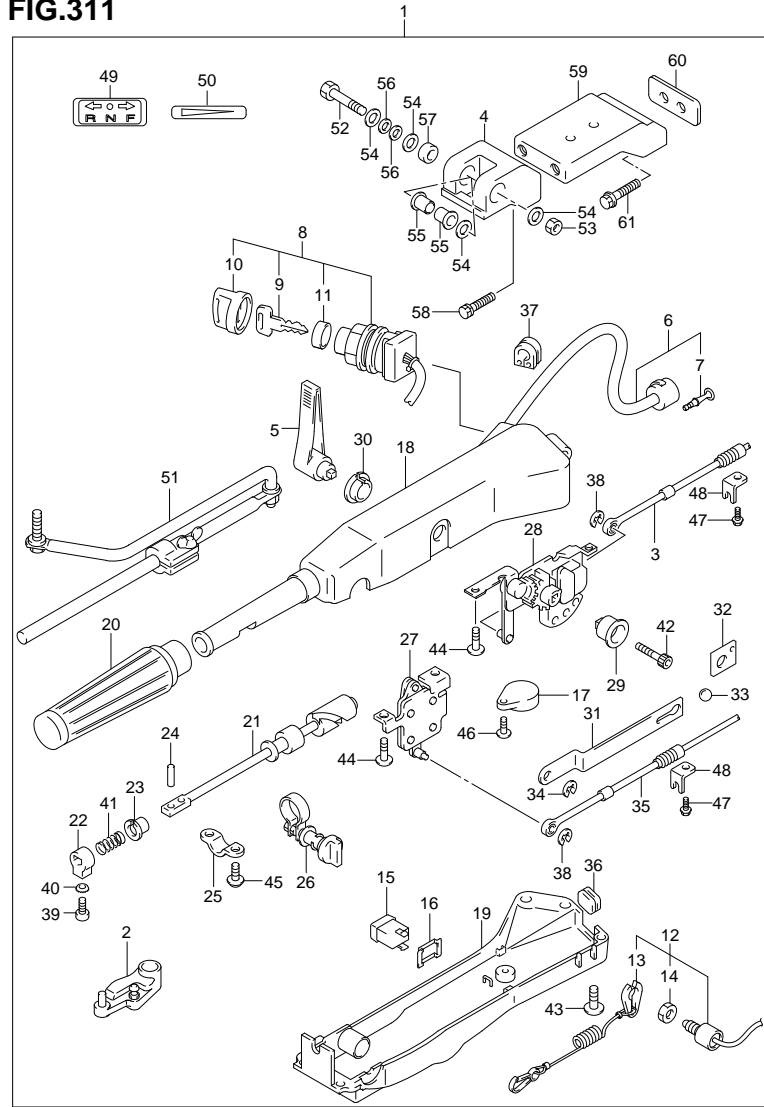
DF40A 50A 60A E01 012_311
OPT:TILLER HANDLE

FIG.311 (3-F-4) OPT:TILLER HANDLE (DF50A E1)

REF NO.	PART NO.	DESCRIPTION	Q'TY	REMARKS
1	63002-88L03-0EP	TILLER HANDLE KIT (BLACK)	1	
2	19120-88L10	·LEVER, THROTTLE	1	
3	23230-88L00	·CABLE, SHIFT	1	
4	43761-87J11-0EP	·BRACKET, TILLER HANDLE (BLACK)	1	
5	21111-87J10-0EP	·LEVER, SHIFT (BLACK)	1	
6	36620-88L00	·WIRE, HANDLE	1	
7	36615-96300	··TERMINAL	3	
8	37110-87J20	·SWITCH, IGNITION	1	
9-1	37141-99E00	··KEY (931)	1	
9-2	37141-99E10	··KEY (932)	1	
9-3	37141-99E20	··KEY (933)	1	
9-4	37141-99E30	··KEY (934)	1	
9-5	37141-99E40	··KEY (935)	1	
9-6	37141-99E50	··KEY (936)	1	
9-7	37141-99E60	··KEY (937)	1	
9-8	37141-99E70	··KEY (938)	1	
9-9	37141-99E80	··KEY (939)	1	
9-10	37141-99E90	··KEY (940)	1	
9-11	37141-99EA0	··KEY (941)	1	
9-12	37141-99EB0	··KEY (942)	1	
10	37143-99E00	··CAP, KEY	1	
11	37149-93J00	··CAP, CYLINDER BODY	1	
12	37820-87J02	·SWITCH, EMERGENCY	1	
13	37823-92E01	··PLATE, LOCK	1	
14	37826-92E00	··NUT	1	
15	37850-87J00	·SWITCH ASSY, TRIM	1	
16	37852-87J00	·PLATE, TRIM SWITCH	1	
17	38500-92X50	·BUZZER	1	
18	63111-87J10-0EP	·HOUSING, TILLER HANDLE (BLACK)	1	
19	63121-87J03	·COVER, UNDER	1	
20	63210-93E30	·GRIP	1	
21	63221-87J00	·SHAFT, THROTTLE	1	
22	63223-92D00	·STOPPER, HANDLE ROD	1	

DF40A/50A/60A E01 01

FIG.311



DF40A 50A 60A E01 012_311
OPT:TILLER HANDLE

FIG.311 (3-F-5) OPT:TILLER HANDLE (DF50A E1)

REF NO.	PART NO.	DESCRIPTION	Q'TY	REMARKS
23	63225-93200	·BUSH, HANDLE ROD	1	
24	63227-93200	·PIN, HANDLE ROD	1	
25	63235-87J00	·PLATE, THROTTLE SHAFT	1	
26	63240-87J00	·ADJUSTER, THROTTLE GRIP	1	
27	63250-87J01	·ARM, THROTTLE	1	
28	63260-87J02	·GEAR, SHIFT	1	
29	63261-87J00	·BUSH, SHIFT GEAR	1	
30	63262-87J00	·BUSH, SHIFT LEVER	1	
31	63271-87J00	·PLATE, LOCK	1	
32	63272-87J00	·PLATE, BALL GUIDE	1	
33	63273-87J00	·BALL	1	
34	63274-87J00	·E RING	1	
35	63610-88L00	·CABLE, THROTTLE	1	
36	63625-99E00	·GROMMET, THROTTLE CABLE	1	
37	63626-99E01	·GROMMET, HANDLE WIRE	1	
38	67292-87J00	·E RING	2	
39	09126-06015	·SCREW (6X23)	1	
40	09163-06001	·LOCK WASHER	1	
41	09440-12027	·SPRING	1	
42	09106-08099	·BOLT (8X50)	1	
43	09125-05047	·SCREW (5X14)	6	
44	63251-87J00	·BOLT (6X12)	4	
45	09136-05008	·SCREW (5X12)	2	
46	02142-05207	·SCREW	1	
47	63611-87J00	·BOLT, CLAMP BRACKET	2	
48	63612-87J00	·BRACKET, CLAMP	2	
49	21131-96010	·MARK, CLUTCH SHIFT	1	
50	63215-93110	·MARK, HANDLE GRIP	1	
51	43770-99E03	·ADJUSTER, STEERING	1	
52	09100-10264	·BOLT (10X80)	1	
53	09159-10050	·NUT	1	
54	09160-10114	·WASHER (10.5X22X1.5)	4	
55	09306-10020	·BUSH	2	
56	09164-10016	·WASHER	2	

DF40A/50A/60A E01 01

FIG.311

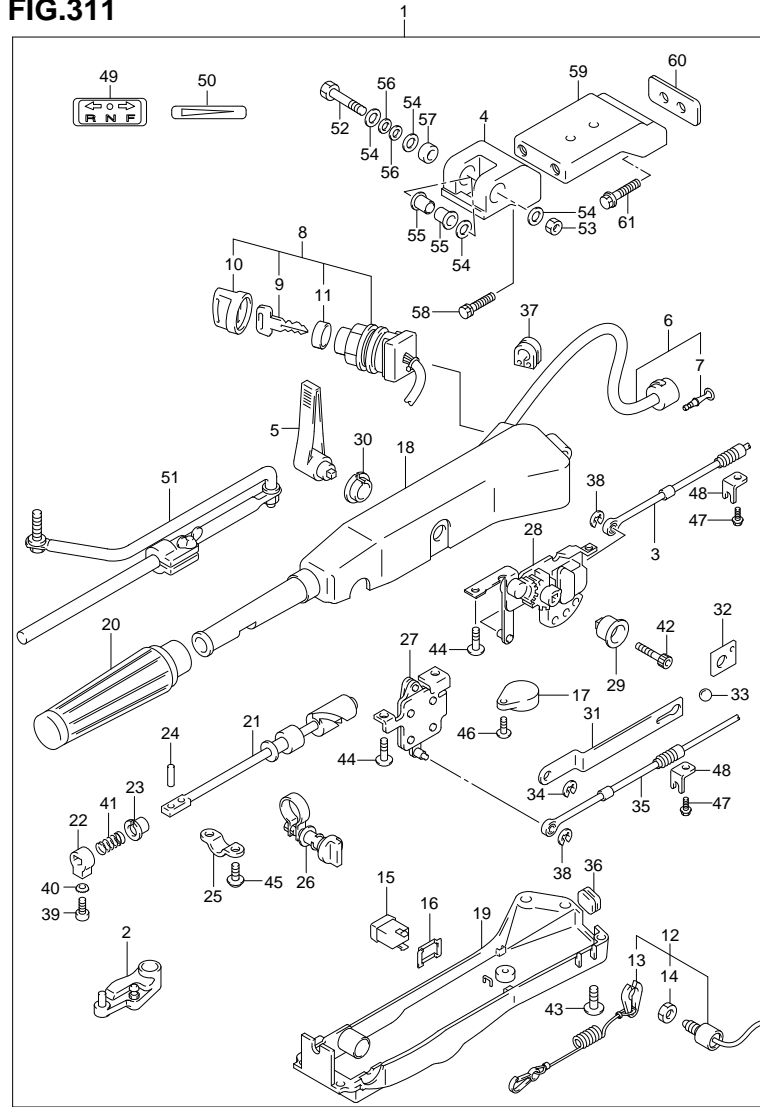
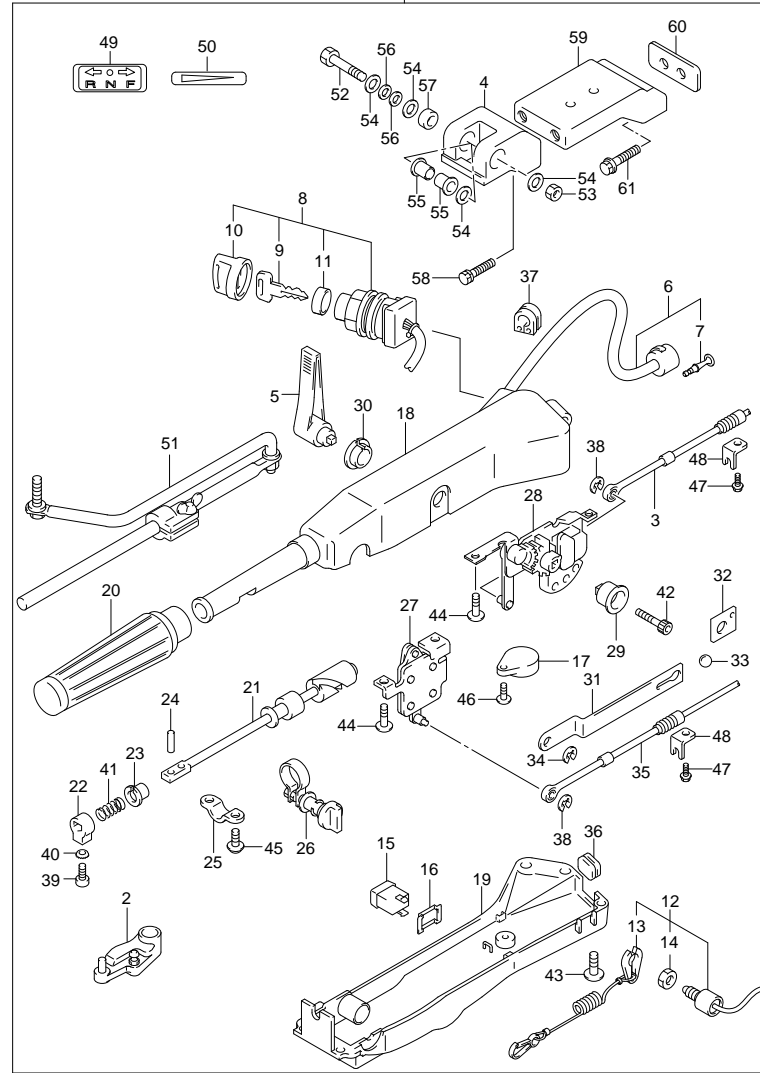


FIG.311 (3-F-6) OPT:TILLER HANDLE (DF50A E1)

REF NO.	PART NO.	DESCRIPTION	Q'TY	REMARKS
57	43768-90J01	·SPACER, TILLER HANDLE	1	
58	09117-10058	·BOLT (10X45)	2	
59	43755-87L12-0EP	·EXTENSION, STRG BRKT (BLACK)	1	
60	43776-87L00	·SPACER, STRG BRACKET	1	
61	09116-10150	·BOLT (10X55)	2	

FIG.312



DF40A 50A 60A E01 012_312
OPT:TILLER HANDLE

FIG.312 (3-F-7) OPT:TILLER HANDLE (DF60A E1)

REF NO.	PART NO.	DESCRIPTION	Q'TY	REMARKS
1	63002-88L03-0EP	TILLER HANDLE KIT (BLACK)	1	
2	19120-88L10	·LEVER, THROTTLE	1	
3	23230-88L00	·CABLE, SHIFT	1	
4	43761-87J11-0EP	·BRACKET, TILLER HANDLE (BLACK)	1	
5	21111-87J10-0EP	·LEVER, SHIFT (BLACK)	1	
6	36620-88L00	·WIRE, HANDLE	1	
7	36615-96300	··TERMINAL	3	
8	37110-87J20	·SWITCH, IGNITION	1	
9-1	37141-99E00	··KEY (931)	1	
9-2	37141-99E10	··KEY (932)	1	
9-3	37141-99E20	··KEY (933)	1	
9-4	37141-99E30	··KEY (934)	1	
9-5	37141-99E40	··KEY (935)	1	
9-6	37141-99E50	··KEY (936)	1	
9-7	37141-99E60	··KEY (937)	1	
9-8	37141-99E70	··KEY (938)	1	
9-9	37141-99E80	··KEY (939)	1	
9-10	37141-99E90	··KEY (940)	1	
9-11	37141-99EA0	··KEY (941)	1	
9-12	37141-99EB0	··KEY (942)	1	
10	37143-99E00	··CAP, KEY	1	
11	37149-93J00	··CAP, CYLINDER BODY	1	
12	37820-87J02	·SWITCH, EMERGENCY	1	
13	37823-92E01	··PLATE, LOCK	1	
14	37826-92E00	··NUT	1	
15	37850-87J00	·SWITCH ASSY, TRIM	1	
16	37852-87J00	·PLATE, TRIM SWITCH	1	
17	38500-92X50	·BUZZER	1	
18	63111-87J10-0EP	·HOUSING, TILLER HANDLE (BLACK)	1	
19	63121-87J03	·COVER, UNDER	1	
20	63210-93E30	·GRIP	1	
21	63221-87J00	·SHAFT, THROTTLE	1	
22	63223-92D00	·STOPPER, HANDLE ROD	1	

FIG.312

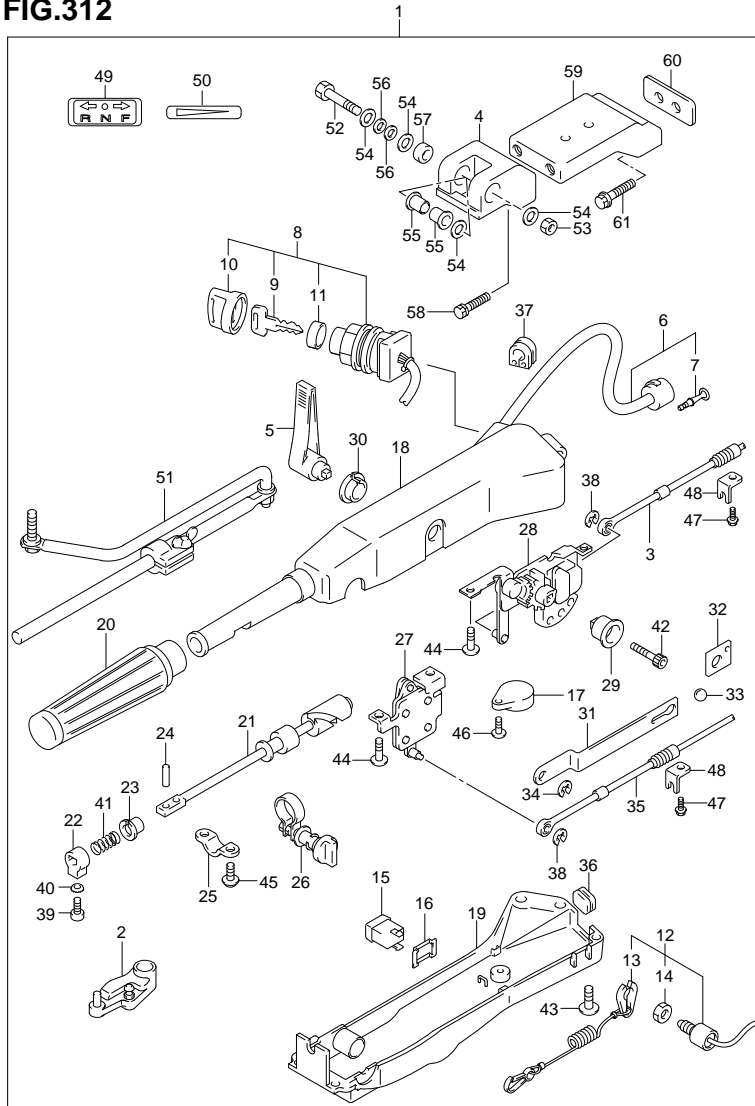


FIG.312 (3-F-8) OPT:TILLER HANDLE (DF60A E1)

REF NO.	PART NO.	DESCRIPTION	Q'TY	REMARKS
23	63225-93200	·BUSH, HANDLE ROD	1	
24	63227-93200	·PIN, HANDLE ROD	1	
25	63235-87J00	·PLATE, THROTTLE SHAFT	1	
26	63240-87J00	·ADJUSTER, THROTTLE GRIP	1	
27	63250-87J01	·ARM, THROTTLE	1	
28	63260-87J02	·GEAR, SHIFT	1	
29	63261-87J00	·BUSH, SHIFT GEAR	1	
30	63262-87J00	·BUSH, SHIFT LEVER	1	
31	63271-87J00	·PLATE, LOCK	1	
32	63272-87J00	·PLATE, BALL GUIDE	1	
33	63273-87J00	·BALL	1	
34	63274-87J00	·E RING	1	
35	63610-88L00	·CABLE, THROTTLE	1	
36	63625-99E00	·GROMMET, THROTTLE CABLE	1	
37	63626-99E01	·GROMMET, HANDLE WIRE	1	
38	67292-87J00	·E RING	2	
39	09126-06015	·SCREW (6X23)	1	
40	09163-06001	·LOCK WASHER	1	
41	09440-12027	·SPRING	1	
42	09106-08099	·BOLT (8X50)	1	
43	09125-05047	·SCREW (5X14)	6	
44	63251-87J00	·BOLT (6X12)	4	
45	09136-05008	·SCREW (5X12)	2	
46	02142-05207	·SCREW	1	
47	63611-87J00	·BOLT, CLAMP BRACKET	2	
48	63612-87J00	·BRACKET, CLAMP	2	
49	21131-96010	·MARK, CLUTCH SHIFT	1	
50	63215-93110	·MARK, HANDLE GRIP	1	
51	43770-99E03	·ADJUSTER, STEERING	1	
52	09100-10264	·BOLT (10X80)	1	
53	09159-10050	·NUT	1	
54	09160-10114	·WASHER (10.5X22X1.5)	4	
55	09306-10020	·BUSH	2	
56	09164-10016	·WASHER	2	

FIG.312

FIG.312 (3-F-9) OPT:TILLER HANDLE (DF60A E1)

REF NO.	PART NO.	DESCRIPTION	Q'TY	REMARKS
57	43768-90J01	·SPACER, TILLER HANDLE	1	
58	09117-10058	·BOLT (10X45)	2	
59	43755-87L12-0EP	·EXTENSION, STRG BRKT (BLACK)	1	
60	43776-87L00	·SPACER, STRG BRACKET	1	
61	09116-10150	·BOLT (10X55)	2	

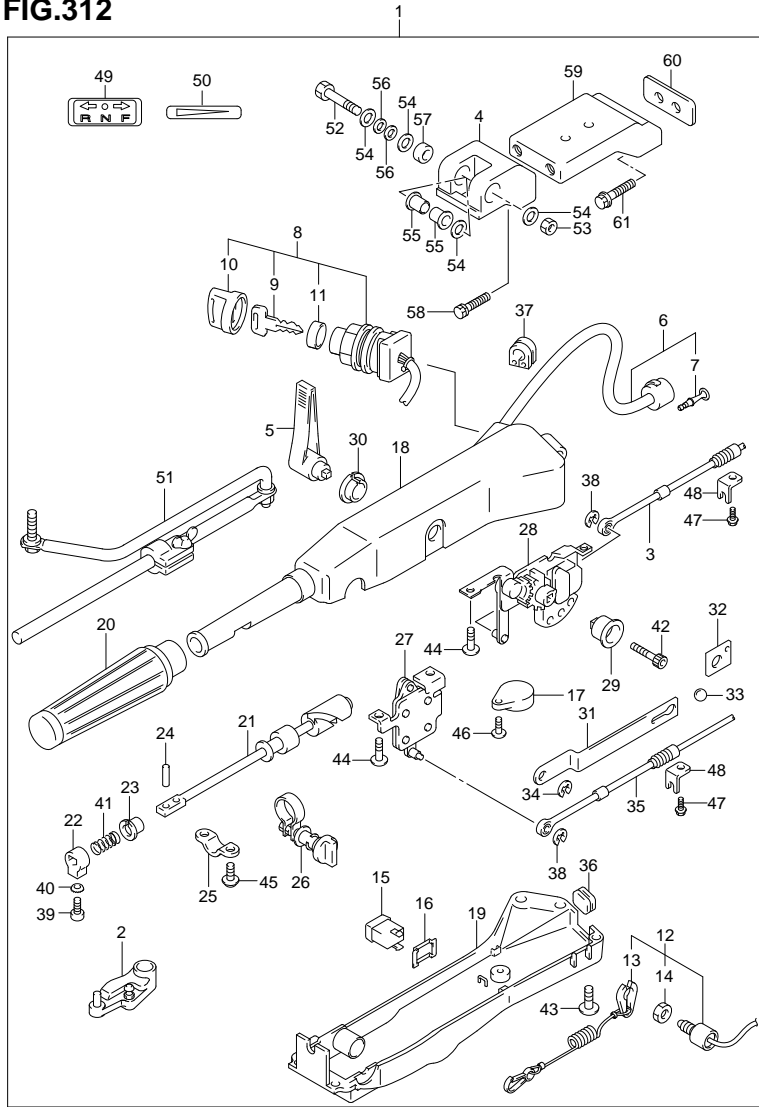


FIG.313

FIG.313 (3-F-10) OPT:TILLER HANDLE (DF60A F40)

REF. NO.	PART NO.	DESCRIPTION	Q'TY	REMARKS
1	63002-88L03-0EP	TILLER HANDLE KIT (BLACK)	1	
2	19120-88L10	·LEVER, THROTTLE	1	
3	23230-88L00	·CABLE, SHIFT	1	
4	43761-87J11-0EP	·BRACKET, TILLER HANDLE (BLACK)	1	
5	21111-87J10-0EP	·LEVER, SHIFT (BLACK)	1	
6	36620-88L00	·WIRE, HANDLE	1	
7	36615-96300	··TERMINAL	3	
8	37110-87J20	·SWITCH, IGNITION	1	
9-1	37141-99E00	··KEY (931)	1	
9-2	37141-99E10	··KEY (932)	1	
9-3	37141-99E20	··KEY (933)	1	
9-4	37141-99E30	··KEY (934)	1	
9-5	37141-99E40	··KEY (935)	1	
9-6	37141-99E50	··KEY (936)	1	
9-7	37141-99E60	··KEY (937)	1	
9-8	37141-99E70	··KEY (938)	1	
9-9	37141-99E80	··KEY (939)	1	
9-10	37141-99E90	··KEY (940)	1	
9-11	37141-99EA0	··KEY (941)	1	
9-12	37141-99EB0	··KEY (942)	1	
10	37143-99E00	··CAP, KEY	1	
11	37149-93J00	··CAP, CYLINDER BODY	1	
12	37820-87J02	·SWITCH, EMERGENCY	1	
13	37823-92E01	··PLATE, LOCK	1	
14	37826-92E00	··NUT	1	
15	37850-87J00	·SWITCH ASSY, TRIM	1	
16	37852-87J00	·PLATE, TRIM SWITCH	1	
17	38500-92X50	·BUZZER	1	
18	63111-87J10-0EP	·HOUSING, TILLER HANDLE (BLACK)	1	
19	63121-87J03	·COVER, UNDER	1	
20	63210-93E30	·GRIP	1	
21	63221-87J00	·SHAFT, THROTTLE	1	
22	63223-92D00	·STOPPER, HANDLE ROD	1	

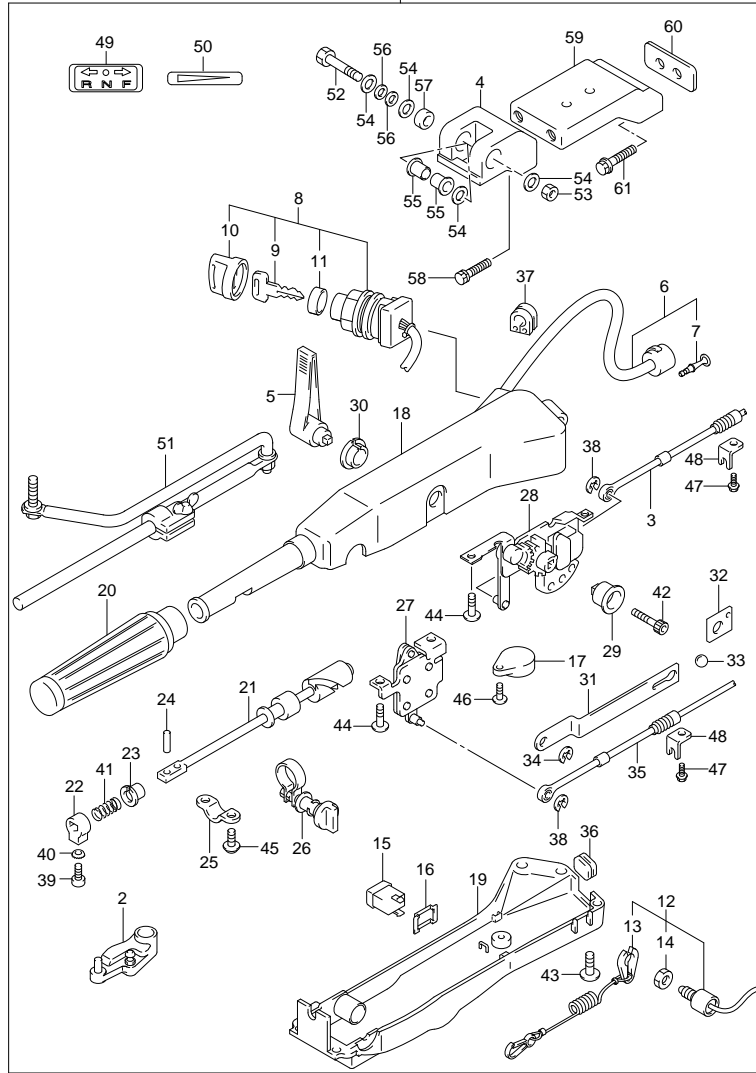
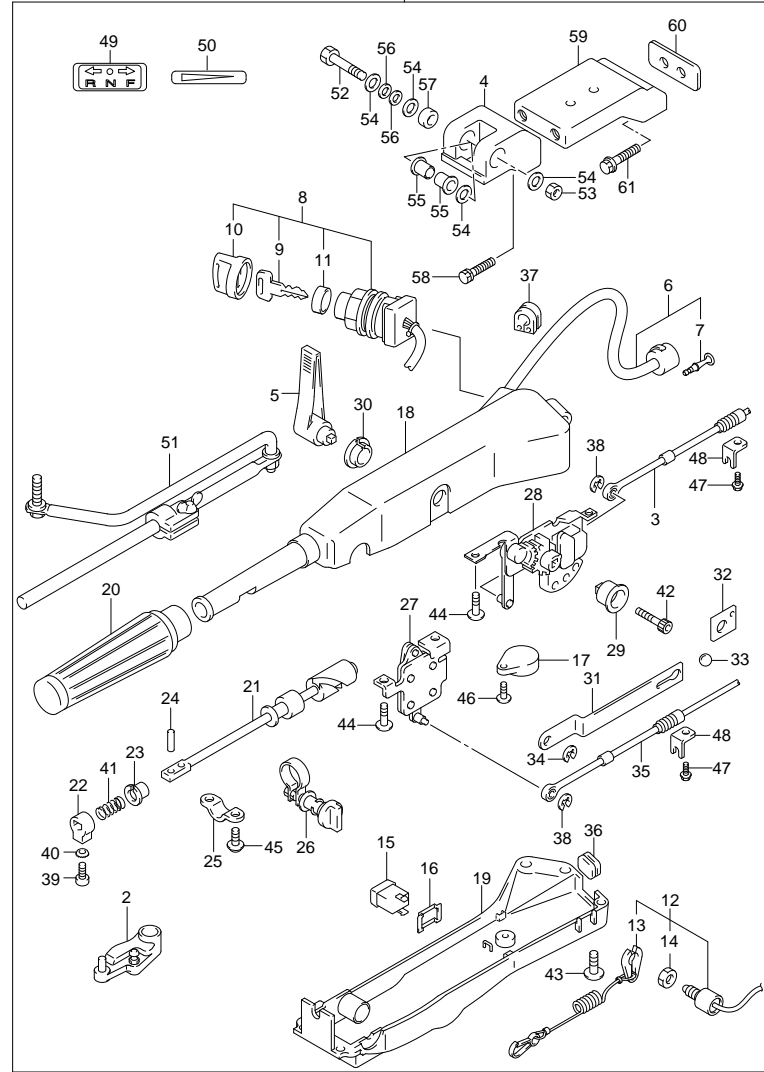


FIG.313



DF40A 50A 60A E01 012_313
OPT:TILLER HANDLE

FIG.313 (3-F-11) OPT:TILLER HANDLE (DF60A E40)

REF. NO.	PART NO.	DESCRIPTION	Q'TY	REMARKS
23	63225-93200	·BUSH, HANDLE ROD	1	
24	63227-93200	·PIN, HANDLE ROD	1	
25	63235-87J00	·PLATE, THROTTLE SHAFT	1	
26	63240-87J00	·ADJUSTER, THROTTLE GRIP	1	
27	63250-87J01	·ARM, THROTTLE	1	
28	63260-87J02	·GEAR, SHIFT	1	
29	63261-87J00	·BUSH, SHIFT GEAR	1	
30	63262-87J00	·BUSH, SHIFT LEVER	1	
31	63271-87J00	·PLATE, LOCK	1	
32	63272-87J00	·PLATE, BALL GUIDE	1	
33	63273-87J00	·BALL	1	
34	63274-87J00	·E RING	1	
35	63610-88L00	·CABLE, THROTTLE	1	
36	63625-99E00	·GROMMET, THROTTLE CABLE	1	
37	63626-99E01	·GROMMET, HANDLE WIRE	1	
38	67292-87J00	·E RING	2	
39	09126-06015	·SCREW (6X23)	1	
40	09163-06001	·LOCK WASHER	1	
41	09440-12027	·SPRING	1	
42	09106-08099	·BOLT (8X50)	1	
43	09125-05047	·SCREW (5X14)	6	
44	63251-87J00	·BOLT (6X12)	4	
45	09136-05008	·SCREW (5X12)	2	
46	02142-05207	·SCREW	1	
47	63611-87J00	·BOLT, CLAMP BRACKET	2	
48	63612-87J00	·BRACKET, CLAMP	2	
49	21131-96010	·MARK, CLUTCH SHIFT	1	
50	63215-93110	·MARK, HANDLE GRIP	1	
51	43770-99E03	·ADJUSTER, STEERING	1	
52	09100-10264	·BOLT (10X80)	1	
53	09159-10050	·NUT	1	
54	09160-10114	·WASHER (10.5X22X1.5)	4	
55	09306-10020	·BUSH	2	
56	09164-10016	·WASHER	2	

FIG.313

FIG.313 (3-F-12) OPT:TILLER HANDLE (DF60A F40)

REF NO.	PART NO.	DESCRIPTION	QTY	REMARKS
57	43768-90J01	·SPACER, TILLER HANDLE	1	
58	09117-10058	·BOLT (10X45)	2	
59	43755-87L12-0EP	·EXTENSION, STRG BRKT (BLACK)	1	
60	43776-87L00	·SPACER, STRG BRACKET	1	
61	09116-10150	·BOLT (10X55)	2	

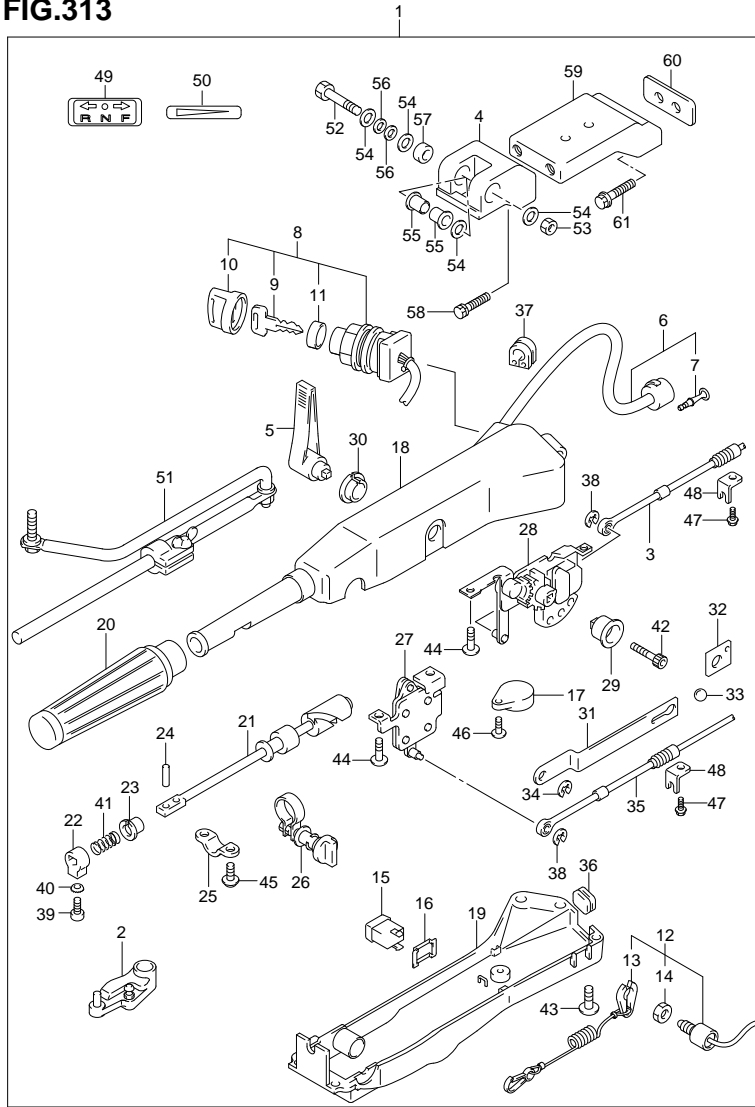


FIG.314

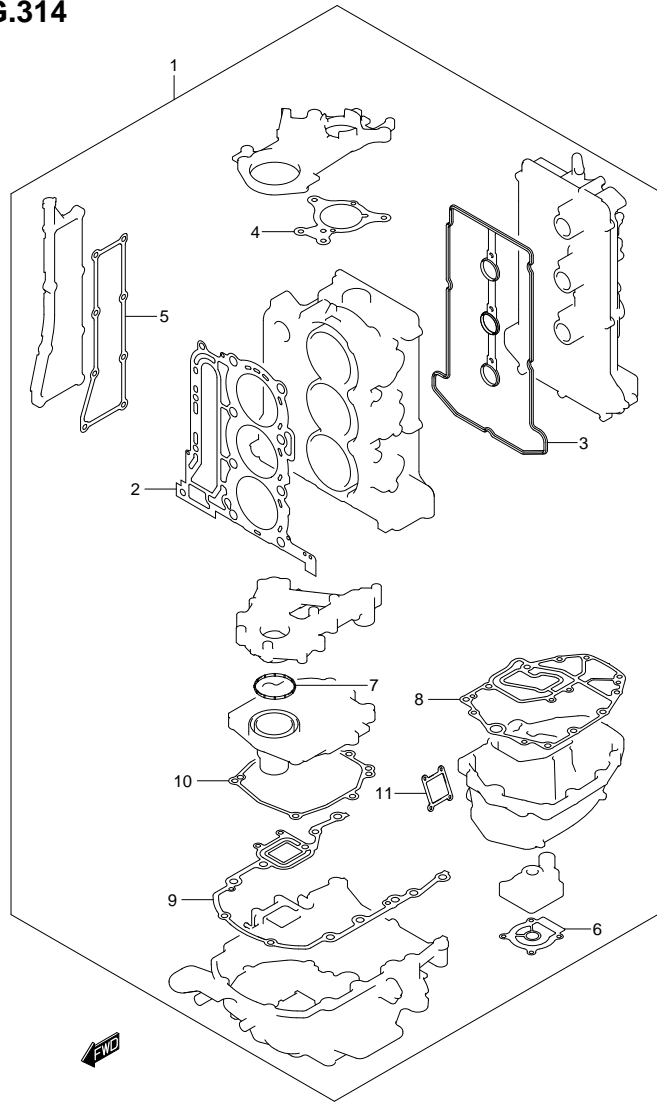


FIG.314 (3-F-13) OPT:GASKET SET (DF40A E1)

REF NO.	PART NO.	DESCRIPTION	Q'TY	REMARKS
1	11400-88870	GASKET SET	1	
2	11141-88L00	·GASKET, CYLINDER HEAD	1	
3	11189-88L00	·GASKET, CYLINDER HEAD COVER	1	
4	11413-88L00	·GASKET, UPPER OIL SEAL	1	
5	14151-88L00	·GASKET, EXHAUST COVER	1	
6	17472-96303	·GASKET, PUMP CASE UNDER	1	
7	11433-88L00	·GASKET, UNDER OIL SEAL	1	
8	11489-88L00	·GASKET, OIL PAN	1	
9	51211-88L00	·GASKET, ENGINE HOLDER	1	
10	51123-88L00	·GASKET, MOUNT CASE COVER	1	
11	11552-88L00	·GASKET, OIL PAN WTR JKT COV	1	
12-1	99011-88L10-054	MANUAL, OWNER'S (ENGLISH/VIETNAMESE)	1	
12-2	99011-88L10-059	MANUAL, OWNER'S (EN/FR/GE/IT/DU/SW)	1	

FIG.315

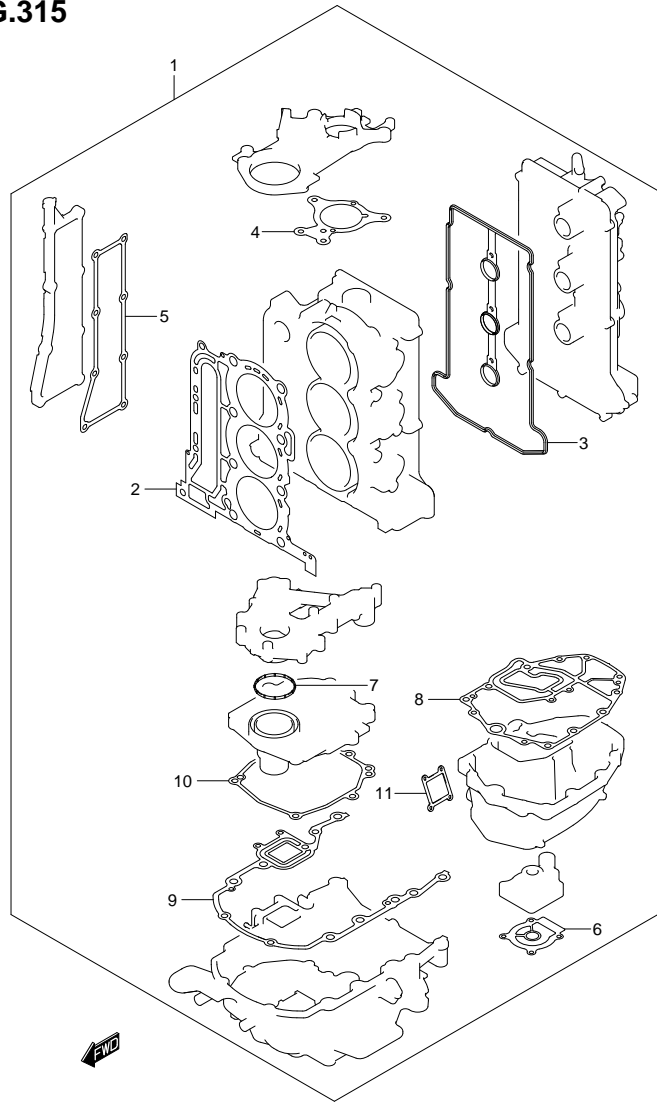


FIG.315 (3-F-14) OPT:GASKET SET (DF40AQH E1)

REF. NO.	PART NO.	DESCRIPTION	Q' TY	REMARKS
1	11400-88870	GASKET SET	1	
2	11141-88L00	·GASKET, CYLINDER HEAD	1	
3	11189-88L00	·GASKET, CYLINDER HEAD COVER	1	
4	11413-88L00	·GASKET, UPPER OIL SEAL	1	
5	14151-88L00	·GASKET, EXHAUST COVER	1	
6	17472-96303	·GASKET, PUMP CASE UNDER	1	
7	11433-88L00	·GASKET, UNDER OIL SEAL	1	
8	11489-88L00	·GASKET, OIL PAN	1	
9	51211-88L00	·GASKET, ENGINE HOLDER	1	
10	51123-88L00	·GASKET, MOUNT CASE COVER	1	
11	11552-88L00	·GASKET, OIL PAN WTR JKT COV	1	
12-1	99011-88L10-054	MANUAL, OWNER'S (ENGLISH/VIETNAMESE)	1	
12-2	99011-88L10-059	MANUAL, OWNER'S (EN/FR/GE/IT/DU/SW)	1	

FIG.316

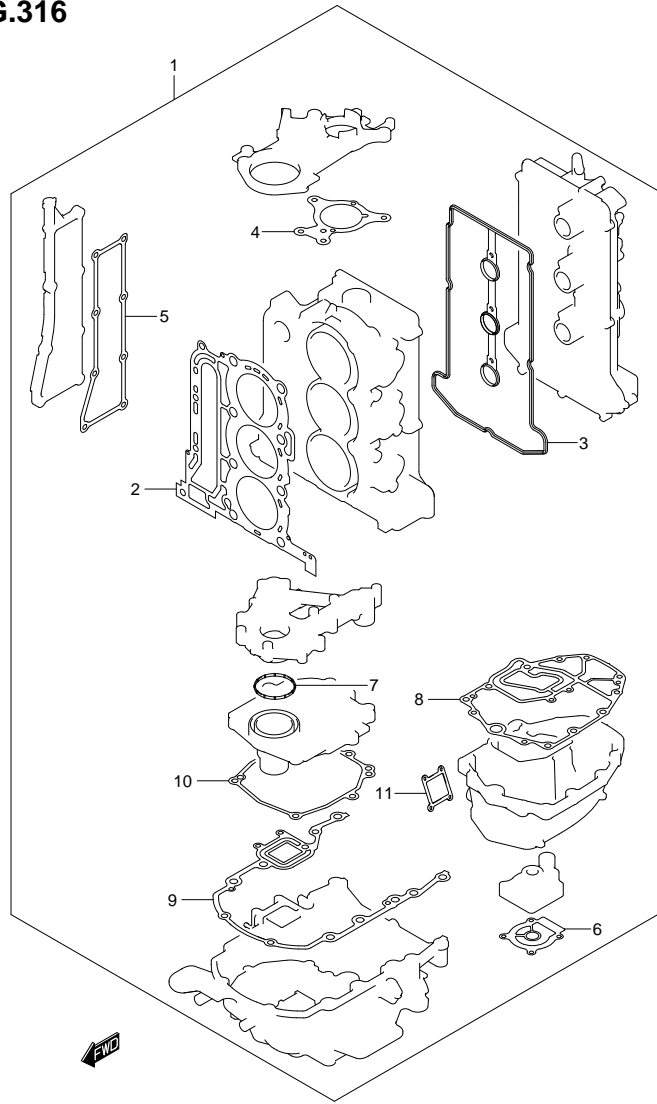


FIG.316 (3-F-15) OPT:GASKET SET (DF40AST E34)

REF NO.	PART NO.	DESCRIPTION	Q'TY	REMARKS
1	11400-88870	GASKET SET	1	
2	11141-88L00	·GASKET, CYLINDER HEAD	1	
3	11189-88L00	·GASKET, CYLINDER HEAD COVER	1	
4	11413-88L00	·GASKET, UPPER OIL SEAL	1	
5	14151-88L00	·GASKET, EXHAUST COVER	1	
6	17472-96303	·GASKET, PUMP CASE UNDER	1	
7	11433-88L00	·GASKET, UNDER OIL SEAL	1	
8	11489-88L00	·GASKET, OIL PAN	1	
9	51211-88L00	·GASKET, ENGINE HOLDER	1	
10	51123-88L00	·GASKET, MOUNT CASE COVER	1	
11	11552-88L00	·GASKET, OIL PAN WTR JKT COV	1	
12	99011-88L10-054	MANUAL, OWNER'S (ENGLISH/VIETNAMESE)	1	

FIG.317

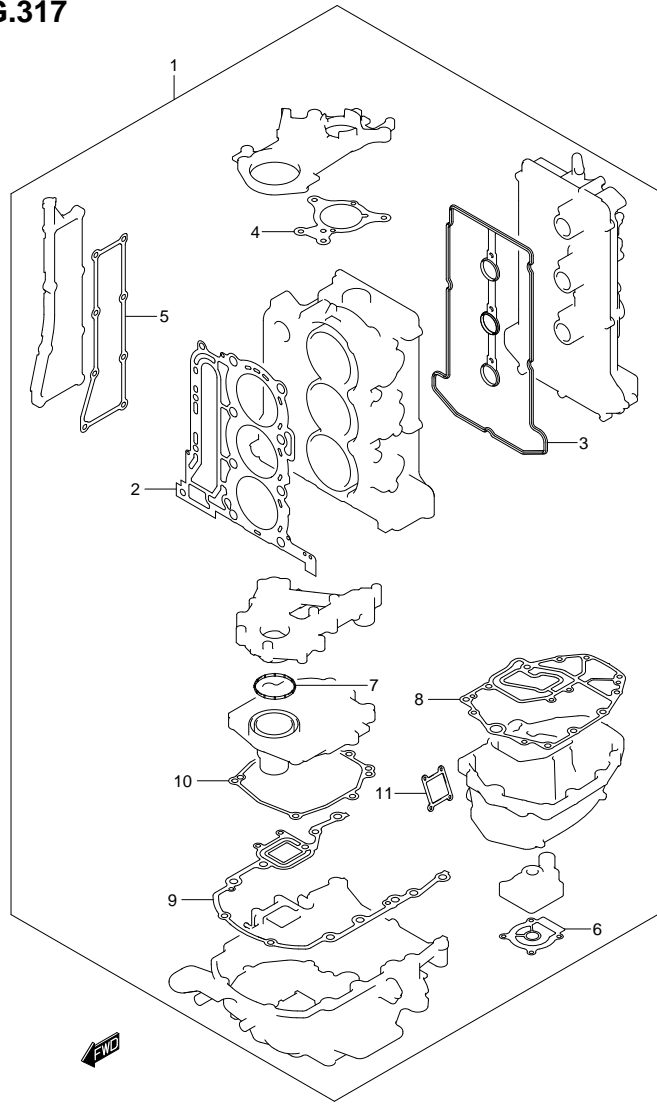


FIG.317 (3-G-2) OPT:GASKET SET (DF50A E1)

REF NO.	PART NO.	DESCRIPTION	Q'TY	REMARKS
1	11400-88870	GASKET SET	1	
2	11141-88L00	·GASKET, CYLINDER HEAD	1	
3	11189-88L00	·GASKET, CYLINDER HEAD COVER	1	
4	11413-88L00	·GASKET, UPPER OIL SEAL	1	
5	14151-88L00	·GASKET, EXHAUST COVER	1	
6	17472-96303	·GASKET, PUMP CASE UNDER	1	
7	11433-88L00	·GASKET, UNDER OIL SEAL	1	
8	11489-88L00	·GASKET, OIL PAN	1	
9	51211-88L00	·GASKET, ENGINE HOLDER	1	
10	51123-88L00	·GASKET, MOUNT CASE COVER	1	
11	11552-88L00	·GASKET, OIL PAN WTR JKT COV	1	
12-1	99011-88L10-054	MANUAL, OWNER'S (ENGLISH/VIETNAMESE)	1	
12-2	99011-88L10-059	MANUAL, OWNER'S (EN/FR/GE/IT/DU/SW)	1	

FIG.318

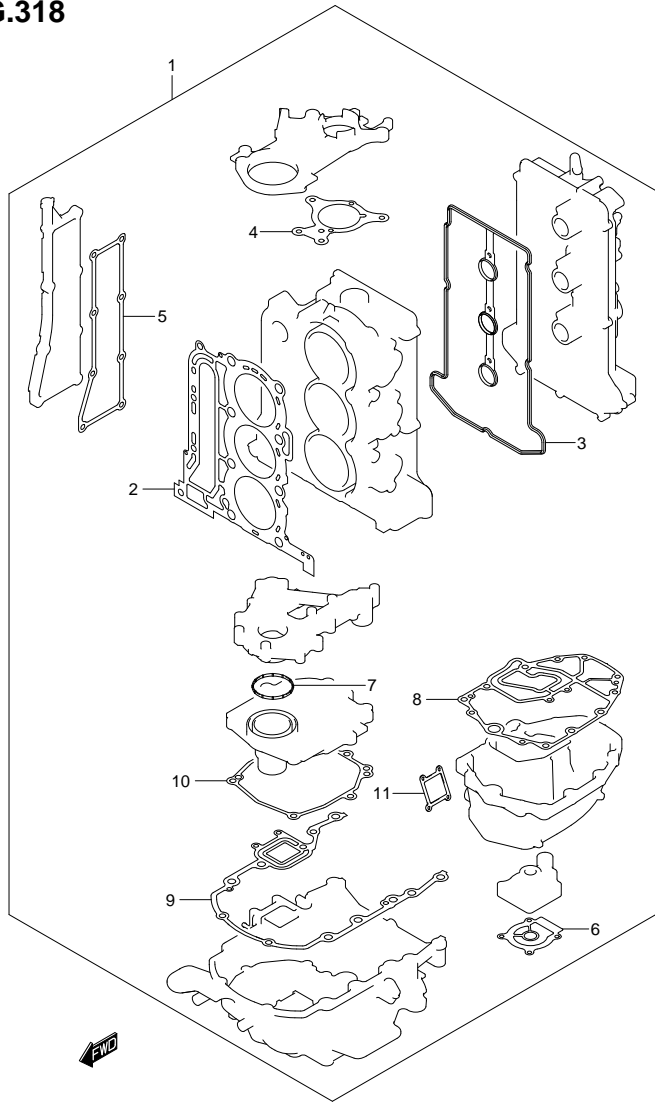


FIG. 318 (3-G-3) OPT:GASKET SET (DF50ATH E1)

REF NO.	PART NO.	DESCRIPTION	Q'TY	REMARKS
1	11400-88870	GASKET SET	1	
2	11141-88L00	·GASKET, CYLINDER HEAD	1	
3	11189-88L00	·GASKET, CYLINDER HEAD COVER	1	
4	11413-88L00	·GASKET, UPPER OIL SEAL	1	
5	14151-88L00	·GASKET, EXHAUST COVER	1	
6	17472-96303	·GASKET, PUMP CASE UNDER	1	
7	11433-88L00	·GASKET, UNDER OIL SEAL	1	
8	11489-88L00	·GASKET, OIL PAN	1	
9	51211-88L00	·GASKET, ENGINE HOLDER	1	
10	51123-88L00	·GASKET, MOUNT CASE COVER	1	
11	11552-88L00	·GASKET, OIL PAN WTR JKT COV	1	
12-1	99011-88L10-054	MANUAL, OWNER'S (ENGLISH/VIETNAMESE)	1	
12-2	99011-88L10-059	MANUAL, OWNER'S (EN/FR/GE/IT/DU/SW)	1	

FIG.319

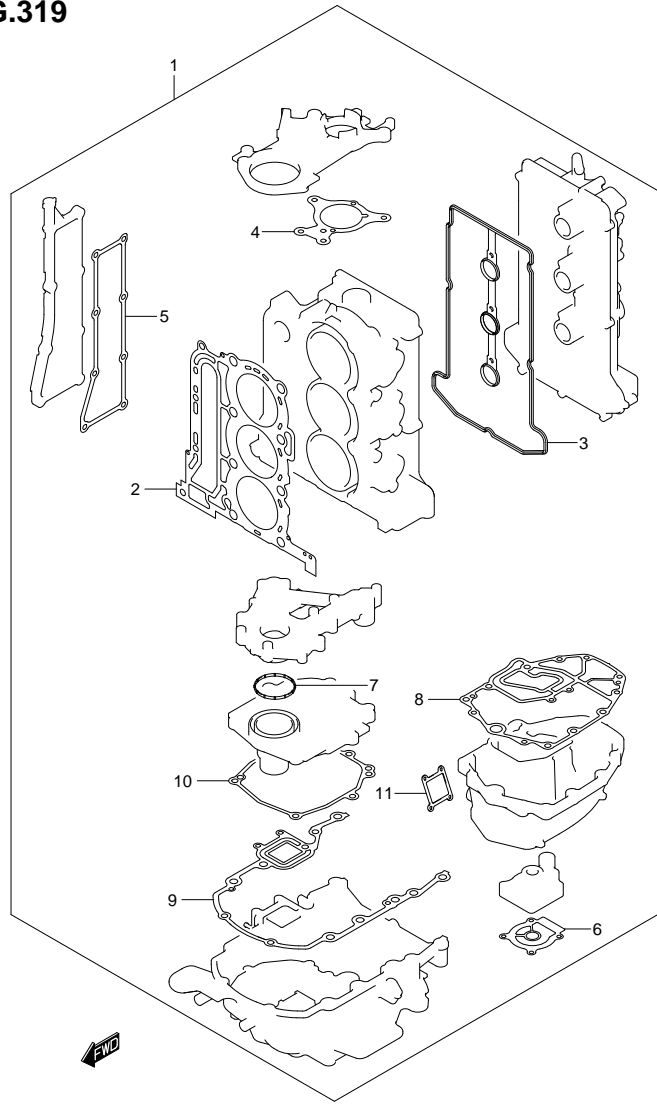


FIG.319 (3-G-4) OPT:GASKET SET (DF60A E1)

REF NO.	PART NO.	DESCRIPTION	Q'TY	REMARKS
1	11400-88870	GASKET SET	1	
2	11141-88L00	·GASKET, CYLINDER HEAD	1	
3	11189-88L00	·GASKET, CYLINDER HEAD COVER	1	
4	11413-88L00	·GASKET, UPPER OIL SEAL	1	
5	14151-88L00	·GASKET, EXHAUST COVER	1	
6	17472-96303	·GASKET, PUMP CASE UNDER	1	
7	11433-88L00	·GASKET, UNDER OIL SEAL	1	
8	11489-88L00	·GASKET, OIL PAN	1	
9	51211-88L00	·GASKET, ENGINE HOLDER	1	
10	51123-88L00	·GASKET, MOUNT CASE COVER	1	
11	11552-88L00	·GASKET, OIL PAN WTR JKT COV	1	
12-1	99011-88L10-054	MANUAL, OWNER'S (ENGLISH/VIETNAMESE)	1	
12-2	99011-88L10-059	MANUAL, OWNER'S (EN/FR/GE/IT/DU/SW)	1	

FIG.320

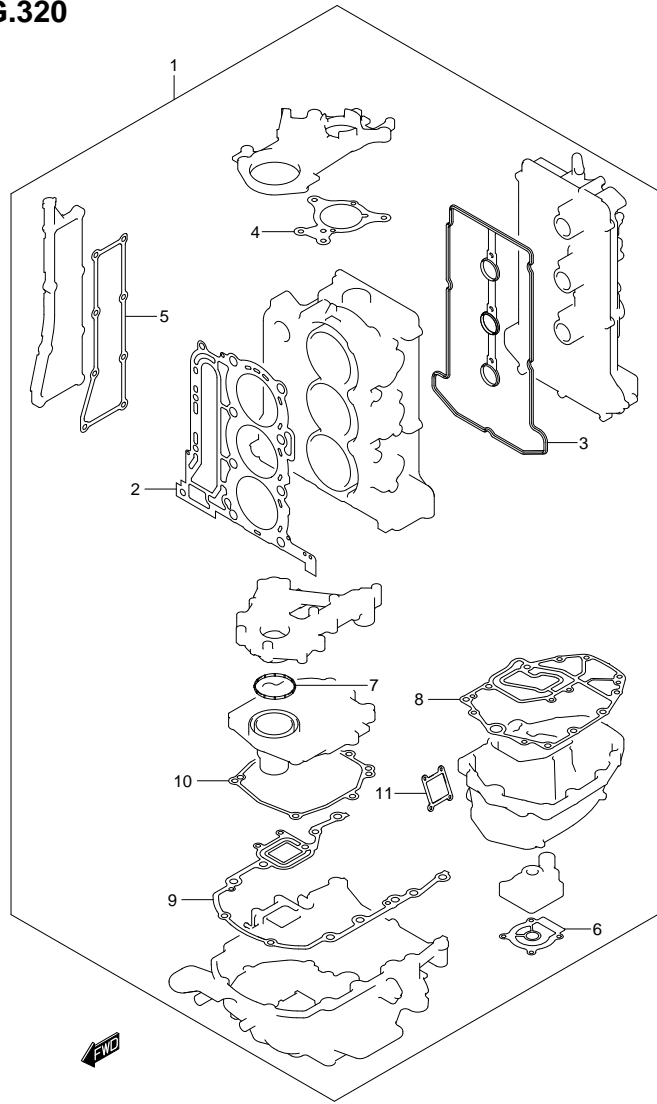


FIG. 320 (3-G-5) OPT:GASKET SET (DF60A E40)

REF NO.	PART NO.	DESCRIPTION	Q' TY	REMARKS
1	11400-88870	GASKET SET	1	
2	11141-88L00	·GASKET, CYLINDER HEAD	1	
3	11189-88L00	·GASKET, CYLINDER HEAD COVER	1	
4	11413-88L00	·GASKET, UPPER OIL SEAL	1	
5	14151-88L00	·GASKET, EXHAUST COVER	1	
6	17472-96303	·GASKET, PUMP CASE UNDER	1	
7	11433-88L00	·GASKET, UNDER OIL SEAL	1	
8	11489-88L00	·GASKET, OIL PAN	1	
9	51211-88L00	·GASKET, ENGINE HOLDER	1	
10	51123-88L00	·GASKET, MOUNT CASE COVER	1	
11	11552-88L00	·GASKET, OIL PAN WTR JKT COV	1	
12	99011-88L10-059	MANUAL, OWNER'S (EN/FR/GE/IT/DU/SW)	1	

FIG.321

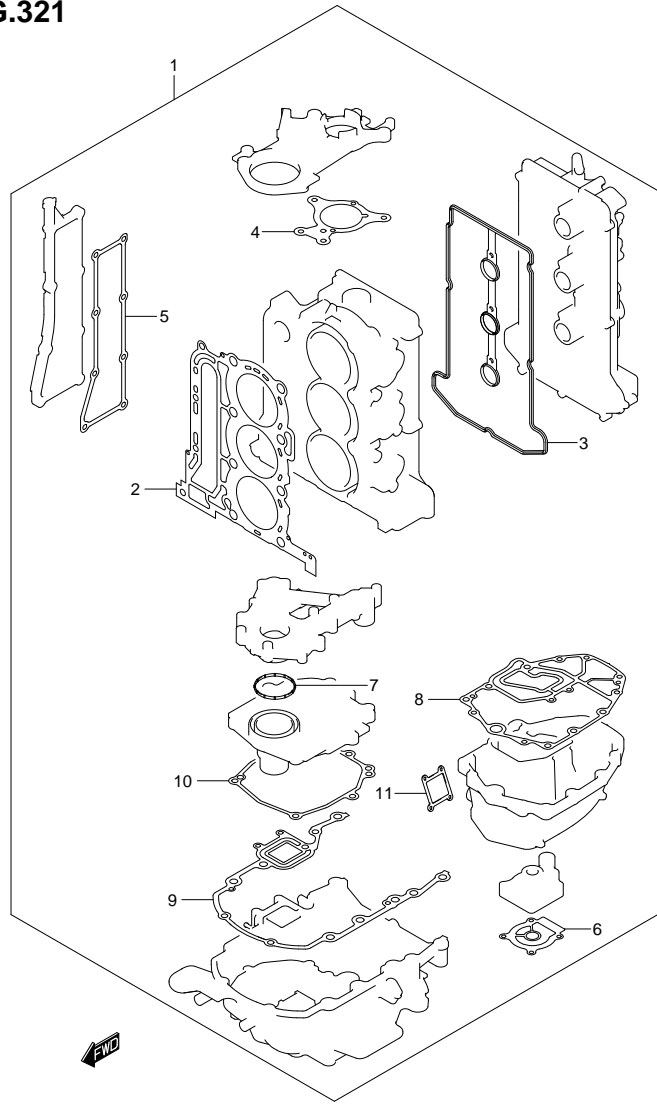


FIG. 321 (3-G-6) OPT:GASKET SET (DF60AQH E1)

REF NO.	PART NO.	DESCRIPTION	Q'TY	REMARKS
1	11400-88870	GASKET SET	1	
2	11141-88L00	·GASKET, CYLINDER HEAD	1	
3	11189-88L00	·GASKET, CYLINDER HEAD COVER	1	
4	11413-88L00	·GASKET, UPPER OIL SEAL	1	
5	14151-88L00	·GASKET, EXHAUST COVER	1	
6	17472-96303	·GASKET, PUMP CASE UNDER	1	
7	11433-88L00	·GASKET, UNDER OIL SEAL	1	
8	11489-88L00	·GASKET, OIL PAN	1	
9	51211-88L00	·GASKET, ENGINE HOLDER	1	
10	51123-88L00	·GASKET, MOUNT CASE COVER	1	
11	11552-88L00	·GASKET, OIL PAN WTR JKT COV	1	
12-1	99011-88L10-054	MANUAL, OWNER'S (ENGLISH/VIETNAMESE)	1	
12-2	99011-88L10-059	MANUAL, OWNER'S (EN/FR/GE/IT/DU/SW)	1	

FIG.322

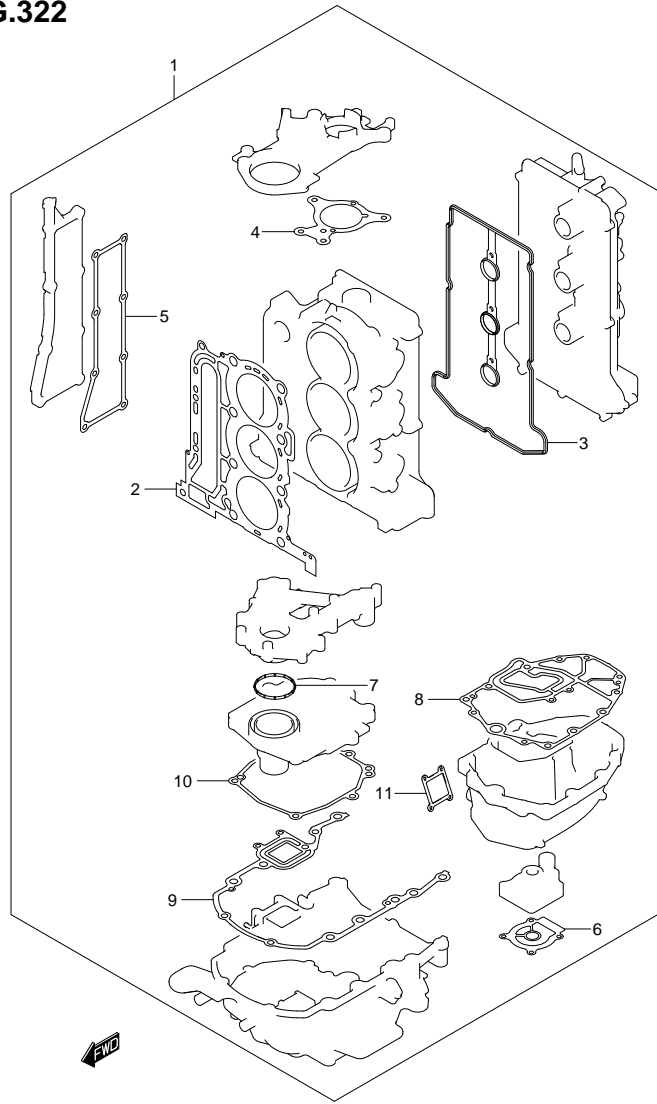


FIG. 322 (3-G-7) OPT:GASKET SET (DF60AQH E40)

REF NO.	PART NO.	DESCRIPTION	Q' TY	REMARKS
1	11400-88870	GASKET SET	1	
2	11141-88L00	·GASKET, CYLINDER HEAD	1	
3	11189-88L00	·GASKET, CYLINDER HEAD COVER	1	
4	11413-88L00	·GASKET, UPPER OIL SEAL	1	
5	14151-88L00	·GASKET, EXHAUST COVER	1	
6	17472-96303	·GASKET, PUMP CASE UNDER	1	
7	11433-88L00	·GASKET, UNDER OIL SEAL	1	
8	11489-88L00	·GASKET, OIL PAN	1	
9	51211-88L00	·GASKET, ENGINE HOLDER	1	
10	51123-88L00	·GASKET, MOUNT CASE COVER	1	
11	11552-88L00	·GASKET, OIL PAN WTR JKT COV	1	
12	99011-88L10-059	MANUAL, OWNER'S (EN/FR/GE/IT/DU/SW)	1	

FIG.323

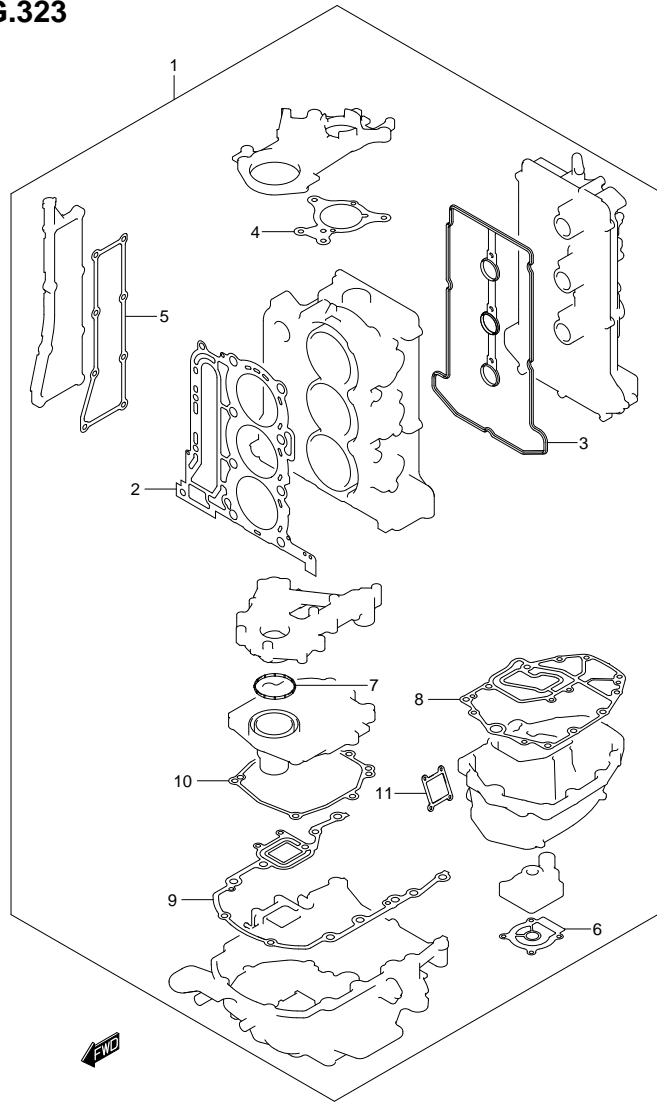


FIG. 323 (3-G-8) OPT:GASKET SET (DF60ATH E1)

REF NO.	PART NO.	DESCRIPTION	Q'TY	REMARKS
1	11400-88870	GASKET SET	1	
2	11141-88L00	·GASKET, CYLINDER HEAD	1	
3	11189-88L00	·GASKET, CYLINDER HEAD COVER	1	
4	11413-88L00	·GASKET, UPPER OIL SEAL	1	
5	14151-88L00	·GASKET, EXHAUST COVER	1	
6	17472-96303	·GASKET, PUMP CASE UNDER	1	
7	11433-88L00	·GASKET, UNDER OIL SEAL	1	
8	11489-88L00	·GASKET, OIL PAN	1	
9	51211-88L00	·GASKET, ENGINE HOLDER	1	
10	51123-88L00	·GASKET, MOUNT CASE COVER	1	
11	11552-88L00	·GASKET, OIL PAN WTR JKT COV	1	
12-1	99011-88L10-054	MANUAL, OWNER'S (ENGLISH/VIETNAMESE)	1	
12-2	99011-88L10-059	MANUAL, OWNER'S (EN/FR/GE/IT/DU/SW)	1	

FIG.324

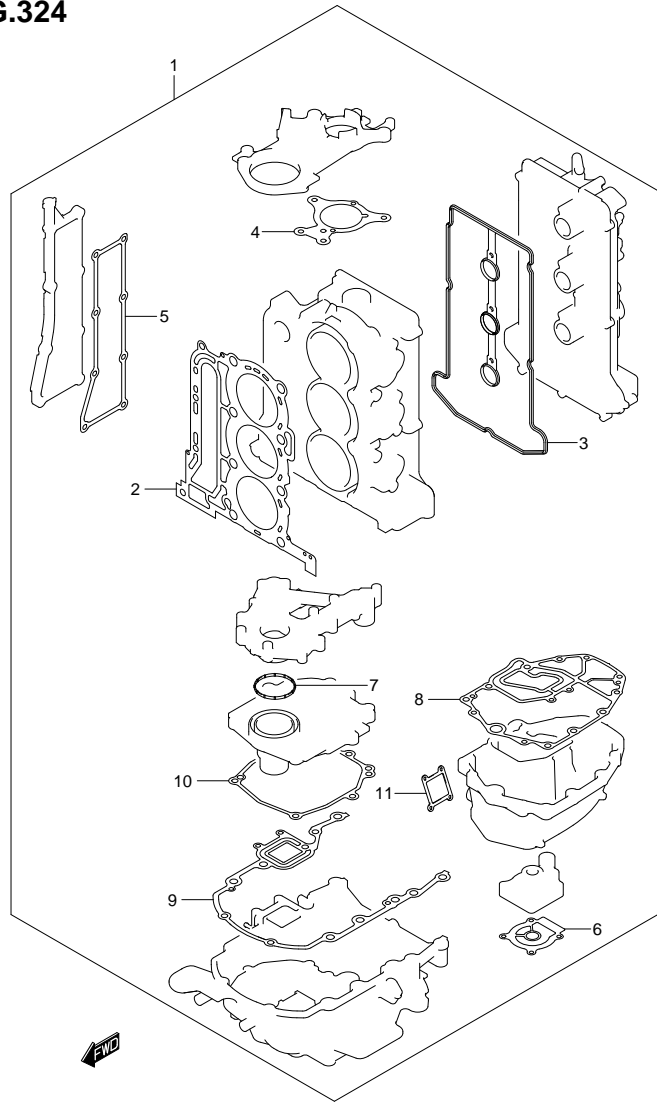


FIG. 324 (3-G-9) OPT:GASKET SET (DF60ATH E40)

REF NO.	PART NO.	DESCRIPTION	Q' TY	REMARKS
1	11400-88870	GASKET SET	1	
2	11141-88L00	·GASKET, CYLINDER HEAD	1	
3	11189-88L00	·GASKET, CYLINDER HEAD COVER	1	
4	11413-88L00	·GASKET, UPPER OIL SEAL	1	
5	14151-88L00	·GASKET, EXHAUST COVER	1	
6	17472-96303	·GASKET, PUMP CASE UNDER	1	
7	11433-88L00	·GASKET, UNDER OIL SEAL	1	
8	11489-88L00	·GASKET, OIL PAN	1	
9	51211-88L00	·GASKET, ENGINE HOLDER	1	
10	51123-88L00	·GASKET, MOUNT CASE COVER	1	
11	11552-88L00	·GASKET, OIL PAN WTR JKT COV	1	
12	99011-88L10-059	MANUAL, OWNER'S (EN/FR/GE/IT/DU/SW)	1	

PART NO.	FIG. NO. -REF. NO.	PART NO.	FIG. NO. -REF. NO.	PART NO.	FIG. NO. -REF. NO.
10000			315 - 1		315 - 7
			316 - 1		316 - 7
			317 - 1		317 - 7
			318 - 1		318 - 7
			319 - 1		319 - 7
11100-88L00	1 - 1		320 - 1		320 - 7
11112-88L00	2 - 7		321 - 1		321 - 7
11115-73G01-001	1 - 2		322 - 1		322 - 7
	1 - 29		323 - 1		323 - 7
11117-89J20	2 - 4		324 - 1		324 - 7
11119-87J00	1 - 10	11411-88L00	3 - 6	11489-88L00	75 - 1
11141-88L00	1 - 11		4 - 6		314 - 8
	314 - 2		5 - 6		315 - 8
	315 - 2		6 - 6		316 - 8
	316 - 2		7 - 6		317 - 8
	317 - 2		8 - 6		318 - 8
	318 - 2		9 - 6		319 - 8
	319 - 2		10 - 6		320 - 8
	320 - 2		11 - 6		321 - 8
	321 - 2		12 - 6		322 - 8
	322 - 2	11413-88L00	13 - 6		323 - 8
	323 - 2		3 - 7		324 - 8
	324 - 2		4 - 7	11501-88L00-0EP	75 - 2
11170-88L10	1 - 16		5 - 7	11510-88L00	3 - 1
11173-88L00	1 - 20		6 - 7		4 - 1
11174-88L00	1 - 22		7 - 7		5 - 1
11189-88L00	1 - 17		8 - 7		6 - 1
	314 - 3		9 - 7		7 - 1
	315 - 3		10 - 7		8 - 1
	316 - 3		11 - 7		9 - 1
	317 - 3		12 - 7		10 - 1
	318 - 3		13 - 7		11 - 1
	319 - 3		314 - 4		12 - 1
	320 - 3		315 - 4	11514-88L00	13 - 1
	321 - 3		316 - 4		3 - 5
	322 - 3		317 - 4		4 - 5
	323 - 3		318 - 4		5 - 5
	324 - 3		319 - 4		6 - 5
11194-88L10	1 - 26		320 - 4		7 - 5
11196-88L00	62 - 8		321 - 4		8 - 5
11261-93J00	1 - 5		322 - 4		9 - 5
11291-88L00	2 - 1		323 - 4		10 - 5
11301-88L00	2 - 3		324 - 4		11 - 5
11382-99E00	1 - 14	11433-88L00	74 - 1		12 - 5
11400-88870	314 - 1		314 - 7		13 - 5

PART NO.	FIG. NO. -REF. NO.	PART NO.	FIG. NO. -REF. NO.	PART NO.	FIG. NO. -REF. NO.
11543-88L00	75 - 11	12892-73G01-218	16 - 8	12931-78G00	16 - 12
11551-88L00-0EP	75 - 6	12892-73G01-220	16 - 8	12932-24400	16 - 13
11552-88L00	75 - 7	12892-73G01-222	16 - 8	12933-51E00	16 - 14
	314 - 11	12892-73G01-224	16 - 8	13110-88L00	17 - 1
	315 - 11	12892-73G01-226	16 - 8	13119-88L00	17 - 2
	316 - 11	12892-73G01-228	16 - 8	13125-88L00	17 - 3
	317 - 11	12892-73G01-230	16 - 8	13300-88L00	63 - 1
	318 - 11	12892-73G01-232	16 - 8		64 - 1
	319 - 11	12892-73G01-234	16 - 8		65 - 1
	320 - 11	12892-73G01-236	16 - 8		66 - 1
	321 - 11	12892-73G01-238	16 - 8		67 - 1
	322 - 11	12892-73G01-240	16 - 8		68 - 1
	323 - 11	12892-73G01-242	16 - 8		69 - 1
	324 - 11	12892-73G01-244	16 - 8		70 - 1
12100-51810-0A0	14 - 8	12892-73G01-246	16 - 8		71 - 1
12100-51810-0B0	14 - 8	12892-73G01-248	16 - 8		72 - 1
12100-51810-0C0	14 - 8	12892-73G01-250	16 - 8		73 - 1
12100-51810-0D0	14 - 8	12892-73G01-252	16 - 8	13315-88L00	63 - 2
12100-51810-0E0	14 - 8	12892-73G01-254	16 - 8		64 - 2
12100-88L00-050	14 - 13	12892-73G01-256	16 - 8		65 - 2
12111-88L00	14 - 1	12892-73G01-258	16 - 8		66 - 2
12140-88L00	14 - 2	12892-73G01-260	16 - 8		67 - 2
12140-88L00-050	14 - 14	12892-73G01-262	16 - 8		68 - 2
12151-54A50	14 - 3	12892-73G01-264	16 - 8		69 - 2
12160-88L01	14 - 5	12892-73G01-266	16 - 8		70 - 2
12163-69J00	14 - 6	12892-73G01-268	16 - 8		71 - 2
12220-88L00	14 - 9	12892-73G01-270	16 - 8		72 - 2
12281-87J00	14 - 12	12892-73G01-272	16 - 8		73 - 2
12340-75FA0-0A0	14 - 10	12892-73G01-274	16 - 8	13370-88L00	18 - 2
12340-75FA0-0B0	14 - 10	12892-73G01-276	16 - 8		19 - 2
12340-75F00-0C0	14 - 10	12892-73G01-278	16 - 8		20 - 2
12340-75F00-0D0	14 - 10	12892-73G01-280	16 - 8		21 - 2
12340-75F00-0E0	14 - 10	12892-73G01-282	16 - 8		22 - 2
12710-88L00	16 - 1	12892-73G01-284	16 - 8		23 - 2
12720-88L00	16 - 2	12892-73G01-286	16 - 8		25 - 2
12741-88L00	16 - 3	12892-73G01-288	16 - 8		27 - 2
12761-88L00	15 - 1	12892-73G01-290	16 - 8	13370-88L10	24 - 2
12771-87J00	15 - 2	12892-73G01-292	16 - 8		26 - 2
12776-85FA0	15 - 3	12892-73G01-294	16 - 8		28 - 2
12811-88L00	15 - 4	12892-73G01-296	16 - 8	13510-88L00	63 - 6
12812-73G10	15 - 7	12892-73G01-298	16 - 8		64 - 6
12813-73G00	15 - 8	12892-73G01-300	16 - 8		65 - 6
12821-88L00	15 - 11	12911-88L00	16 - 9		66 - 6
12831-90J02	15 - 9	12915-73G20	16 - 10		67 - 6
12891-73G01	16 - 7	12921-87J10	16 - 11		68 - 6

DF40A/50A/60A E01 01

PART NO.	FIG. NO. -REF. NO.	PART NO.	FIG. NO. -REF. NO.	PART NO.	FIG. NO. -REF. NO.
13510-88L00	69 - 6 70 - 6 71 - 6 72 - 6 73 - 6	15192-88L11	47 - 10 48 - 10 49 - 10 50 - 10 42 - 11	15419-87J00	48 - 4 49 - 4 50 - 4 40 - 5 41 - 5
13614-89J00	24 - 15 26 - 15 28 - 15		45 - 11 46 - 11 47 - 11		42 - 5 43 - 5 44 - 5
13614-93J00	24 - 16 26 - 16		48 - 11 49 - 11		45 - 5 46 - 5
13810-88L00	28 - 16	15192-88L20	50 - 11		47 - 5
13813-88L00	17 - 10		40 - 11		48 - 5
13815-88L00	17 - 11		41 - 11		49 - 5
14141-88L00	65 - 12		43 - 11	15421-88L00	50 - 5
	17 - 13		44 - 11		40 - 8
14151-88L00	17 - 14 314 - 5 315 - 5 316 - 5 317 - 5	15197-88L00	40 - 15 41 - 15 42 - 15 43 - 15 44 - 15		41 - 8 42 - 8 43 - 8 44 - 8 45 - 8
	318 - 5 319 - 5 320 - 5 321 - 5 322 - 5		45 - 15 46 - 15 47 - 15 48 - 15 49 - 15		46 - 8 47 - 8 48 - 8 49 - 8 50 - 8
15100-90J11	323 - 5 324 - 5 40 - 1 41 - 1 42 - 1	15200-88L00	50 - 15 18 - 3 19 - 3 20 - 3 21 - 3	15422-96J00	40 - 7 41 - 7 42 - 7 43 - 7 44 - 7
	43 - 1 44 - 1 45 - 1 46 - 1 47 - 1	15200-88L10	22 - 3 23 - 3 25 - 3 27 - 3 24 - 3		45 - 7 46 - 7 47 - 7 48 - 7 49 - 7
15191-88L10	48 - 1 49 - 1 50 - 1 40 - 10 41 - 10	15410-88L00	26 - 3 28 - 3 40 - 4 41 - 4 42 - 4	15600-88L01	50 - 7 18 - 1 19 - 1 20 - 1 21 - 1
	42 - 10 43 - 10 44 - 10 45 - 10 46 - 10		43 - 4 44 - 4 45 - 4 46 - 4 47 - 4	15600-88L11	22 - 1 23 - 1 25 - 1 27 - 1 24 - 1

PART NO.	FIG. NO. -REF. NO.	PART NO.	FIG. NO. -REF. NO.	PART NO.	FIG. NO. -REF. NO.
15600-88L11	26 - 1 28 - 1	15628-99E00	28 - 4 18 - 5 19 - 5 20 - 5 21 - 5	15641-88L40	18 - 19 19 - 19 20 - 19 21 - 19 22 - 19
15612-99E01	18 - 21 19 - 21 20 - 21				
	21 - 21 22 - 21 23 - 21 24 - 21 25 - 21		22 - 5 23 - 5 24 - 5 25 - 5 26 - 5	15641-88L50	23 - 19 25 - 19 27 - 19 24 - 19 26 - 19
15613-88L00	26 - 21 27 - 21 28 - 21 18 - 22 19 - 22	15629-99E10	27 - 5 28 - 5 18 - 6 19 - 6 20 - 6	15642-88L00	28 - 19 18 - 8 19 - 8 20 - 8 21 - 8
	20 - 22 21 - 22 22 - 22 23 - 22 24 - 22		21 - 6 22 - 6 23 - 6 24 - 6 25 - 6		22 - 8 23 - 8 24 - 8 25 - 8 26 - 8
15614-99E00	25 - 22 26 - 22 27 - 22 28 - 22 18 - 23	15641-88L00	26 - 6 27 - 6 28 - 6 18 - 7 19 - 7	15642-88L10	27 - 8 28 - 8 18 - 20 19 - 20 20 - 20
	19 - 23 20 - 23 21 - 23 22 - 23 23 - 23		20 - 7 21 - 7 22 - 7 23 - 7 25 - 7		21 - 20 22 - 20 23 - 20 24 - 20 25 - 20
15626-88L00	18 - 4 19 - 4 20 - 4 21 - 4 22 - 4	15641-88L10 15641-88L20	27 - 7 24 - 7 26 - 7 28 - 7 18 - 18	15643-88L00	26 - 20 27 - 20 28 - 20 18 - 17 19 - 17
	24 - 23 25 - 23 26 - 23 27 - 23 28 - 23		19 - 18 20 - 18 21 - 18 22 - 18 23 - 18		20 - 17 21 - 17 22 - 17 23 - 17 24 - 17
15626-88L10	23 - 4 25 - 4 27 - 4 24 - 4 26 - 4	15641-88L30	25 - 18 27 - 18 24 - 18 26 - 18 28 - 18	15644-88L00	25 - 17 26 - 17 27 - 17 28 - 17 18 - 13

DF40A/50A/60A E01 01

PART NO.	FIG. NO. -REF. NO.	PART NO.	FIG. NO. -REF. NO.	PART NO.	FIG. NO. -REF. NO.
15644-88L00	19 - 13 20 - 13 21 - 13 22 - 13 23 - 13		35 - 10 36 - 10 37 - 10 38 - 10 39 - 10	15760-88L00	39 - 3 18 - 12 19 - 12 20 - 12 21 - 12
15644-88L10	25 - 13 27 - 13 24 - 13 26 - 13 28 - 13	15681-88L10 15683-87J00	29 - 7 30 - 7 32 - 7 33 - 7 18 - 11		22 - 12 23 - 12 24 - 12 25 - 12 26 - 12
15645-88L00	18 - 14 19 - 14 20 - 14 21 - 14 22 - 14		19 - 11 20 - 11 21 - 11 22 - 11 23 - 11	15762-90J00	27 - 12 28 - 12 35 - 8 37 - 8 39 - 8
	23 - 14 24 - 14 25 - 14 26 - 14 27 - 14		24 - 11 25 - 11 26 - 11 27 - 11 28 - 11	15762-93J00 15762-93J10	31 - 9 34 - 9 36 - 9 38 - 9 35 - 9
15650-99E00	28 - 14 18 - 9 19 - 9 20 - 9 21 - 9	15710-85K00 15710-88L00	29 - 1 30 - 1 32 - 1 33 - 1 31 - 1	15830-90J00	37 - 9 39 - 9 35 - 6 37 - 6 39 - 6
	22 - 9 23 - 9 24 - 9 25 - 9 26 - 9		34 - 1 35 - 1 36 - 1 37 - 1 38 - 1	16400-88L00 16510-87J00 16519-87L00 16520-88L00 16910-88L00	74 - 2 74 - 9 74 - 8 74 - 5 75 - 14
15654-88L00	27 - 9 28 - 9 18 - 10 19 - 10 20 - 10	15716-65DT0	39 - 1 29 - 2 30 - 2 32 - 2 33 - 2	16930-88L00 17400-88L00	75 - 15 51 - 21 52 - 21 53 - 21 54 - 21
	21 - 10 22 - 10 23 - 10 24 - 10 25 - 10	15750-88L10 15751-88L00	29 - 4 30 - 4 32 - 4 33 - 4 31 - 3		55 - 21 56 - 21 57 - 21 58 - 21 59 - 21
15681-88L00	26 - 10 27 - 10 28 - 10 31 - 10 34 - 10		34 - 3 35 - 3 36 - 3 37 - 3 38 - 3	17410-88L00	60 - 21 61 - 21 51 - 1 52 - 1 53 - 1

PART NO.	FIG. NO. -REF. NO.	PART NO.	FIG. NO. -REF. NO.	PART NO.	FIG. NO. -REF. NO.
17410-88L00	54 - 1 55 - 1 56 - 1 57 - 1 58 - 1	17471-95J10	55 - 10 56 - 10 58 - 10 60 - 10 57 - 10		57 - 12 58 - 12 59 - 12 60 - 12 61 - 12
17413-95J00	59 - 1 60 - 1 61 - 1 51 - 2 52 - 2	17472-96303	59 - 10 61 - 10 51 - 11 52 - 11 53 - 11	17562-87L00	51 - 13 51 - 14 52 - 13 52 - 14 53 - 13
	53 - 2 54 - 2 55 - 2 56 - 2 58 - 2		54 - 11 55 - 11 56 - 11 57 - 11 58 - 11		53 - 14 54 - 13 54 - 14 55 - 13 55 - 14
17413-95J10 17416-95J00	60 - 2 57 - 2 59 - 2 61 - 2 51 - 3		59 - 11 60 - 11 61 - 11 314 - 6 315 - 6		56 - 13 56 - 14 57 - 13 57 - 14 58 - 13
	52 - 3 53 - 3 54 - 3 55 - 3 56 - 3		316 - 6 317 - 6 318 - 6 319 - 6 320 - 6		58 - 14 59 - 13 59 - 14 60 - 13 60 - 14
	57 - 3 58 - 3 59 - 3 60 - 3 61 - 3	17560-88L00	321 - 6 322 - 6 323 - 6 324 - 6 51 - 12	17564-88L00	61 - 13 61 - 14 51 - 4 52 - 4 53 - 4
17461-96312	51 - 9 52 - 9 53 - 9 54 - 9 55 - 9	17560-88L10	53 - 12 54 - 12 56 - 12 51 - 12 52 - 12		54 - 4 55 - 4 56 - 4 57 - 4 58 - 4
	56 - 9 57 - 9 58 - 9 59 - 9 60 - 9		53 - 12 54 - 12 55 - 12 56 - 12 57 - 12	17611-90J00-0EP 17631-96320	59 - 4 60 - 4 61 - 4 62 - 1 51 - 16
17471-95J01	61 - 9 51 - 10 52 - 10 53 - 10 54 - 10	17560-88L20	58 - 12 59 - 12 60 - 12 61 - 12 56 - 12		52 - 16 53 - 16 54 - 16 55 - 16 56 - 16

DF40A/50A/60A E01 01

PART NO.	FIG. NO. -REF. NO.	PART NO.	FIG. NO. -REF. NO.	PART NO.	FIG. NO. -REF. NO.
17631-96320	57 - 16 58 - 16 59 - 16 60 - 16 61 - 16	18498-87J00	238 - 17 239 - 17 240 - 17 18 - 30 19 - 30	19120-88L00	48 - 13 49 - 13 50 - 13 63 - 7 65 - 7
17635-87E00	51 - 18 52 - 18 53 - 18 54 - 18 55 - 18		20 - 30 21 - 30 22 - 30 23 - 30 24 - 30	19120-88L10	66 - 7 68 - 7 69 - 7 64 - 7 67 - 7
	56 - 18 57 - 18 58 - 18 59 - 18 60 - 18	18498-94J20	25 - 30 26 - 30 27 - 30 28 - 30 62 - 10		70 - 7 71 - 7 72 - 7 73 - 7 309 - 2
17635-87E10	61 - 18 51 - 18 52 - 18 53 - 18 54 - 18	18498-96J20	40 - 14 41 - 14 42 - 14 43 - 14 44 - 14	19131-95502	310 - 2 311 - 2 312 - 2 313 - 2 63 - 8
	55 - 18 56 - 18 57 - 18 58 - 18 59 - 18		45 - 14 46 - 14 47 - 14 48 - 14 49 - 14		64 - 8 65 - 8 66 - 8 67 - 8 68 - 8
17660-99E01 17670-93953 17681-88L00	60 - 18 61 - 18 62 - 2 62 - 5 62 - 6	18498-99EA0	50 - 14 264 - 6 265 - 6 266 - 6 267 - 6		69 - 8 70 - 8 71 - 8 72 - 8 73 - 8
17712-88L00 17913-93J00 17914-93J00 17917-87L00	62 - 11 75 - 9 75 - 10 270 - 8 272 - 8		268 - 6 269 - 6 270 - 6 271 - 6 272 - 6	20000	
18137-88L00 18210-88L00	274 - 8 17 - 8 230 - 17 231 - 17 232 - 17	18498-99E10	273 - 6 274 - 6 40 - 13 41 - 13 42 - 13	21111-87J10-0EP	241 - 3 242 - 3 243 - 3 244 - 3 245 - 3
	233 - 17 234 - 17 235 - 17 236 - 17 237 - 17		43 - 13 44 - 13 45 - 13 46 - 13 47 - 13		246 - 3 309 - 5 310 - 5 311 - 5 312 - 5

PART NO.	FIG. NO. -REF. NO.	PART NO.	FIG. NO. -REF. NO.	PART NO.	FIG. NO. -REF. NO.
21111-87J10-OEP	313 - 5	21210-88L00	76 - 5		78 - 8
21121-93300	87 - 13		77 - 5		79 - 8
	88 - 13		78 - 5		80 - 8
	89 - 13		79 - 5		81 - 8
	90 - 13		80 - 5		82 - 8
	91 - 13		81 - 5		83 - 8
	92 - 13		82 - 5		84 - 8
	93 - 13		83 - 5		85 - 8
	94 - 13		84 - 5	23210-88L00	86 - 8
	95 - 13		85 - 5		76 - 9
21126-88L00	96 - 13	22511-99011	86 - 5		77 - 9
	97 - 13		156 - 5		78 - 9
	76 - 1		157 - 5		79 - 9
	77 - 1		158 - 5		80 - 9
	78 - 1		159 - 5		81 - 9
	79 - 1		160 - 5		82 - 9
	80 - 1		161 - 5		83 - 9
	81 - 1		162 - 5		84 - 9
	82 - 1		163 - 5		85 - 9
	83 - 1		164 - 5		86 - 9
21131-96010	84 - 1	23111-88L00	165 - 5	23213-89J01	76 - 12
	85 - 1		166 - 5		77 - 12
	86 - 1		76 - 6		78 - 12
	241 - 54		78 - 6		79 - 12
	242 - 55		79 - 6		80 - 12
	243 - 54	23111-88L10	81 - 6		81 - 12
	244 - 54		76 - 6		82 - 12
	245 - 55		77 - 6		83 - 12
	246 - 55		78 - 6		84 - 12
	309 - 49		79 - 6		85 - 12
21151-88L00	310 - 49		80 - 6	23214-89J00	86 - 12
	311 - 49		81 - 6		76 - 13
	312 - 49		81 - 6		77 - 13
	313 - 49		82 - 6		78 - 13
	76 - 2		82 - 6		79 - 13
	77 - 2		83 - 6		80 - 13
	78 - 2		83 - 6		81 - 13
	79 - 2		84 - 6		82 - 13
	80 - 2		84 - 6		83 - 13
	81 - 2		85 - 6		84 - 13
	82 - 2	23115-88L00	85 - 6	23230-88L00	85 - 13
	83 - 2		86 - 6		86 - 13
	84 - 2		86 - 6		241 - 4
	85 - 2		76 - 8		242 - 4
	86 - 2		77 - 8		243 - 4

DF40A/50A/60A E01 01

PART NO.	FIG. NO. -REF. NO.	PART NO.	FIG. NO. -REF. NO.	PART NO.	FIG. NO. -REF. NO.
23230-88L00	244 - 4 245 - 4 246 - 4 309 - 3 310 - 3		92 - 2 93 - 2 94 - 2 95 - 2 96 - 2		93 - 11 94 - 11 95 - 11 96 - 11 97 - 11
23311-95J00	311 - 3 312 - 3 313 - 3 76 - 15 77 - 15	25212-94401	97 - 2 87 - 5 88 - 5 89 - 5 90 - 5	25700-88L00	208 - 19 209 - 19 210 - 19 211 - 19 212 - 19
	78 - 15 79 - 15 80 - 15 81 - 15 82 - 15		91 - 5 92 - 5 93 - 5 94 - 5 95 - 5		213 - 21 214 - 21 215 - 21 216 - 21 217 - 21
25111-88L00	83 - 15 84 - 15 85 - 15 86 - 15 87 - 1	25223-94400	96 - 5 97 - 5 87 - 9 88 - 9 89 - 9	29116-93J00	218 - 21 186 - 15 187 - 15 188 - 15 189 - 15
25111-88L10	89 - 1 90 - 1 92 - 1 87 - 1 88 - 1		90 - 9 91 - 9 92 - 9 93 - 9 94 - 9		190 - 15 191 - 15 192 - 15 193 - 15 194 - 15
	89 - 1 90 - 1 91 - 1 92 - 1 93 - 1	25232-96302	95 - 9 96 - 9 97 - 9 87 - 10 88 - 10	29125-93J10	195 - 15 196 - 15 156 - 10 157 - 10 159 - 10
25111-88L20	94 - 1 95 - 1 96 - 1 97 - 1 92 - 1		89 - 10 90 - 10 91 - 10 92 - 10 93 - 10	29141-93J00	160 - 10 163 - 10 164 - 10 51 - 5 52 - 5
	93 - 1 94 - 1 95 - 1 96 - 1 97 - 1	25311-88L00	94 - 10 95 - 10 96 - 10 97 - 10 87 - 11		53 - 5 54 - 5 55 - 5 56 - 5 57 - 5
25211-87J00	87 - 2 88 - 2 89 - 2 90 - 2 91 - 2		88 - 11 89 - 11 90 - 11 91 - 11 92 - 11		58 - 5 59 - 5 60 - 5 61 - 5 76 - 7

PART NO.	FIG. NO. -REF. NO.	PART NO.	FIG. NO. -REF. NO.	PART NO.	FIG. NO. -REF. NO.
29141-93J00	77 - 7 78 - 7 79 - 7 80 - 7 81 - 7	31100-94J21 31111-87J10	109 - 1 178 - 9 179 - 9 180 - 9 181 - 9	31153-90J00 31171-96J00 31173-88L11	109 - 6 109 - 7 178 - 3 179 - 3 180 - 3
	82 - 7 83 - 7 84 - 7 85 - 7 86 - 7	31123-97E10	182 - 9 183 - 9 184 - 9 185 - 9 178 - 4		181 - 3 182 - 3 183 - 3 184 - 3 185 - 3
	158 - 26 161 - 26 162 - 26 165 - 22 166 - 22		179 - 4 180 - 4 181 - 4 182 - 4 183 - 4	31173-94J00 31191-96J00 31220-94J00 31310-90J00 31311-87J10	109 - 8 109 - 9 109 - 10 109 - 11 178 - 2
29162-93J00	51 - 6 52 - 6 53 - 6 54 - 6 55 - 6	31131-94J00 31133-94900	184 - 4 185 - 4 109 - 2 178 - 5 179 - 5		179 - 2 180 - 2 181 - 2 182 - 2 183 - 2
	56 - 6 57 - 6 58 - 6 59 - 6 60 - 6		180 - 5 181 - 5 182 - 5 183 - 5 184 - 5	31320-94J00 31341-94J00 31343-90J00	184 - 2 185 - 2 109 - 12 109 - 13 109 - 14
29404-93J10	61 - 6 112 - 12 115 - 12 116 - 12 170 - 2	31135-90J00 31135-94900	185 - 5 109 - 3 178 - 6 179 - 6 180 - 6	31344-90J00 31360-93J01 31912-88L00 31918-87L00 32102-88L00	109 - 15 109 - 16 109 - 17 109 - 18 110 - 1
	171 - 2 172 - 2 173 - 2 174 - 2 175 - 2		181 - 6 182 - 6 183 - 6 184 - 6 185 - 6	32120-88L00 32160-88L00 32800-88L00 32890-88L00 33220-58J20	110 - 5 110 - 6 111 - 1 111 - 3 110 - 8
	176 - 2 177 - 2	31136-87J10	178 - 7 179 - 7 180 - 7 181 - 7 182 - 7	33410-87L00 33634-96J00	111 - 7 123 - 4 124 - 4 125 - 4 126 - 4
30000		31151-94J00 31152-90J00	183 - 7 184 - 7 185 - 7 109 - 4 109 - 5		127 - 4 128 - 4 129 - 4 130 - 4 131 - 4

DF40A/50A/60A E01 01

PART NO.	FIG. NO. -REF. NO.	PART NO.	FIG. NO. -REF. NO.	PART NO.	FIG. NO. -REF. NO.
33634-96J00	132 - 4		141 - 7		283 - 3
	133 - 4		142 - 7		284 - 3
33799-97E00	178 - 8		143 - 11		285 - 3
	179 - 8	34100-93J00	144 - 11	34100-93J40	275 - 3
	180 - 8		275 - 3		276 - 3
	181 - 8		276 - 3		277 - 3
	182 - 8		277 - 3		278 - 3
	183 - 8		278 - 3		279 - 3
	184 - 8		279 - 3		280 - 3
	185 - 8		280 - 3		281 - 3
33810-88L10	123 - 1		281 - 3		282 - 3
	124 - 1		282 - 3		283 - 3
	125 - 1		283 - 3		284 - 3
	126 - 1		284 - 3	34100-93J51	285 - 3
	127 - 1		285 - 3		275 - 3
	128 - 1	34100-93J11	275 - 3		276 - 3
	129 - 1		276 - 3		277 - 3
	130 - 1		277 - 3		278 - 3
	131 - 1		278 - 3		279 - 3
	132 - 1		279 - 3		280 - 3
33833-91J00	133 - 1		280 - 3		281 - 3
	241 - 56		281 - 3		282 - 3
	242 - 57		282 - 3		283 - 3
	243 - 56		283 - 3		284 - 3
	244 - 56		284 - 3		285 - 3
	245 - 60	34100-93J20	285 - 3	34100-93J60	275 - 3
33920-88LA0	246 - 60		275 - 3		276 - 3
33920-88LB0	136 - 10		276 - 3		277 - 3
	137 - 10		277 - 3		278 - 3
	138 - 10		278 - 3		279 - 3
33920-88L70	139 - 10		279 - 3		280 - 3
	141 - 6		280 - 3		281 - 3
	143 - 10		281 - 3		282 - 3
33920-88L80	140 - 10		282 - 3		283 - 3
	142 - 6		283 - 3		284 - 3
	144 - 10		284 - 3		285 - 3
33920-88L90	134 - 10		285 - 3	34190-87D00	275 - 27
	135 - 6	34100-93J31	275 - 3		276 - 25
33925-88L00	134 - 11		276 - 3		277 - 27
	135 - 7		277 - 3		278 - 27
	136 - 11		278 - 3		279 - 25
	137 - 11		279 - 3		280 - 27
	138 - 11		280 - 3		281 - 27
	139 - 11		281 - 3		282 - 25
	140 - 11		282 - 3		283 - 25

PART NO.	FIG. NO. -REF. NO.	PART NO.	FIG. NO. -REF. NO.	PART NO.	FIG. NO. -REF. NO.
34190-87D00	284 - 25		281 - 20		278 - 10
	285 - 25		282 - 20		279 - 10
34190-95500	275 - 25		283 - 20		280 - 10
	276 - 23		284 - 20		281 - 10
	277 - 25		285 - 20		282 - 10
	278 - 25	34200-93J11	259 - 3		283 - 10
	279 - 23		260 - 3		284 - 10
	280 - 25		261 - 3	34310-92E00	285 - 10
	281 - 25		262 - 3		275 - 11
	282 - 23		263 - 5		276 - 11
	283 - 23		275 - 20		277 - 11
34191-92E00	284 - 23		276 - 20		278 - 11
	285 - 23		277 - 20		279 - 11
	275 - 5		278 - 20		280 - 11
	275 - 17		279 - 20		281 - 11
	276 - 5		280 - 20		282 - 11
	276 - 17		281 - 20		283 - 11
	277 - 5		282 - 20		284 - 11
	277 - 17		283 - 20	34360-92E00	285 - 11
	278 - 5		284 - 20		275 - 12
	278 - 17	34200-93J40	285 - 20		276 - 12
	279 - 5		275 - 23		277 - 12
	279 - 17		277 - 23		278 - 12
	280 - 5		278 - 23		279 - 12
	280 - 17		280 - 23		280 - 12
	281 - 5	34200-93J50	281 - 23		281 - 12
	281 - 17		275 - 23		282 - 12
	282 - 5		277 - 23		283 - 12
	282 - 17		278 - 23		284 - 12
	283 - 5		280 - 23		285 - 12
	283 - 17	34300-93J00	281 - 23	34500-93J00	263 - 3
	284 - 5		275 - 10		275 - 14
	284 - 17		276 - 10		276 - 14
	285 - 5		277 - 10		277 - 14
	285 - 17		278 - 10		278 - 14
34200-93J00	259 - 3		279 - 10		279 - 14
	261 - 3		280 - 10		280 - 14
	262 - 3		281 - 10		281 - 14
	263 - 5		282 - 10		282 - 14
	275 - 20		283 - 10		283 - 14
	276 - 20	34300-93J11	284 - 10		284 - 14
	277 - 20		285 - 10		285 - 14
	278 - 20		275 - 10	34500-93J11	263 - 3
	279 - 20		276 - 10		275 - 14
	280 - 20		277 - 10		276 - 14

DF40A/50A/60A E01 01

PART NO.	FIG. NO. -REF. NO.	PART NO.	FIG. NO. -REF. NO.	PART NO.	FIG. NO. -REF. NO.
34500-93J11	277 - 14 278 - 14 279 - 14 280 - 14 281 - 14		278 - 16 279 - 16 280 - 16 281 - 16 282 - 16		281 - 1 282 - 1 283 - 1 284 - 1 285 - 1
34600-93J00	282 - 14 283 - 14 284 - 14 285 - 14 275 - 8	34660-90J02	283 - 16 284 - 16 285 - 16 264 - 1 265 - 1	34830-87J20	112 - 1 113 - 1 114 - 1 115 - 1 116 - 1
	276 - 8 277 - 8 278 - 8 279 - 8 280 - 8		266 - 1 267 - 1 268 - 1 269 - 1 270 - 1		117 - 1 118 - 1 119 - 1 120 - 1 121 - 1
	281 - 8 282 - 8 283 - 8 284 - 8 285 - 8	34800-93J00	271 - 1 272 - 1 273 - 1 274 - 1 259 - 1	34840-98J01 34840-98J10	122 - 1 112 - 2 115 - 2 116 - 2 114 - 2
34600-93J11	275 - 8 276 - 8 277 - 8 278 - 8 279 - 8		261 - 1 262 - 1 263 - 1 275 - 1 276 - 1		117 - 2 118 - 2 121 - 2 122 - 2 114 - 5
	280 - 8 281 - 8 282 - 8 283 - 8 284 - 8		277 - 1 278 - 1 279 - 1 280 - 1 281 - 1		117 - 5 118 - 5 121 - 5 122 - 5 112 - 10
34650-93J20	285 - 8 275 - 16 276 - 16 277 - 16 278 - 16	34800-93J11	282 - 1 283 - 1 284 - 1 285 - 1 259 - 1	34842-88L10	115 - 10 116 - 10 114 - 6 117 - 6 118 - 6
	279 - 16 280 - 16 281 - 16 282 - 16 283 - 16		260 - 1 261 - 1 262 - 1 263 - 1 275 - 1	34843-87L00	121 - 6 122 - 6 114 - 7 117 - 7 118 - 7
34650-93J31	284 - 16 285 - 16 275 - 16 276 - 16 277 - 16		276 - 1 277 - 1 278 - 1 279 - 1 280 - 1	34845-88L00	121 - 7 122 - 7 112 - 11 115 - 11 116 - 11

PART NO.	FIG. NO. -REF. NO.	PART NO.	FIG. NO. -REF. NO.	PART NO.	FIG. NO. -REF. NO.
34845-88L10	114 - 8 117 - 8 118 - 8 121 - 8 122 - 8		278 - 21 279 - 7 279 - 21 280 - 7 280 - 21	36617-93J10	132 - 22 133 - 22 123 - 23 124 - 23 125 - 23
36610-88L40	125 - 3 128 - 3 129 - 3 132 - 3 133 - 3		281 - 7 281 - 21 282 - 7 282 - 21 283 - 7		126 - 23 127 - 23 128 - 23 129 - 23 130 - 23
36610-88L50 36610-88L60 36610-88L70	124 - 3 123 - 3 126 - 3 127 - 3 130 - 3		283 - 21 284 - 7 284 - 21 285 - 7 285 - 21	36618-43410	131 - 23 132 - 23 133 - 23 123 - 16 124 - 16
36612-96J00	131 - 3 123 - 15 124 - 15 125 - 15 126 - 15		309 - 7 310 - 7 311 - 7 312 - 7 313 - 7		125 - 16 126 - 16 127 - 16 128 - 16 129 - 16
	127 - 15 128 - 15 129 - 15 130 - 15 131 - 15	36617-88L00	114 - 11 117 - 11 118 - 11 121 - 11 122 - 11	36620-88L00	130 - 16 131 - 16 132 - 16 133 - 16 241 - 5
36615-96300	132 - 15 133 - 15 241 - 6 242 - 6 243 - 6		123 - 21 124 - 21 125 - 21 126 - 21 127 - 21		242 - 5 243 - 5 244 - 5 245 - 5 246 - 5
	244 - 6 245 - 6 246 - 6 259 - 4 260 - 4		128 - 21 129 - 21 130 - 21 131 - 21 132 - 21		309 - 6 310 - 6 311 - 6 312 - 6 313 - 6
	261 - 4 262 - 4 263 - 6 275 - 7 275 - 21	36617-88L10	133 - 21 123 - 22 124 - 22 125 - 22 126 - 22	36620-93J02	286 - 4 287 - 2 288 - 4 289 - 4 290 - 2
	276 - 7 276 - 21 277 - 7 277 - 21 278 - 7		127 - 22 128 - 22 129 - 22 130 - 22 131 - 22		291 - 4 292 - 4 293 - 2 294 - 2 295 - 2

DF40A/50A/60A E01 01

PART NO.	FIG. NO. -REF. NO.	PART NO.	FIG. NO. -REF. NO.	PART NO.	FIG. NO. -REF. NO.
36620-93J02	296 - 2 302 - 54 303 - 54 304 - 54 305 - 54	36630-92E00	304 - 3 305 - 3 306 - 3 287 - 4 290 - 4	36721-96J00	294 - 6 295 - 6 296 - 6 123 - 8 124 - 8
36620-93J10	306 - 54 286 - 1 288 - 1 289 - 1 291 - 1	36646-93J01	293 - 4 294 - 4 295 - 4 296 - 4 302 - 2		125 - 8 126 - 8 127 - 8 128 - 8 129 - 8
36620-93J30	292 - 1 286 - 2 288 - 2 289 - 2 291 - 2	36656-88L00	303 - 2 304 - 2 305 - 2 306 - 2 112 - 8	36737-96J00	130 - 8 131 - 8 132 - 8 133 - 8 123 - 7
36620-93J40	292 - 2 286 - 1 288 - 1 289 - 1 291 - 1		114 - 15 115 - 8 116 - 8 117 - 15 118 - 15		124 - 7 125 - 7 126 - 7 127 - 7 128 - 7
36620-93J52	292 - 1 286 - 4 287 - 2 288 - 4 289 - 4	36656-88L10	121 - 15 122 - 15 113 - 3 119 - 3 120 - 3		129 - 7 130 - 7 131 - 7 132 - 7 133 - 7
	290 - 2 291 - 4 292 - 4 293 - 2 294 - 2	36660-94480	287 - 5 290 - 5 293 - 5 294 - 5 295 - 5	36738-88L00	123 - 9 124 - 9 125 - 9 126 - 9 127 - 9
36620-93J62	295 - 2 296 - 2 286 - 4 287 - 2 288 - 4	36668-87L00	296 - 5 123 - 5 124 - 5 125 - 5 126 - 5		128 - 9 129 - 9 130 - 9 131 - 9 132 - 9
	289 - 4 290 - 2 291 - 4 292 - 4 293 - 2		127 - 5 128 - 5 129 - 5 130 - 5 131 - 5	36890-93J00 36894-87D00	133 - 9 307 - 16 158 - 6 161 - 6 162 - 6
36628-92E00	294 - 2 295 - 2 296 - 2 302 - 3 303 - 3	36682-92E00	132 - 5 133 - 5 287 - 6 290 - 6 293 - 6	36894-95201	165 - 6 166 - 6 156 - 6 157 - 6 159 - 6

PART NO.	FIG. NO. -REF. NO.	PART NO.	FIG. NO. -REF. NO.	PART NO.	FIG. NO. -REF. NO.
36894-95201	160 - 6 163 - 6 164 - 6	37110-87J20	301 - 15 241 - 7 242 - 7 243 - 7 244 - 7		298 - 3 298 - 17 299 - 3 299 - 17 300 - 3
36895-87D01	156 - 7 156 - 8				
	157 - 7 157 - 8 158 - 7 158 - 8 159 - 7		245 - 7 246 - 7 309 - 8 310 - 8 311 - 8		300 - 17 301 - 3 301 - 17 302 - 5 303 - 5
	159 - 8 160 - 7 160 - 8 161 - 7 161 - 8	37110-93J00	312 - 8 313 - 8 297 - 2 297 - 16 298 - 2		304 - 5 305 - 5 306 - 5 309 - 9 310 - 9
	162 - 7 162 - 8 163 - 7 163 - 8 164 - 7		298 - 16 299 - 2 299 - 16 300 - 2 300 - 16	37141-99E00	311 - 9 312 - 9 313 - 9 241 - 8 242 - 8
	164 - 8 165 - 7 165 - 8 166 - 7 166 - 8	37110-93J10	301 - 2 301 - 16 302 - 4 303 - 4 304 - 4		243 - 8 244 - 8 245 - 8 246 - 8 297 - 3
36990-87D00	286 - 5 287 - 3 288 - 5 289 - 5 290 - 3	37139-99E00	305 - 4 306 - 4 297 - 6 298 - 6 299 - 6		297 - 17 298 - 3 298 - 17 299 - 3 299 - 17
	291 - 5 292 - 5 293 - 3 294 - 3 295 - 3	37139-99E20	300 - 6 301 - 6 297 - 20 298 - 20 299 - 20		300 - 3 300 - 17 301 - 3 301 - 17 302 - 5
37100-96J00	296 - 3 297 - 1 298 - 1 299 - 1 300 - 1	37141-99EA0	300 - 20 301 - 20 241 - 8 242 - 8 243 - 8		303 - 5 304 - 5 305 - 5 306 - 5 309 - 9
37100-96J23	301 - 1 297 - 15 298 - 15 299 - 15 300 - 15		244 - 8 245 - 8 246 - 8 297 - 3 297 - 17	37141-99E00	310 - 9 311 - 9 312 - 9 313 - 9 241 - 8

DF40A/50A/60A E01 01

PART NO.	FIG. NO. -REF. NO.	PART NO.	FIG. NO. -REF. NO.	PART NO.	FIG. NO. -REF. NO.
37141-99E00	242 - 8 243 - 8 244 - 8 245 - 8 246 - 8		306 - 5 309 - 9 310 - 9 311 - 9 312 - 9		300 - 17 301 - 3 301 - 17 302 - 5 303 - 5
	297 - 3 297 - 17 298 - 3 298 - 17 299 - 3	37141-99E20	313 - 9 241 - 8 242 - 8 243 - 8 244 - 8		304 - 5 305 - 5 306 - 5 309 - 9 310 - 9
	299 - 17 300 - 3 300 - 17 301 - 3 301 - 17		245 - 8 246 - 8 297 - 3 297 - 17 298 - 3	37141-99E40	311 - 9 312 - 9 313 - 9 241 - 8 242 - 8
	302 - 5 303 - 5 304 - 5 305 - 5 306 - 5		298 - 17 299 - 3 299 - 17 300 - 3 300 - 17		243 - 8 244 - 8 245 - 8 246 - 8 297 - 3
	309 - 9 310 - 9 311 - 9 312 - 9 313 - 9		301 - 3 301 - 17 302 - 5 303 - 5 304 - 5		297 - 17 298 - 3 298 - 17 299 - 3 299 - 17
37141-99E10	241 - 8 242 - 8 243 - 8 244 - 8 245 - 8		305 - 5 306 - 5 309 - 9 310 - 9 311 - 9		300 - 3 300 - 17 301 - 3 301 - 17 302 - 5
	246 - 8 297 - 3 297 - 17 298 - 3 298 - 17	37141-99E30	312 - 9 313 - 9 241 - 8 242 - 8 243 - 8		303 - 5 304 - 5 305 - 5 306 - 5 309 - 9
	299 - 3 299 - 17 300 - 3 300 - 17 301 - 3		244 - 8 245 - 8 246 - 8 297 - 3 297 - 17	37141-99E50	310 - 9 311 - 9 312 - 9 313 - 9 241 - 8
	301 - 17 302 - 5 303 - 5 304 - 5 305 - 5		298 - 3 298 - 17 299 - 3 299 - 17 300 - 3		242 - 8 243 - 8 244 - 8 245 - 8 246 - 8

PART NO.	FIG. NO. -REF. NO.	PART NO.	FIG. NO. -REF. NO.	PART NO.	FIG. NO. -REF. NO.
37141-99E50	297 - 3 297 - 17 298 - 3 298 - 17 299 - 3	37141-99E70	313 - 9 241 - 8 242 - 8 243 - 8 244 - 8		304 - 5 305 - 5 306 - 5 309 - 9 310 - 9
	299 - 17 300 - 3 300 - 17 301 - 3 301 - 17		245 - 8 246 - 8 297 - 3 297 - 17 298 - 3	37141-99E90	311 - 9 312 - 9 313 - 9 241 - 8 242 - 8
	302 - 5 303 - 5 304 - 5 305 - 5 306 - 5		298 - 17 299 - 3 299 - 17 300 - 3 300 - 17		243 - 8 244 - 8 245 - 8 246 - 8 297 - 3
	309 - 9 310 - 9 311 - 9 312 - 9 313 - 9		301 - 3 301 - 17 302 - 5 303 - 5 304 - 5		297 - 17 298 - 3 298 - 17 299 - 3 299 - 17
37141-99E60	241 - 8 242 - 8 243 - 8 244 - 8 245 - 8		305 - 5 306 - 5 309 - 9 310 - 9 311 - 9		300 - 3 300 - 17 301 - 3 301 - 17 302 - 5
	246 - 8 297 - 3 297 - 17 298 - 3 298 - 17	37141-99E80	312 - 9 313 - 9 241 - 8 242 - 8 243 - 8		303 - 5 304 - 5 305 - 5 306 - 5 309 - 9
	299 - 3 299 - 17 300 - 3 300 - 17 301 - 3		244 - 8 245 - 8 246 - 8 297 - 3 297 - 17	37143-99E00	310 - 9 311 - 9 312 - 9 313 - 9 241 - 9
	301 - 17 302 - 5 303 - 5 304 - 5 305 - 5		298 - 3 298 - 17 299 - 3 299 - 17 300 - 3		242 - 9 243 - 9 244 - 9 245 - 9 246 - 9
	306 - 5 309 - 9 310 - 9 311 - 9 312 - 9		300 - 17 301 - 3 301 - 17 302 - 5 303 - 5		297 - 4 297 - 18 298 - 4 298 - 18 299 - 4

DF40A/50A/60A E01 01

PART NO.	FIG. NO. -REF. NO.	PART NO.	FIG. NO. -REF. NO.	PART NO.	FIG. NO. -REF. NO.
37143-99E00	299 - 18 300 - 4 300 - 18 301 - 4 301 - 18	37212-93J00	301 - 13 297 - 14 298 - 14 299 - 14 300 - 14		242 - 11 243 - 11 244 - 11 245 - 11 246 - 11
	302 - 6 303 - 6 304 - 6 305 - 6 306 - 6	37721-93J00	301 - 14 134 - 1 135 - 1 136 - 1 137 - 1		309 - 12 310 - 12 311 - 12 312 - 12 313 - 12
	309 - 10 310 - 10 311 - 10 312 - 10 313 - 10		138 - 1 139 - 1 140 - 1 141 - 1 142 - 1	37820-93J03	297 - 21 298 - 21 299 - 21 300 - 21 301 - 21
37149-93J00	241 - 10 242 - 10 243 - 10 244 - 10 245 - 10	37721-93J90	143 - 1 144 - 1 302 - 8 303 - 8 304 - 8		302 - 9 303 - 9 304 - 9 305 - 9 306 - 9
	246 - 10 297 - 5 297 - 19 298 - 5 298 - 19	37721-95500 37725-88L00	305 - 8 306 - 8 308 - 11 134 - 3 135 - 3	37820-99E01	112 - 6 113 - 2 114 - 10 115 - 6 116 - 6
	299 - 5 299 - 19 300 - 5 300 - 19 301 - 5		136 - 3 137 - 3 138 - 3 139 - 3 140 - 3		117 - 10 118 - 10 119 - 2 120 - 2 121 - 10
	301 - 19 302 - 7 303 - 7 304 - 7 305 - 7	37803-93J03	141 - 3 142 - 3 143 - 3 144 - 3 297 - 9	37823-92E01	122 - 10 241 - 12 242 - 12 243 - 12 244 - 12
	306 - 7 309 - 11 310 - 11 311 - 11 312 - 11	37805-93J00	298 - 9 299 - 9 300 - 9 301 - 9 297 - 11		245 - 12 246 - 12 297 - 22 298 - 22 299 - 22
37210-93J00	313 - 11 297 - 13 298 - 13 299 - 13 300 - 13	37820-87J02	298 - 11 299 - 11 300 - 11 301 - 11 241 - 11		300 - 22 301 - 22 302 - 10 303 - 10 304 - 10

PART NO.	FIG. NO. -REF. NO.	PART NO.	FIG. NO. -REF. NO.	PART NO.	FIG. NO. -REF. NO.
37823-92E01	305 - 10 306 - 10 309 - 13 310 - 13 311 - 13		138 - 4 139 - 4 140 - 4 143 - 4 144 - 4		182 - 1 183 - 1 184 - 1 185 - 1 38410-93J12 134 - 7
37825-99E00	312 - 13 313 - 13 297 - 10 298 - 10 299 - 10	37852-87J00	242 - 16 245 - 16 246 - 16 309 - 16 310 - 16		136 - 7 137 - 7 138 - 7 139 - 7 140 - 7
37826-92E00	300 - 10 301 - 10 241 - 13 242 - 13 243 - 13	37855-99E00	311 - 16 312 - 16 313 - 16 297 - 12 298 - 12	38415-93J00	143 - 7 144 - 7 134 - 8 136 - 8 137 - 8
	244 - 13 245 - 13 246 - 13 297 - 23 298 - 23	37859-90J00	299 - 12 300 - 12 301 - 12 302 - 53 303 - 53		138 - 8 139 - 8 140 - 8 143 - 8 144 - 8
	299 - 23 300 - 23 301 - 23 309 - 14 310 - 14	37860-87L00	304 - 53 305 - 53 306 - 53 297 - 27 298 - 27	38500-92X50	241 - 14 242 - 14 243 - 14 244 - 14 245 - 14
37850-87J00	311 - 14 312 - 14 313 - 14 242 - 15 245 - 15	37862-87L00	299 - 27 300 - 27 301 - 27 297 - 28 298 - 28		246 - 14 309 - 17 310 - 17 311 - 17 312 - 17
	246 - 15 309 - 15 310 - 15 311 - 15 312 - 15	38100-88L11	299 - 28 300 - 28 301 - 28 170 - 3 171 - 3	38500-93J00	313 - 17 286 - 3 287 - 1 288 - 3 289 - 3
37850-90J05	313 - 15 302 - 11 303 - 11 304 - 11 305 - 11		172 - 3 173 - 3 174 - 3 175 - 3 176 - 3		290 - 1 291 - 3 292 - 3 293 - 1 294 - 1
37850-93J10 37850-99E04	306 - 11 307 - 4 134 - 4 136 - 4 137 - 4		177 - 3 178 - 1 179 - 1 180 - 1 181 - 1	38500-93J90	295 - 1 296 - 1 297 - 7 297 - 25 298 - 7

DF40A/50A/60A E01 01

PART NO.	FIG. NO. -REF. NO.	PART NO.	FIG. NO. -REF. NO.	PART NO.	FIG. NO. -REF. NO.
38500-93J90	298 - 25 299 - 7 299 - 25 300 - 7 300 - 25	41111-89J21-0EP	145 - 1 146 - 1 148 - 1 149 - 1 152 - 1		151 - 7 152 - 6 153 - 6 154 - 7 155 - 7
	301 - 7 301 - 25 302 - 12 303 - 12 304 - 12	41121-88L00-0EP	153 - 1 147 - 2 150 - 2 151 - 2 154 - 2	41161-94400	248 - 1 250 - 1 251 - 1 253 - 1 254 - 1
38860-76F01	305 - 12 306 - 12 123 - 10 123 - 11 124 - 10	41121-89J15-0EP	155 - 2 145 - 2 146 - 2 148 - 2 149 - 2	41221-88L00	158 - 23 161 - 23 162 - 23 165 - 19 166 - 19
	124 - 11 125 - 10 125 - 11 126 - 10 126 - 11	41130-87J10	152 - 2 153 - 2 145 - 3 146 - 3 148 - 3	41224-88L00	158 - 25 161 - 25 162 - 25 165 - 21 166 - 21
	127 - 10 127 - 11 128 - 10 128 - 11 129 - 10	41130-88L10	149 - 3 152 - 3 153 - 3 147 - 3 150 - 3	41226-97E00	156 - 19 157 - 15 159 - 19 160 - 15 163 - 15
	129 - 11 130 - 10 130 - 11 131 - 10 131 - 11	41135-93J00	151 - 3 154 - 3 155 - 3 145 - 16 146 - 16	41230-97E10	164 - 15 156 - 24 157 - 20 159 - 24 160 - 20
	132 - 10 132 - 11 133 - 10 133 - 11	41135-93J11	148 - 16 149 - 16 152 - 16 153 - 16 147 - 4	41231-88L00	163 - 20 164 - 20 158 - 27 161 - 27 162 - 27
40000		41153-94500	150 - 4 151 - 4 154 - 4 155 - 4 145 - 6	41234-88L00	165 - 23 166 - 23 158 - 28 161 - 28 162 - 28
41111-88L01-0EP	147 - 1 150 - 1 151 - 1 154 - 1 155 - 1		146 - 6 147 - 7 148 - 6 149 - 6 150 - 7	41270-89J10	165 - 24 166 - 24 156 - 20 157 - 16 159 - 20

PART NO.	FIG. NO. -REF. NO.	PART NO.	FIG. NO. -REF. NO.	PART NO.	FIG. NO. -REF. NO.
41270-89J10	160 - 16 163 - 16 164 - 16	43119-88L10	166 - 11 158 - 12 161 - 12 162 - 12 165 - 12	43517-88L00	160 - 30 163 - 30 164 - 30 157 - 31 160 - 31
41280-88L10	158 - 24 161 - 24	43211-87J00	166 - 12 156 - 2 157 - 2 159 - 2 160 - 2	43711-89J10	163 - 31 164 - 31 156 - 3 157 - 3 159 - 3
41280-89J04	162 - 24 165 - 20 166 - 20 156 - 21 157 - 17	43211-88L00	163 - 2 164 - 2 158 - 2 161 - 2 162 - 2	43711-97E00	160 - 3 163 - 3 164 - 3 158 - 3 161 - 3
43111-88L20-0EP	159 - 21 160 - 17 163 - 17 164 - 17 156 - 1	43241-87J00	165 - 2 166 - 2 146 - 17 152 - 17 153 - 17	43750-88L20-0EP	162 - 3 165 - 3 166 - 3 156 - 4 157 - 4
43111-88L30-0EP	157 - 1 159 - 1 160 - 1 163 - 1 163 - 1	43411-88L00	157 - 24 160 - 24 163 - 24 164 - 24 157 - 25	43111-88L40-0EP	164 - 4 159 - 4 160 - 4 161 - 4 161 - 4
43111-88L40-0EP	164 - 1 164 - 1 156 - 1 159 - 1 158 - 1	43415-88L00	157 - 24 160 - 24 163 - 24 164 - 24 157 - 25	43512-88L00	162 - 4 162 - 4 163 - 4 163 - 4 164 - 4
43111-88L50-0EP	161 - 1 161 - 1 162 - 1 162 - 1 165 - 1	43513-88L00	160 - 25 163 - 25 164 - 25 157 - 26 160 - 26	43112-99E00	164 - 4 165 - 4 165 - 4 166 - 4 166 - 4
43112-99E00	165 - 1 166 - 1 166 - 1 158 - 1 161 - 1	43514-88L00	163 - 26 164 - 26 157 - 27 160 - 27 163 - 27	43114-88L00	164 - 4 165 - 4 165 - 4 166 - 4 166 - 4
43114-88L00	165 - 1 166 - 1 166 - 1 158 - 1 161 - 1	43515-88L00	164 - 27 157 - 28 160 - 28 163 - 28 164 - 28	43750-88L30-0EP	156 - 4 158 - 4 159 - 4 161 - 4 157 - 22
43115-88L00	75 - 12 158 - 14 161 - 14 162 - 14 165 - 14	43516-88L00	164 - 27 157 - 28 160 - 28 163 - 28 164 - 28	43755-87L12-0EP	156 - 4 158 - 4 159 - 4 161 - 4 157 - 22
43119-88L00	166 - 14 158 - 11 161 - 11 162 - 11 165 - 11	43515-88L00	164 - 27 157 - 28 160 - 28 163 - 28 164 - 28	43119-88L00	160 - 22 163 - 22 164 - 22 245 - 57 246 - 57
43119-88L00	166 - 14 158 - 11 161 - 11 162 - 11 165 - 11	43516-88L00	164 - 27 157 - 28 160 - 28 163 - 28 164 - 28	43119-88L00	160 - 22 163 - 22 164 - 22 245 - 57 246 - 57

DF40A/50A/60A E01 01

PART NO.	FIG. NO. -REF. NO.	PART NO.	FIG. NO. -REF. NO.	PART NO.	FIG. NO. -REF. NO.
43755-87L12-0EP	309 - 59 310 - 59 311 - 59 312 - 59 313 - 59	45421-89J00	168 - 1 169 - 1 145 - 4 146 - 4 148 - 4	48121-89J10	174 - 20 175 - 20 176 - 20 177 - 20 167 - 5
43755-88L00-0EP	156 - 11 158 - 19 159 - 11 161 - 19 162 - 19	45731-96312	149 - 4 152 - 4 153 - 4 156 - 22 157 - 18		168 - 5 169 - 5 170 - 20 172 - 20 173 - 20
43761-87J11-0EP	241 - 1 242 - 1 243 - 1 244 - 1 245 - 1		158 - 29 159 - 22 160 - 18 161 - 29 162 - 29	48320-87J10	170 - 4 171 - 4 172 - 4 173 - 4 174 - 4
	246 - 1 309 - 4 310 - 4 311 - 4 312 - 4	47225-87J00	163 - 18 164 - 18 165 - 25 166 - 25 170 - 19	48321-89J11	175 - 4 176 - 4 177 - 4 167 - 6 168 - 6
43768-90J01	313 - 4 241 - 52 242 - 53 243 - 52 244 - 52	47225-88L00	172 - 19 173 - 19 171 - 19 174 - 19 175 - 19		169 - 6 170 - 21 171 - 21 172 - 21 173 - 21
	245 - 53 246 - 53 309 - 57 310 - 57 311 - 57	47225-89J00	176 - 19 177 - 19 167 - 2 168 - 2 169 - 2	48325-89J00	174 - 21 175 - 21 176 - 21 177 - 21 167 - 7
43770-99E03	312 - 57 313 - 57 245 - 59 246 - 59 309 - 51	47226-89J00 47400-87J32	167 - 3 168 - 3 169 - 3 167 - 4 168 - 4		168 - 7 169 - 7 170 - 22 171 - 22 172 - 22
43776-87L00	310 - 51 311 - 51 312 - 51 313 - 51 309 - 60	48000-88L01	169 - 4 171 - 1 174 - 1 175 - 1 176 - 1		173 - 22 174 - 22 175 - 22 176 - 22 177 - 22
45260-89J00	310 - 60 311 - 60 312 - 60 313 - 60 167 - 1	48000-88L12 48121-88L00	177 - 1 170 - 1 172 - 1 173 - 1 171 - 20	48326-87J00	170 - 23 171 - 23 172 - 23 173 - 23 174 - 23

PART NO.	FIG. NO. -REF. NO.	PART NO.	FIG. NO. -REF. NO.	PART NO.	FIG. NO. -REF. NO.
48326-87J00	175 - 23 176 - 23 177 - 23	48553-97E00	177 - 9 170 - 10 171 - 10 172 - 10 173 - 10		174 - 15 175 - 15 176 - 15 177 - 15 170 - 16
48326-89J00	167 - 8 168 - 8			48611-88L00	
48330-87J10	169 - 8 170 - 5 171 - 5 172 - 5 173 - 5	48557-87J10	174 - 10 175 - 10 176 - 10 177 - 10 170 - 11		171 - 16 172 - 16 173 - 16 174 - 16 175 - 16
48510-97E00	174 - 5 175 - 5 176 - 5 177 - 5 170 - 6		171 - 11 172 - 11 173 - 11 174 - 11 175 - 11	48681-87J10	176 - 16 177 - 16 170 - 17 171 - 17 172 - 17
	171 - 6 172 - 6 173 - 6 174 - 6 175 - 6	48571-88L00	176 - 11 177 - 11 170 - 12 171 - 12 172 - 12		173 - 17 174 - 17 175 - 17 176 - 17 177 - 17
48541-87J10	176 - 6 177 - 6 170 - 7 171 - 7 172 - 7		173 - 12 174 - 12 175 - 12 176 - 12 177 - 12	48862-87J10	170 - 18 171 - 18 172 - 18 173 - 18 174 - 18
	173 - 7 174 - 7 175 - 7 176 - 7 177 - 7	48572-87J10	170 - 13 171 - 13 172 - 13 173 - 13 174 - 13		175 - 18 176 - 18 177 - 18
48541-87J20	170 - 8 171 - 8 172 - 8 173 - 8 174 - 8	48582-97E01	175 - 13 176 - 13 177 - 13 170 - 14 171 - 14		5 0 0 0 0
48551-88L00	175 - 8 176 - 8 177 - 8 170 - 9 171 - 9		172 - 14 173 - 14 174 - 14 175 - 14 176 - 14	51110-88L00-0EP	186 - 1 187 - 1 188 - 1 189 - 1 190 - 1
	172 - 9 173 - 9 174 - 9 175 - 9 176 - 9	48583-87J10	177 - 14 170 - 15 171 - 15 172 - 15 173 - 15		191 - 1 192 - 1 193 - 1 194 - 1 195 - 1

DF40A/50A/60A E01 01

PART NO.	FIG. NO. -REF. NO.	PART NO.	FIG. NO. -REF. NO.	PART NO.	FIG. NO. -REF. NO.
51110-88L00-0EP	196 - 1	51211-88L00	186 - 2		204 - 7
51122-88L00	186 - 8		187 - 2		205 - 7
	187 - 8		188 - 2		206 - 7
	188 - 8		189 - 2		207 - 7
	189 - 8		190 - 2	54114-88L00	188 - 20
	190 - 8		191 - 2		191 - 20
	191 - 8		192 - 2		192 - 20
	192 - 8		193 - 2		195 - 20
	193 - 8		194 - 2		196 - 20
	194 - 8		195 - 2		199 - 14
	195 - 8		196 - 2		202 - 18
51123-88L00	196 - 8		314 - 9		203 - 18
	186 - 9		315 - 9		206 - 18
	187 - 9		316 - 9	54114-90J01	207 - 18
	188 - 9		317 - 9		186 - 20
	189 - 9		318 - 9		186 - 22
	190 - 9		319 - 9		187 - 20
	191 - 9		320 - 9		187 - 22
	192 - 9		321 - 9		188 - 22
	193 - 9		322 - 9		189 - 20
	194 - 9		323 - 9		189 - 22
	195 - 9	52111-88L00-0EP	324 - 9		190 - 20
	196 - 9		197 - 1		190 - 22
	314 - 10		199 - 1		191 - 22
	315 - 10		200 - 1		192 - 22
	316 - 10		202 - 1		193 - 20
	317 - 10	52111-88L10-0EP	197 - 1		193 - 22
	318 - 10		198 - 1		194 - 20
	319 - 10		199 - 1		194 - 22
	320 - 10		200 - 1		195 - 22
	321 - 10		201 - 1		196 - 22
	322 - 10		202 - 1		197 - 14
51170-88L00	323 - 10		202 - 1		198 - 14
	324 - 10		203 - 1		199 - 16
	186 - 14		203 - 1		200 - 14
	187 - 14		204 - 1		201 - 14
	188 - 14		204 - 1		202 - 20
	189 - 14		205 - 1		203 - 20
	190 - 14		205 - 1		204 - 18
	191 - 14		206 - 1		205 - 18
	192 - 14		206 - 1		206 - 20
	193 - 14		207 - 1		207 - 20
	194 - 14		207 - 1	54120-88L00	188 - 17
	195 - 14	52131-88L00-0EP	202 - 7		191 - 17
	196 - 14		203 - 7		192 - 17

PART NO.	FIG. NO. -REF. NO.	PART NO.	FIG. NO. -REF. NO.	PART NO.	FIG. NO. -REF. NO.
54120-88L00	195 - 17		200 - 8		201 - 10
	196 - 17		201 - 8		202 - 14
54121-88L00	186 - 23		202 - 12		203 - 14
	187 - 23		203 - 12		204 - 14
	189 - 23		204 - 12		205 - 14
	190 - 23		205 - 12		206 - 14
	193 - 23		206 - 12		207 - 14
	194 - 23		207 - 12	54170-88L00	199 - 11
54123-88L00	186 - 24	54160-88L00	199 - 9		202 - 15
	187 - 24		202 - 13		203 - 15
	189 - 24		203 - 13		206 - 15
	190 - 24		206 - 13		207 - 15
	193 - 24		207 - 13	54180-88L00	197 - 11
54124-88L20	194 - 24	54160-88L10	197 - 9		198 - 11
	186 - 17		198 - 9		199 - 12
	187 - 17		200 - 9		200 - 11
	189 - 17		201 - 9		201 - 11
	190 - 17		204 - 13		202 - 16
	193 - 17		205 - 13		203 - 16
	194 - 17	54166-88L00	186 - 19		204 - 15
54130-88L00	186 - 18		187 - 19		205 - 15
	187 - 18		188 - 19		206 - 16
	188 - 18		189 - 19		207 - 16
	189 - 18		190 - 19	54211-87J10-0EP	197 - 7
	190 - 18		191 - 19		198 - 7
	191 - 18		192 - 19		199 - 7
	192 - 18		193 - 19		200 - 7
	193 - 18		194 - 19		201 - 7
	194 - 18		195 - 19		202 - 11
	195 - 18		196 - 19		203 - 11
54137-88L00	196 - 18		197 - 12		204 - 11
	186 - 12		198 - 12		205 - 11
	187 - 12		199 - 13		206 - 11
	188 - 12		200 - 12		207 - 11
	189 - 12		201 - 12	54221-88L00-0EP	197 - 4
	190 - 12		202 - 17		198 - 4
	191 - 12		203 - 17		199 - 4
	192 - 12		204 - 16		200 - 4
	193 - 12		205 - 16		201 - 4
	194 - 12		206 - 17		202 - 4
54151-88L00	195 - 12	54167-87L01	207 - 17		203 - 4
	196 - 12		197 - 10		204 - 4
	197 - 8		198 - 10		205 - 4
	198 - 8		199 - 10		206 - 4
	199 - 8		200 - 10		207 - 4

DF40A/50A/60A E01 01

PART NO.	FIG. NO. -REF. NO.	PART NO.	FIG. NO. -REF. NO.	PART NO.	FIG. NO. -REF. NO.
54231-88L00-0EP	197 - 5 198 - 5 199 - 5 200 - 5 201 - 5		209 - 17 210 - 17 211 - 17 212 - 17 213 - 19	55321-87J10	1 - 7 208 - 20 209 - 20 210 - 20 211 - 20
	202 - 5 203 - 5 204 - 5 205 - 5 206 - 5		214 - 19 215 - 19 216 - 19 217 - 19 218 - 19		212 - 20 213 - 22 215 - 22 216 - 22 218 - 22
55100-87J50-0EP	207 - 5 208 - 1 209 - 1 210 - 1 211 - 1	55300-95500	208 - 18 209 - 18 210 - 18 211 - 18 212 - 18	56120-94321-0EP	98 - 20 99 - 20 100 - 20 101 - 20 102 - 20
	212 - 1 213 - 1 214 - 1 215 - 1 216 - 1		213 - 20 214 - 20 215 - 20 216 - 20 217 - 20		103 - 20 104 - 20 105 - 20 106 - 20 107 - 20
55122-88L00	217 - 1 218 - 1 98 - 28 99 - 28 100 - 28	55320-94900	218 - 20 147 - 12 150 - 12 151 - 12 154 - 12	56130-87J10-0EP	108 - 20 98 - 26 99 - 26 100 - 26 101 - 26
	101 - 28 102 - 28 103 - 28 104 - 28 105 - 28	55320-95311	155 - 12 145 - 7 146 - 7 148 - 7 149 - 7		102 - 26 103 - 26 104 - 26 105 - 26 106 - 26
55125-95500	106 - 28 107 - 28 108 - 28 208 - 4 209 - 4	55321-87J00	152 - 7 153 - 7 1 - 7 2 - 8 167 - 9	57110-88L02	107 - 26 108 - 26 98 - 1 100 - 1 101 - 1
	210 - 4 211 - 4 212 - 4 213 - 4 214 - 4		168 - 9 169 - 9 170 - 26 171 - 26 172 - 26	57110-88L12	103 - 1 98 - 1 99 - 1 100 - 1 101 - 1
55181-95200	215 - 4 216 - 4 217 - 4 218 - 4 208 - 17		173 - 26 174 - 26 175 - 26 176 - 26 177 - 26		102 - 1 103 - 1 104 - 1 105 - 1 106 - 1

PART NO.	FIG. NO. -REF. NO.	PART NO.	FIG. NO. -REF. NO.	PART NO.	FIG. NO. -REF. NO.
57110-88L12	107 - 1		107 - 6		108 - 19
	108 - 1		108 - 6	57632-95320	208 - 11
57110-88L22	103 - 1	57610-94402	98 - 13		209 - 11
	104 - 1		99 - 13		210 - 11
	105 - 1		100 - 13		211 - 11
	106 - 1		101 - 13		212 - 11
	107 - 1		102 - 13		213 - 13
57130-94301	108 - 1		103 - 13		214 - 13
	202 - 10		104 - 13		215 - 13
	203 - 10		105 - 13		216 - 13
	204 - 10		106 - 13		217 - 13
	205 - 10		107 - 13		218 - 13
	206 - 10		108 - 13	57633-94300	208 - 12
57133-88L00	207 - 10	57621-87J02	98 - 14		209 - 12
	98 - 2		99 - 14		210 - 12
	99 - 2		100 - 14		211 - 12
	100 - 2		101 - 14		212 - 12
	101 - 2		102 - 14		213 - 14
	102 - 2		103 - 14		214 - 14
	103 - 2		104 - 14		215 - 14
	104 - 2		105 - 14		216 - 14
	105 - 2		106 - 14		217 - 14
	106 - 2		107 - 14		218 - 14
	107 - 2		108 - 14	57634-88L00	98 - 16
	108 - 2	57630-94300	208 - 16		99 - 16
57133-94400	98 - 3		209 - 16		100 - 16
	99 - 3		210 - 16		101 - 16
	100 - 3		211 - 16		102 - 16
	101 - 3		212 - 16		103 - 16
	102 - 3		213 - 18		104 - 16
	103 - 3		214 - 18		105 - 16
	104 - 3		215 - 18		106 - 16
	105 - 3		216 - 18		107 - 16
	106 - 3		217 - 18		108 - 16
	107 - 3		218 - 18	58100-88L02-019	208 - 9
57300-87851	108 - 3	57631-95303	98 - 19		209 - 9
	98 - 6		99 - 19		210 - 9
	99 - 6		100 - 19		211 - 9
	100 - 6		101 - 19		212 - 9
	101 - 6		102 - 19		213 - 11
	102 - 6		103 - 19		214 - 11
	103 - 6		104 - 19		215 - 11
	104 - 6		105 - 19		216 - 11
	105 - 6		106 - 19		217 - 11
	106 - 6		107 - 19		218 - 11

DF40A/50A/60A E01 01

PART NO.	FIG. NO. -REF. NO.	PART NO.	FIG. NO. -REF. NO.	PART NO.	FIG. NO. -REF. NO.
58100-88L12-019	208 - 9 209 - 9 210 - 9 211 - 9 212 - 9		209 - 9 210 - 9 211 - 9 212 - 9 213 - 11		210 - 10 211 - 10 212 - 10 213 - 12 214 - 12
	213 - 11 214 - 11 215 - 11 216 - 11 217 - 11		214 - 11 215 - 11 216 - 11 217 - 11 218 - 11		215 - 12 216 - 12 217 - 12 218 - 12
58100-88L22-019	218 - 11 208 - 9 209 - 9 210 - 9 211 - 9	58100-88L61-019	208 - 9 209 - 9 210 - 9 211 - 9 212 - 9		6 0 0 0 0
	212 - 9 213 - 11 214 - 11 215 - 11 216 - 11		213 - 11 214 - 11 215 - 11 216 - 11 217 - 11	61112-88L10	219 - 1 220 - 1 221 - 1 222 - 1 223 - 1
58100-88L31-019	217 - 11 218 - 11 208 - 9 209 - 9 210 - 9	58100-88L71-019	218 - 11 208 - 9 209 - 9 210 - 9 211 - 9		224 - 1 225 - 1 226 - 1 227 - 1 228 - 1
	211 - 9 212 - 9 213 - 11 214 - 11 215 - 11		212 - 9 213 - 11 214 - 11 215 - 11 216 - 11	61124-88L10	229 - 1 219 - 24 220 - 24 221 - 24 222 - 24
58100-88L41-019	216 - 11 217 - 11 218 - 11 208 - 9 209 - 9	58100-88L82-019	217 - 11 218 - 11 208 - 9 209 - 9 210 - 9		223 - 24 224 - 24 225 - 24 226 - 24 227 - 24
	210 - 9 211 - 9 212 - 9 213 - 11 214 - 11		211 - 9 212 - 9 213 - 11 214 - 11 215 - 11	61134-88L00	228 - 24 229 - 24 219 - 2 220 - 2 221 - 2
58100-88L51-019	215 - 11 216 - 11 217 - 11 218 - 11 208 - 9	58120-88L00	216 - 11 217 - 11 218 - 11 208 - 10 209 - 10		222 - 2 223 - 2 224 - 2 225 - 2 226 - 2

PART NO.	FIG. NO. -REF. NO.	PART NO.	FIG. NO. -REF. NO.	PART NO.	FIG. NO. -REF. NO.
61134-88L00	227 - 2 228 - 2 229 - 2		238 - 13 239 - 13 240 - 13	61443-88L02	239 - 4 240 - 4 230 - 9 231 - 9 232 - 9
61151-88L00	219 - 6 220 - 6	61431-88L00-0EP	230 - 2 231 - 2		
	221 - 6 222 - 6 223 - 6 224 - 6 225 - 6		232 - 2 233 - 2 234 - 2 235 - 2 236 - 2		233 - 9 234 - 9 235 - 9 236 - 9 237 - 9
61188-88L00	226 - 6 227 - 6 228 - 6 229 - 6 247 - 11	61435-88L02	237 - 2 238 - 2 239 - 2 240 - 2 230 - 14	61446-87L11	238 - 9 239 - 9 240 - 9 230 - 11 231 - 11
61400-88803-0EP	230 - 1 231 - 1 232 - 1 233 - 1 234 - 1	61435-88L12 61435-88L22	231 - 14 232 - 14 233 - 14 234 - 14 235 - 14		232 - 11 233 - 11 234 - 11 235 - 11 236 - 11
	235 - 1 236 - 1 237 - 1 238 - 1 239 - 1		236 - 14 237 - 14 238 - 14 239 - 14 240 - 14	61453-88L02	237 - 11 238 - 11 239 - 11 240 - 11 230 - 10
61412-88L00	240 - 1 219 - 11 220 - 11 221 - 11 222 - 11	61438-88L00	230 - 3 231 - 3 232 - 3 233 - 3 234 - 3		231 - 10 232 - 10 233 - 10 234 - 10 235 - 10
	223 - 11 224 - 11 225 - 11 226 - 11 227 - 11		235 - 3 236 - 3 237 - 3 238 - 3 239 - 3		236 - 10 237 - 10 238 - 10 239 - 10 240 - 10
61422-88L02	228 - 11 229 - 11 230 - 13 231 - 13 232 - 13	61439-88L00	240 - 3 230 - 4 231 - 4 232 - 4 233 - 4	61458-99E31 61458-99E40	236 - 15 238 - 15 240 - 15 230 - 15 231 - 15
61422-88L12 61422-88L22	233 - 13 234 - 13 235 - 13 236 - 13 237 - 13		234 - 4 235 - 4 236 - 4 237 - 4 238 - 4		232 - 15 233 - 15 234 - 15 235 - 15 237 - 15

DF40A/50A/60A E01 01

PART NO.	FIG. NO. -REF. NO.	PART NO.	FIG. NO. -REF. NO.	PART NO.	FIG. NO. -REF. NO.
61458-99E40	239 - 15	61610-95J00	230 - 7		220 - 22
61472-93E32	9 - 10		231 - 7		221 - 22
	11 - 10		232 - 7		222 - 22
	13 - 10		233 - 7		223 - 22
61472-93E40	3 - 10		234 - 7		224 - 22
	4 - 10		235 - 7		225 - 22
	5 - 10		236 - 7		226 - 22
	6 - 10		237 - 7		227 - 22
	7 - 10		238 - 7		228 - 22
	8 - 10		239 - 7		229 - 22
	10 - 10	61632-93J00	240 - 7	61811-88L00-0EP	219 - 3
61476-88L00	12 - 10		219 - 13		220 - 3
	230 - 6		220 - 13		221 - 3
	231 - 6		221 - 13		222 - 3
	232 - 6		222 - 13		223 - 3
	233 - 6		223 - 13		224 - 3
	234 - 6		224 - 13		224 - 3
	235 - 6		225 - 13		225 - 3
	236 - 6		226 - 13		225 - 3
	237 - 6		227 - 13		226 - 3
	238 - 6		228 - 13		226 - 3
	239 - 6		229 - 13		227 - 3
61493-88L00	240 - 6	61633-88L00	219 - 16		227 - 3
	3 - 12		220 - 16		228 - 3
	4 - 12		221 - 16		228 - 3
	5 - 12		222 - 16		229 - 3
	6 - 12		223 - 16	61811-88L10-0EP	229 - 3
	7 - 12		224 - 16		219 - 3
	8 - 12		225 - 16		221 - 3
	9 - 12		226 - 16		222 - 3
	10 - 12		227 - 16	61815-99J00	224 - 3
	11 - 12	61641-88L00	228 - 16		219 - 5
	12 - 12		229 - 16		219 - 5
61494-88L00	13 - 12		219 - 14		220 - 5
	3 - 13		220 - 14		221 - 5
	4 - 13		221 - 14		221 - 5
	5 - 13		222 - 14		222 - 5
	6 - 13		223 - 14		222 - 5
	7 - 13		224 - 14		223 - 5
	8 - 13		225 - 14		224 - 5
	9 - 13		226 - 14		224 - 5
	10 - 13		227 - 14		224 - 5
	11 - 13		228 - 14		225 - 5
	12 - 13	61673-93J10	229 - 14		225 - 5
	13 - 13		219 - 22		226 - 5

PART NO.	FIG. NO. -REF. NO.	PART NO.	FIG. NO. -REF. NO.	PART NO.	FIG. NO. -REF. NO.
61815-99J00	226 - 5 227 - 5 227 - 5 228 - 5 228 - 5	63110-88L13-0EP	245 - 2 246 - 2 241 - 2 243 - 2 244 - 2	63221-87J00	310 - 50 311 - 50 312 - 50 313 - 50 241 - 18
61821-88L00-0EP	229 - 5 229 - 5 219 - 4 220 - 4 221 - 4	63111-87J10-0EP	241 - 15 242 - 17 243 - 15 244 - 15 245 - 17		242 - 20 243 - 18 244 - 18 245 - 20 246 - 20
	222 - 4 223 - 4 224 - 4 224 - 4 225 - 4		246 - 17 309 - 18 310 - 18 311 - 18 312 - 18		309 - 21 310 - 21 311 - 21 312 - 21 313 - 21
	225 - 4 226 - 4 226 - 4 227 - 4 227 - 4	63121-87J03	313 - 18 241 - 16 242 - 18 243 - 16 244 - 16	63223-92D00	241 - 19 242 - 21 243 - 19 244 - 19 245 - 21
61821-88L10-0EP	228 - 4 228 - 4 229 - 4 229 - 4 219 - 4		245 - 18 246 - 18 309 - 19 310 - 19 311 - 19		246 - 21 309 - 22 310 - 22 311 - 22 312 - 22
61831-88L00-0EP	221 - 4 222 - 4 224 - 4 219 - 7 220 - 7	63210-93E30	312 - 19 313 - 19 241 - 17 242 - 19 243 - 17	63225-93200	313 - 22 241 - 20 242 - 22 243 - 20 244 - 20
	221 - 7 222 - 7 223 - 7 224 - 7 225 - 7		244 - 17 245 - 19 246 - 19 309 - 20 310 - 20		245 - 22 246 - 22 309 - 23 310 - 23 311 - 23
63002-88L03-0EP	226 - 7 227 - 7 228 - 7 229 - 7 309 - 1	63215-93110	311 - 20 312 - 20 313 - 20 241 - 55 242 - 56	63227-93200	312 - 23 313 - 23 241 - 21 242 - 23 243 - 21
63110-88L03-0EP	310 - 1 311 - 1 312 - 1 313 - 1 242 - 2		243 - 55 244 - 55 245 - 56 246 - 56 309 - 50		244 - 21 245 - 23 246 - 23 309 - 24 310 - 24

DF40A/50A/60A E01 01

PART NO.	FIG. NO. -REF. NO.	PART NO.	FIG. NO. -REF. NO.	PART NO.	FIG. NO. -REF. NO.
63227-93200	311 - 24 312 - 24 313 - 24	63260-87J02	312 - 44 313 - 44 241 - 25 242 - 27 243 - 25	63272-87J00	313 - 31 241 - 29 242 - 31 243 - 29 244 - 29
63235-87J00	241 - 22 242 - 24				
	243 - 22 244 - 22 245 - 24 246 - 24 309 - 25		244 - 25 245 - 27 246 - 27 309 - 28 310 - 28		245 - 31 246 - 31 309 - 32 310 - 32 311 - 32
63240-87J00	310 - 25 311 - 25 312 - 25 313 - 25 241 - 23	63261-87J00	311 - 28 312 - 28 313 - 28 241 - 26 242 - 28	63273-87J00	312 - 32 313 - 32 241 - 30 242 - 32 243 - 30
	242 - 25 243 - 23 244 - 23 245 - 25 246 - 25		243 - 26 244 - 26 245 - 28 246 - 28 309 - 29		244 - 30 245 - 32 246 - 32 309 - 33 310 - 33
	309 - 26 310 - 26 311 - 26 312 - 26 313 - 26	63262-87J00	310 - 29 311 - 29 312 - 29 313 - 29 241 - 27	63274-87J00	311 - 33 312 - 33 313 - 33 241 - 31 242 - 33
63250-87J01	241 - 24 242 - 26 243 - 24 244 - 24 245 - 26		242 - 29 243 - 27 244 - 27 245 - 29 246 - 29		243 - 31 244 - 31 245 - 33 246 - 33 309 - 34
	246 - 26 309 - 27 310 - 27 311 - 27 312 - 27		309 - 30 310 - 30 311 - 30 312 - 30 313 - 30	63610-88L00	310 - 34 311 - 34 312 - 34 313 - 34 241 - 32
63251-87J00	313 - 27 241 - 42 242 - 43 243 - 42 244 - 42	63271-87J00	241 - 28 242 - 30 243 - 28 244 - 28 245 - 30		242 - 34 243 - 32 244 - 32 245 - 34 246 - 34
	245 - 43 246 - 43 309 - 44 310 - 44 311 - 44		246 - 30 309 - 31 310 - 31 311 - 31 312 - 31		309 - 35 310 - 35 311 - 35 312 - 35 313 - 35

PART NO.	FIG. NO. -REF. NO.	PART NO.	FIG. NO. -REF. NO.	PART NO.	FIG. NO. -REF. NO.
63611-87J00	241 - 45	65520-95D00	247 - 2	67229-95600	302 - 19
	242 - 46	65561-95D00	247 - 3		303 - 19
	243 - 45	65700-90J12	247 - 8		304 - 19
	244 - 45	65740-95D01	247 - 7		305 - 19
	245 - 46	65750-95500	247 - 9		306 - 19
	246 - 46	65770-95505	247 - 10	67230-92E00	308 - 20
	309 - 47	65831-95D00	247 - 4	67231-92E00	308 - 41
	310 - 47	65890-95D00	247 - 5	67232-95600	302 - 20
	311 - 47	65892-95D00	247 - 6		303 - 20
	312 - 47	67200-93J04	302 - 1		304 - 20
63612-87J00	313 - 47		303 - 1		305 - 20
	241 - 46		304 - 1		306 - 20
	242 - 47		305 - 1		308 - 42
	243 - 46	67200-93J13	306 - 1	67232-95620	308 - 28
	244 - 46		307 - 1	67233-92E00	308 - 26
	245 - 47		308 - 1	67234-92E00	308 - 22
	246 - 47	67211-93J00	307 - 27	67235-92E00	308 - 27
	309 - 48	67212-95600	302 - 13	67236-92E00	308 - 32
	310 - 48		303 - 13	67237-92E01	308 - 33
	311 - 48		304 - 13	67238-87D00	302 - 21
63625-99E00	312 - 48		305 - 13		303 - 21
	313 - 48		306 - 13		304 - 21
	241 - 33	67213-92E00	302 - 14		305 - 21
	242 - 35		303 - 14		306 - 21
	243 - 33		304 - 14	67238-92E00	308 - 34
	244 - 33		305 - 14	67239-92E00	308 - 35
	245 - 35	67220-95630	306 - 14	67239-92E10	308 - 45
	246 - 35		302 - 17	67240-92E00	308 - 17
	309 - 36		303 - 17	67241-92E10	308 - 43
	310 - 36		304 - 17	67241-99E10	302 - 22
63626-99E01	311 - 36		305 - 17		303 - 22
	312 - 36		306 - 17		304 - 22
	313 - 36	67221-92E00	308 - 8		305 - 22
	241 - 34	67222-92E00	308 - 2		306 - 22
	242 - 36	67223-92E00	308 - 3	67243-92E00	308 - 44
	243 - 34	67223-99E10	302 - 18	67243-95600	302 - 23
	244 - 34		303 - 18		303 - 23
	245 - 36		304 - 18		304 - 23
	246 - 36		305 - 18		305 - 23
	309 - 37		306 - 18		306 - 23
65000-95D01	310 - 37	67224-92E00	308 - 9	67244-95600	302 - 24
	311 - 37	67226-92E00	308 - 15		303 - 24
	312 - 37	67226-92E10	308 - 16		304 - 24
	313 - 37	67227-92E00	308 - 24		305 - 24
	247 - 1	67228-92E00	308 - 18		306 - 24

DF40A/50A/60A E01 01

PART NO.	FIG. NO. -REF. NO.	PART NO.	FIG. NO. -REF. NO.	PART NO.	FIG. NO. -REF. NO.
67245-92E00	308 - 23		304 - 32	67286-92E00	308 - 19
67245-95600	302 - 25		305 - 32	67287-92E00	307 - 20
	303 - 25		306 - 32	67288-92E00	302 - 40
	304 - 25	67259-87D00	302 - 33		303 - 40
	305 - 25		303 - 33		304 - 40
	306 - 25		304 - 33		305 - 40
67246-92E00	308 - 36		305 - 33		306 - 40
67251-93J00	307 - 12		306 - 33		308 - 4
67251-99E10	302 - 26	67261-93J00	307 - 2	67288-92E10	308 - 6
	303 - 26	67261-99E00	302 - 34	67288-92E20	307 - 7
	304 - 26		303 - 34	67288-92E30	307 - 14
	305 - 26		304 - 34	67288-92E40	307 - 10
67252-92E10	306 - 26		305 - 34	67291-92E00	308 - 7
	308 - 39		306 - 34	67291-92E10	308 - 37
67252-95600	302 - 27	67263-87J10	241 - 35	67292-87J00	241 - 36
	303 - 27		243 - 35		242 - 37
	304 - 27		244 - 35		243 - 36
	305 - 27	67263-93J00	307 - 3		244 - 36
	306 - 27	67264-95600	302 - 36		245 - 37
67253-92E00	307 - 15		303 - 36		246 - 37
	308 - 38		304 - 36		309 - 38
67253-95600	302 - 28		305 - 36		310 - 38
	303 - 28		306 - 36		311 - 38
	304 - 28	67267-95610	302 - 37		312 - 38
	305 - 28		303 - 37		313 - 38
	306 - 28		304 - 37	67292-94300	302 - 41
	308 - 40		305 - 37		303 - 41
67255-99E00	302 - 29		306 - 37		304 - 41
	303 - 29	67269-92E00	308 - 29		305 - 41
	304 - 29	67271-92E00	307 - 26		306 - 41
	305 - 29	67273-92E00	307 - 23		308 - 5
	306 - 29	67273-95600	302 - 38	67294-92E00	308 - 10
67256-95600	302 - 30		303 - 38	67294-95600	302 - 42
	303 - 30		304 - 38		303 - 42
	304 - 30		305 - 38		304 - 42
	305 - 30		306 - 38		305 - 42
	306 - 30		307 - 22		306 - 42
67257-92E00	307 - 11	67274-92E00	307 - 24	67295-92E00	307 - 8
67257-99E00	302 - 31	67275-95600	302 - 39	67295-92E10	307 - 5
	303 - 31		303 - 39	67296-88D10	307 - 6
	304 - 31		304 - 39		308 - 13
	305 - 31		305 - 39		308 - 30
	306 - 31		306 - 39	67296-90J00	302 - 43
67258-99E00	302 - 32		307 - 21		303 - 43
	303 - 32	67281-93J00	307 - 17		304 - 43

PART NO.	FIG. NO. -REF. NO.	PART NO.	FIG. NO. -REF. NO.	PART NO.	FIG. NO. -REF. NO.
67296-90J00	305 - 43		303 - 56		82 - 16
	306 - 43		304 - 56		83 - 16
67296-92E10	302 - 16		305 - 56		84 - 16
	303 - 16	67320-93J20	306 - 56		85 - 16
	304 - 16		302 - 56		86 - 16
	305 - 16		303 - 56	67343-88L01	76 - 18
	306 - 16		304 - 56		77 - 18
	308 - 12		305 - 56		78 - 18
67296-92E20	308 - 14		306 - 56		79 - 18
67296-92E30	307 - 18	67320-93J30	302 - 56		80 - 18
67296-92E60	307 - 13		303 - 56		81 - 18
67296-92E70	307 - 9		304 - 56		82 - 18
	307 - 28		305 - 56		83 - 18
67296-94300	302 - 44		306 - 56		84 - 18
	303 - 44	67320-93J40	302 - 56		85 - 18
	304 - 44		303 - 56		86 - 18
	305 - 44		304 - 56	67467-89J01	248 - 7
	306 - 44		305 - 56		249 - 1
67296-94310	302 - 35		306 - 56		250 - 7
	303 - 35	67320-93J50	302 - 56		251 - 7
	304 - 35		303 - 56		252 - 1
	305 - 35		304 - 56		253 - 7
	306 - 35		305 - 56		254 - 7
67296-95600	302 - 45		306 - 56		255 - 1
	303 - 45	67320-93J60	302 - 56		256 - 1
	304 - 45		303 - 56		257 - 1
	305 - 45		304 - 56		258 - 1
	306 - 45		305 - 56	67500-93J00	307 - 29
67296-95610	302 - 46		306 - 56	67700-93J00	249 - 4
	303 - 46	67320-93J70	302 - 56		252 - 4
	304 - 46		303 - 56		255 - 4
	305 - 46		304 - 56		256 - 4
	306 - 46		305 - 56		257 - 4
	307 - 25		306 - 56		258 - 4
67297-95600	302 - 47	67320-93J80	302 - 56	67701-87J11	248 - 2
	303 - 47		303 - 56		250 - 2
	304 - 47		304 - 56		251 - 2
	305 - 47		305 - 56		253 - 2
	306 - 47		306 - 56		254 - 2
67320-93J00	302 - 56	67341-88L01	76 - 16	67721-87J00	248 - 3
	303 - 56		77 - 16		250 - 3
	304 - 56		78 - 16		251 - 3
	305 - 56		79 - 16		253 - 3
	306 - 56		80 - 16		254 - 3
67320-93J10	302 - 56		81 - 16	67725-99E00	248 - 4

DF40A/50A/60A E01 01

PART NO.	FIG. NO. -REF. NO.	PART NO.	FIG. NO. -REF. NO.	PART NO.	FIG. NO. -REF. NO.
67725-99E00	250 - 4 251 - 4 253 - 4 254 - 4	9 0 0 0 0		01550-0612A 01550-06127	228 - 23 229 - 23 15 - 12 1 - 25 17 - 12
67726-99E00	248 - 5				
67728-99E00	250 - 5 251 - 5 253 - 5 254 - 5 248 - 6	99011-88L10-054	314 - 12 315 - 12 316 - 12 317 - 12 318 - 12		40 - 16 41 - 16 42 - 16 43 - 16 44 - 16
68111-18G20	250 - 6 251 - 6 253 - 6 254 - 6 230 - 12	99011-88L10-059	319 - 12 321 - 12 323 - 12 314 - 12 315 - 12		45 - 16 46 - 16 47 - 16 48 - 16 49 - 16
	231 - 12 232 - 12 233 - 12 234 - 12 235 - 12		317 - 12 318 - 12 319 - 12 320 - 12 321 - 12		50 - 16 75 - 17 76 - 14 77 - 14 78 - 14
	236 - 12 237 - 12 238 - 12 239 - 12 240 - 12		322 - 12 323 - 12 324 - 12		79 - 14 80 - 14 81 - 14 82 - 14 83 - 14
68165-16B00-13L	302 - 48 303 - 48 304 - 48 305 - 48 306 - 48	0 0 0 0 0			84 - 14 85 - 14 86 - 14 110 - 11 123 - 24
69711-93E10	3 - 11 4 - 11 5 - 11 6 - 11 7 - 11				01421-08607 01547-06167 01547-06207 01547-06257 01547-0640A
	8 - 11 9 - 11 10 - 11 11 - 11 12 - 11	01547-06457 01550-05107	1 - 19 219 - 23 220 - 23 221 - 23 222 - 23		129 - 24 130 - 24 131 - 24 132 - 24 133 - 24
	13 - 11		223 - 23 224 - 23 225 - 23 226 - 23 227 - 23		134 - 9 136 - 9 137 - 9 138 - 9 139 - 9

PART NO.	FIG. NO. -REF. NO.	PART NO.	FIG. NO. -REF. NO.	PART NO.	FIG. NO. -REF. NO.
01550-06127	140 - 9 143 - 9 144 - 9		85 - 17 86 - 3 86 - 17		22 - 24 23 - 24 24 - 24
01550-06167	1 - 27 40 - 9	01550-0620A	109 - 19 15 - 10		25 - 24 26 - 24
	41 - 9 42 - 9 43 - 9 44 - 9 45 - 9	01550-06207	17 - 15 62 - 7		27 - 24 28 - 24
		01550-06257	3 - 8 4 - 8 5 - 8		31 - 4 34 - 4 35 - 4
	46 - 9 47 - 9 48 - 9 49 - 9 50 - 9		6 - 8 7 - 8 8 - 8 9 - 8 10 - 8		36 - 4 37 - 4 38 - 4 39 - 4 76 - 4
	63 - 4 64 - 4 65 - 4 66 - 4 67 - 4		11 - 8 12 - 8 13 - 8 40 - 2 41 - 2		77 - 4 78 - 4 79 - 4 80 - 4 81 - 4
	68 - 4 69 - 4 70 - 4 71 - 4 72 - 4		42 - 2 43 - 2 44 - 2 45 - 2 46 - 2		82 - 4 83 - 4 84 - 4 85 - 4 86 - 4
	73 - 4 76 - 3 76 - 17 77 - 3 77 - 17		47 - 2 48 - 2 49 - 2 50 - 2 111 - 2	01550-06407	63 - 11 64 - 11 65 - 11 66 - 11 67 - 11
	78 - 3 78 - 17 79 - 3 79 - 17 80 - 3	01550-06307	3 - 2 4 - 2 5 - 2 6 - 2 7 - 2		68 - 11 69 - 11 70 - 11 71 - 11 72 - 11
	80 - 17 81 - 3 81 - 17 82 - 3 82 - 17		8 - 2 9 - 2 10 - 2 11 - 2 12 - 2	01550-06457	73 - 11 63 - 3 64 - 3 65 - 3 66 - 3
	83 - 3 83 - 17 84 - 3 84 - 17 85 - 3		13 - 2 18 - 24 19 - 24 20 - 24 21 - 24		67 - 3 68 - 3 69 - 3 70 - 3 71 - 3

DF40A/50A/60A E01 01

PART NO.	FIG. NO. -REF. NO.	PART NO.	FIG. NO. -REF. NO.	PART NO.	FIG. NO. -REF. NO.
01550-06457	72 - 3		189 - 5		310 - 46
	73 - 3		190 - 5		311 - 46
01550-08207	1 - 9		191 - 5		312 - 46
	2 - 2		192 - 5		313 - 46
	63 - 5		193 - 5	02142-0612A	1 - 21
	64 - 5		194 - 5	03112-06303	275 - 26
	65 - 5		195 - 5		276 - 24
	66 - 5		196 - 5		277 - 26
	67 - 5	01570-0616A	74 - 7		278 - 26
	68 - 5	01570-06167	76 - 20		279 - 24
	69 - 5		77 - 20		280 - 26
	70 - 5		78 - 20		281 - 26
	71 - 5		79 - 20		282 - 24
	72 - 5		80 - 20		283 - 24
	73 - 5		81 - 20		284 - 24
01550-0825A	186 - 10		82 - 20		285 - 24
	187 - 10		83 - 20	03121-0516A	297 - 24
	188 - 10		84 - 20		298 - 24
	189 - 10		85 - 20		299 - 24
	190 - 10		86 - 20		300 - 24
	191 - 10	02112-0408A	18 - 15		301 - 24
	192 - 10		19 - 15	03122-05165	297 - 29
	193 - 10		20 - 15		298 - 29
	194 - 10		21 - 15		299 - 29
	195 - 10		22 - 15		300 - 29
	196 - 10		23 - 15		301 - 29
01550-08307	17 - 5		25 - 15	03142-04309	51 - 17
	109 - 20		27 - 15		52 - 17
01550-08407	2 - 6	02112-06307	110 - 12		53 - 17
	17 - 6	02112-34167	17 - 9		54 - 17
01550-0845A	186 - 4	02142-0408B	18 - 16		55 - 17
	187 - 4		19 - 16		56 - 17
	188 - 4		20 - 16		57 - 17
	189 - 4		21 - 16		58 - 17
	190 - 4		22 - 16		59 - 17
	191 - 4		23 - 16		60 - 17
	192 - 4		25 - 16	03542-05169	61 - 17
	193 - 4		27 - 16		219 - 12
	194 - 4	02142-05207	241 - 44		220 - 12
	195 - 4		242 - 45		221 - 12
	196 - 4		243 - 44		222 - 12
01550-08457	1 - 12		244 - 44		223 - 12
01550-0885A	186 - 5		245 - 45		224 - 12
	187 - 5		246 - 45		225 - 12
	188 - 5		309 - 46		226 - 12

PART NO.	FIG. NO. -REF. NO.	PART NO.	FIG. NO. -REF. NO.	PART NO.	FIG. NO. -REF. NO.
03542-05169	227 - 12 228 - 12 229 - 12		99 - 12 100 - 12 101 - 12		125 - 17 126 - 17 127 - 17
03542-06169	230 - 5 231 - 5		102 - 12 103 - 12		128 - 17 129 - 17
	232 - 5 233 - 5 234 - 5 235 - 5 236 - 5		104 - 12 105 - 12 106 - 12 107 - 12 108 - 12	08316-10087	130 - 17 131 - 17 132 - 17 133 - 17 17 - 7
03542-06209	237 - 5 238 - 5 239 - 5 240 - 5 3 - 4	08211-35451	98 - 10 99 - 10 100 - 10 101 - 10 102 - 10		123 - 2 124 - 2 125 - 2 126 - 2 127 - 2
	4 - 4 5 - 4 6 - 4 7 - 4 8 - 4		103 - 10 104 - 10 105 - 10 106 - 10 107 - 10		128 - 2 129 - 2 130 - 2 131 - 2 132 - 2
	9 - 4 10 - 4 11 - 4 12 - 4 13 - 4	08221-35455	108 - 10 98 - 10 99 - 10 100 - 10 101 - 10	08321-01067	133 - 2 123 - 18 124 - 18 125 - 18 126 - 18
04211-09109 04211-13189 04221-04089	74 - 4 1 - 13 3 - 9 4 - 9 5 - 9		102 - 10 103 - 10 104 - 10 105 - 10 106 - 10		127 - 18 128 - 18 129 - 18 130 - 18 131 - 18
	6 - 9 7 - 9 8 - 9 9 - 9 10 - 9	08221-35456	107 - 10 108 - 10 98 - 10 99 - 10 100 - 10	08331-3115A	132 - 18 133 - 18 87 - 12 88 - 12 89 - 12
04221-05109	11 - 9 12 - 9 13 - 9 14 - 7 16 - 6		101 - 10 102 - 10 103 - 10 104 - 10 105 - 10		90 - 12 91 - 12 92 - 12 93 - 12 94 - 12
07120-06357 08211-20263	29 - 5 30 - 5 32 - 5 33 - 5 98 - 12	08310-00067	106 - 10 107 - 10 108 - 10 123 - 17 124 - 17	09100-06113	95 - 12 96 - 12 97 - 12 167 - 10 168 - 10

DF40A/50A/60A E01 01

PART NO.	FIG. NO. -REF. NO.	PART NO.	FIG. NO. -REF. NO.	PART NO.	FIG. NO. -REF. NO.
09100-06113	169 - 10		118 - 9		55 - 7
09100-08232	302 - 49		121 - 9		56 - 7
	303 - 49		122 - 9		57 - 7
	304 - 49	09103-06152	114 - 12		58 - 7
	305 - 49		117 - 12		59 - 7
	306 - 49		118 - 12		60 - 7
09100-08260	15 - 5		121 - 12	09108-06144	61 - 7
09100-10264	241 - 47		122 - 12		51 - 8
	242 - 48	09103-06266	1 - 3		52 - 8
	243 - 47	09103-06281	1 - 8		53 - 8
	244 - 47		2 - 9		54 - 8
	245 - 48		167 - 12		55 - 8
	246 - 48		168 - 12		56 - 8
	309 - 52		169 - 12		57 - 8
	310 - 52		170 - 27		58 - 8
	311 - 52		171 - 27		59 - 8
	312 - 52		172 - 27		60 - 8
09100-12091	313 - 52		173 - 27		61 - 8
	145 - 9		174 - 27	09108-08254	202 - 8
	146 - 9		175 - 27		203 - 8
	147 - 8		176 - 27		204 - 8
	148 - 9		177 - 27		205 - 8
	149 - 9	09103-10189	16 - 4		206 - 8
	150 - 8	09103-14024	110 - 2		207 - 8
	151 - 8	09106-05030	110 - 7	09108-10161	156 - 12
	152 - 9	09106-08099	241 - 40		158 - 20
	153 - 9		242 - 41		159 - 12
	154 - 8		243 - 40		161 - 20
09100-12093	155 - 8		244 - 40		162 - 20
	145 - 9		245 - 41	09116-06094	51 - 15
	146 - 9		246 - 41		52 - 15
	147 - 8		309 - 42		53 - 15
	148 - 9		310 - 42		54 - 15
	149 - 9		311 - 42		55 - 15
	150 - 8		312 - 42		56 - 15
	151 - 8		313 - 42		57 - 15
	152 - 9	09106-10065	147 - 14		58 - 15
	153 - 9		150 - 14		59 - 15
	154 - 8		151 - 14		60 - 15
	155 - 8		154 - 14		61 - 15
09103-06093	112 - 5		155 - 14		145 - 8
	114 - 9	09108-06143	51 - 7		146 - 8
	115 - 5		52 - 7		148 - 8
	116 - 5		53 - 7		149 - 8
	117 - 9		54 - 7		152 - 8

PART NO.	FIG. NO. -REF. NO.	PART NO.	FIG. NO. -REF. NO.	PART NO.	FIG. NO. -REF. NO.
09116-06094	153 - 8 156 - 23 157 - 19 157 - 32 159 - 23		102 - 25 103 - 25 104 - 25 105 - 25 106 - 25	09116-10176	312 - 61 313 - 61 186 - 13 187 - 13 188 - 13
	160 - 19 160 - 32 163 - 19 163 - 32 164 - 19	09116-08128 09116-08131	107 - 25 108 - 25 75 - 3 208 - 8 209 - 8		189 - 13 190 - 13 191 - 13 192 - 13 193 - 13
09116-06121	164 - 32 62 - 3 75 - 8 147 - 13 150 - 13		210 - 8 211 - 8 212 - 8 213 - 8 214 - 8		194 - 13 195 - 13 196 - 13 197 - 2 197 - 6
09116-06127	151 - 13 154 - 13 155 - 13 219 - 15 220 - 15	09116-08137	215 - 8 216 - 8 217 - 8 218 - 8 147 - 5		198 - 2 198 - 6 199 - 2 199 - 6 200 - 2
	221 - 15 222 - 15 223 - 15 224 - 15 225 - 15	09116-10124	150 - 5 151 - 5 154 - 5 155 - 5 75 - 13		200 - 6 201 - 2 201 - 6 202 - 2 202 - 6
09116-06202	226 - 15 227 - 15 228 - 15 229 - 15 111 - 4	09116-10131	167 - 11 168 - 11 169 - 11 170 - 25 171 - 25		203 - 2 203 - 6 204 - 2 204 - 6 205 - 2
09116-08117	186 - 3 187 - 3 188 - 3 189 - 3 190 - 3		172 - 25 173 - 25 174 - 25 175 - 25 176 - 25		205 - 6 206 - 2 206 - 6 207 - 2 207 - 6
	191 - 3 192 - 3 193 - 3 194 - 3 195 - 3	09116-10150	177 - 25 157 - 23 160 - 23 163 - 23 164 - 23	09117-08037	208 - 5 209 - 5 210 - 5 211 - 5 212 - 5
09116-08122	196 - 3 98 - 25 99 - 25 100 - 25 101 - 25		245 - 58 246 - 58 309 - 61 310 - 61 311 - 61		213 - 5 214 - 5 215 - 5 216 - 5 217 - 5

DF40A/50A/60A E01 01

PART NO.	FIG. NO. -REF. NO.	PART NO.	FIG. NO. -REF. NO.	PART NO.	FIG. NO. -REF. NO.
09117-08037	218 - 5	09125-05047	241 - 41		306 - 50
09117-10058	241 - 53		242 - 42	09126-06006	308 - 25
	242 - 54		243 - 41	09126-06015	241 - 37
	243 - 53		244 - 41		242 - 38
	244 - 53		245 - 42		243 - 37
	245 - 54		246 - 42		244 - 37
	246 - 54		309 - 43		245 - 38
	309 - 58		310 - 43		246 - 38
	310 - 58		311 - 43		309 - 39
	311 - 58		312 - 43		310 - 39
	312 - 58	09125-05048	313 - 43		311 - 39
09118-08127	313 - 58		112 - 3		312 - 39
	219 - 8		115 - 3	09136-05008	313 - 39
	220 - 8	09125-05050	116 - 3		241 - 43
	221 - 8		158 - 10		242 - 44
	222 - 8		161 - 10		243 - 43
	223 - 8		162 - 10		244 - 43
	224 - 8		165 - 10		245 - 44
	225 - 8	09125-05135	166 - 10		246 - 44
	226 - 8		307 - 30		309 - 45
	227 - 8	09125-06063	156 - 9		310 - 45
	228 - 8		157 - 9		311 - 45
	229 - 8		158 - 9		312 - 45
09125-05042	302 - 15		158 - 30		313 - 45
	303 - 15		159 - 9	09137-04004	134 - 2
	304 - 15		160 - 9		135 - 2
	305 - 15		161 - 9		136 - 2
	306 - 15		161 - 30		137 - 2
09125-05046	308 - 21		162 - 9		138 - 2
	51 - 19		162 - 30		139 - 2
	52 - 19		163 - 9		140 - 2
	53 - 19		164 - 9		141 - 2
	54 - 19		165 - 9		142 - 2
	55 - 19		165 - 26		143 - 2
	56 - 19		166 - 9		144 - 2
	57 - 19	09125-06067	166 - 26	09140-05005	63 - 9
	58 - 19		158 - 13		64 - 9
	59 - 19		161 - 13		65 - 9
	60 - 19		162 - 13		66 - 9
	61 - 19		165 - 13		67 - 9
	114 - 3	09126-05003	166 - 13		68 - 9
	117 - 3		302 - 50		69 - 9
	118 - 3		303 - 50		70 - 9
	121 - 3		304 - 50		71 - 9
	122 - 3		305 - 50		72 - 9

PART NO.	FIG. NO. -REF. NO.	PART NO.	FIG. NO. -REF. NO.	PART NO.	FIG. NO. -REF. NO.
09140-05005	73 - 9		236 - 8		189 - 21
	307 - 32		237 - 8		190 - 21
09140-06020	167 - 13		238 - 8		191 - 21
	168 - 13		239 - 8		192 - 21
	169 - 13		240 - 8		193 - 21
	302 - 51	09159-08059	157 - 33		194 - 21
	303 - 51		160 - 33		195 - 21
	304 - 51		163 - 33		196 - 21
	305 - 51		164 - 33		197 - 13
	306 - 51	09159-10050	145 - 14		198 - 13
	308 - 31		146 - 14		199 - 15
09140-08023-XC0	213 - 9		148 - 14		200 - 13
	214 - 9		149 - 14		201 - 13
	215 - 9		152 - 14		202 - 19
	216 - 9		153 - 14		203 - 19
	217 - 9		156 - 13		204 - 17
	218 - 9		158 - 21		205 - 17
09140-12034	98 - 7		159 - 13		206 - 19
	99 - 7		161 - 21	09159-22006	207 - 19
	100 - 7		162 - 21		145 - 11
	101 - 7		241 - 48		146 - 11
	102 - 7		242 - 49		147 - 6
	103 - 7		243 - 48		148 - 11
	104 - 7		244 - 48		149 - 11
	105 - 7		245 - 49		150 - 6
	106 - 7		246 - 49		151 - 6
	107 - 7		309 - 53		152 - 11
09141-18005	108 - 7		310 - 53		153 - 11
	208 - 13		311 - 53		154 - 6
	209 - 13		312 - 53		155 - 6
	210 - 13	09159-12014	313 - 53	09160-05024	307 - 19
	211 - 13		145 - 10	09160-05029	112 - 4
	212 - 13		146 - 10		114 - 4
	213 - 15		147 - 9		115 - 4
	214 - 15		148 - 10		116 - 4
	215 - 15		149 - 10		117 - 4
	216 - 15		150 - 9		118 - 4
	217 - 15		151 - 9		121 - 4
09159-06084	218 - 15		152 - 10		122 - 4
	230 - 8		153 - 10		307 - 31
	231 - 8		154 - 9	09160-06047	63 - 10
	232 - 8		155 - 9		64 - 10
	233 - 8		186 - 21		65 - 10
	234 - 8		187 - 21		66 - 10
	235 - 8		188 - 21		67 - 10

DF40A/50A/60A E01 01

PART NO.	FIG. NO. -REF. NO.	PART NO.	FIG. NO. -REF. NO.	PART NO.	FIG. NO. -REF. NO.
09160-06047	68 - 10 69 - 10 70 - 10 71 - 10 72 - 10		214 - 10 215 - 10 216 - 10 217 - 10 218 - 10	09160-12066	153 - 12 154 - 11 155 - 11 145 - 5 146 - 5
09160-06055	73 - 10 76 - 10 77 - 10 78 - 10 79 - 10	09160-08123 09160-10082	15 - 6 145 - 15 146 - 15 147 - 15 148 - 15	09160-12110	148 - 5 149 - 5 152 - 5 153 - 5 145 - 13
	80 - 10 81 - 10 82 - 10 83 - 10 84 - 10		149 - 15 150 - 15 151 - 15 152 - 15 153 - 15		146 - 13 147 - 10 148 - 13 149 - 13 150 - 10
	85 - 10 86 - 10 248 - 9 249 - 3 250 - 9	09160-10093 09160-10114	154 - 15 155 - 15 16 - 5 241 - 49 242 - 50		151 - 10 152 - 13 153 - 13 154 - 10 155 - 10
	251 - 9 252 - 3 253 - 9 254 - 9 255 - 3		243 - 49 244 - 49 245 - 50 246 - 50 309 - 54	09160-12113	199 - 17 202 - 21 203 - 21 206 - 21 207 - 21
09160-06084	256 - 3 257 - 3 258 - 3 18 - 26 19 - 26	09160-10139	310 - 54 311 - 54 312 - 54 313 - 54 170 - 28	09160-13014	219 - 17 220 - 17 221 - 17 222 - 17 223 - 17
	20 - 26 21 - 26 22 - 26 23 - 26 24 - 26	09160-10141	172 - 28 173 - 28 156 - 14 158 - 22 159 - 14		224 - 17 225 - 17 226 - 17 227 - 17 228 - 17
09160-06104	25 - 26 26 - 26 27 - 26 28 - 26 302 - 52	09160-12044	161 - 22 162 - 22 145 - 12 146 - 12 147 - 11	09160-14065 09160-18028	229 - 17 110 - 3 208 - 15 209 - 15 210 - 15
09160-08082	303 - 52 304 - 52 305 - 52 306 - 52 213 - 10		148 - 12 149 - 12 150 - 11 151 - 11 152 - 12		211 - 15 212 - 15 213 - 17 214 - 17 215 - 17

PART NO.	FIG. NO. -REF. NO.	PART NO.	FIG. NO. -REF. NO.	PART NO.	FIG. NO. -REF. NO.
09160-18028	216 - 17 217 - 17 218 - 17	09160-22022	107 - 11 108 - 11 98 - 11 99 - 11 100 - 11	09161-08011	166 - 15 157 - 34 160 - 34 163 - 34 164 - 34
09160-22018	98 - 11 99 - 11				
	100 - 11 101 - 11 102 - 11 103 - 11 104 - 11		101 - 11 102 - 11 103 - 11 104 - 11 105 - 11	09163-06001	241 - 38 242 - 39 243 - 38 244 - 38 245 - 39
	105 - 11 106 - 11 107 - 11 108 - 11	09160-22023	106 - 11 107 - 11 108 - 11 98 - 11 99 - 11		246 - 39 309 - 40 310 - 40 311 - 40 312 - 40
09160-22019	98 - 11				
	99 - 11 100 - 11 101 - 11 102 - 11 103 - 11		100 - 11 101 - 11 102 - 11 103 - 11 104 - 11	09164-10016	313 - 40 241 - 51 242 - 52 243 - 51 244 - 51
	104 - 11 105 - 11 106 - 11 107 - 11 108 - 11	09160-39002	105 - 11 106 - 11 107 - 11 108 - 11 156 - 17		245 - 52 246 - 52 309 - 56 310 - 56 311 - 56
09160-22020	98 - 11 99 - 11 100 - 11 101 - 11 102 - 11		157 - 13 158 - 17 159 - 17 160 - 13 161 - 17	09164-14008	312 - 56 313 - 56 219 - 18 220 - 18 221 - 18
	103 - 11 104 - 11 105 - 11 106 - 11 107 - 11		162 - 17 163 - 13 164 - 13 165 - 17 166 - 17		222 - 18 223 - 18 224 - 18 225 - 18 226 - 18
09160-22021	108 - 11 98 - 11 99 - 11 100 - 11 101 - 11	09160-39003	156 - 15 157 - 11 158 - 15 159 - 15 160 - 11	09168-10022	227 - 18 228 - 18 229 - 18 208 - 7 209 - 7
	102 - 11 103 - 11 104 - 11 105 - 11 106 - 11		161 - 15 162 - 15 163 - 11 164 - 11 165 - 15		210 - 7 211 - 7 212 - 7 213 - 7 214 - 7

DF40A/50A/60A E01 01

PART NO.	FIG. NO. -REF. NO.	PART NO.	FIG. NO. -REF. NO.	PART NO.	FIG. NO. -REF. NO.
09168-10022	215 - 7 216 - 7 217 - 7 218 - 7	09181-30187	107 - 9 108 - 9 98 - 9 99 - 9	09181-33001	108 - 9 98 - 8 99 - 8 100 - 8 101 - 8
09168-12012	75 - 4		100 - 9		
09168-12013	31 - 8 34 - 8 36 - 8 38 - 8		101 - 9 102 - 9 103 - 9 104 - 9		102 - 8 103 - 8 104 - 8 105 - 8 106 - 8
09169-06062	111 - 5		105 - 9		
09169-06075	18 - 25 19 - 25 20 - 25 21 - 25 22 - 25	09181-30188	106 - 9 107 - 9 108 - 9 98 - 9 99 - 9	09181-33002	107 - 8 108 - 8 98 - 8 99 - 8 100 - 8
	23 - 25 24 - 25 25 - 25 26 - 25 27 - 25		100 - 9 101 - 9 102 - 9 103 - 9 104 - 9		101 - 8 102 - 8 103 - 8 104 - 8 105 - 8
09169-08039	28 - 25 219 - 9 220 - 9 221 - 9 222 - 9	09181-30190	105 - 9 106 - 9 107 - 9 108 - 9 98 - 9	09181-33003	106 - 8 107 - 8 108 - 8 98 - 8 99 - 8
	223 - 9 224 - 9 225 - 9 226 - 9 227 - 9		99 - 9 100 - 9 101 - 9 102 - 9 103 - 9		100 - 8 101 - 8 102 - 8 103 - 8 104 - 8
09180-06198	228 - 9 229 - 9 29 - 6 30 - 6 32 - 6		104 - 9 105 - 9 106 - 9 107 - 9 108 - 9	09181-33004	105 - 8 106 - 8 107 - 8 108 - 8 98 - 8
09181-30186	33 - 6 98 - 9 99 - 9 100 - 9 101 - 9	09181-30192	98 - 9 99 - 9 100 - 9 101 - 9 102 - 9		99 - 8 100 - 8 101 - 8 102 - 8 103 - 8
	102 - 9 103 - 9 104 - 9 105 - 9 106 - 9		103 - 9 104 - 9 105 - 9 106 - 9 107 - 9		104 - 8 105 - 8 106 - 8 107 - 8 108 - 8

PART NO.	FIG. NO. -REF. NO.	PART NO.	FIG. NO. -REF. NO.	PART NO.	FIG. NO. -REF. NO.
09181-33005	98 - 8 99 - 8 100 - 8 101 - 8 102 - 8		99 - 8 100 - 8 101 - 8 102 - 8 103 - 8		100 - 10 101 - 10 102 - 10 103 - 10 104 - 10
	103 - 8 104 - 8 105 - 8 106 - 8 107 - 8		104 - 8 105 - 8 106 - 8 107 - 8 108 - 8	09181-35136	105 - 10 106 - 10 107 - 10 108 - 10 98 - 10
09181-33006	108 - 8 98 - 8 99 - 8 100 - 8 101 - 8	09181-35101	98 - 8 99 - 8 100 - 8 101 - 8 102 - 8		99 - 10 100 - 10 101 - 10 102 - 10 103 - 10
	102 - 8 103 - 8 104 - 8 105 - 8 106 - 8		103 - 8 104 - 8 105 - 8 106 - 8 107 - 8		104 - 10 105 - 10 106 - 10 107 - 10 108 - 10
09181-33007	107 - 8 108 - 8 98 - 8 99 - 8 100 - 8	09181-35110	108 - 8 98 - 8 99 - 8 100 - 8 101 - 8	09202-04022	219 - 19 220 - 19 221 - 19 222 - 19 223 - 19
	101 - 8 102 - 8 103 - 8 104 - 8 105 - 8		102 - 8 103 - 8 104 - 8 105 - 8 106 - 8		224 - 19 225 - 19 226 - 19 227 - 19 228 - 19
09181-33008	106 - 8 107 - 8 108 - 8 98 - 8 99 - 8	09181-35131	107 - 8 108 - 8 98 - 10 99 - 10 100 - 10	09202-05022	229 - 19 98 - 15 99 - 15 100 - 15 101 - 15
	100 - 8 101 - 8 102 - 8 103 - 8 104 - 8		101 - 10 102 - 10 103 - 10 104 - 10 105 - 10		102 - 15 103 - 15 104 - 15 105 - 15 106 - 15
09181-33009	105 - 8 106 - 8 107 - 8 108 - 8 98 - 8	09181-35132	106 - 10 107 - 10 108 - 10 98 - 10 99 - 10	09202-06023	107 - 15 108 - 15 202 - 9 203 - 9 204 - 9

DF40A/50A/60A E01 01

PART NO.	FIG. NO. -REF. NO.	PART NO.	FIG. NO. -REF. NO.	PART NO.	FIG. NO. -REF. NO.
09202-06023	205 - 9 206 - 9 207 - 9		192 - 11 193 - 6 193 - 7	09205-02013	97 - 8 87 - 6 88 - 6
09202-06025	98 - 29 99 - 29		193 - 11 194 - 6		89 - 6 90 - 6
	100 - 29 101 - 29 102 - 29 103 - 29 104 - 29		194 - 7 194 - 11 195 - 6 195 - 7 195 - 11		91 - 6 92 - 6 93 - 6 94 - 6 95 - 6
09202-06027	105 - 29 106 - 29 107 - 29 108 - 29 98 - 30		196 - 6 196 - 7 196 - 11 197 - 3 198 - 3	09205-03012	96 - 6 97 - 6 156 - 25 157 - 21 159 - 25
	99 - 30 100 - 30 101 - 30 102 - 30 103 - 30		199 - 3 200 - 3 201 - 3 202 - 3 203 - 3	09205-03019	160 - 21 163 - 21 164 - 21 98 - 4 99 - 4
	104 - 30 105 - 30 106 - 30 107 - 30 108 - 30	09204-03003	204 - 3 205 - 3 206 - 3 207 - 3 208 - 14		100 - 4 101 - 4 102 - 4 103 - 4 104 - 4
09202-08006	186 - 6 186 - 7 186 - 11 187 - 6 187 - 7		209 - 14 210 - 14 211 - 14 212 - 14 213 - 16	09205-03021	105 - 4 106 - 4 107 - 4 108 - 4 87 - 7
	187 - 11 188 - 6 188 - 7 188 - 11 189 - 6		214 - 16 215 - 16 216 - 16 217 - 16 218 - 16		88 - 7 89 - 7 90 - 7 91 - 7 92 - 7
	189 - 7 189 - 11 190 - 6 190 - 7 190 - 11	09205-02004	87 - 8 88 - 8 89 - 8 90 - 8 91 - 8		93 - 7 94 - 7 95 - 7 96 - 7 97 - 7
	191 - 6 191 - 7 191 - 11 192 - 6 192 - 7		92 - 8 93 - 8 94 - 8 95 - 8 96 - 8	09206-08001 09206-13019 09247-14041	1 - 4 2 - 5 31 - 5 34 - 5 36 - 5

PART NO.	FIG. NO. -REF. NO.	PART NO.	FIG. NO. -REF. NO.	PART NO.	FIG. NO. -REF. NO.
09247-14041	38 - 5		101 - 21		91 - 3
09247-14042	35 - 5		102 - 21		92 - 3
	37 - 5		103 - 21		93 - 3
	39 - 5		104 - 21		94 - 3
09248-10008	208 - 6		105 - 21		95 - 3
	209 - 6		106 - 21		96 - 3
	210 - 6		107 - 21		97 - 3
	211 - 6		108 - 21	09280-09008	75 - 16
	212 - 6	09263-22039	208 - 2	09280-11001	87 - 4
	213 - 6		209 - 2		88 - 4
	214 - 6		210 - 2		89 - 4
	215 - 6		211 - 2		90 - 4
	216 - 6		212 - 2		91 - 4
	217 - 6		213 - 2		92 - 4
	218 - 6		214 - 2		93 - 4
09248-12009	75 - 5		215 - 2		94 - 4
09250-40002	135 - 8		216 - 2		95 - 4
	141 - 8		217 - 2		96 - 4
	142 - 8		218 - 2		97 - 4
09251-07003	247 - 12	09265-20015	98 - 5	09280-12008	74 - 6
09260-10005	87 - 14		99 - 5	09280-22019	1 - 6
	88 - 14		100 - 5	09280-26005	40 - 3
	89 - 14		101 - 5		41 - 3
	90 - 14		102 - 5		42 - 3
	91 - 14		103 - 5		43 - 3
	92 - 14		104 - 5		44 - 3
	93 - 14		105 - 5		45 - 3
	94 - 14		106 - 5		46 - 3
	95 - 14		107 - 5		47 - 3
	96 - 14		108 - 5		48 - 3
09262-35070	97 - 14	09265-30004	208 - 3		49 - 3
	98 - 23		209 - 3	09280-26006	50 - 3
	99 - 23		210 - 3		1 - 15
	100 - 23		211 - 3	09280-75001	62 - 4
	101 - 23		212 - 3		98 - 24
	102 - 23		213 - 3		99 - 24
	103 - 23		214 - 3		100 - 24
	104 - 23		215 - 3		101 - 24
	105 - 23		216 - 3		102 - 24
	106 - 23		217 - 3		103 - 24
09263-22020	107 - 23	09280-08005	218 - 3		104 - 24
	108 - 23		87 - 3		105 - 24
	98 - 21		88 - 3		106 - 24
	99 - 21		89 - 3		107 - 24
	100 - 21		90 - 3		108 - 24

DF40A/50A/60A E01 01

PART NO.	FIG. NO. -REF. NO.	PART NO.	FIG. NO. -REF. NO.	PART NO.	FIG. NO. -REF. NO.
09282-17005	98 - 27 99 - 27 100 - 27 101 - 27 102 - 27	09306-10020	108 - 22 241 - 50 242 - 51 243 - 50 244 - 50	09320-09016 09320-09039	111 - 6 18 - 27 19 - 27 20 - 27 21 - 27
	103 - 27 104 - 27 105 - 27 106 - 27 107 - 27		245 - 51 246 - 51 309 - 55 310 - 55 311 - 55		22 - 27 23 - 27 24 - 27 25 - 27 26 - 27
09282-17011	108 - 27 186 - 16 187 - 16 188 - 16 189 - 16	09306-13007	312 - 55 313 - 55 219 - 20 220 - 20 221 - 20	09320-09501	27 - 27 28 - 27 3 - 3 4 - 3 5 - 3
	190 - 16 191 - 16 192 - 16 193 - 16 194 - 16		222 - 20 223 - 20 224 - 20 225 - 20 226 - 20		6 - 3 7 - 3 8 - 3 9 - 3 10 - 3
09282-39001	195 - 16 196 - 16 156 - 16 157 - 12 158 - 16	09320-08021	227 - 20 228 - 20 229 - 20 123 - 6 124 - 6	09320-11013	11 - 3 12 - 3 13 - 3 219 - 10 220 - 10
	159 - 16 160 - 12 161 - 16 162 - 16 163 - 12		125 - 6 126 - 6 127 - 6 128 - 6 129 - 6		221 - 10 222 - 10 223 - 10 224 - 10 225 - 10
09283-37005 09289-05012	164 - 12 165 - 16 166 - 16 14 - 11 16 - 15	09320-08062	130 - 6 131 - 6 132 - 6 133 - 6 29 - 3	09343-70503-080	226 - 10 227 - 10 228 - 10 229 - 10 40 - 12
09289-22007	98 - 22 99 - 22 100 - 22 101 - 22 102 - 22		30 - 3 31 - 2 32 - 3 33 - 3 34 - 2		41 - 12 42 - 12 43 - 12 44 - 12 45 - 12
	103 - 22 104 - 22 105 - 22 106 - 22 107 - 22		35 - 2 36 - 2 37 - 2 38 - 2 39 - 2		46 - 12 47 - 12 48 - 12 49 - 12 50 - 12

PART NO.	FIG. NO. -REF. NO.	PART NO.	FIG. NO. -REF. NO.	PART NO.	FIG. NO. -REF. NO.
09352-50823-600	18 - 28 19 - 28 20 - 28 21 - 28 22 - 28	09352-70103-600	76 - 19 77 - 19 78 - 19 79 - 19 80 - 19	09380-38003	177 - 24 156 - 18 157 - 14 158 - 18 159 - 18
	23 - 28 24 - 28 25 - 28 26 - 28 27 - 28		81 - 19 82 - 19 83 - 19 84 - 19 85 - 19		160 - 14 161 - 18 162 - 18 163 - 14 164 - 14
09352-50901-600	28 - 28 219 - 21 220 - 21 221 - 21 222 - 21	09359-50901-980 09360-12008	86 - 19 62 - 13 31 - 7 34 - 7 36 - 7	09381-18002 09385-06012	165 - 18 166 - 18 14 - 4 76 - 11 77 - 11
	223 - 21 224 - 21 225 - 21 226 - 21 227 - 21	09360-12013 09363-08004	38 - 7 35 - 7 37 - 7 39 - 7 31 - 6		78 - 11 79 - 11 80 - 11 81 - 11 82 - 11
09352-50903-600	228 - 21 229 - 21 62 - 12 264 - 2 264 - 3	09367-06006	34 - 6 36 - 6 38 - 6 264 - 4 265 - 4		83 - 11 84 - 11 85 - 11 86 - 11 248 - 8
	265 - 2 265 - 3 266 - 2 266 - 3 267 - 2		266 - 4 267 - 4 268 - 4 269 - 4 270 - 4		249 - 2 250 - 8 251 - 8 252 - 2 253 - 8
	267 - 3 268 - 2 268 - 3 269 - 2 269 - 3	09367-08001	271 - 4 272 - 4 273 - 4 274 - 4 247 - 13		254 - 8 255 - 2 256 - 2 257 - 2 258 - 2
	270 - 2 270 - 3 271 - 2 271 - 3 272 - 2	09380-12002	167 - 14 168 - 14 169 - 14 170 - 24 171 - 24	09401-08412	18 - 29 19 - 29 20 - 29 21 - 29 22 - 29
	272 - 3 273 - 2 273 - 3 274 - 2 274 - 3		172 - 24 173 - 24 174 - 24 175 - 24 176 - 24		23 - 29 24 - 29 25 - 29 26 - 29 27 - 29

DF40A/50A/60A E01 01

PART NO.	FIG. NO. -REF. NO.	PART NO.	FIG. NO. -REF. NO.	PART NO.	FIG. NO. -REF. NO.
09401-08412	28 - 29		37 - 11		138 - 5
09401-08413	62 - 14		38 - 11		139 - 5
	264 - 5		39 - 11		140 - 5
	265 - 5	09401-15414	1 - 23		141 - 4
	266 - 5	09401-25406	62 - 9		142 - 4
	267 - 5	09403-07340	112 - 7		143 - 5
	268 - 5		114 - 13	09407-14403	144 - 5
	269 - 5		115 - 7		123 - 19
	270 - 5		116 - 7		124 - 19
	271 - 5		117 - 13		125 - 19
	272 - 5		118 - 13		126 - 19
	273 - 5		121 - 13		127 - 19
09401-10412	274 - 5		122 - 13		128 - 19
09401-11423	62 - 15	09403-11320	40 - 17		129 - 19
	40 - 6		41 - 17		130 - 19
	40 - 18		42 - 17		131 - 19
	41 - 6		43 - 17		132 - 19
	41 - 18		44 - 17	09407-14407	133 - 19
	42 - 6		45 - 17		112 - 9
	42 - 18		46 - 17		114 - 16
	43 - 6		47 - 17		115 - 9
	43 - 18		48 - 17		116 - 9
	44 - 6		49 - 17		117 - 16
	44 - 18		50 - 17		118 - 16
	45 - 6	09403-11321	114 - 14		121 - 16
	45 - 18		117 - 14		122 - 16
	46 - 6		118 - 14		123 - 20
	46 - 18		121 - 14		124 - 20
	47 - 6	09403-13408	122 - 14		125 - 20
	47 - 18		110 - 10		126 - 20
	48 - 6	09403-17303	1 - 24		127 - 20
	48 - 18	09407-08401	297 - 8		128 - 20
	49 - 6		297 - 26		129 - 20
	49 - 18		298 - 8		130 - 20
	50 - 6		298 - 26		131 - 20
	50 - 18		299 - 8		132 - 20
09401-11425	247 - 14		299 - 26		133 - 20
	29 - 8		300 - 8		275 - 6
	30 - 8		300 - 26		275 - 18
	31 - 11		301 - 8		276 - 6
	32 - 8		301 - 26		276 - 18
	33 - 8	09407-10404	134 - 5		277 - 6
	34 - 11		135 - 4		277 - 18
	35 - 11		136 - 5		278 - 6
	36 - 11		137 - 5		278 - 18

PART NO.	FIG. NO. -REF. NO.	PART NO.	FIG. NO. -REF. NO.	PART NO.	FIG. NO. -REF. NO.
09407-14407	279 - 6 279 - 18 280 - 6 280 - 18 281 - 6		45 - 19 46 - 19 47 - 19 48 - 19 49 - 19		59 - 20 60 - 20 61 - 20 09420-04008 110 - 4 09440-07078 87 - 15
	281 - 18 282 - 6 282 - 18 283 - 6 283 - 18	09408-00121	50 - 19 31 - 12 34 - 12 35 - 12 36 - 12		88 - 15 89 - 15 90 - 15 91 - 15 92 - 15
09407-18402	284 - 6 284 - 18 285 - 6 285 - 18 123 - 25	09408-00155	37 - 12 38 - 12 39 - 12 31 - 13 34 - 13		93 - 15 94 - 15 95 - 15 96 - 15 97 - 15
09407-25402	124 - 25 126 - 25 127 - 25 219 - 25 220 - 25		35 - 13 36 - 13 37 - 13 38 - 13 39 - 13	09440-08043	98 - 17 99 - 17 100 - 17 101 - 17 102 - 17
	221 - 25 222 - 25 223 - 25 224 - 25 225 - 25	09408-00174 09408-00175	29 - 9 30 - 9 32 - 9 33 - 9 62 - 16		103 - 17 104 - 17 105 - 17 106 - 17 107 - 17
	226 - 25 227 - 25 228 - 25 229 - 25 264 - 7	09408-00184	134 - 6 135 - 5 136 - 6 137 - 6 138 - 6	09440-12027	108 - 17 241 - 39 242 - 40 243 - 39 244 - 39
	265 - 7 266 - 7 267 - 7 268 - 7 269 - 7		139 - 6 140 - 6 141 - 5 142 - 5 143 - 6		245 - 40 246 - 40 309 - 41 310 - 41 311 - 41
	270 - 7 271 - 7 272 - 7 273 - 7 274 - 7	09409-05312-6GS 09420-04006	144 - 6 247 - 15 51 - 20 52 - 20 53 - 20	09440-40002	312 - 41 313 - 41 98 - 18 99 - 18 100 - 18
09408-00054	40 - 19 41 - 19 42 - 19 43 - 19 44 - 19		54 - 20 55 - 20 56 - 20 57 - 20 58 - 20		101 - 18 102 - 18 103 - 18 104 - 18 105 - 18

DF40A/50A/60A E01 01

PART NO.	FIG. NO. -REF. NO.	PART NO.	FIG. NO. -REF. NO.	PART NO.	FIG. NO. -REF. NO.
09440-40002	106 - 18 107 - 18 108 - 18		263 - 4 275 - 2 275 - 9		283 - 19 284 - 2 284 - 9
09443-10043	158 - 31 161 - 31		275 - 13 275 - 15		284 - 13 284 - 15
09471-12028	162 - 31 165 - 27 166 - 27 275 - 4 276 - 4		275 - 19 276 - 2 276 - 9 276 - 13 276 - 15		284 - 19 285 - 2 285 - 9 285 - 13 285 - 15
	277 - 4 278 - 4 279 - 4 280 - 4 281 - 4		276 - 19 277 - 2 277 - 9 277 - 13 277 - 15	09481-10501	285 - 19 302 - 55 303 - 55 304 - 55 305 - 55
09471-12077	282 - 4 283 - 4 284 - 4 285 - 4 259 - 5		277 - 19 278 - 2 278 - 9 278 - 13 278 - 15	09481-15501	306 - 55 123 - 12 124 - 12 125 - 12 126 - 12
	260 - 5 261 - 5 262 - 5 263 - 7 275 - 22		278 - 19 279 - 2 279 - 9 279 - 13 279 - 15		127 - 12 128 - 12 129 - 12 130 - 12 131 - 12
	275 - 24 276 - 22 277 - 22 277 - 24 278 - 22		279 - 19 280 - 2 280 - 9 280 - 13 280 - 15	09481-30401	132 - 12 133 - 12 123 - 14 124 - 14 125 - 14
	278 - 24 279 - 22 280 - 22 280 - 24 281 - 22		280 - 19 281 - 2 281 - 9 281 - 13 281 - 15		126 - 14 127 - 14 128 - 14 129 - 14 130 - 14
	281 - 24 282 - 22 283 - 22 284 - 22 285 - 22		281 - 19 282 - 2 282 - 9 282 - 13 282 - 15	09481-30501	131 - 14 132 - 14 133 - 14 123 - 13 124 - 13
09471-12103	259 - 2 260 - 2 261 - 2 262 - 2 263 - 2		282 - 19 283 - 2 283 - 9 283 - 13 283 - 15		125 - 13 126 - 13 127 - 13 128 - 13 129 - 13

SUZUKI DF40A/50A/60A PARTS CATALOGUE

1ST EDITION

PUBLISHED IN JUN 2011

2011 **SUZUKI MOTOR CORPORATION** All rights reserved.

No part of this document may be modified reproduced, distributed, sold or transmitted in any form or by any means, electronic or mechanical, for any purpose, without the express written permission of Suzuki Motor Corporation.

SUZUKI MOTOR CORPORATION

FIELD QUALITY ASSURANCE GROUP

MOTORCYCLE QUALITY ASSURANCE DEPARTMENT

QUALITY CONTROL

300 TAKATUKA, MINAMI, HAMAMATU, JAPAN

SUZUKI MOTOR CORPORATION

PRINTED IN JAPAN

9900B-45236