REZRUS

DIRECTORY

BT Tool Holder JIS B 6339

SK Tool Holder DIN 69871

NT Tool Holder DIN 2080

CAT Tool Holder ANSI B 5.50

GOST Tool Holder GOST 25827-93

HSK Tool Holder DIN 69893

VDI Tool Holder DIN 69880

ACCESSORIES

BT

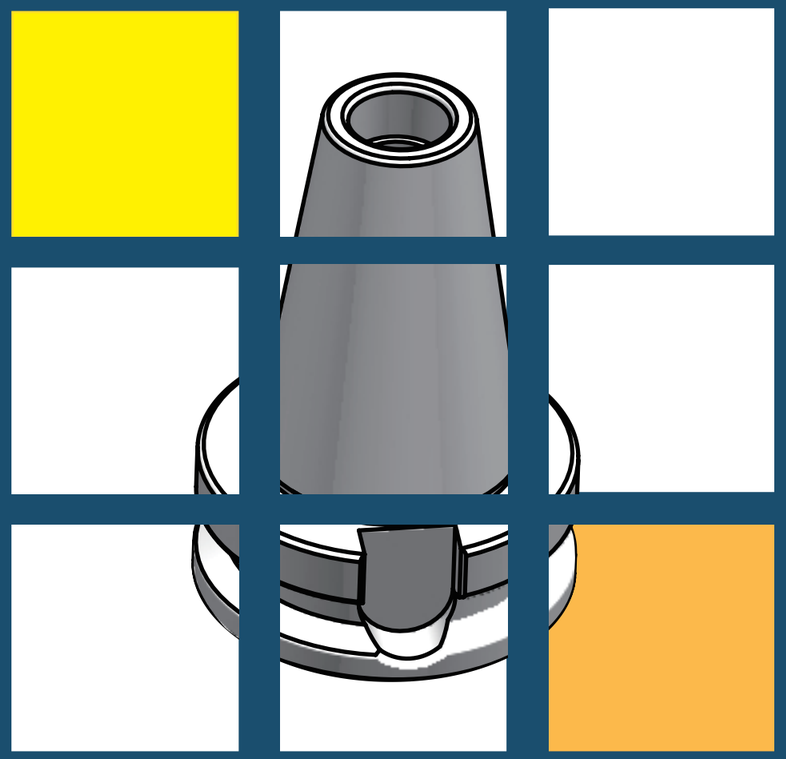

BT

REZRUS

BT Taper Standard

JIS B 6339

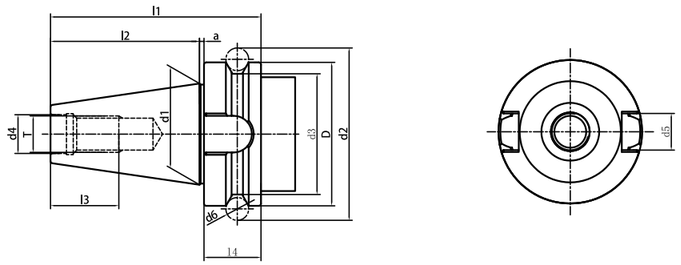

Size	D	d1	d2	d3	d4	d5	d6	l1	l2	l3	l4	a	T
BT30	46	31.75	56.14	38	12.5	16.1	8	70.4	48.4	24	20	2	M12×1.75
BT40	63	44.45	75.679	53	17	16.1	10	92.4	65.4	30	25	2	M16×2.0
BT50	100	69.85	119.02	85	25	25.7	15	139.8	101.8	45	35	3	M24×3.0

Taper standard: JIS B6339
Material: Allyed case hardened steel
Surface Treatment: Blackening and Bright
Taper tolerance: <AT3
Hardness: HRC 55-60
Carbon depth: 0.8±0.2mm
Surface Roughness: Ra<0.005mm
Balancing: G6.3/15000; G2.5/25000
Cooling AD+B type can be made by request

ER Collet Chuck ------- NBT-1

GER Collet Chuck --- NBT-2

SKS Collet Chuck ------ NBT-3

ER Collet Chuck --------- BT-1

GER Collet Chuck ----- BT-5

Power Milling Chuck -- BT-6

OZ Collet Chuck -------- BT-7

SKS Collet Chuck ------- BT-8

Face Mill Holder Inch - BT-9

Face Mill Holder ------ BT-10

Combi Shell Mill Holder BT 12

End Mill Holder ------- BT-13

Morse Taper Adapter - BT-16

Morse Taper Adapter - BT-17

Tool Holder Adatper Sleeve - BT-18

Drill Chuck Adapter - BT-19

APU Drill Chuck Holder - BT-20

Quick Change Tapping Chuck BT 21

Shrink Fit Chuck ------- BT-22

Screw-in Milling Cutter Holder - BT-25

Alignment Tool for ATC Arm - BT-28

BT

NBT

REZRUS

ER Collet Chuck DIN6499

JIS B 6339

Runout: standard and 100mm 0.003 mm
160mm 0.005mm
Cooling: AD; AD/B can be made by request.
Balancing: G6.3/15000 RPM;
Balancing G2.5 can be made by request.
Usage: for clamping tools with straight shank in collets DIN 6499.

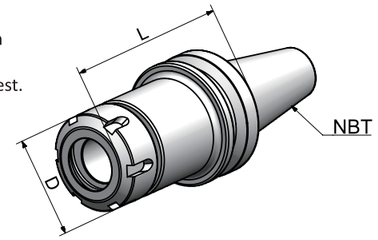

Size	D	L	Capacity
NBT30-ER11A-60	19	60	1-7
NBT30-ER16A-60	28	60	1-10
NBT30-ER20A-60	34	60	1-13
NBT30-ER25-60	42	60	2-16
NBT30-ER32-60	50	60	2-20
NBT30-ER16A-100	28	100	1-10
NBT30-ER20A-100	34	100	1-13
NBT30-ER25-100	42	100	2-16
NBT30-ER32-100	50	100	2-20
NBT40-ER16A-70	28	70	1-10
NBT40-ER20A-70	34	70	1-13
NBT40-ER25-70	42	70	2-16
NBT40-ER32-70	50	70	2-20

REZRUS

ER Collet Chuck with GER Nut DIN6499

JIS B 6339

Runout: 0.003 mm
Cooling: AD
Balancing: G2.5/25000 RPM;
Usage: for clamping tools with straight shank in collets DIN 6499.

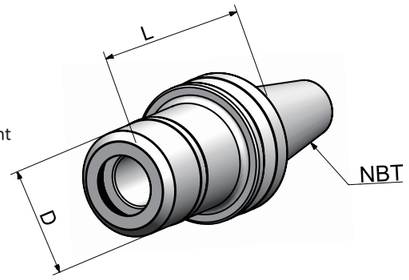

Model	D	L	Capacity	M
NBT30-GER16-60	30	60	1-10	M22*1.5
NBT30-GER20-60	35	60	1-13	M26*1.5
NBT30-GER25-60	40	60	2-16	M32*1.5
NBT30-GER32-70	48	70	2-20	M40*1.5
NBT40-GER32-70	48	70	2-20	M40*1.5

NBT

REZRUS

High Speed SKS Collet Chuck

JIS B 6339

Runout: 0.005 mm
Cooling: AD
Balancing: G2.5/25000 RPM
Balancing G6.3 can be made by request.
Usage: for clamping tools with SKS slim collets.

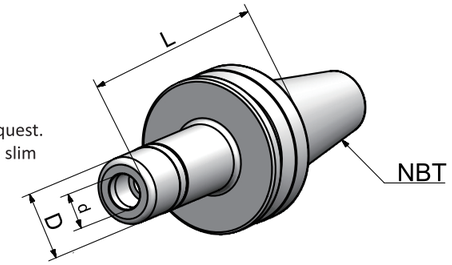

Size	d	D	L	Capacity	M
NBT30-SKS10-60	14.981	27	60	3-10	M21.5*1.0
NBT30-SKS16-60	23.939	40	60	4-16	M32*1.5

BT

REZRUS

ER Collet Chuck with UM Nut DIN6499

JIS B 6339

Runout: standard and 100mm 0.003 mm
160mm 0.005mm
Cooling: AD; AD/B can be made by request.
Balancing: G6.3/15000 RPM;
Balancing G2.5 can be made by request.
Usage: for clamping tools with straight shank in collets DIN 6499.

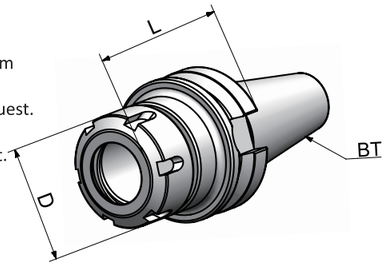

Size	D	L	Capacity
BT30-ER16UM-70	28	60	1-10
BT30-ER25-70	42	60	2-16
BT30-ER32-70	50	60	2-20
BT30-ER40-70	63	70	3-26
BT30-ER16UM-100	28	100	1-10
BT30-ER25-100	42	100	2-16
BT30-ER32-100	50	100	2-20
BT40-ER16UM-63	28	63	1-10
BT40-ER20UM-70	35	70	1-13
BT40-ER25-70	42	70	2-16
BT40-ER32-70	50	70	2-20
BT40-ER40-80	63	80	3-26
BT40-ER16UM-100	28	100	1-10
BT40-ER25-100	42	100	2-16
BT40-ER32-100	50	100	2-20
BT40-ER40-100	63	100	3-26
BT40-ER16UM-160	28	160	1-10
BT40-ER25-160	42	160	2-16
BT40-ER32-160	50	160	2-20
BT40-ER40-160	63	160	3-26

REZRUS

ER Collet Chuck with UM Nut DIN6499

JIS B 6339

Runout: standard and 100mm 0.003 mm
160mm 0.005mm
Cooling: AD; AD/B can be made by request.
Balancing: G6.3/15000 RPM;
Balancing G2.5 can be made by request.
Usage: for clamping tools with straight shank in collets DIN 6499.

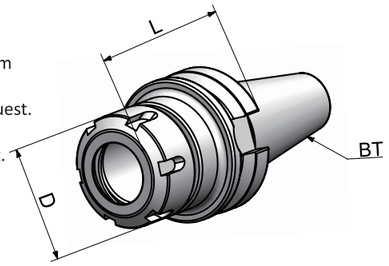

Size	D	L	Capacity
BT50-ER16UM-70	28	70	1-10
BT50-ER25-70	42	70	2-16
BT50-ER32-70	50	70	2-20
BT50-ER40-80	63	80	3-26
BT50-ER16UM-100	28	100	1-13
BT50-ER25-100	42	100	2-16
BT50-ER32-100	50	100	2-20
BT50-ER40-100	63	100	3-26
BT50-ER16UM-160	28	160	1-13
BT50-ER25-160	42	160	2-16
BT50-ER32-160	50	160	2-20
BT50-ER40-160	63	160	3-26
BT50-ER32-200	50	200	2-20
BT50-ER40-200	63	200	3-26

BT

BT

REZRUS

ER Collet Chuck with Mini Nut DIN6499

JIS B 6339

Runout: standard and 100mm 0.003 mm
160mm 0.005mm
Cooling: AD; AD/B can be made by request.
Balancing: G6.3/15000 RPM;
Balancing G2.5 can be made by request.
Usage: for clamping tools with straight shank in collets DIN 6499.

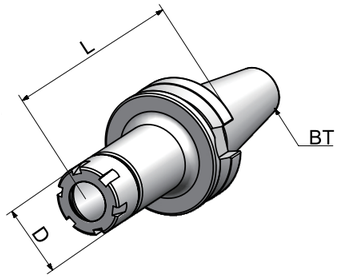

Size	D	L	Capacity
BT40-ER11M-70	16	70	1-7
BT40-ER16M-70	22	70	1-10
BT40-ER20M-70	28	70	1-13
BT40-ER25M-70	35	70	2-16
BT40-ER11M-100	16	100	1-7
BT40-ER16M-100	22	100	1-10
BT40-ER20M-100	28	100	1-13
BT40-ER25M-100	35	100	2-16
BT40-ER11M-160	16	160	1-7
BT40-ER16M-160	22	160	1-10
BT40-ER20M-160	28	160	1-13
BT40-ER25M-160	35	160	2-16
BT50-ER16M-100	22	100	1-10
BT50-ER20M-100	28	100	1-13
BT50-ER25M-100	35	100	2-16
BT50-ER16M-160	22	160	1-10
BT50-ER20M-160	28	160	1-13
BT50-ER25M-160	35	160	2-16

REZRUS

ER Collet Chuck with Hex Nut DIN6499

JIS B 6339

Runout: standard and 100mm 0.003 mm
160mm 0.005mm
Cooling: AD; AD/B can be made by request.
Balancing: G6.3/15000 RPM;
Balancing G2.5 can be made by request.
Usage: for clamping tools with straight shank in collets DIN 6499.

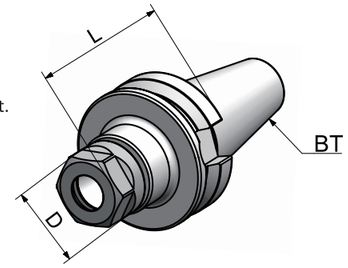

Size	D	L	Capacity
BT30-ER16A-60	28	60	1-10
BT30-ER20A-60	36	60	1-13
BT30-ER16A-100	28	100	1-10
BT30-ER20A-100	36	100	1-13
BT40-ER16A-60	28	60	1-10
BT40-ER20A-70	36	70	1-13
BT40-ER16A-100	28	100	1-10
BT40-ER20A-100	36	100	1-13
BT40-ER16A-150	28	150	1-10
BT40-ER20A-150	36	150	1-13
BT50-ER16A-70	28	70	1-10
BT50-ER20A-70	36	70	1-13
BT50-ER16A-100	28	100	1-13
BT50-ER20A-100	36	100	1-13
BT50-ER16A-150	28	150	1-13
BT50-ER20A-150	36	150	1-13

BT

REZRUS

ER Collet Chuck with GER Nut DIN6499

JIS B 6339

Runout: 0.003 mm
Cooling: AD
Balancing: G2.5/25000 RPM;
Usage: for clamping tools with straight shank in collets DIN 6499.

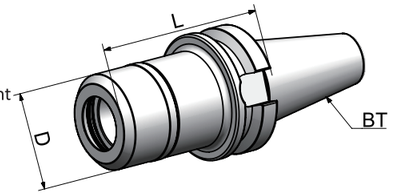

Size	D	L	Capacity
BT30-GER16-60	30	60	1-10
BT30-GER20-60	35	60	1-13
BT30-GER25-60	40	60	2-16
BT30-GER32-70	48	70	2-20
BT40-GER16-70	30	70	1-10
BT40-GER20-70	35	70	1-13
BT40-GER25-70	40	70	2-16
BT40-GER32-70	48	70	2-20
BT40-GER16-100	30	100	1-10
BT40-GER20-100	35	100	1-13
BT40-GER25-100	40	100	2-16
BT40-GER32-100	48	100	2-20
BT50-GER16-100	30	100	1-10
BT50-GER20-100	35	100	1-13
BT50-GER25-100	40	100	2-16
BT50-GER32-100	48	100	2-20

REZRUS

Power Milling Chuck

JIS B 6339

Runout: 0.01 mm
Cooling: AD
Balancing: Non-Balance;
Balancing G6.3 can be made by request.
Usage: for clamping tools with straight collets or clamping same diameter cutting tools directly.

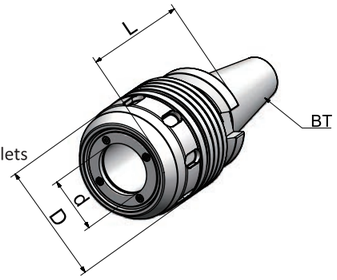

Size	d	D	L	Capacity
BT40-HC20-90	20	50	90	3-16; 20
BT40-HC25-100	25	59	105	3-20; 25
BT40-HC32-90	32	70	90	3-25; 32
BT40-HC32-105	32	70	105	3-25; 32
BT40-HC42-105	42	99	105	3-32; 42
BT50-HC20-105	20	50	105	3-16; 20
BT50-HC25-105	25	59	105	3-20; 25
BT50-HC32-110	32	70	110	3-25; 32
BT50-HC32-165	32	70	165	3-25; 32
BT50-HC42-105	42	99	105	3-32; 42
BT50-HC42-165	42	99	165	3-32; 42

REZRUS

OZ Collet Chuck DIN6391

JIS B 6339

BT

Runout: 0.005 mm
Cooling: AD; AD/B can be made by request.
Balancing: G6.3/15000 RPM.
Usage: for clamping tools with straight shank in collets DIN 6388.

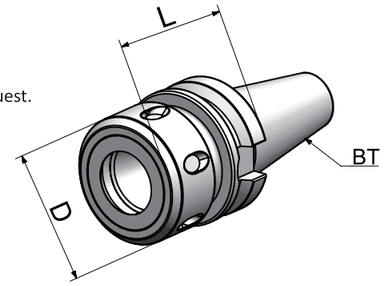

Size	D	L	Capacity
BT30-OZ16-70	43	70	3-16
BT30-OZ25-80	60	80	3-25
BT40-OZ16-70	43	70	3-16
BT40-OZ25-70	60	70	3-25
BT40-OZ32-90	72	90	6-32
BT50-OZ25-85	60	85	3-25
BT50-OZ32-90	72	90	6-32

REZRUS

High Speed SKS Collet Chuck

JIS B 6339

BT

Runout: 0.005 mm
Cooling: AD
Balancing: G2.5/25000 RPM
Balancing G6.3 can be made by request.
Usage: for clamping tools with SKS slim collets.

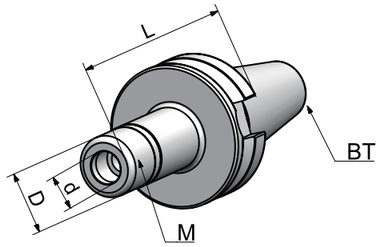

Size	d	D	L	Capacity	M
BT30-SKS10-60	14.981	27	60	3-10	M21.5*1
BT30-SKS16-60	23.939	40	60	4-16	M32*1.5
BT30-SKS10-90	14.981	27	90	3-10	M21.5*1
BT30-SKS16-90	23.939	40	90	4-16	M32*1.5
BT40-SKS06-60	9.964	19.5	60	3-6	M15*1.5
BT40-SKS10-60	14.981	27	60	3-10	M21.5*1
BT40-SKS16-60	23.939	40	60	4-16	M32*1.5
BT40-SKS06-90	9.964	19.5	90	3-6	M15*1.5
BT40-SKS10-90	14.981	27	90	3-10	M21.5*1
BT40-SKS16-90	23.939	40	90	4-16	M32*1.5
BT40-SKS25-90	35.029	55	90	6-25	M45*1.5
BT40-SKS10-120	14.981	27	120	3-10	M21.5*1
BT40-SKS16-120	23.939	40	120	4-16	M32*1.5
BT40-SKS25-120	35.029	55	120	6-25	M45*1.5
BT50-SK10-105	14.981	27	105	3-10	M21.5*1
BT50-SK16-105	23.939	40	105	4-16	M32*1.5
BT50-SK25-105	35.029	55	105	6-25	M45*1.5
BT50-SKS10-120	14.981	27	135	3-10	M21.5*1
BT50-SKS16-120	23.939	40	135	4-16	M32*1.5
BT50-SKS10-165	14.981	27	165	3-10	M21.5*1
BT50-SKS16-165	23.939	40	165	4-16	M32*1.5

BT

REZRUS

Face Mill Holder Inch

JIS B 6339

Runout: 0.005 mm
Cooling: Central Coolant
AD and AD/B can be made by request.
Balancing: G6.3/15000 RPM
Balancing G2.5 can be made by request.
Usage: for holding tools like shell mill cutters.

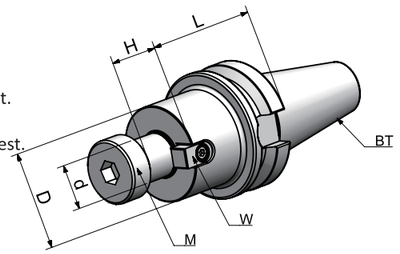

Size	d	L	M	D	W	H
BT30-FMA25.4-45	25.4	45	M12	50	9.525	20
BT30-FMA25.4-60	25.4	60	M12	50	9.525	20
BT40-FMA25.4-45	25.4	45	M12	50	9.525	20
BT40-FMA25.4-60	25.4	60	M12	50	9.525	20
BT40-FMA25.4-100	25.4	100	M12	50	9.525	20
BT40-FMA31.75-45	31.75	45	M16	60	12.7	22
BT40-FMA31.75-60	31.75	60	M16	60	12.7	22
BT40-FMA31.75-100	31.75	100	M16	60	12.7	22
BT40-FMA38.1-60	38.1	60	M20	80	15.875	25
BT40-FMA38.1-90	38.1	90	M20	80	15.875	25
BT40-FMA38.1-100	38.1	100	M20	80	15.875	25
BT50-FMA25.4-75	25.4	75	M12	50	9.525	20
BT50-FMA25.4-105	25.4	105	M12	50	9.525	20
BT50-FMA25.4-150	25.4	150	M12	50	9.525	20
BT50-FMA25.4-200	25.4	200	M12	50	9.525	20
BT50-FMA31.75-45	31.75	45	M16	60	12.7	22
BT50-FMA31.75-75	31.75	75	M16	60	12.7	22
BT50-FMA31.75-105	31.75	105	M16	60	12.7	22
BT50-FM131.75-150	31.75	150	M16	60	12.7	22
BT50-FMA31.75-200	31.75	200	M16	60	12.7	22
BT50-FMA38.1-45	38.1	45	M20	80	15.875	25
BT50-FMA38.1-75	38.1	75	M20	80	15.875	25
BT50-FMA50.8-45	50.8	45	M24	98	19.05	36
BT50-FMA50.8-75	50.8	75	M24	98	19.05	36

REZRUS

Face Mill Holder DIN6357

JIS B 6339

Runout: 0.005 mm
Cooling: Central Coolant
AD and AD/B can be made by request.
Balancing: G6.3/15000 RPM
Balancing G2.5 can be made by request.
Usage: for holding tools like shell mill cutters.

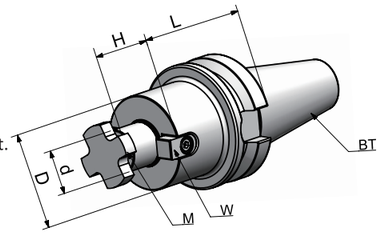

Size	d	L	D	H	M
BT30-FMB16-40	16	40	38	17	M8
BT30-FMB22-40	22	40	48	19	M10
BT30-FMB27-40	27	40	58	21	M12
BT30-FMB32-50	32	50	78	24	M12
BT40-FMB16-40	16	40	38	17	M8
BT40-FMB22-40	22	40	48	19	M10
BT40-FMB27-40	27	40	58	21	M12
BT40-FMB32-50	32	50	78	24	M16
BT40-FMB40-50	40	50	88	27	M20
BT40-FMB16-100	16	100	38	17	M8
BT40-FMB22-100	22	100	48	19	M10
BT40-FMB27-100	27	100	58	21	M12
BT40-FMB32-100	32	100	78	24	M16
BT40-FMB40-100	40	100	88	27	M20
BT40-FMB16-150	16	150	38	17	M8
BT40-FMB22-150	22	150	48	19	M10
BT40-FMB27-150	27	150	58	21	M12
BT40-FMB32-150	32	150	78	24	M16

BT

REZRUS

Face Mill Holder DIN6357

JIS B 6339

Runout: 0.005 mm
Cooling: Central Coolant
AD and AD/B can be made by request.
Balancing: G6.3/15000 RPM
Balancing G2.5 can be made by request.
Usage: for holding tools like shell mill cutters.

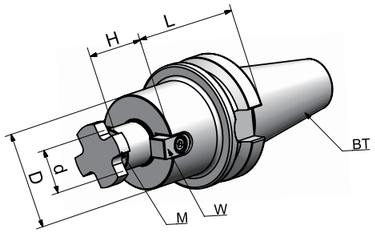

Size	d	L	D	H	M
BT50-FMB16-40	16	40	38	17	M8
BT50-FMB22-40	22	40	48	19	M10
BT50-FMB27-40	27	40	58	21	M12
BT50-FMB32-50	32	50	78	24	M16
BT50-FMB40-50	40	50	88	27	M20
BT50-FMB60-75	60	75	138	25	M30
BT50-FMB16-100	16	100	38	17	M8
BT50-FMB22-100	22	100	48	19	M10
BT50-FMB27-100	27	100	58	21	M12
BT50-FMB32-100	32	100	78	24	M16
BT50-FMB22-150	22	150	48	19	M10
BT50-FMB27-150	27	150	58	21	M12
BT50-FMB32-150	32	150	78	24	M16

REZRUS

Combi Shell Mill Holder DIN6358

JIS B 6339

Runout: 0.005 mm
Cooling: Central Coolant
AD and AD/B can be made by request.
Balancing: G6.3/15000 RPM
Usage: for holding tools like shell mill cutters and angular milling cutters.

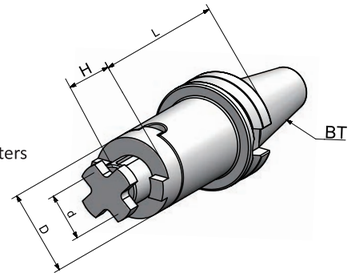

Size	d	D	H	L
BT30-SEMC16-45	16	32	17	45
BT30-SEMC22-47	22	40	19	47
BT30-SEMC27-49	27	48	21	49
BT40-SEMC16-55	16	32	17	55
BT40-SEMC22-55	22	40	19	55
BT40-SEMC27-55	27	48	21	55
BT40-SEMC32-60	32	58	24	60
BT40-SEMC40-60	40	70	27	60
BT40-SEMC16-100	16	32	17	100
BT40-SEMC22-100	22	40	19	100
BT40-SEMC27-100	27	48	21	100
BT40-SEMC32-100	32	58	24	100
BT40-SEMC40-100	40	70	27	100
BT40-SEMC16-160	16	32	17	160
BT40-SEMC22-160	22	40	19	160
BT40-SEMC27-160	27	48	21	160
BT40-SEMC32-160	32	58	24	160
BT40-SEMC40-160	40	70	27	160
BT50-SEMC16-70	16	32	17	70
BT50-SEMC22-70	22	40	19	70
BT50-SEMC27-70	27	48	21	70
BT50-SEMC32-70	32	58	24	70
BT50-SEMC40-70	40	70	27	70

REZRUS

End Mill Holder DIN6359/1835B (Weldon)

JIS B 6339

BT

Runout: 0.005 mm
Bore Tolerance: H5
Cooling: AD
AD/B can be made by request.
Balancing: G6.3/15000 RPM
Usage: for clamping tools with straight shank and inclined flat DIN1835-B.

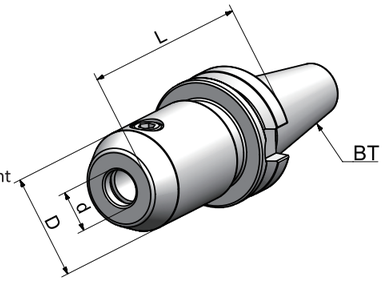

Size	d	D	L
BT30-SLA6-50	6	25	50
BT30-SLA8-50	8	28	50
BT30-SLA10-50	10	35	50
BT30-SLA12-50	12	42	50
BT30-SLA14-50	14	44	50
BT30-SLA16-63	16	48	63
BT30-SLA18-63	18	50	63
BT30-SLA20-63	20	52	63
BT40-SLA6-50	6	25	50
BT40-SLA8-50	8	28	50
BT40-SLA10-63	10	35	63
BT40-SLA12-63	12	42	63
BT40-SLA14-63	14	44	63
BT40-SLA16-63	16	48	63
BT40-SLA18-63	18	50	63
BT40-SLA20-63	20	52	63
BT40-SLA25-90	25	65	90
BT40-SLA32-100	32	72	100
BT40-SLA40-120	40	80	120
BT40-SLA6-100	6	25	100
BT40-SLA8-100	8	28	100
BT40-SLA10-100	10	35	100
BT40-SLA12-100	12	42	100
BT40-SLA14-100	14	44	100
BT40-SLA16-100	16	48	100
BT40-SLA18-100	18	50	100
BT40-SLA20-100	20	52	100

REZRUS

End Mill Holder DIN6359/1835B (Weldon)

JIS B 6339

BT

Runout: 0.005 mm
Bore Tolerance: H5
Cooling: AD
AD/B can be made by request.
Balancing: G6.3/15000 RPM
Usage: for clamping tools with straight shank and inclined flat DIN1835-B.

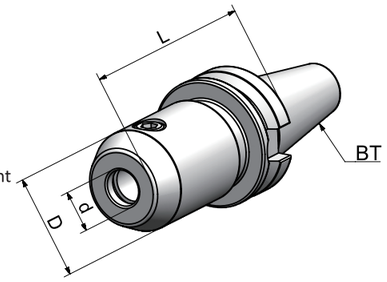

Size	d	D	L
BT40-SLA6-160	6	25	160
BT40-SLA8-160	8	28	160
BT40-SLA10-160	10	35	160
BT40-SLA12-160	12	42	160
BT40-SLA14-160	14	44	160
BT40-SLA16-160	16	48	160
BT40-SLA18-160	18	50	160
BT40-SLA20-160	20	52	160
BT40-SLA25-160	25	65	160
BT40-SLA32-160	32	72	160
BT40-SLA40-160	40	80	160
BT50-SLA6-63	6	25	63
BT50-SLA8-63	8	28	63
BT50-SLA10-63	10	35	63
BT50-SLA12-80	12	42	80
BT50-SLA14-80	14	44	80
BT50-SLA16-80	16	48	80
BT50-SLA18-80	18	50	80
BT50-SLA20-80	20	52	80
BT50-SLA25-100	25	65	100
BT50-SLA32-105	32	72	105
BT50-SLA40-110	40	80	110

REZRUS

End Mill Holder with Coolant Channels

JIS B 6339

Runout: 0.005 mm
Bore Tolerance: H5
Cooling: AD
AD/B can be made by request.
Balancing: G6.3/15000 RPM
Usage: for clamping tools with straight shank and inclined flat DIN1835-B.

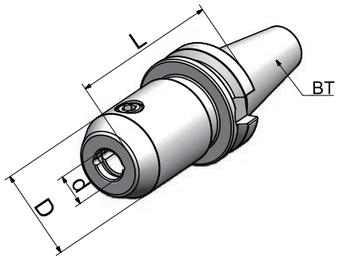

Size	d	D	L
BT40-SLA06-50K	6	25	50
BT40-SLA08-50K	8	28	50
BT40-SLA10-63K	10	35	63
BT40-SLA12-63K	12	42	63
BT40-SLA14-63K	14	44	63
BT40-SLA16-63K	16	48	63
BT40-SLA18-63K	18	50	63
BT40-SLA20-63K	20	52	63
BT40-SLA25-90K	25	65	90
BT40-SLA32-100K	32	72	100
BT40-SLA40-120K	40	80	120
BT50-SLA6-63K	6	25	63
BT50-SLA8-63K	8	28	63
BT50-SLA10-63K	10	35	63
BT50-SLA12-80K	12	42	80
BT50-SLA14-80K	14	44	80
BT50-SLA16-80K	16	48	80
BT50-SLA18-80K	18	50	80
BT50-SLA20-80K	20	52	80
BT50-SLA25-100K	25	65	100
BT50-SLA32-105K	32	72	105
BT50-SLA40-110K	40	80	110

REZRUS

Morse Taper Adapter with Tang DIN6383

JIS B 6339

Runout: 0.005 mm
Cooling: AD
AD/B can be made by request.
Balancing: G6.3/15000 RPM
Usage: for holding tools with Morse taper shank and tang according to DIN 228-1 form B.

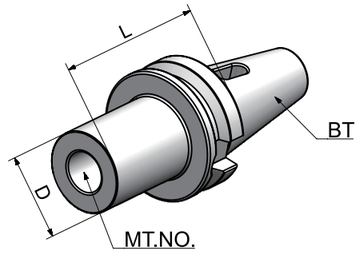

Size	MT. NO.	D	L
BT30-MTA1-45	1	25	45
BT30-MTA2-60	2	32	60
BT30-MTA3-75	3	40	75
BT40-MTA1-50	1	25	50
BT40-MTA2-50	2	32	50
BT40-MTA3-70	3	40	70
BT40-MTA4-95	4	48	95
BT50-MTA1-45	1	25	45
BT50-MTA2-60	2	32	60
BT50-MTA3-65	3	40	65
BT50-MTA4-95	4	48	95
BT50-MTA5-120	5	63	120

REZRUS

Morse Taper Adapter with Drawbar DIN6364

JIS B 6339

Runout: 0.005 mm
Cooling: A
Balancing: G6.3/15000 RPM
Usage: for clamping tools with Morse taper shank and thread according to DIN 228-1 form A.

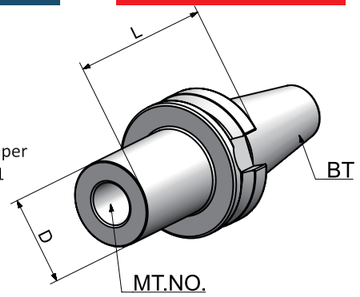

Size	MT. NO.	D	L
BT40-MTB1-50	1	25	50
BT40-MTB2-50	2	32	50
BT40-MTB3-70	3	40	70
BT40-MTB4-95	4	48	95
BT50-MTB1-45	1	25	45
BT50-MTB2-60	2	32	60
BT50-MTB3-65	3	40	65
BT50-MTB4-70	4	48	70
BT50-MTB5-120	5	63	120

REZRUS

Tool Holder Adatper Sleeve

JIS B 6339

Runout: 0.005 mm
Cooling: A
Balancing: G6.3/15000 RPM
Usage: for mounting tapers DIN 69871, JIS B 6339, and DIN 2080.
Delivery: Additional screw for DIN 2080 tools included.

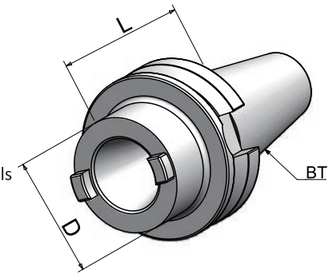

Size	D	L
BT40-BT30-60	63	60
BT40-BT40-100	63	100
BT50-BT40-70	70	70
BT50-BT50-120	97	120

BT

REZRUS

Drill Chuck Adapter DIN238

JIS B 6339

Runout: 0.005 mm
Cooling: A
Balancing: G6.3/15000 RPM
Usage: for mounting drill chucks.

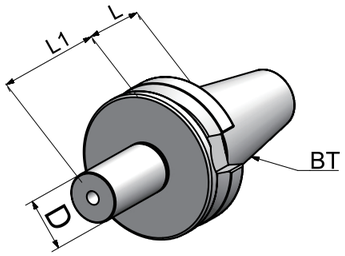

Size	D	L	L1
BT30-B12	B12	25	18.5
BT30-B16	B16	25	24
BT40-B12	B12	32	18.5
BT40-B16	B16	32	24
BT40-B18	B18	32	32
BT40-B22	B22	32	40.5
BT50-B16	B16	45	24
BT50-B18	B18	45	32
BT50-B22	B22	45	40.5

REZRUS

APU Drill Chuck Holder

JIS B 6339

Runout: 0.08 mm
Cooling: A; Central cooling is unavailable.
Balancing: Non-Balance
Usage: for clamping tools with straight shank.

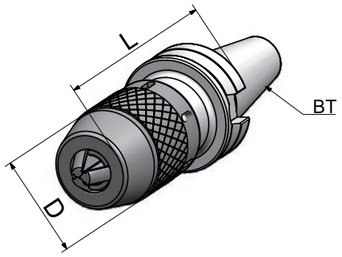

Size	D	L		Capacity
BT30-APU08-80	36	80	85	1-8
BT30-APU13-110	48	110	120	1-13
BT40-APU08-85	36	85	90	1-8
BT40-APU13-105	48	105	115	1-13
BT40-APU16-110	53	110	120.6	3-16
BT50-APU08-90	36	90	100	1-8
BT50-APU13-105	48	105	115	1-13
BT50-APU16-115	53	115	125.6	3-16

BT

REZRUS

BT

Quick Change Tapping Chuck with Length Compensation

JIS B 6339

Usage: for tapping preferably. Axial length compensation on tension and pressure.

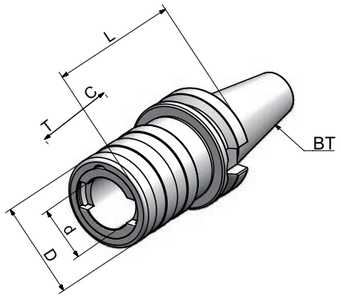

Size	Collet Size	d	D	L	T	C
BT30-TC312-70	1	19	38	70	7.5	7.5
BT30-TC820-95	2	31	54	95	12.5	12.5
BT40-TC312-65	1	19	38	65	7.5	7.5
BT40-TC820-93	2	31	53	93	12.5	12.5
BT40-TC1433-166	3	48	78	166	22	22
BT50-TC312-100	1	19	38	100	7.5	7.5
BT50-TC820-100	2	31	53	100	12.5	12.5
BT50-TC1433-142	3	48	78	142	22	22

REZRUS

BT

Shrink Fit Chuck

JIS B 6339

Runout: 0.003 mm
Blancing: G2.5/25000 RPM
Usage: Working with induction shrink machine for mounting straight shank tools.

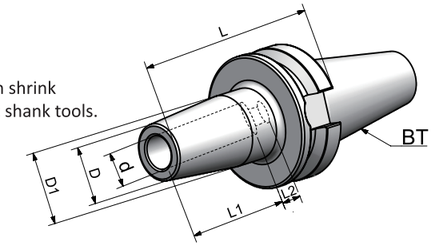

Size	d	D	D1	L	l1	l2
BT30-SF3-80	3	15	20	80	10	-
BT30-SF4-80	4	15	20	80	20	5
BT30-SF5-80	5	15	20	80	20	5
BT30-SF6-80	6	20	27	80	36	10
BT30-SF8-80	8	20	27	80	36	10
BT30-SF10-90	10	24	32	90	41	10
BT30-SF12-90	12	24	32	90	47	10
BT30-SF14-90	14	27	34	90	47	10
BT30-SF16-90	16	27	34	90	50	10
BT30-SF18-90	18	33	42	90	50	10
BT30-SF20-90	20	33	42	90	52	10
BT40-SF3-80	3	15	20	80	10	-
BT40-SF4-80	4	15	20	80	20	5
BT40-SF5-80	5	15	20	80	20	5
BT40-SF6-90	6	20	27	90	36	10
BT40-SF8-90	8	20	27	90	36	10
BT40-SF10-90	10	24	32	90	41	10
BT40-SF12-90	12	24	32	90	47	10
BT40-SF14-90	14	27	34	90	47	10
BT40-SF16-90	16	27	34	90	50	10
BT40-SF18-90	18	33	42	90	50	10
BT40-SF20-90	20	33	42	90	52	10
BT40-SF25-100	25	44	53	100	58	10
BT40-SF32-100	32	44	53	100	62	10

REZRUS

BT

Shrink Fit Chuck

JIS B 6339

Runout: 0.003 mm
Blancing: G2.5/25000 RPM
Usage: Working with induction shrink machine for mounting straight shank tools.

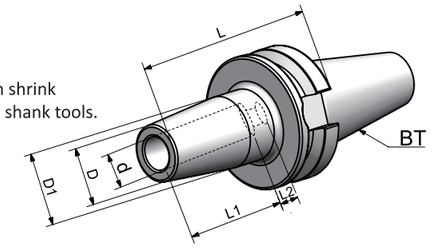

Size	d	D	D1	L	l1	l2
BT40-SF6-120	6	20	27	120	36	10
BT40-SF8-120	8	20	27	120	36	10
BT40-SF10-120	10	24	32	120	41	10
BT40-SF12-120	12	24	32	120	47	10
BT40-SF14-120	14	27	34	120	47	10
BT40-SF16-120	16	27	34	120	50	10
BT40-SF18-120	18	33	42	120	50	10
BT40-SF20-120	20	33	42	120	52	10
BT40-SF25-120	25	44	53	120	58	10
BT40-SF6-160	6	20	27	160	36	10
BT40-SF8-160	8	20	27	160	36	10
BT40-SF10-160	10	24	32	160	41	10
BT40-SF12-160	12	24	32	160	47	10
BT40-SF14-160	14	27	34	160	47	10
BT40-SF16-160	16	27	34	160	50	10
BT40-SF18-160	18	33	42	160	50	10
BT40-SF20-160	20	33	42	160	52	10
BT40-SF25-160	25	44	53	160	58	10
BT40-SF32-160	32	44	53	160	62	10

REZRUS

BT

Shrink Fit Chuck

JIS B 6339

Runout: 0.003 mm
Blancing: G2.5/25000 RPM
Usage: Working with induction shrink machine for mounting straight shank tools.

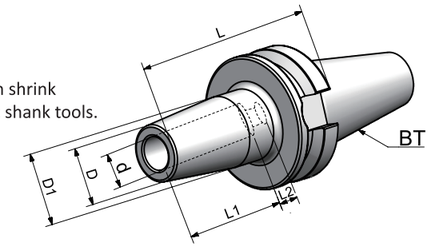

Size	d	D	D1	L	l1	l2
BT50-SF4-100	4	15	20	100	20	5
BT50-SF5-100	5	15	20	100	20	5
BT50-SF6-100	6	20	27	100	36	10
BT50-SF8-100	8	20	27	100	36	10
BT50-SF10-100	10	24	32	100	41	10
BT50-SF12-100	12	24	32	100	47	10
BT50-SF14-100	14	27	34	100	47	10
BT50-SF16-100	16	27	34	100	50	10
BT50-SF18-150	18	33	42	150	50	10
BT50-SF20-150	20	33	42	150	52	10
BT50-SF25-120	25	44	53	120	58	10
BT50-SF32-120	32	44	53	120	62	10
BT50-SF6-160	6	20	27	160	36	10
BT50-SF8-160	8	20	27	160	36	10
BT50-SF10-160	10	24	32	160	41	10
BT50-SF12-160	12	24	32	160	47	10
BT50-SF14-160	14	27	34	160	47	10
BT50-SF16-160	16	27	34	160	50	10
BT50-SF18-160	18	33	42	160	50	10
BT50-SF20-160	20	33	42	160	52	10
BT50-SF25-160	25	44	53	160	58	10
BT50-SF32-160	32	44	53	160	62	10

REZRUS

BT

Screw-in Milling Cutter Holder

JIS B 6339

Runout: 0.005 mm
Cooling: AD; AD/B can be made by request.
Balancing: G6.3/15000 RPM;
Usage: for mounting screw-in cutters with thread.

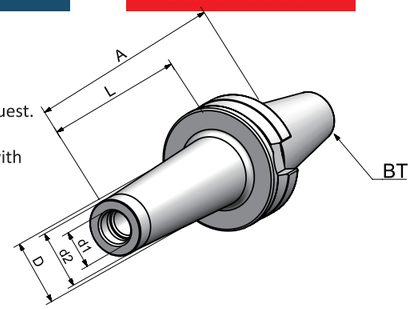

Size	M	d1	d2	A	L	D
BT40-SOM08-52 L=25	8	8.5	13	52	25	15
BT40-SOM08-77 L=50	8	8.5	13	77	50	23
BT40-SOM08-102 L=75	8	8.5	13	102	75	23
BT40-SOM08-127 L=100	8	8.5	13	127	100	25
BT40-SOM10-32 L=5	10	10.5	18	32	5	18
BT40-SOM10-52 L=25	10	10.5	18	52	25	20
BT40-SOM10-77 L-50	10	10.5	18	77	50	23
BT40-SOM10-102 L=75	10	10.5	18	102	75	28
BT40-SOM10-127 L=100	10	10.5	18	127	100	32
BT40-SOM10-177 L=150	10	10.5	18	177	150	36.5
BT40-SOM12-32 L=5	12	12.5	21	32	5	21
BT40-SOM12-52 L=25	12	12.5	21	52	25	24
BT40-SOM12-77 L=50	12	12.5	21	77	50	24
BT40-SOM12-102 L=75	12	12.5	21	102	75	31
BT40-SOM12-127 L=100	12	12.5	21	127	100	31
BT40-SOM12-152 L=125	12	12.5	21	152	125	36
BT40-SOM12-177 L=150	12	12.5	21	177	150	38
BT40-SOM16-32 L=5	16	17	29	32	5	29
BT40-SOM16-52 L=25	16	17	29	52	25	29
BT40-SOM16-77 L=50	16	17	29	77	50	34
BT40-SOM16-102 L=75	16	17	29	102	75	34
BT40-SOM16-127 L=100	16	17	29	127	100	36
BT40-SOM16-152 L=125	16	17	29	152	125	40
BT40-SOM16-177 L=150	16	17	29	177	150	42.5

REZRUS

BT

Screw-in Milling Cutter Holder

JIS B 6339

Runout: 0.005 mm
Cooling: AD; AD/B can be made by request.
Balancing: G6.3/15000 RPM;
Usage: for mounting screw-in cutters with thread.

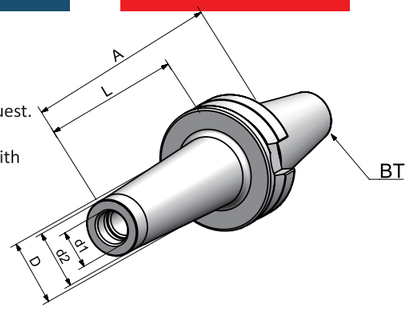

Size	M	d1	d2	A	L	D
BT50-SOM08-88 L=50	8	8.5	13	88	50	23
BT50-SOM08-138 L=100	8	8.5	13	138	100	25
BT50-SOM08-188 L=150	8	8.5	13	188	150	30
BT50-SOM10-88 L=50	10	10.5	18	88	50	23
BT50-SOM10-138 L=100	10	10.5	18	138	100	32
BT50-SOM10-188 L=150	10	10.5	18	188	150	36.5
BT50-SOM12-88 L=50	12	12.5	21	88	50	24
BT50-SOM12-138 L=100	12	12.5	21	138	100	33
BT50-SOM12-188 L=150	12	12.5	21	188	150	40
BT50-SOM16-88 L=50	16	17	29	88	50	34
BT50-SOM16-138 L=100	16	17	29	138	100	36
BT50-SOM16-188 L=150	16	17	29	188	150	42.5

BT

BT

REZRUS

Screw-in Milling Cutter Holder

JIS B 6339

Runout: 0.005 mm
Cooling: AD; AD/B can be made by request.
Balancing: G6.3/15000 RPM;
Usage: for mounting screw-in cutters with thread.

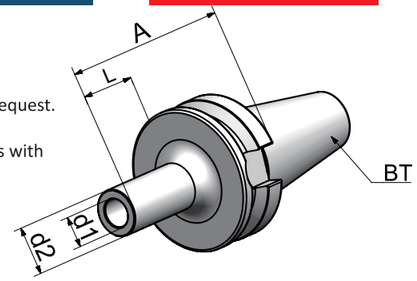

Size	M	d1	d2	A	L
BT40-M10-102 L=75	10	10.5	18	102	75
BT40-M10-127 L=100	10	10.5	18	127	100
BT40-M10-177 L=150	10	10.5	18	177	150
BT40-M12-108 L=75	12	12.5	21	108	75
BT40-M12-127 L=100	12	12.5	21	127	100
BT40-M12-152 L=125	12	12.5	21	152	125
BT40-M12-177 L=150	12	12.5	21	177	150
BT40-M16-102 L=75	16	17	29	102	75
BT40-M16-127 L=100	16	17	29	127	100
BT40-M16-152 L=125	16	17	29	152	125
BT40-M16-177 L=150	16	17	29	177	150
BT50-M10-138 L=100	10	10.5	18	138	100
BT50-M10-188 L=150	10	10.5	18	188	150
BT50-M21-138 L=100	12	12.5	21	138	100
BT50-M21-188 L=150	12	12.5	21	188	150
BT50-M17-138 L=100	16	17	29	138	100
BT50-M17-188 L=150	16	17	29	188	150

REZRUS

Alignment Tool for ATC Arm

JIS B 6339

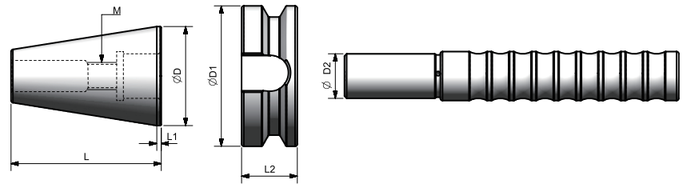

Size	D	D1	D2	L	L1	L2	L3	M
BT30-ATC-18D	31.75	46	18	50.4	2	20	-	M12
BT40-ATC-20D	44.45	63	20	67.4	2	25	-	M12
BT50-ATC-28D	69.85	100	28	104.8	3	35	-	M16

Usage:
1) Put the Taper to the machine Spindle
2) Install flange to the ATC arm
3) Insert Pin into the flange
4) Adjust ATC arm and make sure the pin front part into the flange completely.

BT

REZRUS

BT

SK



REZRUS

SK Taper Standard

DIN 69871

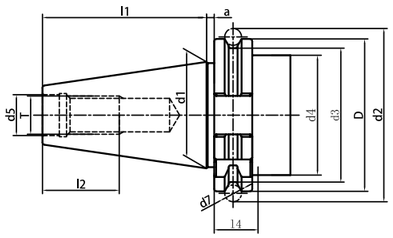

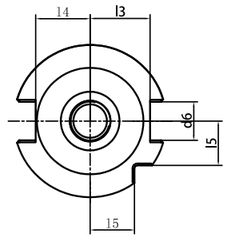

Size	D	d1	d2	d3	d4	d5	d6	d7	l1	l2	l3	l4	l5	e1	e2
SK30	50	31.75	59.3	44.3	45	13	16.1	7	47.8	24	18.8	16.3	15	21	5
SK40	63.55	44.45	72.3	56.25	50	17	16.1	7	68.4	32	25	22.7	18.5	27	5
SK50	97.5	69.85	107.3	91.25	80	25	25.7	7	101.8	47	37.7	35.5	30	42	7

Taper standard: DIN 69871
Material: Allyed case hardened steel
Surface Treatment: Blackening and Bright
Taper tolerance: <AT3
Hardness: HRC 55-60
Carbon depth: 0.8±0.2mm
Surface Roughness: Ra<0.005mm
Balancing: G6.3/15000; G2.5/25000
Cooling AD+B type can be made by request

SK

ER Collet Chuck ------- ISO-1

ER Collet Chuck -------- SK-1

Power Milling Chuck -- SK-5

OZ Collet Chuck -------- SK-6

SKS Collet Chuck ------- SK-7

Face Mill Holder ------ SK-8

Combi Shell Mill Holder - SK-9

End Mill Holder ------- SK-10

Morse Taper Adapter - SK-14

Morse Taper Adapter - SK-15

Tool Holder Adatper Sleeve - SK-16

Drill Chuck Adapter - SK-17

APU Drill Chuck Holder - SK-18

Quick Change Tapping Chuck - SK-19

Shrink Fit Chuck ------- SK-20

Screw-in Milling Cutter Holder - SK-22

Alignment Tool for ATC Arm - SK-25

SK

REZRUS

ER Collet Chuck DIN6499 without Drive Slot

DIN 69871

Runout: standard and 100mm 0.003 mm
Cooling: AD.
Balancing: G2.5/25000 RPM.
Usage: for clamping tools with straight shank in collets DIN 6499.

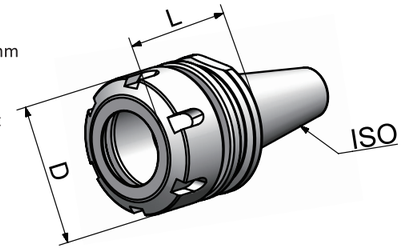

Size	D	L	Capacity	M
ISO10-ER11A-25	19	25	1-7	M14*0.75
ISO10-ER11M-25	16	25	1-7	M13*0.75
ISO20-ER16A-35	28	35	1-10	M22*1.5
ISO20-ER20A-35	34	35	1-13	M25*1.5
ISO25-ER16A-35	28	35	1-10	M22*1.5
ISO25-ER20A-35	34	35	1-13	M25*1.5
ISO25-ER25UM-35	42	35	2-16	M32*1.5
ISO30-ER16A-50	28	50	1-10	M22*1.5
ISO30-ER20A-50	34	50	1-13	M25*1.5
ISO30-ER25-50	42	50	2-16	M32*1.5
ISO30-ER32-50	50	50	2-20	M40*1.5
ISO30-ER40-60	63	60	3-26	M50*1.5

ISO

REZRUS

ER Collet Chuck DIN6499 without Drive Slots

DIN 69871

Runout: standard and 100mm 0.003 mm
Cooling: AD.
Balancing: G2.5/25000 RPM.
Usage: for clamping tools with straight shank in collets DIN 6499.

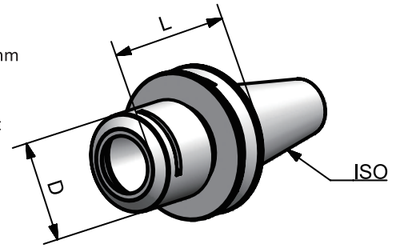

Size	D	L	Capacity	M
ISO20-ER16MS-35	22	35	1-10	M19*1.0
ISO20-ER20MS-35	28	35	1-13	M24*1.0
ISO25-ER16MS-35	22	35	1-10	M19*1.0
ISO25-ER20MS-35	28	35	1-13	M24*1.0
ISO25-ER25MS-35	35	35	2-16	M30*1.0

ISO

REZRUS

ER Collet Chuck with UM Nut DIN6499

DIN 69871

SK

Runout: standard and 100mm 0.003 mm
160mm 0.005mm
Cooling: AD; AD/B can be made by request.
Balancing: G6.3/15000 RPM;
Balancing G2.5 can be made by request.
Usage: for clamping tools with straight shank in collets DIN 6499.

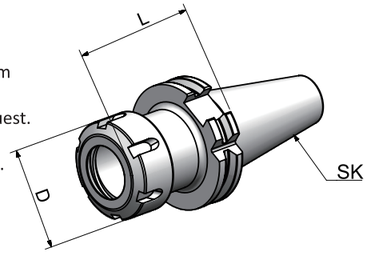

Size	D	L	Capacity
SK30-ER16UM-70	32	70	1-10
SK30-ER20UM-70	35	70	1-13
SK30-ER25-70	42	70	2-16
SK30-ER32-70	50	70	2-20
SK30-ER40-70	63	70	3-26
SK30-ER16UM-100	32	100	1-10
SK30-ER20UM-100	35	100	1-13
SK30-ER25-100	42	100	2-16
SK30-ER32-100	50	100	2-20
SK40-ER16UM-63	32	63	1-10
SK40-ER20UM-70	35	70	1-13
SK40-ER25-60	42	60	2-16
SK40-ER32-70	50	70	2-20
SK40-ER40-80	63	80	3-26
SK40-ER16UM-100	32	100	1-10
SK40-ER20UM-100	35	100	1-13
SK40-ER25-100	42	100	2-16
SK40-ER32-100	50	100	2-20
SK40-ER40-100	63	100	3-26
SK40-ER16UM-160	32	160	1-10
SK40-ER20UM-160	32	160	1-13
SK40-ER25-160	42	160	2-16
SK40-ER32-160	50	160	2-20
SK40-ER40-160	63	160	3-26

REZRUS

ER Collet Chuck with UM Nut DIN6499

DIN 69871

SK

Runout: standard and 100mm 0.003 mm
160mm 0.005mm
Cooling: AD; AD/B can be made by request.
Balancing: G6.3/15000 RPM;
Balancing G2.5 can be made by request.
Usage: for clamping tools with straight shank in collets DIN 6499.

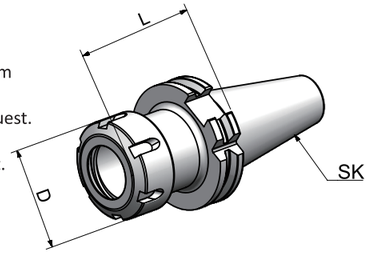

Size	D	L	Capacity
SK50-ER16UM-70	32	70	1-10
SK50-ER20UM-70	35	70	1-13
SK50-ER25-60	42	60	2-16
SK50-ER32-70	50	70	2-20
SK50-ER40-70	63	70	3-26
SK50-ER16UM-100	32	100	1-10
SK50-ER20UM-100	35	100	1-13
SK50-ER25-100	42	100	2-16
SK50-ER32-100	50	100	2-20
SK50-ER40-100	63	100	3-26
SK50-ER16UM-160	32	160	1-10
SK50-ER20UM-160	35	160	1-13
SK50-ER25-160	42	100	2-16
SK50-ER32-160	50	160	2-20
SK50-ER40-160	63	160	3-26

REZRUS

ER Collet Chuck with Mini Nut DIN649

DIN 69871

Runout: standard and 100mm 0.003 mm
160mm 0.005mm
Cooling: AD; AD/B can be made by request.
Balancing: G6.3/15000 RPM;
Balancing G2.5 can be made by request.
Usage: for clamping tools with straight shank in collets DIN 6499.

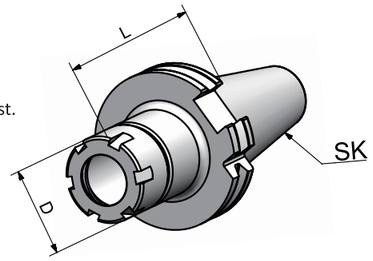

Size	D	L	Capacity
SK40-ER11M-70	16	70	1-7
SK40-ER11M-100	16	100	1-7
SK40-ER11M-160	16	160	1-7
SK40-ER16M-70	22	70	1-10
SK40-ER16M-100	22	100	1-10
SK40-ER16M-130	22	130	1-10
SK40-ER16M-160	22	160	1-10
SK40-ER25M-70	35	70	2-16
SK40-ER25M-100	35	100	2-16
SK40-ER25M-160	35	160	2-16
SK50-ER16M-70	22	70	1-10
SK50-ER16M-100	22	100	1-10
SK50-ER16M-160	22	160	1-10
SK50-ER25M-70	35	70	2-16
SK50-ER25M-100	35	100	2-16
SK50-ER25M-160	35	160	2-16

SK

REZRUS

ER Collet Chuck with Hex Nut DIN6499

DIN 69871

Runout: standard and 100mm 0.003 mm
160mm 0.005mm
Cooling: AD; AD/B can be made by request.
Balancing: G6.3/15000 RPM;
Balancing G2.5 can be made by request.
Usage: for clamping tools with straight shank in collets DIN 6499.

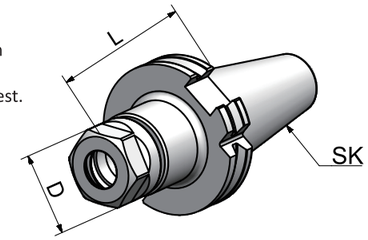

Size	D	L	Capacity
SK30-ER16A-60	28	60	1-10
SK30-ER20A-60	34	60	1-13
SK40-ER16A-60	28	60	1-10
SK40-ER20A-70	34	70	1-13
SK40-ER16A-100	28	100	1-10
SK40-ER20A-100	34	100	1-13
SK50-ER16A-70	28	70	1-10
SK50-ER20A-70	34	70	1-13
SK50-ER16A-100	28	100	1-10
SK50-ER20A-100	34	100	1-13
SK50-ER16A-160	28	160	1-10
SK50-ER20A-160	34	160	1-13

SK

REZRUS

Power Milling Chuck

DIN 69871

Runout: 0.01 mm
Cooling: AD
Balancing: Non-Balance;
Balancing G6.3 can be made by request.
Usage: for clamping tools with straight collets or clamping same diameter cutting tools directly.

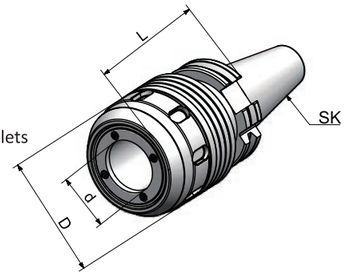

Size	d	D	L	Capacity
SK40-HC20-85	20	50	85	3-16; 20
SK40-HC20-135	20	50	135	3-16; 20
SK40-HC32-105	32	70	105	3-25; 32
SK40-HC32-135	32	70	135	3-25; 32
SK50-HC20-105	20	50	105	3-16; 20
SK50-HC20-150	20	50	150	3-16; 20
SK50-HC32-110	32	70	110	3-25; 32
SK50-HC32-135	32	70	135	3-25; 32
SK50-HC42-110	42	99	110	3-32; 42

SK

REZRUS

OZ Collet Chuck DIN6391

DIN 69871

Runout: 0.005 mm
Cooling: AD; AD/B can be made by request.
Balancing: G6.3/15000 RPM.
Usage: for clamping tools with straight shank in collets DIN 6388.

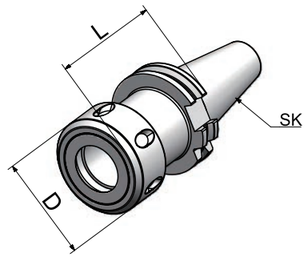

Size	D	L	Capacity
SK40-OZ16-70	43	70	2-16
SK40-OZ25-70	60	70	2-25
SK40-OZ32-90	72	90	4-32
SK40-OZ16-100	43	100	2-16
SK40-OZ25-100	60	100	2-25
SK50-OZ25-70	60	70	2-25
SK50-OZ32-80	72	70	4-32
SK50-OZ25-100	60	100	2-25

SK

REZRUS

High Speed SKS Collet Chuck

DIN 69871

Runout: 0.005 mm
Cooling: AD
Balancing: G2.5/25000 RPM
Balancing G6.3 can be made by request.
Usage: for clamping tools with SKS slim collets.

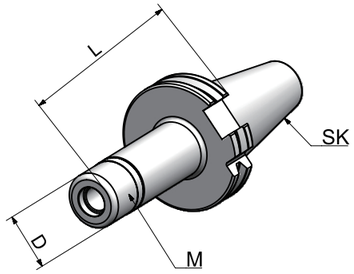

Size	d	D	L	Capacity	M
SK40-SKS10-60	14.981	27	60	1-10	M21.5*1
SK40-SKS10-90	14.981	27	90	1-10	M21.5*1
SK40-SKS10-120	14.981	27	120	1-10	M21.5*1
SK40-SKS16-60	23.939	40	60	4-16	M32*1.5
SK40-SKS16-90	23.939	40	90	4-16	M32*1.5
SK40-SKS16-120	23.939	40	120	4-16	M32*1.5
SK50-SKS10-105	14.981	27	105	1-10	M21.5*1
SK50-SKS10-135	14.981	27	135	1-10	M21.5*1
SK50-SKS10-165	14.981	27	165	1-10	M21.5*1
SK50-SKS16-105	23.939	40	105	4-16	M32*1.5
SK50-SKS16-135	23.939	40	135	4-16	M32*1.5
SK50-SKS16-165	23.939	40	165	4-16	M32*1.5

SK

REZRUS

Face Mill Holder DIN6357

DIN 69871

Runout: 0.005 mm
Cooling: Central Coolant
AD and AD/B can be made by request.
Balancing: G6.3/15000 RPM
Balancing G2.5 can be made by request.
Usage: for holding tools like shell mill cutters

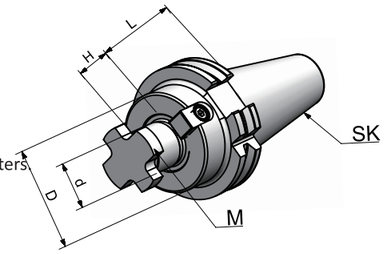

Size	d	D	L	H	M
SK30-FMB16-40	16	38	40	17	M8
SK30-FMB22-40	22	48	40	19	M10
SK30-FMB27-50	27	58	50	21	M12
SK30-FMB32-50	32	78	50	24	M16
SK40-FMB16-35	16	38	35	17	M8
SK40-FMB22-35	22	48	35	19	M10
SK40-FMB27-40	27	58	40	21	M12
SK40-FMB32-50	32	78	50	24	M16
SK40-FMB40-50	40	88	50	27	M20
SK50-FMB16-45	16	38	45	17	M8
SK50-FMB22-45	22	48	45	19	M10
SK50-FMB27-45	27	58	45	21	M12
SK50-FMB32-55	32	78	55	24	M16
SK50-FMB40-55	40	88	55	27	M20

SK

REZRUS

Combi Shell Mill Holder DIN6358

DIN 69871

Runout: 0.005 mm
Cooling: Central Coolant
AD and AD/B can be made by request.
Balancing: G6.3/15000 RPM
Usage: for holding tools like shell mill cutters and angular milling cutters.

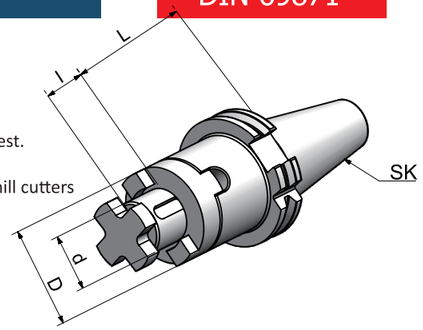

Size	d	D	l	L
SK30-SEMC16-50	16	32	17	50
SK30-SEMC22-50	22	40	19	50
SK30-SEMC27-55	27	48	21	55
SK30-SEMC32-60	32	58	24	60
SK40-SEMC16-55	16	32	17	55
SK40-SEMC22-55	22	40	19	55
SK40-SEMC27-55	27	48	21	55
SK40-SEMC32-60	32	58	24	60
SK40-SEMC40-60	40	70	27	60
SK40-SEMC16-100	16	32	17	100
SK40-SEMC22-100	22	40	19	100
SK40-SEMC27-100	27	48	21	100
SK40-SEMC32-100	32	58	24	100
SK40-SEMC40-100	40	70	27	100
SK50-SEMC16-55	16	32	17	55
SK50-SEMC22-55	22	40	19	55
SK50-SEMC27-55	27	48	21	55
SK50-SEMC32-55	32	58	24	60
SK50-SEMC40-55	40	70	27	60
SK50-SEMC16-100	16	32	17	100
SK50-SEMC22-100	22	40	19	100
SK50-SEMC27-100	27	48	21	100
SK50-SEMC32-100	32	58	24	100
SK50-SEMC40-100	40	70	27	100

SK

REZRUS

End Mill Holder DIN6359/1835B (Weldon)

DIN 69871

Runout: 0.005 mm
Bore Tolerance: H5
Cooling: AD
AD/B can be made by request.
Balancing: G6.3/15000 RPM
Usage: for clamping tools with straight shank and inclined flat DIN1835-B.

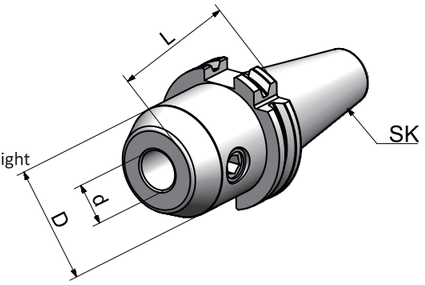

Size	d	D	L
SK30-SLA6-50	6	25	50
SK30-SLA8-50	8	28	50
SK30-SLA10-50	10	35	50
SK30-SLA12-50	12	42	50
SK30-SLA14-63	14	44	63
SK30-SLA16-63	16	48	63
SK30-SLA18-63	18	50	63
SK30-SLA20-63	20	52	63
SK40-SLA6-50	6	25	50
SK40-SLA8-50	8	28	50
SK40-SLA10-50	10	35	50
SK40-SLA12-50	12	42	50
SK40-SLA14-50	14	44	50
SK40-SLA16-63	16	48	63
SK40-SLA18-63	18	50	63
SK40-SLA20-63	20	52	63
SK40-SLA25-100	25	65	100
SK40-SLA32-100	32	72	100
SK40-SLA40-120	40	80	120
SK40-SLA6-100	6	25	100
SK40-SLA8-100	8	28	100
SK40-SLA10-100	10	35	100
SK40-SLA12-100	12	42	100
SK40-SLA14-100	14	44	100
SK40-SLA16-100	16	48	100
SK40-SLA18-100	18	50	100
SK40-SLA20-100	20	52	100

SK

REZRUS

End Mill Holder DIN6359/1835B (Weldon)

DIN 69871

Runout: 0.005 mm
Bore Tolerance: H5
Cooling: AD
AD/B can be made by request.
Balancing: G6.3/15000 RPM
Usage: for clamping tools with straight shank and inclined flat DIN1835-B.

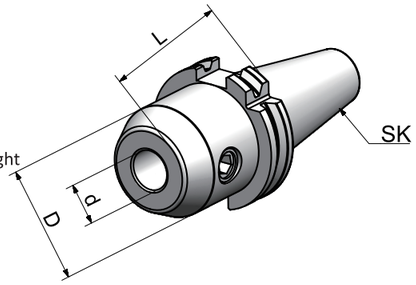

Size	d	D	L
SK40-SLA6-160	6	25	160
SK40-SLA8-160	8	28	160
SK40-SLA10-160	10	35	160
SK40-SLA12-160	12	42	160
SK40-SLA14-160	14	44	160
SK40-SLA16-160	16	48	160
SK40-SLA18-160	18	50	160
SK40-SLA20-160	20	52	160
SK40-SLA25-160	25	65	160
SK40-SLA32-160	32	72	160
SK40-SLA40-160	40	80	160
SK50-SLA6-63	6	25	63
SK50-SLA8-63	8	28	63
SK50-SLA10-63	10	35	63
SK50-SLA12-63	12	42	63
SK50-SLA14-63	14	44	63
SK50-SLA16-63	16	48	63
SK50-SLA18-63	18	50	63
SK50-SLA20-63	20	52	63
SK50-SLA25-80	25	65	80
SK50-SLA32-100	32	72	100
SK50-SLA40-100	40	80	100
SK50-SLA50-125	50	100	125

SK

REZRUS

End Mill Holder with Coolant Channels

DIN 69871

Runout: 0.005 mm
Bore Tolerance: H5
Cooling: AD
AD/B can be made by request.
Balancing: G6.3/15000 RPM
Usage: for clamping tools with straight shank and inclined flat DIN1835-B.

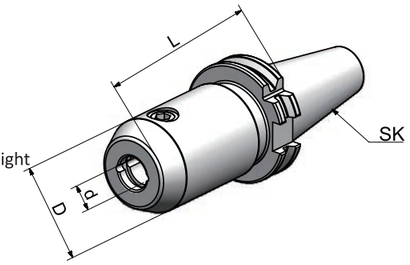

Size	d	D	L
SK40-SLA6-50K	6	25	50
SK40-SLA8-50K	8	28	50
SK40-SLA10-50K	10	35	50
SK40-SLA12-50K	12	42	50
SK40-SLA14-50K	14	44	50
SK40-SLA16-63K	16	48	63
SK40-SLA18-63K	18	50	63
SK40-SLA20-63K	20	52	63
SK40-SLA25-100K	25	65	100
SK40-SLA32-100K	32	72	100
SK40-SLA40-120K	40	80	120
SK40-SLA6-100K	6	25	100
SK40-SLA8-100K	8	28	100
SK40-SLA10-100K	10	35	100
SK40-SLA12-100K	12	42	100
SK40-SLA14-100K	14	44	100
SK40-SLA16-100K	16	48	100
SK40-SLA18-100K	18	50	100
SK40-SLA20-100K	20	52	100

SK

REZRUS

End Mill Holder with Coolant Channels

DIN 69871

Runout: 0.005 mm
Bore Tolerance: H5
Cooling: AD
AD/B can be made by request.
Balancing: G6.3/15000 RPM
Usage: for clamping tools with straight shank and inclined flat DIN1835-B.

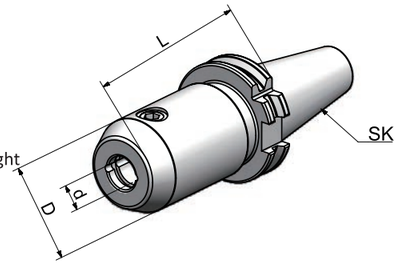

Size	d	D	L
SK50-SLA6-63K	6	25	63
SK50-SLA8-63K	8	28	63
SK50-SLA10-63K	10	35	63
SK50-SLA12-63K	12	42	63
SK50-SLA16-63K	16	48	63
SK50-SLA18-63K	18	50	63
SK50-SLA20-63K	20	52	63
SK50-SLA25-80K	25	65	80
SK50-SLA32-100K	32	72	100
SK50-SLA40-100K	40	90	100
SK50-SLA6-100K	6	25	100
SK50-SLA8-100K	8	28	100
SK50-SLA10-100K	10	35	100
SK50-SLA12-100K	12	42	100
SK50-SLA14-100K	14	44	100
SK50-SLA16-100K	16	48	100
SK50-SLA18-100K	18	50	100
SK50-SLA20-100K	20	52	100
SK50-SLA25-120K	25	65	120

SK

REZRUS

Morse Taper Adapter with Tang DIN6383

DIN 69871

Runout: 0.005 mm
Cooling: AD
AD/B can be made by request.
Balancing: G6.3/15000 RPM
Usage: for holding tools with Morse taper shank and tang according to DIN 228-1 form B.

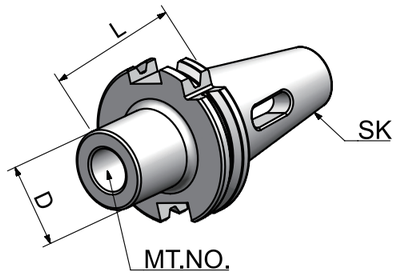

Size	MT. NO.	D	L
SK30-MTA1-50	1	25	50
SK30-MTA2-50	2	32	50
SK30-MTA3-75	3	40	75
SK40-MTA1-50	1	25	50
SK40-MTA2-50	2	32	50
SK40-MTA3-70	3	40	70
SK40-MTA4-95	4	48	95
SK50-MTA1-45	1	25	45
SK50-MTA2-60	2	32	60
SK50-MTA3-65	3	40	65
SK50-MTA4-95	4	48	95
SK50-MTA5-105	5	63	105

SK

REZRUS

Morse Taper Adapter with Drawbar DIN6364

DIN 69871

Runout: 0.005 mm
Cooling: A
Balancing: G6.3/15000 RPM
Usage: for clamping tools with Morse taper shank and thread according to DIN 228-1 form A.

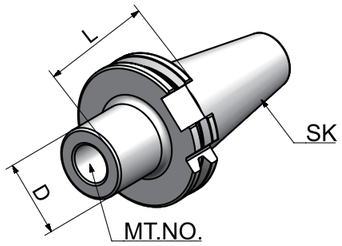

Size	MT. NO.	D	L	M
SK40-MTB1-50	1	25	50	M6
SK40-MTB2-50	2	32	50	M10
SK40-MTB3-70	3	40	70	M12
SK40-MTB4-95	4	48	95	M16
SK50-MTB1-45	1	25	45	M6
SK50-MTB2-60	2	32	60	M10
SK50-MTB3-65	3	40	65	M12
SK50-MTB4-70	4	50	70	M16
SK50-MTB5-118	5	65	120	M20

SK

REZRUS

Tool Holder Adatper Sleeve

DIN 69871

Runout: 0.005 mm
Cooling: A
Balancing: G6.3/15000 RPM
Usage: for mounting tapers DIN 69871, JIS B 6339, and DIN 2080.
Delivery: Additional screw for DIN 2080 tools included.

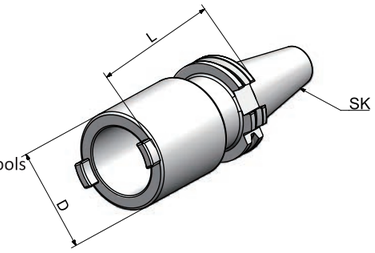

Size	L	D
SK40-SK30-50	50	51
SK40-SK40-100	100	63
SK50-SK40-70	70	63
SK50-SK50-120	120	97

SK

REZRUS

Drill Chuck Adapter DIN238

DIN 69871

Runout: 0.005 mm
Cooling: A
Balancing: G6.3/15000 RPM
Usage: for mounting drill chucks.

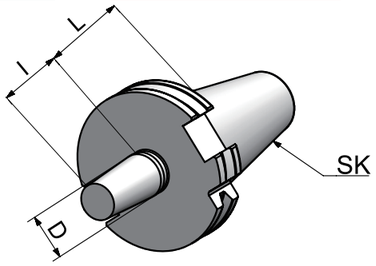

Size	D	l	L
SK30-B12	B12	18.5	25
SK30-B16	B16	24	25
SK40-B12	B12	18.5	25
SK40-B16	B16	24	25
SK40-B18	B18	32	35
SK50-B12	B12	18.5	25
SK50-B16	B16	24	25
SK50-B18	B18	32	35

SK

REZRUS

APU Drill Chuck Holder

DIN 69871

Runout: 0.08 mm
Cooling: A; Central cooling is unavailable.
Balancing: Non-Balance
Usage: for clamping tools with straight shank.

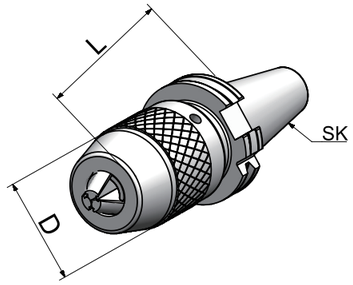

Size	D	L	l	Capacity
SK30-APU8-80	38	80	85	1-8
SK30-APU13-120	48	120	130	1-13
SK30-APU16-130	53	130	140.6	3-16
SK40-APU8-75	38	75	80	1-8
SK40-APU13-100	48	100	110	1-13
SK40-APU16-110	53	110	120.6	3-16
SK50-APU8-75	38	75	80	1-8
SK50-APU13-100	48	100	110	1-13
SK50-APU16-105	53	105	115.6	3-16

SK

REZRUS

Quick Change Tapping Chuck with Length Compensation

DIN 69871

Usage: for tapping preferably. Axial length compensation on tension and pressure.

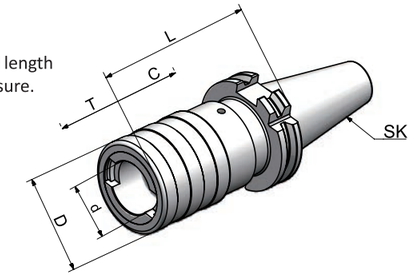

Size	Collet Size	D	d	L	T	C
SK30-TC312-65	1	36	19	65	7.5	7.5
SK30-TC820-99	2	54	31	99	12.5	12.5
SK40-TC312-59	1	36	19	59	7.5	7.5
SK40-TC820-97	2	54	31	97	12.5	12.5
SK40-TC1433-156	3	78	48	156	22	22
SK50-TC312-63	1	36	19	63	7.5	7.5
SK50-TC820-97	2	54	31	97	12.5	12.5
SK50-TC1433-140	3	78	48	140	22	22

SK

REZRUS

Shrink Fit Chuck

DIN 69871

Runout: 0.003 mm
Blancing: G2.5/25000 RPM
Usage: Working with induction shrink machine for mounting straight shank tools.

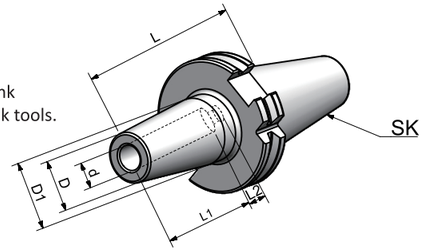

Size	d	L	D	D1	l1	l2
SK30-SF3-80	3	80	15	20	10	-
SK30-SF4-80	4	80	15	20	20	5
SK30-SF5-80	5	80	15	20	20	5
SK30-SF6-80	6	80	20	27	36	10
SK30-SF8-80	8	80	20	27	36	10
SK30-SF10-100	10	100	24	32	41	10
SK30-SF12-100	12	100	24	32	47	10
SK30-SF14-100	14	100	27	34	47	10
SK30-SF16-100	16	100	27	34	50	10
SK30-SF18-100	18	100	33	42	50	10
SK30-SF20-100	20	100	33	42	52	10
SK40-SF3-80	3	80	15	20	10	-
SK40-SF4-80	4	80	15	20	20	5
SK40-SF5-80	5	80	15	20	20	5
SK40-SF6-80	6	80	20	27	36	10
SK40-SF8-80	8	80	20	27	36	10
SK40-SF10-80	10	80	24	32	41	10
SK40-SF12-80	12	80	24	32	47	10
SK40-SF14-80	14	80	27	34	47	10
SK40-SF16-80	16	80	27	34	50	10
SK40-SF18-80	18	80	33	42	50	10
SK40-SF20-80	20	80	33	42	52	10
SK40-SF25-100	25	100	44	53	58	10
SK40-SF32-100	32	100	44	53	62	10

SK

REZRUS

Shrink Fit Chuck

DIN 69871

SK

Runout: 0.003 mm
Blancing: G2.5/25000 RPM
Usage: Working with induction shrink machine for mounting straight shank tools.

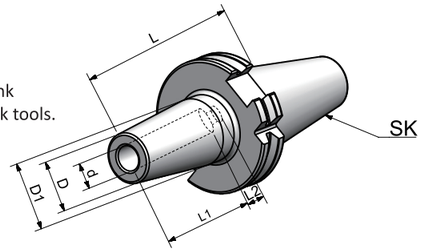

Size	d	L	D	D1	l1	l2
SK50-SF3-80	3	80	15	20	10	-
SK50-SF4-80	4	80	15	20	20	5
SK50-SF5-80	5	80	15	20	20	5
SK50-SF6-80	6	80	20	27	36	10
SK50-SF8-80	8	80	20	27	36	10
SK50-SF10-80	10	80	24	32	41	10
SK50-SF12-80	12	80	24	32	47	10
SK50-SF14-80	14	80	27	34	47	10
SK50-SF16-80	16	80	27	34	50	10
SK50-SF18-80	18	80	33	42	50	10
SK50-SF20-80	20	80	33	42	52	10
SK50-SF25-100	25	100	44	53	58	10
SK50-SF32-100	32	100	44	53	62	10

REZRUS

Screw-in Milling Cutter Holder

DIN 69871

SK

Runout: 0.005 mm
Cooling: AD; AD/B can be made by request.
Balancing: G6.3/15000 RPM;
Usage: for mounting screw-in cutters with thread.

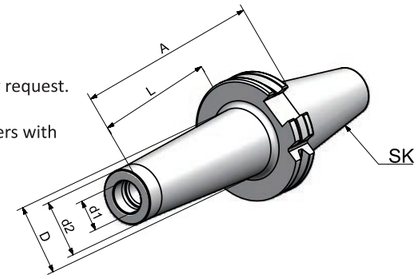

Size	M	d1	d2	A	L	D
SK40-SOM08-44 L=25	8	8.5	13	44	25	15
SK40-SOM08-69 L=50	8	8.5	13	69	50	23
SK40-SOM08-94 L=75	8	8.5	13	94	75	23
SK40-SOM08-119 L=100	8	8.5	13	119	100	25
SK40-SOM10-24 L=5	10	10.5	18	24	5	18
SK40-SOM10-44 L=25	10	10.5	18	44	25	20
SK40-SOM10-69 L=50	10	10.5	18	69	50	23
SK40-SOM10-94 L=75	10	10.5	18	94	75	28
SK40-SOM10-119 L=100	10	10.5	18	119	100	32
SK40-SOM10-169 L=150	10	10.5	18	169	150	36.5
SK40-SOM12-24 L=5	12	12.5	21	24	5	21
SK40-SOM12-44 L=25	12	12.5	21	44	25	24
SK40-SOM12-69 L=50	12	12.5	21	69	50	24
SK40-SOM12-94 L=75	12	12.5	21	94	75	31
SK40-SOM12-119 L=100	12	12.5	21	119	100	33
SK40-SOM12-144 L=125	12	12.5	21	144	125	36
SK40-SOM12-169 L=150	12	12.5	21	169	150	40
SK40-SOM16-24 L=5	16	17	29	24	5	29
SK40-SOM16-44 L=25	16	17	29	44	25	29
SK40-SOM16-69 L=50	16	17	29	69	50	34
SK40-SOM16-94 L=75	16	17	29	94	75	34
SK40-SOM16-119 L=100	16	17	29	119	100	36
SK40-SOM16-144 L=125	16	17	29	144	125	40
SK40-SOM16-169 L=150	16	17	29	169	150	42.5

REZRUS

Screw-in Milling Cutter Holder

DIN 69871

Runout: 0.005 mm
Cooling: AD; AD/B can be made by request.
Balancing: G6.3/15000 RPM;
Usage: for mounting screw-in cutters with thread.

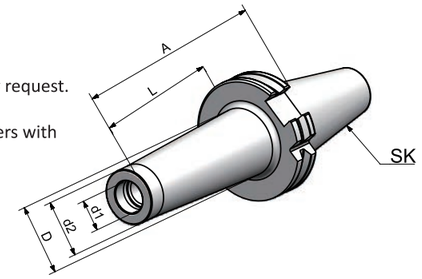

Size	M	d1	d2	A	L	D
SK50-SOM08-69 L=50	8	8.5	13	69	50	23
SK50-SOM08-119 L=100	8	8.5	13	119	100	25
SK50-SOM08-169 L=150	8	8.5	13	169	150	30
SK50-SOM10-69 L=50	10	10.5	18	69	50	23
SK50-SOM10-119 L=100	10	10.5	18	119	100	32
SK50-SOM10-169 L=150	10	10.5	18	169	150	36.5
SK50-SOM12-69 L=50	12	12.5	21	69	50	24
SK50-SOM12-119 L=100	12	12.5	21	119	100	33
SK50-SOM12-169 L=150	12	12.5	21	169	150	40
SK50-SOM16-69 L=50	16	17	29	69	50	34
SK50-SOM16-119 L=100	16	17	29	119	100	36
SK50-SOM16-169 L=150	16	17	29	169	150	42.5

SK

REZRUS

Screw-in Milling Cutter Holder

DIN 69871

Runout: 0.005 mm
Cooling: AD; AD/B can be made by request.
Balancing: G6.3/15000 RPM;
Usage: for mounting screw-in cutters with thread.

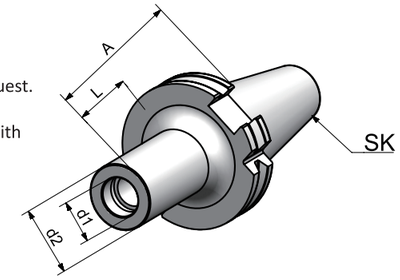

Size	M	d1	d2	A	L
SK40-M10-119 L=100	10	10.5	18	119	100
SK40-M10-169 L=150	10	10.5	18	169	150
DK40-M12-119 L=100	12	12.5	21	119	100
SK40-M12-144 L=125	12	12.5	21	144	125
SK40-M12-169 L=150	12	12.5	21	169	150
SK40-M16-119 L=100	16	17	29	119	100
SK40-M16-144 L=125	16	17	29	144	125
SK40-M16-169 L=150	16	17	29	169	150
SK50-M10-119 L=100	10	10.5	18	119	100
SK50-M10-169 L=150	10	10.5	18	169	150
SK50-M12-119 L=100	12	12.5	21	119	100
SK50-M12-169 L=150	12	12.5	21	169	150
SK50-M16-119 L=100	16	17	29	119	100
SK50-M16-169 L=150	16	17	29	169	150

SK

SK

REZRUS

Alignment Tool for ATC Arm

DIN 69871

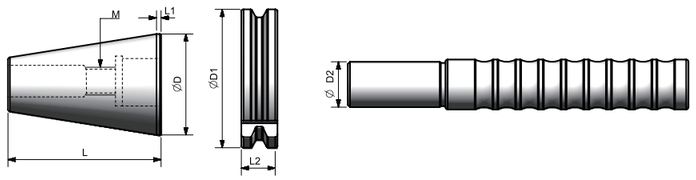

Size	D	D1	D2	L	L1	L2	L3	M
SK30-ATC-18D	31.75	50	18	51	3.2	20	15.9	M12
SK40-ATC-20D	44.45	63.55	20	71.6	3.2	25	15.9	M12
SK50-ATC-28D	69.85	97.5	28	104.95	3.2	35	15.9	M16

Usage:
1) Put the Taper to the machine Spindle
2) Install flange to the ATC arm
3) Insert Pin into the flange
4) Adjust ATC arm and make sure the pin front part into the flange completely.

NT

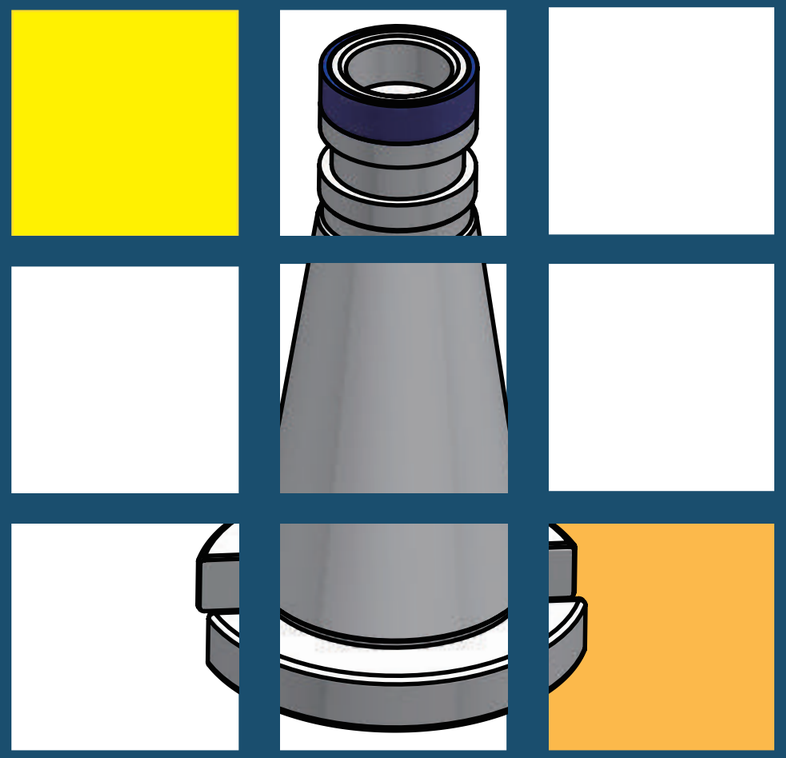

REZRUS

NT Taper Standard

DIN 2080

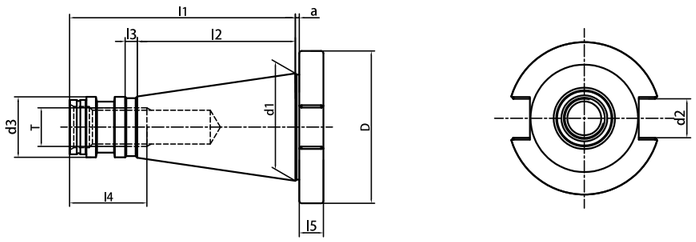

Size	D	d1	d2	d3	a	l1	l2	l3	l4	l5	T
NT30	50	31.75	16.1	17.04	1.6	68.4	48.4	3	24	8	M12
NT40	63	44.45	16.1	24.92	1.6	93.4	65.4	5	32	10	M16
NT50	97.5	69.85	25.7	39.19	3.2	126.8	101.8	8	47	12	M24

Taper standard: DIN 2080
Material: Allyed case hardened steel
Surface Treatment: Blackening
Taper tolerance: <AT3
Hardness: HRC 55-60
Carbon depth: 0.8±0.2mm
Surface Roughness: Ra<0.005mm

ER Collet Chuck ------- NT-1

Power Milling Chuck -- NT-3

OZ Collet Chuck -------- NT-4

Face Mill Holder ------ NT-5

Combi Shell Mill Holder - NT-7

End Mill Holder ------- NT-8

Morse Taper Adapter - NT-10

Morse Taper Adapter - NT-11

Tool Holder Adatper Sleeve NT-12

Drill Chuck Adapter - NT-13

APU Drill Chuck Holder - NT-14

Quick Change Tapping Chuck - NT-15

REZRUS

ER Collet Chuck DIN6499

DIN 2080

Runout: standard and 100mm 0.003 mm
Cooling: AD
Usage: for clamping tools with straight shank in collets DIN 6499.

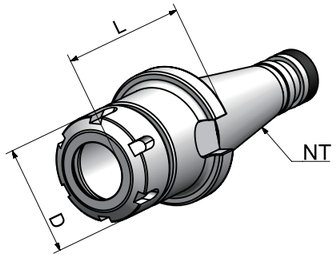

NT

Size	D	L	Capacity
NT30-ER16A-50	28	50	1-10
NT30-ER20A-50	34	50	1-13
NT30-ER25-50	42	50	2-16
NT30-ER32-50	50	50	2-20
NT30-ER40-80	63	80	4-26
NT40-ER16A-50 OTT	28	50	1-10
NT40-ER25-50 OTT	42	50	1-13
NT40-ER32-60 OTT	50	60	3-20
NT40-ER40-80 OTT	63	70	4-26
NT40-ER16A-100 OTT	28	100	1-10
NT40-ER20A-100 OTT	34	100	1-13
NT40-ER25-100 OTT	42	100	2-16
NT40-ER32-100 OTT	50	100	3-20
NT50-ER32-70 OTT	50	70	1-20
NT50-ER40-70 OTT	63	70	2-26
NT50-ER50-90 OTT	78	90	6-34
NT50-ER16A-100 OTT	28	100	1-10
NT50-ER20A-100 OTT	34	100	1-13
NT50-ER32-100 OTT	50	100	3-20
NT50-ER40-100 OTT	63	100	4-26

REZRUS

ER Collet Chuck with Mini Nut DIN6499

DIN 2080

Runout: standard and 100mm 0.003 mm
Cooling: AD;
Usage: for clamping tools with straight shank in collets DIN 6499.

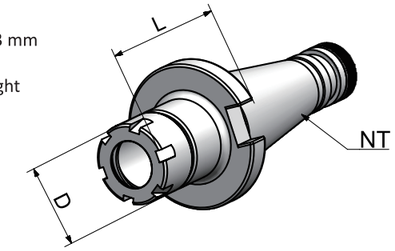

NT

Size	D	L	Capacity
NT30-ER16M-70	22	70	1-10
NT30-ER20M-70	28	70	1-13
NT30-ER25M-70	35	70	2-16
NT40-ER16M-60 OTT	22	60	1-10
NT40-ER20M-60 OTT	28	60	1-13
NT40-ER25M--60 OTT	35	60	2-16

REZRUS

Power Milling Chuck

DIN 2080

Runout: 0.01 mm
Cooling: AD
Usage: for clamping tools with straight collets or clamping same diameter cutting tools directly.

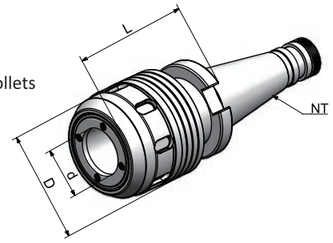

NT

Size	d	D	L	Capacity	M
NT40-HC25-90	25	59	90	3-20; 25	M16
NT40-HC32-90	32	70	90	3-25; 32	M16
NT40-HC32-105	32	70	105	3-25; 32	M16
NT50-HC25-85	25	59	85	3-20; 25	M24
NT50-HC32-90	32	70	90	3-25; 32	M24
NT50-HC42-95	42	99	95	3-32; 42	M24
NT50-HC25-150	25	59	150	3-20; 25	M24
NT50-HC32-150	32	70	150	3-25; 32	M24
NT50-HC42-150	42	99	150	3-32; 42	M24

REZRUS

OZ Collet Chuck DIN6391

DIN 2080

Runout: 0.005 mm
Cooling: AD
Usage: for clamping tools with straight shank in collets DIN 6388.

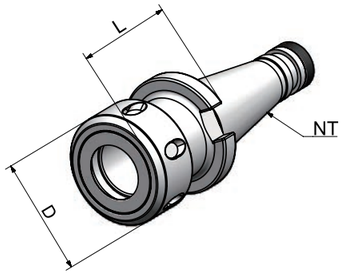

NT

Size	D	L	Capacity
NT30-OZ16-50	43	50	2-16
NT30-OZ25-70	60	70	3-25
NT40-OZ16-70	43	70	2-16
NT40-OZ25-70	60	70	3-25
NT40-OZ32-80	72	80	6-32
NT50-OZ25-70	60	70	3-25
NT50-OZ32-80	72	80	6-32

REZRUS

Face Mill Holder Inch

DIN 2080

Runout: 0.005 mm
Cooling: Central Coolant
Usage: for holding tools like shell mill cutters.

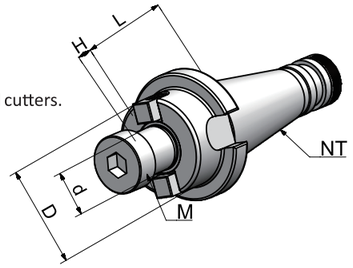

NT

Size	d	D	L	H	W
NT30-FMA25.4-20	25.4	50	20	20	9.5
NT30-FMA31.75-25	31.75	60	25	22	12.7
NT30-FMA38.1-30	38.1	80	30	25	15.9
NT40-FMA25.4-20	25.4	50	25	20	9.5
NT40-FMA31.75-25	31.75	60	25	22	12.7
NT40-FMA38.1-30	38.1	80	30	25	15.9
NT40-FMA50.8-35	50.8	98	35	36	19.05
NT50-FMA25.4-35	25.4	50	35	20	9.525
NT50-FMA31.75-35	31.75	60	35	22	12.7
NT50-FMA38.1-35	38.1	80	35	25	15.875
NT50-FMA50.8-35	50.8	98	35	36	19.05

REZRUS

Face Mill Holder DIN6357

DIN 2080

Runout: 0.005 mm
Cooling: Central Coolant
Usage: for holding tools like shell mill cutters.

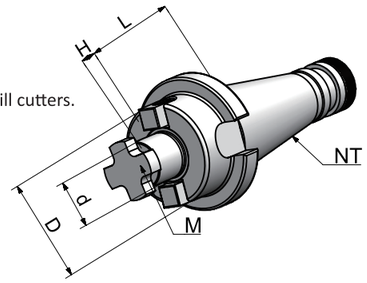

NT

Size	d	D	L	H	M
NT30-FMB16-30	16	38	30	17	M8
NT30-FMB22-30	22	48	30	19	M10
NT30-FMB27-45	27	58	45	21	M12
NT30-FMB32-50	32	78	50	24	M16
NT40-FMB16-30	16	38	30	17	M8
NT40-FMB22-30	22	48	30	19	M10
NT40-FMB27-30	27	58	30	21	M12
NT40-FMB32-30	32	78	30	24	M16
NT40-FMB40-30	40	88	30	27	M16
NT50-FMB16-30	16	38	30	17	M8
NT50-FMB22-35	22	48	35	19	M10
NT50-FMB27-35	27	58	35	21	M12
NT50-FMB32-40	32	78	40	24	M16
NT50-FMB40-40	40	88	40	27	M16

REZRUS

Combi Shell Mill Holder DIN6358

DIN 2080

Runout: 0.005 mm
Cooling: Central Coolant
Usage: for holding tools like shell mill cutters and angular milling cutters.

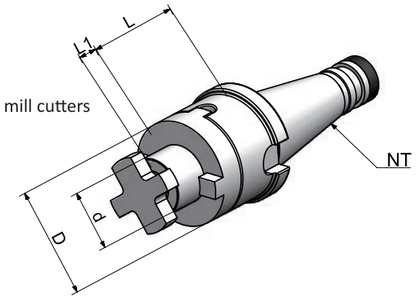

NT

Size	d	D	L	L1
NT30-SEMC16-35	16	32	35	17
NT30-SEMC22-35	22	40	35	19
NT30-SEMC27-35	27	48	35	21
NT30-SEMC32-50	32	58	50	24
NT40-SEMC16-52	16	32	52	17
NT40-SEMC22-52	22	40	52	19
NT40-SEMC27-52	27	48	52	21
NT40-SEMC32-52	32	58	52	24
NT40-SEMC40-52	40	70	52	27
NT50-SEMC16-55	16	32	55	17
NT50-SEMC22-55	22	40	55	19
NT50-SEMC27-55	27	48	55	21
NT50-SEMC32-55	32	58	55	24
NT50-SEMC40-55	40	70	55	27

REZRUS

End Mill Holder DIN6359/1835B (Weldon)

DIN 2080

Runout: 0.005 mm
Bore Tolerance: H5
Cooling: AD
Usage: for clamping tools with straight shank and inclined flat DIN1835-B.

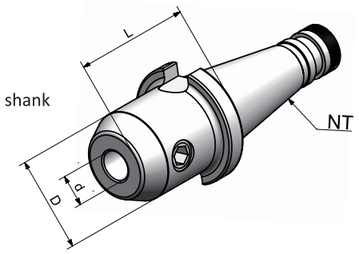

NT

Size	d	D	L
NT30-SLA6-40	6	25	40
NT30-SLA8-40	8	28	40
NT30-SLA10-40	10	35	40
NT30-SLA12-40	12	42	40
NT30-SLA16-50	16	48	50
NT30-SLA18-50	18	50	50
NT30-SLA20-63	20	52	63
NT40-SLA6-50	6	25	50
NT40-SLA8-50	8	28	50
NT40-SLA10-50	10	35	50
NT40-SLA12-50	12	42	50
NT40-SLA14-50	14	44	50
NT40-SLA16-63	16	48	63
NT40-SLA18-63	18	50	63
NT40-SLA20-63	20	52	63
NT40-SLA25-80	25	65	80
NT40-SLA32-80	32	72	80
NT40-SLA40-90	42	80	90

REZRUS

End Mill Holder DIN6359/1835B (Weldon)

DIN 2080

Runout: 0.005 mm
Bore Tolerance: H5
Cooling: AD
Usage: for clamping tools with straight shank and inclined flat DIN1835-B.

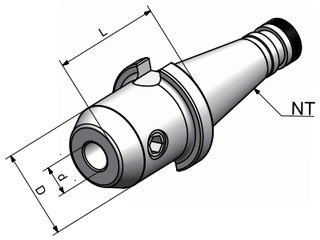

NT

Size	d	D	L
NT50-SLA6-63	6	25	63
NT50-SLA8-63	8	28	63
NT50-SLA10-63	10	35	63
NT50-SLA12-63	12	42	63
NT50-SLA14-63	14	44	63
NT50-SLA16-63	16	48	63
NT50-SLA18-63	18	50	63
NT50-SLA20-63	20	52	63
NT50-SLA25-80	25	65	80
NT50-SLA32-80	32	72	80
NT50-SLA40-90	40	80	90

REZRUS

Morse Taper Adapter with Tang DIN6383

DIN 2080

Runout: 0.005 mm
Cooling: AD
Usage: for holding tools with Morse taper shank and tang according to DIN 228-1 form B.

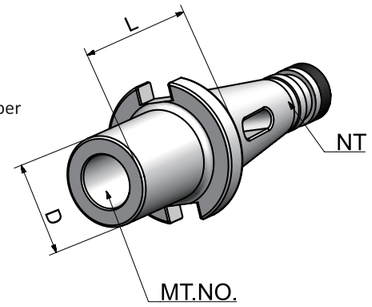

NT

Size	MT.No.	D	L
NT30-MTA1-50	1	25	50
NT30-MTA2-50	2	32	50
NT30-MTA3-75	3	40	75
NT40-MTA1-50	1	25	50
NT40-MTA2-50	2	32	50
NT40-MTA3-65	3	40	65
NT40-MTA4-95	4	48	95
NT50-MTA1-45	2	25	45
NT50-MTA2-60	2	32	60
NT50-MTA3-65	3	40	65
NT50-MTA4-70	4	48	70
NT50-MTA5-105	5	63	105

REZRUS

Morse Taper Adapter with Drawbar DIN6364

DIN 2080

Runout: 0.005 mm
Cooling: A
Usage: for clamping tools with Morse taper shank and thread according to DIN 228-1 form A.

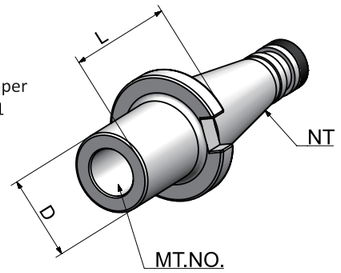

NT

Size	MT.No.	L	D	M
NT30-MTB1-45	1	45	25	M6
NT30-MTB2-60	2	60	32	M10
NT30-MTB3-70	3	70	40	M12
NT40-MTB1-45	1	50	25	M6
NT40-MTB2-45	2	50	32	M10
NT40-MTB3-75	3	65	40	M12
NT40-MTB4-90	4	95	48	M16
NT50-MTB1-45	2	60	25	M6
NT50-MTB2-45	2	60	32	M10
NT50-MTB3-60	3	65	40	M12
NT50-MTB4-75	4	65	48	M16
NT50-MTB5-120	5	120	63	M20

REZRUS

Tool Holder Adatper Sleeve

DIN 2080

Runout: 0.005 mm
Cooling: A
Usage: for mounting tapers DIN 2080, JIS B 6339, and DIN 2080.
Delivery: Additional screw for DIN 2080 tools included.

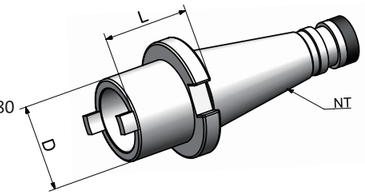

NT

Size	D	L
NT40-NT30-50	51	50
NT40-NT40-100	63	100
NT50-NT40-50	63	50
NT50-NT50-125	97	125

REZRUS

Drill Chuck Adapter DIN238

DIN 2080

Runout: 0.005 mm
Cooling: A
Usage: for mounting drill chucks.

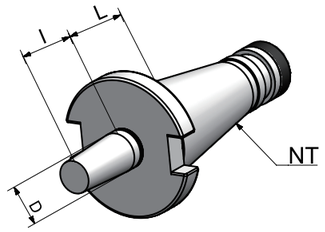

NT

Size	D	L	l
NT30-B12	B12	15	18.5
NT30-B16	B16	17	24
NT40-B12	B12	18	18.5
NT40-B16	B16	18	24
NT40-B18	B18	18	32
NT50-B16	B16	20	24
NT50-B18	B18	20	32

REZRUS

APU Drill Chuck Holder

DIN 2080

Runout: 0.08 mm
Cooling: A; Central cooling is unavailable.
Usage: for clamping tools with straight shank.

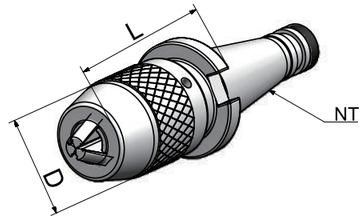

NT

Size	D	L		Capacity
NT30-APU08-80	38	80	90	1-8
NT30-APU13-100	48	100	110	1-13
NT40-APU08-85	38	85	95	1-8
NT40-APU13-110	48	110	120	1-13
NT40-APU16-130	53	130	141	3-16
NT50-APU08-95	38	90	105	1-8
NT50-APU13-120	48	120	130	1-13
NT50-APU16-130	53	130	141	3-16

REZRUS

Quick Change Tapping Chuck with Length Compensation

DIN 2080

Usage: for tapping preferably. Axial length compensation on tension and pressure.

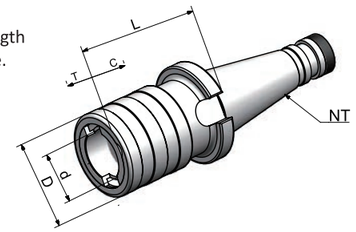

NT

Size	Collet Size	d	D	L	T	C
NT30-TC312-55	1	19	36	55	7.5	7.5
NT30-TC820-86	2	31	53	86	12.5	12.5
NT40-TC312-55	1	19	36	55	7.5	7.5
NT40-TC820-86	2	31	53	86	12.5	12.5
NT40-TC1433-132	3	48	78	132	22	22
NT50-TC312-62	1	19	36	62	7.5	7.5
NT50-TC820-90	2	31	53	90	12.5	12.5
NT50-TC1433-117	3	48	78	117	22	22

CAT



REZRUS

CAT Taper Standard

ANSI B5.50

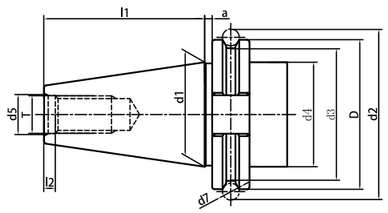

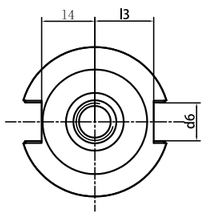

Size	D	d1	d2	d3	d4	d5	d6	d7	l1	l2	l3	l4	l5	T
CAT30	1.812	1.25	2.176	1.531	1.25	0.516	0.645	0.2813	1.875	0.188	0.735	0.64	0.44	1/2-13
CAT40	2.500	1.75	2.863	2.219	1.75	0.641	0.645	0.2813	2.687	0.188	0.985	0.89	0.44	5/8-11
CAT50	3.875	2.75	4.238	3.594	2.75	1.031	1.020	0.2813	4.000	0.250	1.485	1.39	0.44	1-8

Taper standard: ANSI B5.50
Material: Allyed case hardened steel
Surface Treatment: Blackening and Bright
Taper tolerance: <AT3
Hardness: HRC 55-60
Carbon depth: 0.8±0.2mm
Surface Roughness: Ra<0.005mm
Balancing: G6.3/15000; G2.5/25000
Cooling AD+B type can be made by request

ER Collet Chuck ------- CAT-1

ER Collet Chuck ------- CAT-2

Power Milling Chuck - CAT-3

OZ Collet Chuck ------- CAT-4

Face Mill Holder ----- CAT-5

End Mill Holder ------ CAT-6

Morse Taper Adapter - CAT-9

Drill Chuck Adapter - CAT-10

Alignment Tool for ATC Arm - CAT-11

CAT

CAT

REZRUS

ER Collet Chuck with UM Nut DIN6499

ANSI B5.50

Runout: standard and 100mm 0.003 mm
160mm 0.005mm
Cooling: AD; AD/B can be made by request.
Balancing: G6.3/15000 RPM;
Balancing G2.5 can be made by request.
Usage: for clamping tools with straight shank in collets DIN 6499.

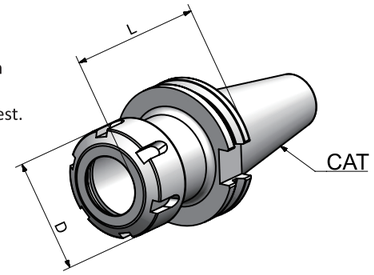

Size	D	L	Capacity
CAT40-ER16UM-2.5"	32	2.5"	1-10
CAT40-ER20UM-2.5"	35	2.5"	1-13
CAT40-ER25-2.5"	42	2.5"	2-16
CAT40-ER32-3"	50	3"	2-20
CAT40-ER40-3"	63	3"	3-26
CAT40-ER16UM-4"	32	4"	1-10
CAT40-ER20UM-4"	35	4"	1-13
CAT40-ER25-4"	42	4"	2-16
CAT40-ER32-4"	50	5"	2-20
CAT40-ER40-4"	63	5"	3-26
CAT40-ER16UM-6"	32	6''	1-10
CAT40-ER20UM-6"	35	6''	1-13
CAT40-ER25-6"	42	6''	2-16
CAT50-ER20UM-2.5"	35	2.5"	1-13
CAT50-ER25-2.5"	42	2.5"	2-16
CAT50-ER16UM-4"	32	4"	1-10
CAT50-ER20-4"	35	4"	1-13
CAT50-ER25-4"	42	4"	2-16
CAT50-ER32-4"	50	4"	2-20
CAT50-ER40-4"	63	4"	3-26
CAT50-ER16UM-6"	32	6''	1-10
CAT50-ER20UM-6"	35	6''	1-13
CAT50-ER25-6"	42	6''	2-16
CAT50-ER32-6"	50	6''	2-20
CAT50-ER40-6"	63	6''	3-26

CAT

REZRUS

ER Collet Chuck with Hex Nut DIN6499

ANSI B5.50

Runout: standard and 100mm 0.003 mm
160mm 0.005mm
Cooling: AD; AD/B can be made by request.
Balancing: G6.3/15000 RPM;
Balancing G2.5 can be made by request.
Usage: for clamping tools with straight shank in collets DIN 6499.

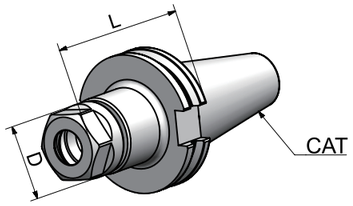

Size	D	L	Capacity
CAT40-ER11A-2.5"	19	2.5"	1-7
CAT40-ER16A-2.5	28	2.5"	1-10
CAT40-ER20A-2.5	34	2.5"	1-13
CAT40-ER11A-4"	19	4"	1-7
CAT40-ER16A-4"	28	4"	1-10
CAT40-ER20A-4"	34	4"	1-13
CAT40-ER11A-6"	19	6''	1-7
CAT40-ER16A-6"	28	6''	1-10
CAT40-ER20A-6"	34	6''	1-13
CAT50-ER16A-4"	28	4"	1-10
CAT50-ER20A-4"	34	4"	1-13
CAT50-ER16A-6"	28	6''	1-10
CAT50-ER20A-6"	34	6''	1-13

CAT

REZRUS

Power Milling Chuck

ANSI B5.50

Runout: 0.01 mm
Cooling: AD
Balancing: Non-Balance;
Balancing G6.3 can be made by request.
Usage: for clamping tools with straight collets.

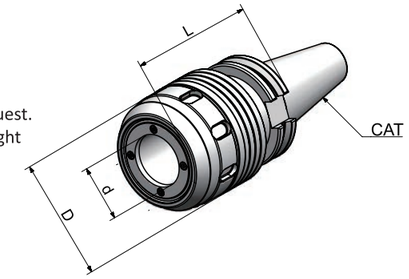

Size	d	D	L	Collet
CAT40-HC3/4"-4"	3/4“	50	4"	C3/4"
CAT40-HC1"-4"	1"	59	4"	C1"
CAT40-HC1-1/4"-4"	1.25"	70	4"	C1-1/4"
CAT50-HC3/4"-4'	3/4"	50	4"	C3/4"
CAT50-HC1"-4"	1"	59	4"	C1"
CAT50-HC1-1/4"-4"	1.25‘	70	4"	C1-1/4"

CAT

REZRUS

OZ Collet Chuck DIN6391

ANSI B5.50

Runout: 0.005 mm
Cooling: AD; AD/B can be made by request.
Balancing: G6.3/15000 RPM.
Usage: for clamping tools with straight shank in collets DIN 6388.

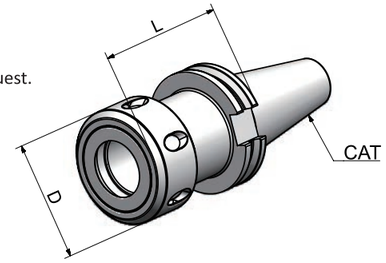

Size	D	L	L1	D	Capacity
CAT40-OZ25-2.25"	1/8"-1"	2.25"	1.18"	2.36"	2 – 25
CAT40-OZ25-4.00"	1/8"-1"	4.00"	1.18"	2.36"	2 – 25
CAT40-OZ32-2.25"	1/4"-1-1/4"	2.25"	1.30"	2.83"	3 – 32
CAT40-OZ32-4.00"	1/4"-1-1/4"	4.00"	1.30"	2.83"	3 – 32
CAT50-OZ25-2.25"	1/8"-1"	2.25"	1.18"	2.36"	2 – 25
CAT50-OZ25-4.00"	1/8"-1"	4.00"	1.18"	2.36"	2 – 25
CAT50-OZ32-2.25"	1/4"-1-1/4"	2.25"	1.30"	2.83"	3 – 32
CAT50-OZ32-4.00"	1/4"-1-1/4"	4.00"	1.30"	2.83"	3 – 32

CAT

REZRUS

Face Mill Holder DIN6357

ANSI B5.50

Runout: 0.005 mm
Cooling: Central Coolant
AD and AD/B can be made by request.
Balancing: G6.3/15000 RPM
Balancing G2.5 can be made by request.
Usage: for holding tools like shell mill cutters.

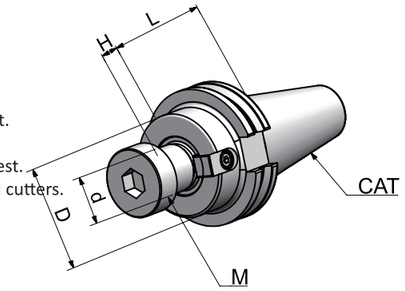

Size	d	D	L	H	M
CAT40-FMA1/2"-1.75"	1/2"	36.576	1.75"	13.97	1/4-28
CAT40-FMA3/4"-1.75"	3/4"	42.926	1.75"	17.45	3/8-24
CAT40-FMA3/4"-4"	3/4"	42.926	4"	17.45	3/8-24
CAT40-FMA1"-2"	1"	55.626	2"	17.45	1/2-20
CAT40-FMA1"-4"	1"	55.626	4"	17.45	1/2-20
CAT40-FMA1-1/4"-2"	1-1/4"	69.85	2"	17.45	5/8-18
CAT40-FMA1-1/4"-4"	1-1/4"	69.85	4"	17.45	5/8-18
CAT40-FMA1-1/2"-2"	1-1/2"	78	2"	23.83	3/4-16
CAT40-FMA1-1/2"-4"	1-1/2"	78	4"	23.83	3/4-16
CAT50-FMA3/4"-1.75"	3/4"	42.926	1.75"	17.45	3/8-24
CAT50-FMA3/4"-4"	3/4"	42.926	4"	17.45	3/8-24
CAT50-FMA3/4"-6"	3/4"	42.926	6"	17.45	3/8-24
CAT50-FMA3/4"-8"	3/4"	42.926	8"	17.45	3/8-24
CAT50-FMA1"-1.75"	1"	55.626	1.75"	17.45	1/2-20
CAT50-FMA1"-4"	1"	55.626	4"	17.45	1/2-20
CAT50-FMA1"-6"	1"	55.626	6"	17.45	1/2-20
CAT50-FMA1"-8"	1"	55.626	8"	17.45	1/2-20
CAT50-FMA1-1/4"-1.75"	1-1/4"	69.85	1.75"	17.45	5/8-18
CAT50-FMA1-1/4"-4"	1-1/4"	69.85	4"	17.45	5/8-18
CAT50-FMA1-1/4"-6"	1-1/4"	69.85	6"	17.45	5/8-18
CAT50-FMA1-1/4"-8"	1-1/4"	69.85	8"	17.45	5/8-18
CAT50-FMA1-1/2"-2"	1-1/2"	78	2"	23.83	3/4-16
CAT50-FMA1-1/2"-4"	1-1/2"	78	4"	23.83	3/4-16
CAT50-FMA1-1/2"-6"	1-1/2"	78	6"	23.83	3/4-16
CAT50-FMA1-1/2"-8"	1-1/2"	78	8"	23.83	3/4-16
CAT50-FMA2"-2"	2"	98	2"	23.83	1-14
CAT50-FMA2"-4"	2"	98	4"	23.83	1-14
CAT50-FMA2"-6"	2"	98	6"	23.83	1-14

CAT

REZRUS

End Mill Holder DIN6359/1835B (Weldon)

ANSI B5.50

Runout: 0.005 mm
Bore Tolerance: H5
Cooling: AD; AD/B can be made by request.
Balancing: G6.3/15000 RPM
Usage: for clamping tools with straight shank and inclined flat DIN1835-B.

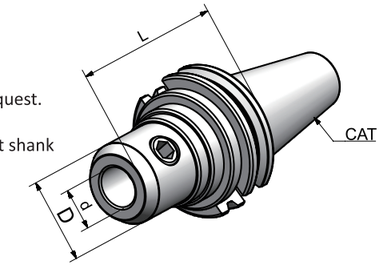

Size	d	D	L
CAT40-SLA1/4"-1.38	1/4"	19.81	1.38"
CAT40-SLA1/4"-4"	1/4"	19.81	4"
CAT40-SLA5/16"-1.38"	5/16"	22.225	1.38"
CAT40-SLA5/16"-4"	5/16"	22.225	4"
CAT40-SLA3/8"-1.38"	3/8"	25.4	1.38"
CAT40-SLA3/8"-4"	3/8"	25.4	4"
CAT40-SLA7/16"-2.5"	7/16"	28.575	2.5"
CAT40-SLA1/2"-1.75"	1/2"	31.75	1.75"
CAT40-SLA1/2"-4"	1/2"	31.75	4"
CAT40-SLA1/2"-6"	1/2"	31.75	6"
CAT40-SLA5/8"-1.75"	5/8"	38.1	1.75"
CAT40-SLA5/8-3"	5/8"	38.1	3"
CAT40-SLA5/8"-5"	5/8"	38.1	5"
CAT40-SLA3/4"-1.75"	3/4"	44.45	1.75"
CAT40-SLA3/4"-3"	3/4"	44.45	3"
CAT40-SLA3/4"-5.5"	3/4"	44.45	5.5"
CAT40-SLA7/8"-3.5"	7/8"	47.625	3.5"
CAT40-SLA1"-2"	1"	50.8	2"
CAT40-SLA1"-4"	1"	50.8	4"
CAT40-SLA1"-6"	1"	50.8	6"
CAT40-SLA1-1/4"-2"	1-1/4"	63.5	2"
CAT40-SLA1-1/4"-4"	1-1/4"	63.5	4"
CAT40-SLA1-1/4"-6"	1-1/4"	63.5	6"
CAT40-SLA1-1/2"-4.5"	1-1/2"	63.5	4.5"

CAT

REZRUS

End Mill Holder DIN6359/1835B (Weldon)

ANSI B5.50

Runout: 0.005 mm
Bore Tolerance: H5
Cooling: AD; AD/B can be made by request.
Balancing: G6.3/15000 RPM
Usage: for clamping tools with straight shank and inclined flat DIN1835-B.

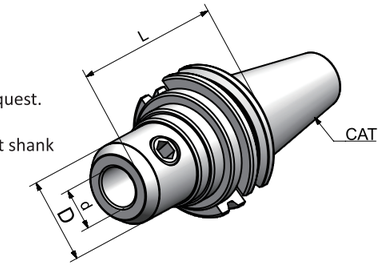

Size	d	D	L
CAT50-SLA1/4"-1.38"	1/4"	19.81	1.38"
CAT50-SLA1/4"-4"	1/4"	19.81	4"
CAT50-SLA1/4"-6"	1/4"	19.81	6"
CAT50-SLA5/16"-2.5"	5/16"	22.225	2.5"
CAT50-SLA5/16"-4"	5/16"	22.225	4"
CAT50-SLA3/8"-1.38"	3/8"	25.4	1.38"
CAT50-SLA3/8"-4"	3/8"	25.4	4"
CAT50-SLA3/8"-6"	3/8"	25.4	6"
CAT50-SLA7/16"-2.5"	7/16"	28.575	2.5"
CAT50-SLA1/2"-1.75"	1/2"	31.75	1.75"
CAT50-SLA1/2"-4"	1/2"	31.75	4"
CAT50-SLA1/2"-6"	1/2"	31.75	6"
CAT50-SLA5/8"-1.75"	5/8"	38.1	1.75"
CAT50-SLA5/8"-4"	5/8"	38.1	4"
CAT50-SLA5/8"-6"	5/8"	38.1	6"
CAT50-SLA3/4-1.75"	3/4"	44.45	1.75"
CAT50-SLA3/4"-4"	3/4"	44.45	4"
CAT50-SLA3/4"-6"	3/4"	44.45	6"
CAT50-SLA7/8"-3.75"	7/8"	47.625	3.75"

CAT

REZRUS

End Mill Holder DIN6359/1835B (Weldon)

ANSI B5.50

Runout: 0.005 mm
Bore Tolerance: H5
Cooling: AD; AD/B can be made by request.
Balancing: G6.3/15000 RPM
Usage: for clamping tools with straight shank and inclined flat DIN1835-B.

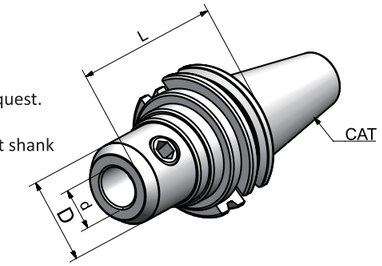

Size	d	D	L
CAT50-SLA1"-2"	1"	50.8	2"
CAT50-SLA1"-4"	1"	50.8	4"
CAT50-SLA1"-6"	1"	50.8	6"
CAT50-SLA1"-8"	1"	50.8	8"
CAT50-SLA1-1/4"-2"	1-1/4"	63.5	2"
CAT50-SLA1-1/4"-4"	1-1/4"	63.5	4"
CAT50-SLA1-1/4"-6"	1-1/4"	63.5	6"
CAT50-SLA1-1/4"-8"	1-1/4"	63.5	8"
CAT50-SLA1-1/2"- 2.25"	1-1/2"	63.5	2.25"
CAT50-SLA1-1/2"-4.5"	1-1/2"	63.5	4.5"
CAT50-SLA1-1/2"-8"	1-1/2"	63.5	8"
CAT50-SLA2"-5.37"	2"	95.25	5.37"

CAT

REZRUS

Morse Taper Adapter with Tang DIN6383

ANSI B5.50

Runout: 0.005 mm
Cooling: AD; AD/B can be made by request.
Balancing: G6.3/15000 RPM
Usage: for holding tools with Morse taper shank and tang according to DIN 228-1 form B.

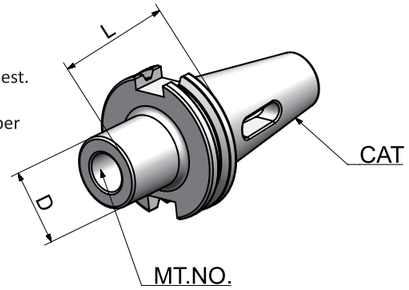

Size	MT. NO.	D	L
CAT40-MTA1-1.75"	1	25.4	1.75"
CAT40-MTA2-2"	2	31.75	2''
CAT40-MTA3-3"	3	41.45	3''
CAT40-MTA4-4"	4	50.8	4''
CAT50-MTA2-2"	2	31.75	2''
CAT50-MTA3-2"	3	41.45	3''
CAT50-MTA4-3"	4	50.8	4''
CAT50-MTA5-4"	5	69.85	5''

CAT

REZRUS

Drill Chuck Adapter DIN238

ANSI B5.50

Runout: 0.005 mm
Cooling: A
Balancing: G6.3/15000 RPM
Usage: for mounting drill chucks.

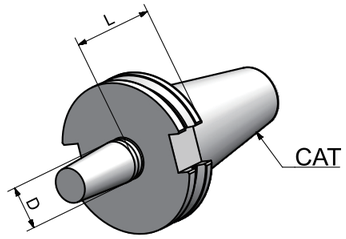

Model	D	L
CAT40-JT2-2"	14.199	2"
CAT40-JT3-2"	20.599	2"
CAT40-JT4-2"	28.55	2"
CAT40-JT6-2"	17.17	2"
CAT40-JT33-2"	15.85	2"
CAT50-JT2-2"	14.199	2"
CAT50-JT3-2"	20.599	2"
CAT50-JT4-2"	28.55	2"
CAT50-JT6-2"	17.17	2"
CAT50-JT33-2"	15.85	2"

CAT

REZRUS

Alignment Tool for ATC Arm

ANSI B5.50

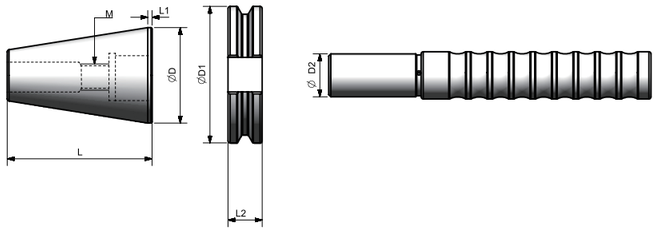

CAT

Size	D	D1	D2	L	L1	L2	L3	M
CAT30-ATC-18D	31.75	46	18	50.8	3.175	20	15.875	M12
CAT40-ATC-20D	44.45	63.5	20	71.43	3.175	25	15.875	M12
CAT50-ATC-28D	69.85	98.43	28	104.78	3.175	35	15.875	M16

Usage:
1) Put the Taper to the machine Spindle
2) Install flange to the ATC arm
3) Insert Pin into the flange
4) Adjust ATC arm and make sure the pin front part into the flange completely.

GOST

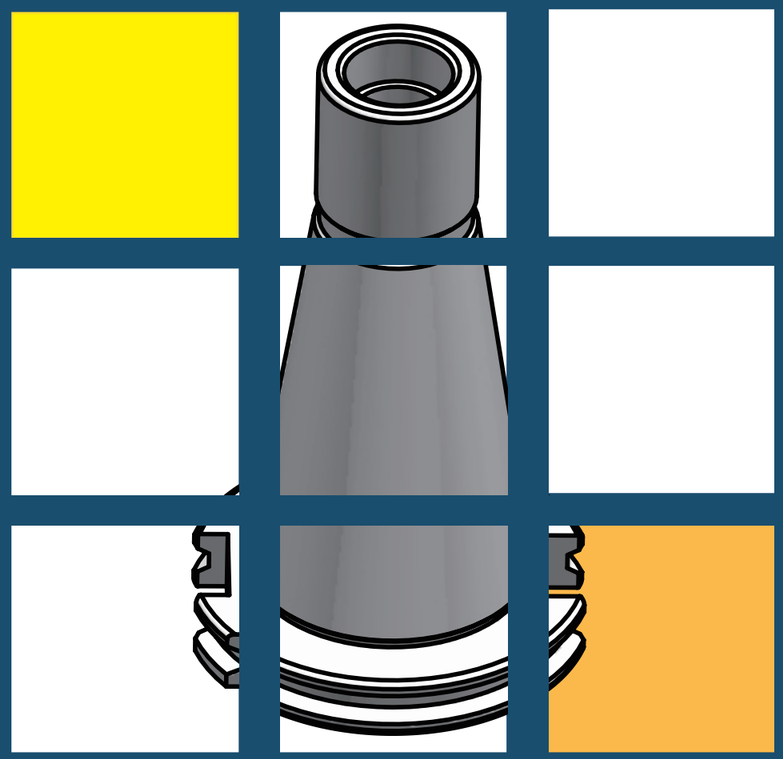

REZRUS

GOST Taper Standard

GOST 25827-93

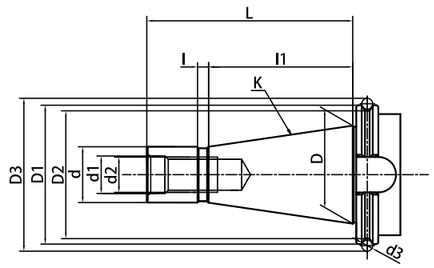

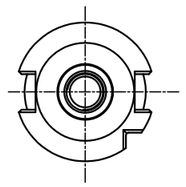

K (ISO)	D h8	D1 ±0.15	D2 -0.5	D3 h8	D4 max	d a10(a11)	d1 H7	d2 6H(7H)	d3 js5	L h11	l	l1
ISO30	31.75	50	46	55.070	44	17.4	13	M12	4	68,4	3	48.4
ISO40	44.45	63	58	69.340	55	25.3	17	M16	5	93,4	5	65.4
ISO50	69.85	100	94	107.610	85	39.6	25	M24	6	126,8	8	101.8

Taper standard: GOST 25827-93
Material: Allyed case hardened steel
Surface Treatment: Blackening
Taper tolerance: <AT3
Hardness: HRC 55-60
Carbon depth: 0.8±0.2mm
Surface Roughness: Ra<0.005mm

ER Collet Chuck ----- GOST-1

Power Milling Chuck - GOST-2

Face Mill Holder --- GOST-3

Combi Shell Mill Holder - GOST-4

End Mill Holder ---- GOST-5

Morse Taper Adapter - GOST-6

Morse Taper Adapter - GOST-7

APU Drill Chuck Holder - GOST-8

Quick Change Tapping Chuck - GOST-9

GOST

GOST

GOST-A

GOST-B

REZRUS

ER Collet Chuck DIN6499

GOST 25827-93

Runout: standard and 100mm 0.003 mm
160mm 0.005mm
Cooling: AD
Usage: for clamping tools with straight shank in collets DIN 6499.

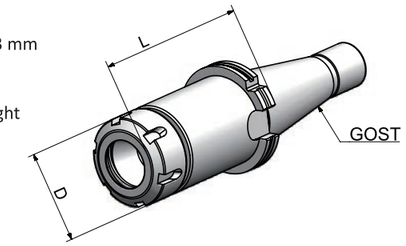

Size	D	L	Capacity
ISO40-ER16-70	28	70	1-10
ISO40-ER25-70	42	70	2-16
ISO40-ER32-70	50	70	2-20
ISO40-ER40-80	63	80	3-26
ISO40-ER16-100	28	100	1-10
ISO40-ER25-100	42	100	2-16
ISO40-ER32-100	50	100	2-20
ISO40-ER40-100	63	100	3-26
ISO40-ER16-160	28	160	1-10
ISO40-ER25-160	42	160	2-16
ISO40-ER32-160	50	160	2-20
ISO40-ER40-160	63	160	3-26
ISO50-ER16-80	28	80	1-10
ISO50-ER25-80	42	80	2-16
ISO50-ER32-70	50	70	2-20
ISO50-ER40-80	63	80	3-26
ISO50-ER16-100	28	100	1-10
ISO50-ER25-100	42	100	2-16
ISO50-ER32-100	50	100	2-20
ISO50-ER40-100	63	100	3-26
ISO50-ER16-160	28	150	1-10
ISO50-ER25-160	42	160	2-16
ISO50-ER32-160	50	160	2-20
ISO50-ER40-160	63	160	3-26

GOST

REZRUS

Power Milling Chuck

GOST 25827-93

Runout: 0.01 mm
Cooling: AD
Usage: for clamping tools with straight collets or clamping same diameter cutting tools directly.

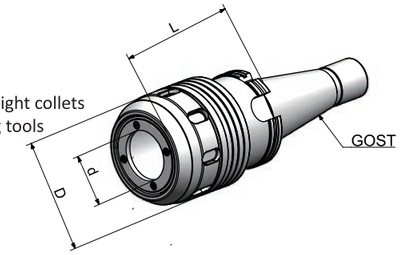

Size	d	D	L	
ISO40-HC20-85	50	20	85	3-16; 20
ISO40-HC25-100	59	25	105	3-20; 25
ISO40-HC32-105	70	32	105	3-25; 32
ISO50-HC20-105	50	20	105	3-16; 20
ISO50-HC25-105	59	25	105	3-20; 25
ISO50-HC32-110	70	32	110	3-25; 32
ISO50-HC42-110	99	42	110	3-32; 42

GOST

REZRUS

Face Mill Holder DIN6357

GOST 25827-93

Runout: 0.005 mm
Cooling: Central Coolant
Usage: for holding tools like shell mill cutters.

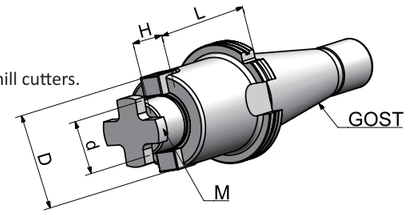

Size	d	D	L	H	M
ISO40-FMB16-45	16	38	45	17	M8
ISO40-FMB22-45	22	48	45	19	M10
ISO40-FMB27-40	27	58	40	21	M12
ISO40-FMB32-55	32	78	55	24	M16
ISO40-FMB40-55	40	88	55	27	M20
ISO50-FMB16-40	16	38	40	17	M8
ISO50-FMB22-45	22	48	45	19	M10
ISO50-FMB27-45	27	58	45	21	M12
ISO50-FMB32-50	32	78	50	24	M16
ISO50-FMB40-55	40	88	55	27	M20

GOST

REZRUS

Combi Shell Mill Holder DIN6358

GOST 25827-93

Runout: 0.005 mm
Cooling: Central Coolant
Usage: for holding tools like shell mill cutters and angular milling cutters.

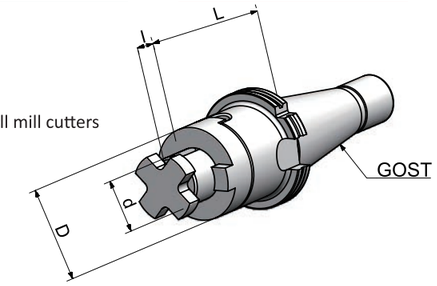

Size	d	D	L	L
ISO40-SEMC16-55	16	32	17	55
ISO40-SEMC22-55	22	40	19	55
ISO40-SEMC27-55	27	48	21	55
ISO40-SEMC32-60	32	58	24	60
ISO40-SEMC40-60	40	70	27	60
ISO50-SEMC16-55	16	32	17	55
ISO50-SEMC22-55	22	40	19	55
ISO50-SEMC27-55	27	48	21	55
ISO50-SEMC32-55	32	58	24	55
ISO50-SEMC40-55	40	70	27	55

GOST

REZRUS

End Mill Holder DIN6359/1835B (Weldon)

GOST 25827-93

Runout: 0.005 mm
Bore Tolerance: H5
Cooling: AD
Usage: for clamping tools with straight shank and inclined flat DIN1835-B.

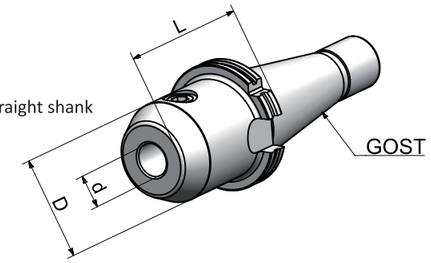

Size	d	D	L
ISO40-SLA6-50	6	25	50
ISO40-SLA8-50	8	28	50
ISO40-SLA10-50	10	35	50
ISO40-SLA12-50	12	42	50
ISO40-SLA14-50	14	44	50
ISO40-SLA16-63	16	48	63
ISO40-SLA18-63	18	50	63
ISO40-SLA20-63	20	52	63
ISO40-SLA25-100	25	65	100
ISO40-SLA32-100	32	72	100
ISO40-SLA40-120	40	80	120
ISO50-SLA6-63	6	25	63
ISO50-SLA8-63	8	28	63
ISO50-SLA10-63	10	35	63
ISO50-SLA12-63	12	42	63
ISO50-SLA14-63	14	44	63
ISO50-SLA16-63	16	48	63
ISO50-SLA18-63	18	50	63
ISO50-SLA20-63	20	52	63
ISO50-SLA25-80	25	65	80
ISO50-SLA32-100	32	72	100
ISO50-SLA40-100	40	80	100

GOST

REZRUS

Morse Taper Adapter with Tang DIN6383

GOST 25827-93

Runout: 0.005 mm
Cooling: AD
Usage: for holding tools with Morse taper shank and tang according to DIN 228-1 form B.

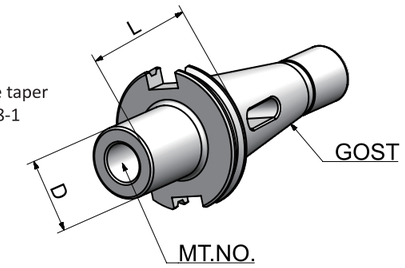

Size	MT. NO.	D	L
ISO40-MTA1-50	1	25	50
ISO40-MTA2-50	2	32	50
ISO40-MTA3-70	3	40	70
ISO40-MTA4-95	4	48	95
ISO50-MTA1-45	1	25	45
ISO50-MTA2-60	2	32	60
ISO50-MTA3-65	3	40	65
ISO50-MTA4-95	4	48	95
ISO50-MTA5-105	5	63	105

GOST

REZRUS

Morse Taper Adapter with Drawbar DIN6364

GOST 25827-93

Runout: 0.005 mm
Cooling: A
Usage: for clamping tools with Morse taper shank and thread according to DIN 228-1 form A.

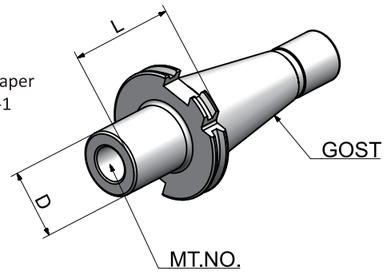

Size	MT. NO.	D	L
ISO40-MTB1-50	1	28	50
ISO40-MTB2-50	2	32	50
ISO40-MTB3-70	3	40	70
ISO40-MTB4-95	4	50	95
ISO50-MTB1-45	1	28	45
ISO50-MTB2-60	2	32	60
ISO50-MTB3-65	3	40	65
ISO50-MTB4-95	4	48	95
ISO50-MTB5-105	5	63	105

GOST

REZRUS

APU Drill Chuck Holder

GOST 25827-93

Runout: 0.08 mm
Cooling: A; Central cooling is unavailable.
Usage: for clamping tools with straight shank.

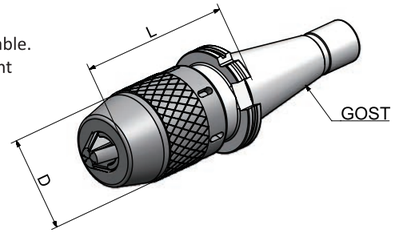

Size	D	L	l	Capacity
ISO40-APU8-75	38	75	85	1-8
ISO40-APU13-100	48	100	110	1-13
ISO40-APU16-110	53	110	120	3-16
ISO50-APU8-75	38	75	85	1-8
ISO50-APU13-100	48	100	110	1-13
ISO50-APU16-105	53	105	115	3-16

GOST

REZRUS

Quick Change Tapping Chuck with Length Compensation

GOST 25827-93

Usage: for tapping preferably. Axial length compensation on tension and pressure.

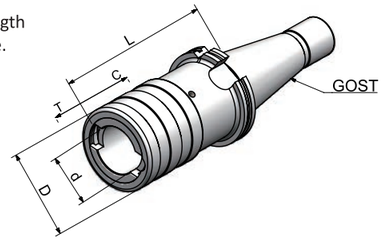

Size	Collet Size	D	d	L	T	C
ISO40-TC312-59	1	36	19	59	7.5	7.5
ISO40-TC820-97	2	53	31	97	12.5	12.5
ISO40-TC1433-156	3	78	48	156	22	22
ISO50-TC312-63	1	38	19	63	7.5	7.5
ISO50-TC820-97	2	54	31	97	12.5	12.5
ISO50-TC1433-140	3	78	48	140	22	22

GOST

HSK

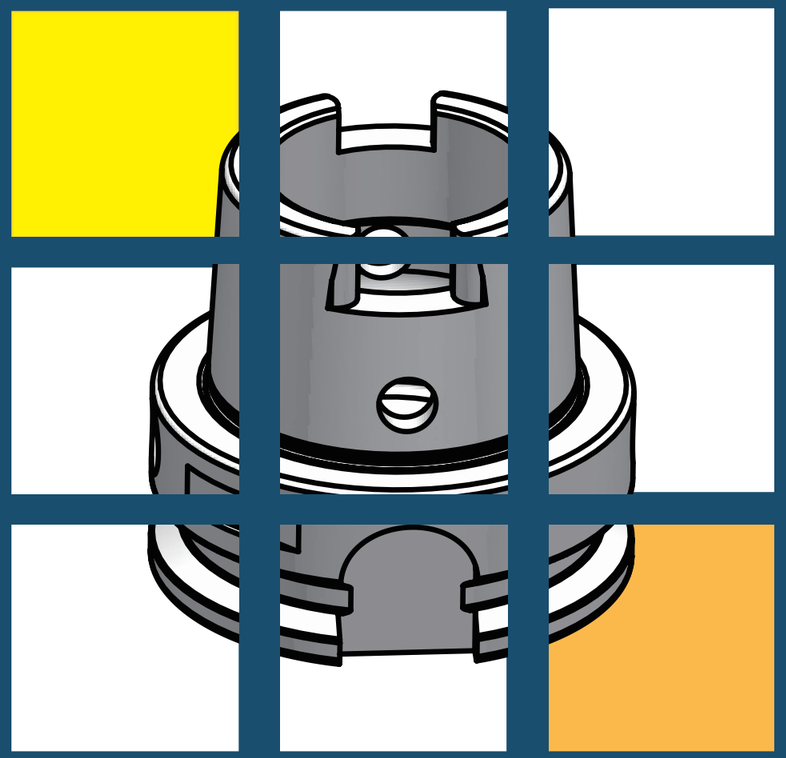

REZRUS

HSK Taper Standard

DIN 69893

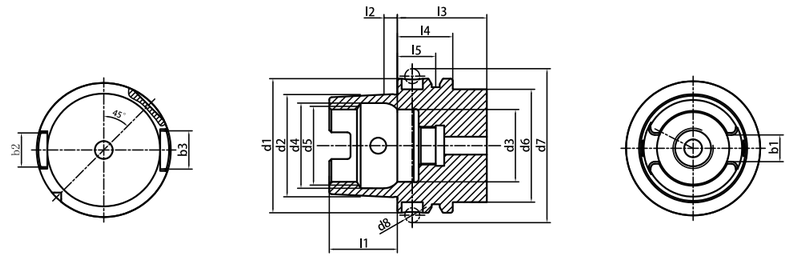

Size	d1	d2	d3	d4	d5	d6	d7	d8	l1	l2	l3	l4	l5	b1	b2	b3
HSK25A	25	19.006	14	16.4	15	22	28.5	3	13	2.5	20	10	4.5	6.05	6	7
HSK32A	32	24.007	17	20.5	19	26	37	4	16	3.2	35	20	16	7.05	7	9
HSK40A	40	30.007	21	25.5	23	34	45	4	20	4	35	20	16	8.05	9	11
HSK50A	50	38.009	26	32	29	42	59.3	7	25	5	42	26	18	10.54	12	14
HSK63A	63	48.010	34	40	37	53	72.3	7	32	6.3	42	26	18	12.54	16	18
HSK100A	100	75.013	53	63	58	88	109.8	7	50	10	45	29	20	20.02	20	22

Taper standard: DIN 69893
Material: Allyed case hardened steel
Surface Treatment: Blackening and Bright
Taper tolerance: <AT3
Hardness: HRC 55-60
Carbon depth: 0.8±0.2mm
Surface Roughness: Ra<0.005mm
Balancing: G6.3/15000; G2.5/25000

HSK

ER Collet Chuck ------- HSK-1

Power Milling Chuck -- HSK-4

OZ Collet Chuck ----- HSK-5

Face Mill Holder ------ HSK-6

Combi Shell Mill Holder - HSK-8

End Mill Holder ---- HSK-10

Morse Taper Adapter - HSK-14

Morse Taper Adapter - HSK-15

APU Drill Chuck Holder - HSK-16

Quick Change Tapping Chuck - HSK-17

Shrink Fit Chuck ----- HSK-18

Screw-in Milling Cutter Holder - HSK-21


Alignment Tool for ATC Arm - HSK-23

ER Collet Chuck ---- HSK-E-1

Face Mill Holder ---- HSK-E-2

End Mill Holder ---- HSK-E-3

Shrink Fit Chuck --- HSK-E-5

ER Collet Chuck ---- HSK-F-1

OZ Collet Chuck --- HSK-F-2

Face Mill Holder ---- HSK-F-3

End Mill Holder ---- HSK-F-4

Shrink Fit Chuck --- HSK-F-5

HSK

REZRUS

ER Collet Chuck DIN6499

DIN 69893

Runout: standard and 100mm 0.003 mm
160mm 0.005mm
Balancing: G2.5/25000 RPM
Usage: for clamping tools with straight shank in collets DIN 6499.

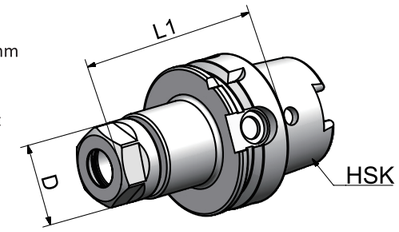

Size	D	L1	Capacity
HSK32A-ER16-80	28	80	1-10
HSK32A-ER25-80	42	80	2-16
HSK32A-ER32-50	50	50	3-20
HSK40A-ER16-80	28	80	1-10
HSK40A-ER25-80	42	80	2-16
HSK40A-ER32-80	50	80	3-20
HSK50A-ER16-80	28	80	1-10
HSK50A-ER20-80	34	80	1-13
HSK50A-ER25-80	42	80	2-16
HSK50A-ER32-100	50	100	3-20
HSK63A-ER16-75	28	75	1-10
HSK63A-ER20-75	34	75	1-13
HSK63A-ER25-75	42	75	2-16
HSK63A-ER32-75	50	75	3-20
HSK63A-ER40-90	63	90	4-26
HSK63A-ER16-100	28	100	1-10
HSK63A-ER20-100	34	100	1-13
HSK63A-ER25-100	42	100	2-16
HSK63A-ER32-100	50	100	3-20
HSK63A-ER40-120	63	120	4-26
HSK63A-ER16-160	28	160	1-10
HSK63A-ER25-160	42	160	2-16
HSK32A-ER32-160	50	160	3-20
HSK63A-ER40-160	63	160	4-26

HSK

REZRUS

ER Collet Chuck DIN6499

DIN 69893

Runout: standard and 100mm 0.003 mm
160mm 0.005mm
Balancing: G2.5/25000 RPM
Usage: for clamping tools with straight shank in collets DIN 6499.

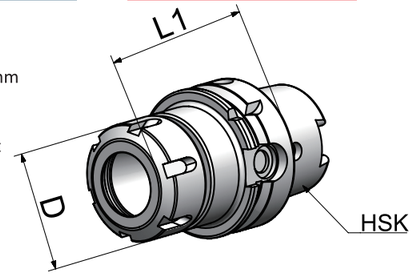

Size	D	L1	Capacity
HSK80A-ER16-100	28	100	1-10
HSK80A-ER25-100	42	100	2-16
HSK80A-ER32-100	50	100	3-20
HSK80A-ER40-120	63	100	4-26
HSK100A-ER16-100	28	100	1-10
HSK100A-ER20-100	34	100	1-13
HSK100A-ER25-100	42	100	2-16
HSK100A-ER32-100	50	100	3-20
HSK100A-ER40-120	63	120	4-26
HSK100A-ER16-160	28	160	1-10
HSK100A-ER20-160	34	160	1-13
HSK100A-ER25-160	42	160	2-16
HSK100A-ER32-160	50	160	3-20
HSK100A-ER40-160	63	160	4-26

HSK

REZRUS

ER Collet Chuck with Mini Nut DIN6499

DIN 69893

Runout: standard and 100mm 0.003 mm
160mm 0.005mm
Balancing: G2.5/25000 RPM
Usage: for clamping tools with straight shank in collets DIN 6499.

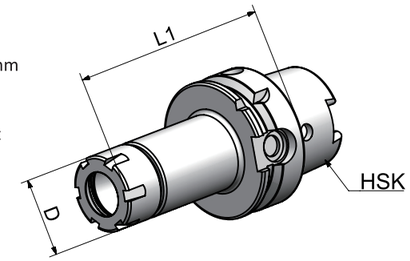

Size	D	L1	Capacity
HSK32A-ER11M-50	16	50	1-7
HSK32A-ER16M-50	22	50	1-10
HSK40A-ER11M-40	16	40	1-7
HSK40A-ER16M-80	22	80	1-10
HSK50A-ER11M-60	16	60	1-7
HSK50A-ER16M-60	22	60	1-10
HSK63A-ER11M-100	16	100	1-7
HSK63A-ER16M-100	22	100	1-10
HSK63A-ER25M-100	35	100	2-16
HSK63A-ER11M-160	16	160	1-7
HSK63A-ER16M-160	22	160	1-10
HSK63A-ER25M-160	35	160	2-16
HSK100A-ER16M-100	22	100	1-10
HSK100A-ER25M-100	35	100	2-16
HSK100A-ER16M-160	22	160	1-10
HSK100A-ER25M-160	35	160	2-16

HSK

REZRUS

Power Milling Chuck

DIN 69893

Runout: 0.01 mm
Balancing: G6.3/15000 RPM
Usage: for clamping tools with straight collets or clamping same diameter cutting tools directly.

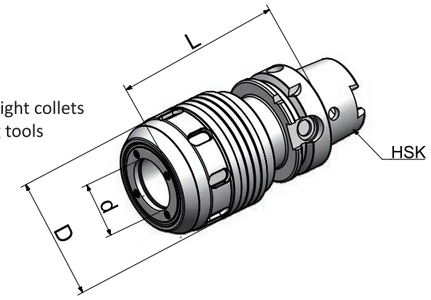

Model	D1	D	L	Capacity
HSK63A-HC20-85	20	50	85	4-20
HSK63A-HC32-110	32	70	110	3-25
HSK100A-HC20-105	20	50	105	4-20
HSK100A-HC32-105	32	70	105	3-25

HSK

REZRUS

OZ Collet Chuck DIN6391

DIN 69893

Runout: 0.005 mm
Balancing: G6.3/15000 RPM.
Usage: for clamping tools with straight shank in collets DIN 6388.

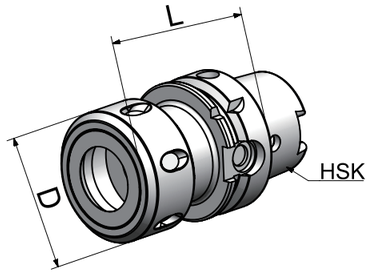

Model	D	L	Capacity
HSK50A-OZ16-90	43	90	2-16
HSK50A-OZ25-110	60	110	2-25
HSK63A-OZ16-100	43	100	2-16
HSK63A-OZ25-100	60	100	2-25
HSK63A-OZ32-120	72	120	3-32
HSK100A-OZ16-110	43	110	2-16
HSK100A-OZ25-120	60	120	2-25
HSK100A-OZ32-130	72	130	3-32

HSK

REZRUS

Face Mill Holder DIN6357

DIN 69893

Runout: 0.005 mm
Balancing: G6.3/15000 RPM
Balancing G2.5 can be made by request.
Usage: for holding tools like shell mill cutters.

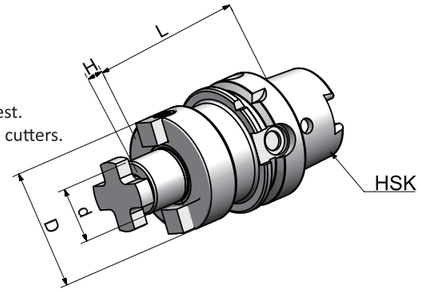

Size	d	D	H	L
HSK32A-FMB16-45	16	38	17	45
HSK32A-FMB22-50	22	48	19	50
HSK40A-FMB22-50	22	48	19	50
HSK40A-FMB27-55	27	58	21	55
HSK40A-FMB32-60	32	78	24	60
HSK50A-FMB16-50	16	38	17	50
HSK50A-FMB22-60	22	48	19	60
HSK50A-FMB27-60	27	58	21	60
HSK50A-FMB32-60	32	78	24	60
HSK63A-FMB16-50	16	38	17	50
HSK63A-FMB22-50	22	48	19	50
HSK63A-FMB27-60	27	58	21	60
HSK63A-FMB32-60	32	78	24	60
HSK63A-FMB40-60	40	88	27	60
HSK63A-FMB16-100	16	38	17	100
HSK63A-FMB22-100	22	48	19	100
HSK63A-FMB27-100	27	58	21	100
HSK63A-FMB32-100	32	78	24	100
HSK63A-FMB40-100	40	88	27	100

HSK

REZRUS

Face Mill Holder DIN6357

DIN 69893

Runout: 0.005 mm
Balancing: G6.3/15000 RPM
Balancing G2.5 can be made by request.
Usage: for holding tools like shell mill cutters.

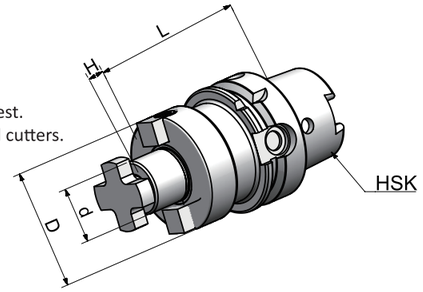

Size	d	D	H	L
HSK80A-FMB22-50	22	48	19	50
HSK80A-FMB27-50	27	58	21	50
HSK80A-FMB32-60	32	78	24	60
HSK80A-FMB40-60	40	88	27	60
HSK100A-FMB22-50	22	48	19	50
HSK100A-FMB27-50	27	58	21	50
HSK100A-FMB32-60	32	78	24	60
HSK100A-FMB40-60	40	88	27	60
HSK100A-FMB60-70	60	138	25	70

HSK

REZRUS

Combi Shell Mill Holder DIN6358

DIN 69893

Runout: 0.005 mm
Balancing: G6.3/15000 RPM
Usage: for holding tools like shell mill cutters and angular milling cutters.

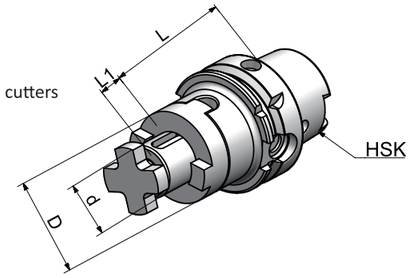

Size	d	D	L	L1
HSK32A-SEMC16-55	16	32	55	17
HSK32A-SEMC22-55	22	40	55	19
HSK32A-SEMC27-65	27	48	65	21
HSK32A-SEMC32-65	32	58	65	24
HSK40A-SEMC16-50	16	32	50	17
HSK40A-SEMC22-50	22	40	50	19
HSK40A-SEMC27-65	27	48	65	21
HSK40A-SEMC32-65	32	58	65	24
HSK50A-SEMC16-50	16	32	50	17
HSK50A-SEMC22-50	22	40	50	19
HSK50A-SEMC27-65	27	48	65	21
HSK50A-SEMC32-65	32	58	65	24
HSK63A-SEMC16-60	16	32	60	17
HSK63A-SEMC22-60	22	40	60	19
HSK63A-SEMC27-60	27	48	60	21
HSK63A-SEMC32-60	32	58	60	24
HSK63A-SEMC40-70	40	70	70	27
HSK63A-SEMC16-100	16	32	100	17
HSK63A-SEMC22-100	22	40	100	19
HSK63A-SEMC27-100	27	48	100	21
HSK63A-SEMC32-100	32	58	100	24

HSK

REZRUS

Combi Shell Mill Holder DIN6358

DIN 69893

Runout: 0.005 mm
Balancing: G6.3/15000 RPM
Usage: for holding tools like shell mill cutters and angular milling cutters.

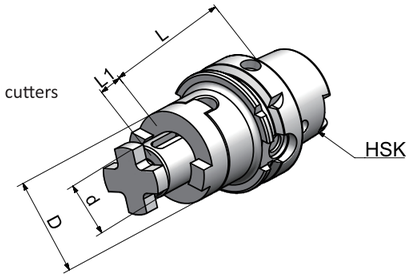

Size	d	D	L	L1
HSK80A-SEMC16-60	16	32	60	17
HSK80A-SEMC22-60	22	40	60	19
HSK80A-SEMC27-60	27	48	60	21
HSK80A-SEMC32-60	32	58	60	24
HSK80A-SEMC40-70	40	70	70	27
HSK100A-SEMC16-60	16	32	60	17
HSK100A-SEMC22-60	22	40	60	19
HSK100A-SEMC27-60	27	48	60	21
HSK100A-SEMC32-60	32	58	60	24
HSK100A-SEMC40-70	40	70	70	27

HSK

REZRUS

End Mill Holder DIN6359/1835B (Weldon)

DIN 69893

Runout: 0.005 mm
Bore Tolerance: H5
Balancing: G6.3/15000 RPM
Balancing G2.5 can be made by request.
Usage: for clamping tools with straight shank and inclined flat DIN1835-B.

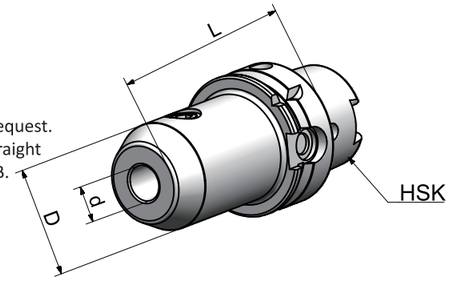

Model	d	D	L
HSK32A-SLA06-60	6	25	60
HSK32A-SLA08-60	8	28	60
HSK32A-SLA10-65	10	35	65
HSL32A-SLA12-70	12	42	70
HSK32A-SLA14-75	14	44	75
HSK32A-SLA16-75	16	48	75
HSK32A-SLA20-90	20	52	90
HSK40A-SLA06-60	6	25	60
HSK40A-SLA08-60	8	28	60
HSK40A-SLA10-60	10	35	60
HSK40A-SLA12-70	12	42	70
HSK40A-SLA14-75	14	44	75
HSK40A-SLA16-75	16	48	75
HSK40A-SLA18-85	18	50	85
HSK40A-SLA20-85	20	52	85
HSK40A-SLA25-95	25	60	95
HSK40A-SLA32-105	32	60	105
HSK50A-SLA06-65	6	25	65
HSK50A-SLA08-65	8	28	65
HSK50A-SLA10-65	10	35	65
HSK50A-SLA12-80	12	42	80
HSK50A-SLA14-80	14	44	80
HSK50A-SLA16-80	16	48	90
HSK50A-SLA18-80	18	50	80
HSK50A-SLA20-80	20	52	80
HSK50A-SLA25-110	25	60	110
HSK50A-SLA32-110	32	60	110

HSK

REZRUS

End Mill Holder DIN6359/1835B (Weldon)

DIN 69893

Runout: 0.005 mm
Bore Tolerance: H5
Balancing: G6.3/15000 RPM
Balancing G2.5 can be made by request.
Usage: for clamping tools with straight shank and inclined flat DIN1835-B.

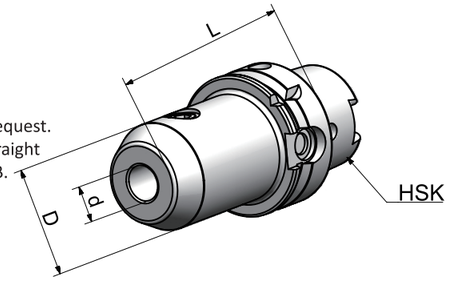

Model	d	D	L
HSK63A-SLA06-65	6	25	65
HSK63A-SLA06-80	6	25	80
HSK63A-SLA08-65	8	28	65
HSK63A-SLA08-80	8	28	80
HSK63A-SLA10-65	10	35	65
HSK63A-SLA10-80	10	35	80
HSK63A-SLA12-80	12	42	80
HSK63A-SLA14-80	14	44	80
HSK63A-SLA14-100	14	44	100
HSK63A-SLA16-80	16	48	80
HSK63A-SLA16-100	16	48	100
HSK63A-SLA18-100	18	50	100
HSK63A-SLA20-80	20	52	80
HSK63A-SLA20-100	20	52	100
HSK63A-SLA25-110	25	65	110
HSK63A-SLA32-110	32	72	110
HSK63A-SLA40-125	40		125
HSK63A-SLA06-160	6	25	160
HSK63A-SLA08-160	8	28	160
HSK63A-SLA10-160	10	35	160
HSK63A-SLA12-160	12	42	160
HSK63A-SLA14-160	14	44	160
HSK63A-SLA16-160	16	48	160
HSK63A-SLA20-160	20	52	160
HSK63A-SLA20-160	20	52	160

HSK

REZRUS

End Mill Holder DIN6359/1835B (Weldon)

DIN 69893

Runout: 0.005 mm
Bore Tolerance: H5
Balancing: G6.3/15000 RPM
Balancing G2.5 can be made by request.
Usage: for clamping tools with straight shank and inclined flat DIN1835-B.

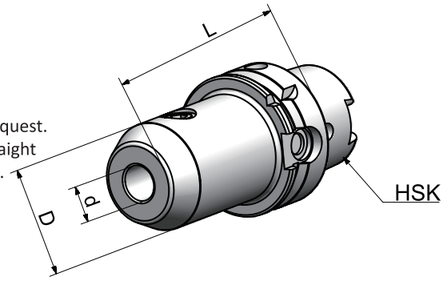

Model	d	D	L
HSK80A-SLA06-80	6	25	80
HSK80A-SLA08-80	8	28	80
HSK80A-SLA10-80	10	35	80
HSK80A-SLA12-80	12	42	80
HSK80A-SLA14-80	14	44	80
HSK80A-SLA16-100	16	48	100
HSK880A-SLA18-100	18	50	100
HSK80A-SLA20-100	20	52	100
HSK80A-SLA25-100	25	60	100
HSK80A-SLA32-110	32	60	110
HSK80A-SLA40-120	40	80	120
HSK100A-SLA08-80	8	28	80
HSK100A-SLA10-80	10	35	80
HSK100A-SLA12-80	12	42	80
HSK100A-SLA14-80	14	44	80
HSK100A-SLA14-80	14	44	80
HSK100A-SLA16-100	16	48	100
HSK100A-SLA20-100	20	52	100
HSK100A-SLA25-100	25	60	100
HSK100A-SLA32-100	32	60	100
HSK100A-SLA40-105	40	80	105

HSK

REZRUS

End Mill Holder with Coolant Channels

DIN 69893

Runout: 0.005 mm
Bore Tolerance: H5
Balancing: G6.3/15000 RPM
Balancing G2.5 can be made by request.
Usage: for clamping tools with straight shank and inclined flat DIN1835-B.

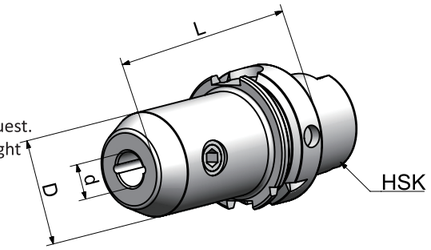

Model	d	D	L
HSK63A-SLA06-65K	6	25	65
HSK63A-SLA08-65K	8	28	65
HSK63A-SLA10-65K	10	35	65
HSK63A-SLA12-80K	12	42	80
HSK63A-SLA14-80K	14	44	80
HSK63A-SLA16-80K	16	48	80
HSK63A-SLA18-80K	18	50	80
HSK63A-SLA20-80K	20	52	80
HSK63A-SLA25-110K	25	65	110
HSK63A-SLA32-110K	32	72	110
HSK63A-SLA40-125K	40	80	125
HSK100A-SLA06-80K	6	25	80
HSK100A-SLA08-80K	8	28	80
HSK100A-SLA10-80K	10	35	80
HSK100A-SLA12-80K	12	42	80
HSK100A-SLA14-80K	14	44	80
HSK100A-SLA16-100K	16	48	100
HSK100A-SLA18-100K	18	50	100
HSK100A-SLA20-100K	20	52	100
HSK100A-SLA25-100K	25	65	100
HSK100A-SLA32-100K	32	72	100
HSK100A-SLA40-105K	40	80	105

HSK

REZRUS

Morse Taper Adapter with Tang DIN6383

DIN 69893

Runout: 0.005 mm
Balancing: G6.3/15000 RPM
Balancing G2.5 can be made by request.
Usage: for holding tools with Morse taper shank and tang according to DIN 228-1 form B.

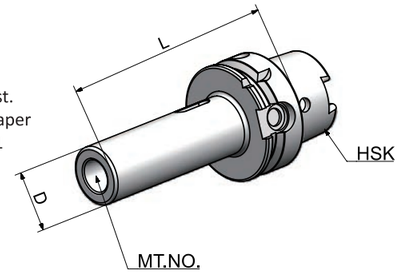

Size	MT. NO.	D	L
HSK50A-MTA1-100	1	25	100
HSK50A-MTA2-120	2	32	120
HSK50A-MTA3-140	3	40	140
HSK63A-MTA1-100	1	25	100
HSK63A-MTA2-120	2	32	120
HSK63A-MTA3-140	3	40	140
HSK63A-MTA4-160	4	48	160
HSK80A-MTA1-100	1	25	100
HSK80A-MTA2-120	2	32	120
HSK80A-MTA3-140	3	40	140
HSK80A-MTA4-160	4	48	160
HSK100A-MTA1-110	1	25	110
HSK100A-MTA2-120	2	32	120
HSK100A-MTA3-150	3	40	150
HSK100A-MTA4-170	4	48	170
HSK100A-MTA5-200	5	63	200

HSK

REZRUS

Morse Taper Adapter with Drawbar DIN6364

DIN 69893

Runout: 0.005 mm
Balancing: G6.3/15000 RPM
Balancing G2.5 can be made by request.
Usage: for clamping tools with Morse taper shank and thread according to DIN 228-1 form A.

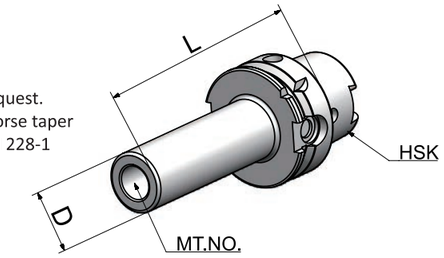

Size	MT. NO.	D	L
HSK50A-MTB1-100	1	25	100
HSK50A-MTB2-120	2	32	120
HSK50A-MTB3-140	3	40	140
HSK63A-MTB1-100	1	25	100
HSK63A-MTB2-120	2	32	120
HSK63A-MTB3-140	3	40	140
HSK63A-MTB4-160	4	48	160
HSK80A-MTB1-110	1	25	110
HSK80A-MTB2-120	2	32	120
HSK80A-MTB3-150	3	40	150
HSK80A-MTB4-170	4	48	170
HSK100A-MTB1-110	1	25	110
HSK100A-MTB2-120	2	32	120
HSK100A-MTB3-150	3	40	150
HSK100A-MTB4-170	4	48	170
HSK100A-MTB5-200	5	63	200

HSK

REZRUS

APU Drill Chuck Holder

DIN 69893

Runout: 0.08 mm
Cooling: Central cooling is unavailable.
Balancing: G6.3/15000 RPM
Usage: for clamping tools with straight shank.

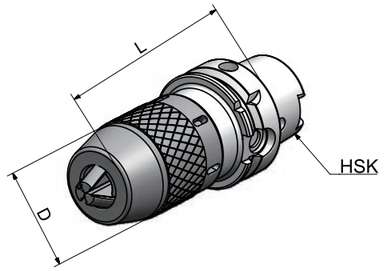

Size	D	L		Capacity
HSK50A-APU08-90	38	90	95	1-8
HSK50A-APU08-120	38	120	130	1-8
HSK50A-APU13-116	48	116	126	1-13
HSK50A-APU16-116	53	116	126	3-16
HSK63A-APU08-85	38	85	95	1-8
HSK63A-APU08-120	38	120	130	1-8
HSK63A-APU13-150	48	150	160	1-13
HSK63A-APU13-104	48	104	114	1-13
HAK63A-APU16-106	53	106	116	3-16
HSK63A-APU16-155	53	155	165	3-16
HSK80A-APU13-109	48	109	119	1-13
HSK80A-APU16-114	53	114	124	3-16
HSK100A-APU13-155	48	155	165	1-13
HSK100A-APU16-160	53	160	170	3-16
HSK100A-APU13-107	48	107	117	1-13
HAK100A-APU16-112	53	112	122	3-16

HSK

REZRUS

Quick Change Tapping Chuck with Length Compensation

DIN 69893

Usage: for tapping preferably. Axial length compensation on tension and pressure.

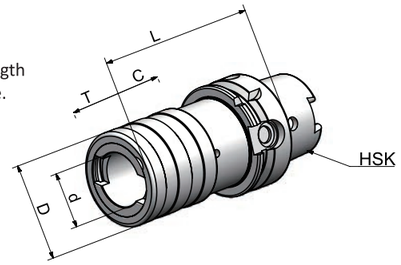

Size	Collet Size	d	D	L	T	C
HSK32A-TC312-80	1	19	36	80	7.5	7.5
HSK40A-TC312-80	1	19	36	80	7.5	7.5
HSK40A-TC820-103	2	31	53	103	12.5	12.5
HSK50-TC312-72	1	19	36	72	7.5	7.5
HSK50-TC820-110	2	31	53	110	12.5	12.5
HSK63-TC312-102	1	19	36	102	7.5	7.5
HSK63-TC820-140	2	31	53	140	12.5	12.5
HSK63A-TC1433-141	3	48	78	141	22	22
HSK80A-TC312-72	1	19	36	72	7.5	7.5
HSK80A-TC820-95	2	31	53	95	12.5	12.5
HSK80A-TC1433-141	3	48	78	141	22	22
HSK100-TC312-112	1	19	36	112	7.5	7.5
HSK100-TC820-148	2	31	53	148	12.5	12.5
HSK100A-TC1433-144	3	48	78	144	22	22

HSK

REZRUS

Shrink Fit Chuck

DIN 69893

Runout: 0.003 mm
Blancing: G2.5/25000 RPM
Usage: Working with induction shrink machine for mounting straight shank tools.

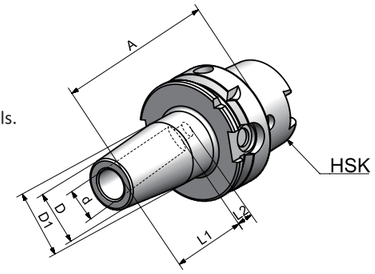

Size	d	A	D	D1	l1	l2
HSK32A-SF3-65	3	65	15	20	20	-
HSK32A-SF4-65	4	65	15	20	20	5
HSK32A-SF5-65	5	65	15	20	20	5
HSK32A-SF6-75	6	75	20	27	36	10
HSK32A-SF8-75	8	75	20	27	36	10
HSK32A-SF10-75	10	75	24	29	42	10
HSK32A-SF12-80	12	80	24	29	47	10
HSK40A-SF3-60	3	60	15	20	20	-
HSK40A-SF4-60	4	60	15	20	20	5
HSK40A-SF5-60	5	60	15	20	25	5
HSK40A-SF6-80	6	80	20	27	36	10
HSK40A-SF8-80	8	80	20	27	36	10
HSK40A-SF10-80	10	80	24	32	42	10
HSK40A-SF12-90	12	90	24	32	47	10
HSK40A-SF14-90	14	90	27	34	47	10
HSK40A-SF16-90	16	90	27	34	50	10

HSK

REZRUS

Shrink Fit Chuck

DIN 69893

Runout: 0.003 mm
Blancing: G2.5/25000 RPM
Usage: Working with induction shrink machine for mounting straight shank tools.

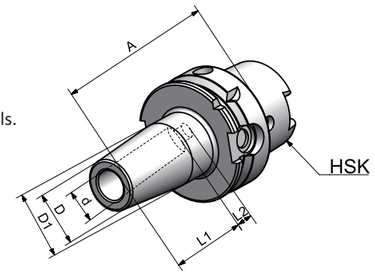

Size	d	A	D	D1	l1	l2
HSK50A-SF3-80	3	80	15	20	20	-
HSK50A-SF4-80	4	80	15	20	20	5
HSK50A-SF5-80	5	80	15	20	25	5
HSK50A-SF6-80	6	80	20	27	36	10
HSK50A-SF8-80	8	80	20	27	36	10
HSK50A-SF10-85	10	85	24	32	42	10
HSK50A-SF12-90	12	90	24	32	47	10
HSK50A-SF14-90	14	90	27	34	47	10
HSK50A-SF16-95	16	95	27	34	50	10
HSK50A-SF18-95	18	95	33	42	50	10
HSK50A-SF20-100	20	100	33	42	52	10
HSK63A-SF3-90	3	90	15	20	20	-
HSK63A-SF4-90	4	90	15	20	20	5
HSK63A-SF5-90	5	90	15	25	25	5
HSK63A-SF6-80	6	80	20	27	36	10
HSK63A-SF8-80	8	80	20	27	36	10
HSK63A-SF10-85	10	85	24	32	42	10
HSK63A-SF12-90	12	90	24	32	47	10
HSK63A-SF14-90	14	90	27	34	47	10
HSK63A-SF16-95	16	95	27	34	50	10
HSK63A-SF18-95	18	95	33	42	50	10
HSK63A-SF20-100	20	100	33	42	52	10
HSK63A-SF25-115	25	115	44	53	58	10
HSK63A-SF32-120	32	120	44	53	62	10

HSK

REZRUS

Shrink Fit Chuck

DIN 69893

Runout: 0.003 mm
Blancing: G2.5/25000 RPM
Usage: Working with induction shrink machine for mounting straight shank tools.

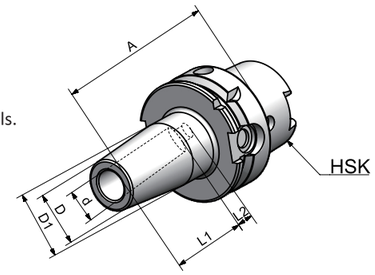

Size	d	A	D	D1	l1	l2
HSK80A-SF6-85	6	85	20	27	36	10
HSK80A-SF8-85	8	85	20	27	36	10
HSK80A-SF10-90	10	90	24	32	42	10
HSK80A-SF12-95	12	95	24	32	47	10
HSK80A-SF14-95	14	95	27	34	47	10
HSK80A-SF16-100	16	100	27	34	50	10
HSK80A-SF18-100	18	100	33	42	50	10
HSK80A-SF20-105	20	105	33	42	52	10
HSK80A-SF25-115	25	115	44	53	58	10
HSK80A-SF32-120	32	120	44	53	62	10
HSK100A-SF6-85	6	85	20	27	36	10
HSK100A-SF8-85	8	85	20	27	36	10
HSK100A-SF10-90	10	90	24	32	42	10
HSK100A-SF12-95	12	95	24	32	47	10
HSK100A-SF14-95	14	95	27	34	47	10
HSK100A-SF16-100	16	100	27	34	50	10
HSK100A-SF18-100	18	100	33	42	50	10
HSK100A-SF20-105	20	105	33	42	52	10
HSK100A-SF25-115	25	115	44	53	58	10
HSK100A-SF32-120	32	120	44	53	62	10

HSK

REZRUS

Screw-in Milling Cutter Holder

DIN 69893

Runout: 0.005 mm
Balancing: G6.3/15000 RPM;
Balancing G2.5 can be made by request.
Usage: for mounting screw-in cutters with thread.

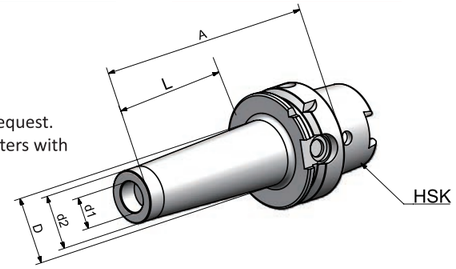

Size	M	d1	d2	A	L	D
HAK63A-SOM08-51 L=25	8	8.5	13	51	25	15
HSK63A-SOM08-76 L=50	8	8.5	13	76	50	23
HSK63A-SOM08-101 L=75	8	8.5	13	101	75	23
HSK63A-SOM10-51 L=25	10	10.5	18	51	25	20
HSK63A-SOM10-76 L=50	10	10.5	18	76	50	23
HSK63A-SOM10-126 L=100	10	10.5	18	126	100	32
HSK63A-SOM10-176 L=150	10	10.5	18	176	150	36.5
HSK63A-SOM12-51 L=25	12	12.5	21	51	25	24
HSK63A-SOM12-76 L=50	12	12.5	21	76	50	34
HSK63A-SOM12-101 L=75	12	12.5	21	101	75	31
HSK63A-SOM12-126 L=100	12	12.5	21	126	100	33
HSK63A-SOM12-176 L=150	12	12.5	21	176	150	40
HSK63A-SOM16-51 L=25	16	17	29	51	25	29
HSK63A-SOM16-76 L=50	16	17	29	76	50	34
HSK63A-SOM16-101 L=75	16	17	29	101	75	34
HSK63A-SOM16-126 L=100	16	17	29	126	100	36
HSK63A-SOM16-176 L=150	16	17	29	176	150	42.5
HSK100A-SOM08-79 L=50	8	8.5	13	79	50	23
HSK100A-SOM10-79 L=50	10	10.5	18	79	50	23
HSK100A-SOM10-129 L=100	10	10.5	18	129	100	32
HSK100A-SOM10-179 L=150	10	10.5	18	179	150	36.5
HSK100A-SOM12-79 L=50	12	12.5	21	79	50	24
HSK100A-SOM12-129 L=100	12	12.5	21	129	100	33
HSK100A-SOM12-179 L=150	12	12.5	21	179	150	40
HSK100A-SOM16-79 L=50	16	17	29	79	50	34
HSK100A-SOM16-129 L=100	16	17	29	129	100	36
HSK100A-SOM16-179 L=150	16	17	29	179	150	42.5

HSK

REZRUS

Screw-in Milling Cutter Holder

DIN 69893

Runout: 0.005 mm
Balancing: G6.3/15000 RPM;
Balancing G2.5 can be made by request.
Usage: for mounting screw-in cutters with thread.

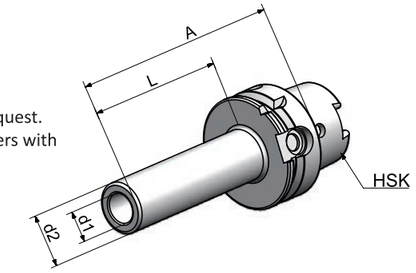

Size	M	d1	d2	A	L
HSK63A-M10-126 L=100	10	10.5	18	126	100
HSK63A-M10-176 L=150	10	10.5	18	176	150
HSK63A-M12-101 L=75	12	12.5	21	101	75
HSK63A-M12-126 L=100	12	12.5	21	126	100
HSK63A-M12-176 L=150	12	12.5	21	176	150
HSK63A-M16-101 L=75	16	17	29	101	75
HSK63A-M16-126 L=100	16	17	29	126	100
HSK63A-M16-176 L=150	16	17	29	176	150
HSK100A-M10-129 L=100	10	10.5	18	129	100
HSK100A-M10-179 L=150	10	10.5	18	179	150
HSK100A-M12-126 L=100	12	12.5	21	126	100
HSK100A-M12-179 L=150	12	12.5	21	179	150
HSK100A-M16-129 L=100	16	17	29	129	100
HSK100A-M16-179 L=150	16	17	29	179	150

HSK

REZRUS

Alignment Tool for ATC Arm

DIN 69893

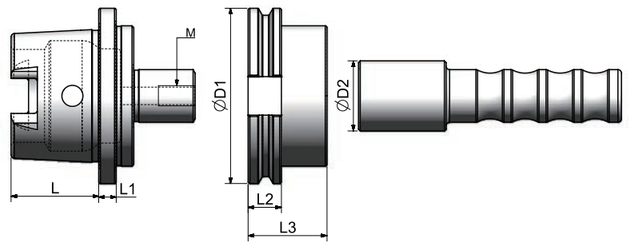

Size	D	D1	D2	L	L1	L2	L3	M
HSK50A-ATC-25D	-	50	25	25	8	22	18	M6
HSK63A-ATC-30D	-	63	30	32	8	30	18	M8
HSK80A-ATC-35D	-	80	35	40	8	36	18	M10
HSK100A-ATC-40D	-	100	40	50	10	45	19	M10

Usage:
1) Put the Taper to the machine Spindle
2) Install flange to the ATC arm
3) Insert Pin into the flange
4) Adjust ATC arm and make sure the pin front part into the flange completely.

HSK-E

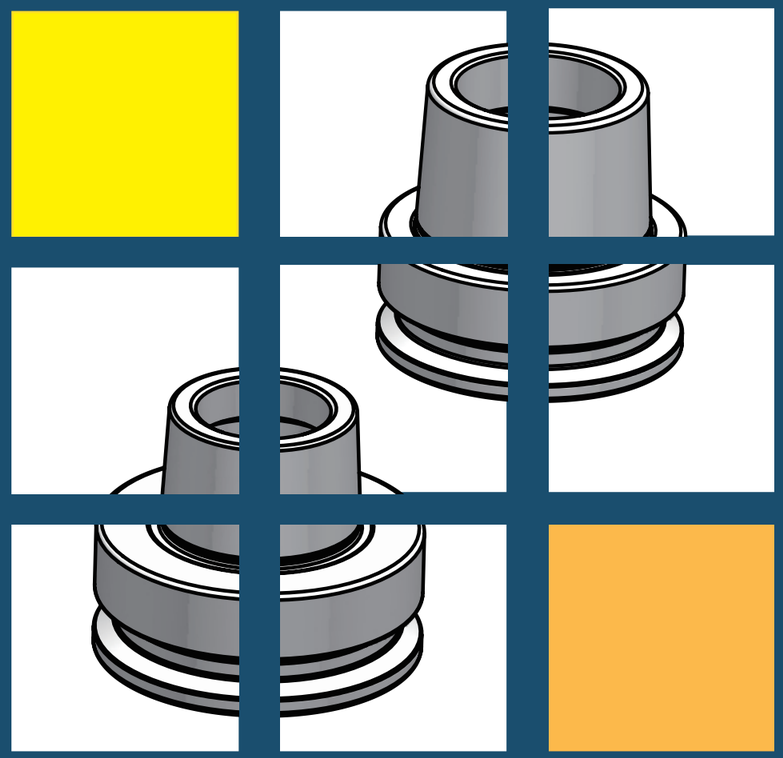

HSK-F

REZRUS

ER Collet Chuck DIN6499

DIN 69893

Runout: 0.003 mm
Balancing: G2.5/25000 RPM
Usage: for clamping tools with straight shank in collets DIN 6499.

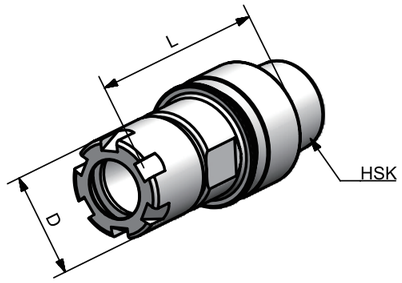

Size	D	L	Capacity
HSK25E-ER16M-52	22	52	1-10
HSK25E-ER16A-65	28	65	1-10
HSK25E-ER25-70	42	70	1-16
HSK32E-ER11M-60	16	60	1-7
HSK32E-ER16M-60	22	60	1-10
HSK32E-ER20M-60	28	60	1-13
HSK32E-ER16A-60	28	60	1-10
HSK32E-ER20A-60	34	60	1-13
HSK32E-ER25-85	42	85	1-16
HSK32E-ER32-95	50	95	2-20
HSK40E-ER16A-60	28	60	1-10
HSK40E-ER20A-60	34	60	1-13
HSK40E-ER25-75	42	75	1-16
HSK40E-ER32-100	50	100	2-20
HSK50E-ER16A-80	28	80	1-10
HSK50E-ER25-80	42	80	1-16
HSK50E-ER32-85	50	85	2-20
HSK50E-ER40-100	63	100	3-26
HSK63E-ER16A-75	28	75	1-10
HSK63E-ER25-80	42	80	1-16
HSK63E-ER32-90	50	90	2-20
HSK63E-ER40-120	63	120	3-26

HSK

REZRUS

Face Mill Holder DIN6357

DIN 69893

Runout: 0.005 mm
Balancing: G2.5/25000 RPM
Usage: for holding tools like shell mill cutters.

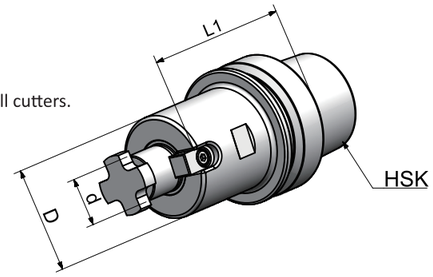

Size	d	D	L
HSK32E-FMB16-50	16	38	50
HSK40E-FMB16-50	16	38	50
HSK40E-FMB22-50	22	48	50
HSK40E-FMB27-55	27	58	55
HSK50E-FMB16-50	16	38	50
HSK50E-FMB22-60	22	48	60
HSK50E-FMB27-60	27	58	60
HSK50E-FMB32-60	32	78	60
HSK63E-FMB16-50	16	38	50
HSK63E-FMB22-60	22	48	60
HSK63E-FMB27-60	27	58	60
HSK63E-FMB32-60	32	78	60
HSK63E-FMB40-60	40	88	60

HSK

REZRUS

End Mill Holder DIN6359/1835B (Weldon)

DIN 69893

Runout: 0.005 mm
Bore Tolerance: H5
Balancing: G2.5/25000 RPM
Usage: for clamping tools with straight shank and inclined flat DIN1835-B.

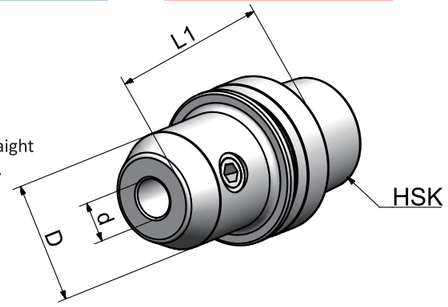

Size	d	D	L1
HSK32E-SLA06-60	6	25	60
HSK32E-SLA08-60	8	28	60
HSK32E-SLA10-65	10	35	65
HSK40E-SLA06-60	6	25	60
HSK40E-SLA08-60	8	28	60
HSK40E-SLA10-60	10	35	60
HSK40E-SLA12-70	12	42	70
HSK40E-SLA14-75	14	44	75
HSK40E-SLA16-75	16	48	75
HSK40E-SLA20-75	20	52	75
HSK50E-SLA06-65	6	25	65
HSK50E-SLA08-65	8	28	65
HSK50E-SLA10-65	10	35	65
HSK50E-SLA12-80	12	42	80
HSK50E-SLA14-80	14	44	80
HSK50E-SLA16-80	16	48	80
HSK50E-SLA18-80	18	50	80
HSK50E-SLA20-80	20	52	80
HSK50E-SLA20-100	20	52	100
HSK50E-SLA25-102	25	65	102

HSK

REZRUS

End Mill Holder DIN6359/1835B (Weldon)

DIN 69893

Runout: 0.005 mm
Bore Tolerance: H5
Balancing: G2.5/25000 RPM
Usage: for clamping tools with straight shank and inclined flat DIN1835-B.

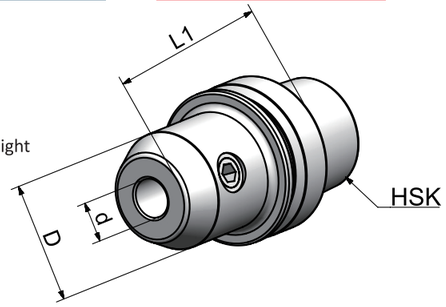

Size	d	D	L1
HSK63E-SLA06-65	6	25	65
HSK63E-SLA08-65	8	28	65
HSK63E-SLA10-65	10	35	65
HSK63E-SLA12-80	12	42	80
HSK63E-SLA14-80	14	44	80
HSK63E-SLA16-80	16	48	80
HSK63E-SLA18-80	18	50	80
HSK63E-SLA20-80	20	52	80
HSK63E-SLA25-110	25	65	110
HSK63E-SLA32-110	32	72	110
HSK63E-SLA40-120	40	80	120

HSK

REZRUS

Shrink Fit Chuck

DIN 69893



Runout: 0.003 mm
Blancing: G2.5/25000 RPM
Usage: Working with induction shrink machine for mounting straight shank tools.

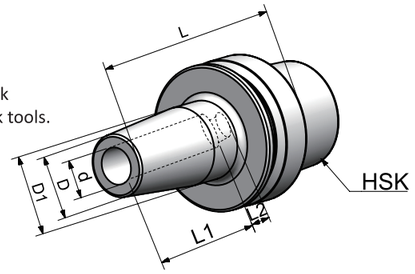

Size	d	D	D1	L	l1	l2
HSK25E-SF06-50	6	15	19	50	36	10
HSK32E-SF03-60	3	15	20	60	20	-
HSK32E-SF04-60	4	15	20	60	20	5
HSK32E-SF05-60	5	15	20	60	25	5
HSK32E-SF06-70	6	20	26	70	36	10
HSK32E-SF08-70	8	20	26	70	36	10
HSK32E-SF10-70	10	24	29	70	42	10
HSK32E-SF12-70	12	24	29	70	47	10
HSK40E-SF03-80	3	15	20	80	20	-
HSK40E-SF04-80	4	15	20	80	20	5
HSK40E-SF05-80	5	15	20	80	25	5
HSK40E-SF06-80	6	20	27	80	36	10
HSK40E-SF08-80	8	20	27	80	36	10
HSK40E-SF10-80	10	24	32	80	42	10
HSK40E-SF12-90	12	24	32	90	47	10
HSK40E-SF16-90	16	27	34	90	50	10

HSK

REZRUS

Shrink Fit Chuck

DIN 69893



Runout: 0.003 mm
Blancing: G2.5/25000 RPM
Usage: Working with induction shrink machine for mounting straight shank tools.

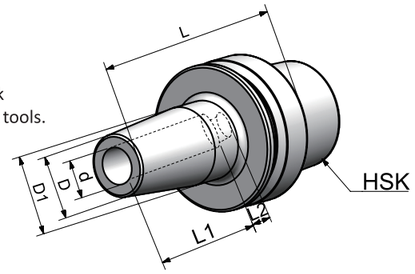

Size	d	D	D1	L	l1	l2
HSK50E-SF03-80	3	15	20	80	20	-
HSK50E-SF04-80	4	15	20	80	20	5
HSK50E-SF05-80	5	15	20	80	20	5
HSK50E-SF06-80	6	20	27	80	36	10
HSK50E-SF08-80	8	20	27	80	36	10
HSK50E-SF10-85	10	24	32	85	42	10
HSK50E-SF12-90	12	24	32	90	47	10
HSK50E-SF14-90	14	27	34	90	47	10
HSK50E-SF16-95	16	27	34	95	50	10
HSK50E-SF18-95	18	33	42	95	50	10
HSK50E-SF20-100	20	33	42	100	52	10
HSK63E-SF06-90	6	20	27	90	36	10
HSK63E-SF08-90	8	20	27	90	36	10
HSK63E-SF10-90	10	24	32	90	41	10
HSK63E-SF12-90	12	24	32	90	47	10
HSK63E-SF14-90	14	27	34	90	47	10
HSK63E-SF16-95	16	27	34	95	50	10
HSK63E-SF18-95	18	33	42	95	50	10
HSK63E-SF20-100	20	33	42	100	52	10

HSK

REZRUS

ER Collet Chuck DIN6499

DIN 69893

Runout: 0.003 mm
Balancing: G2.5/25000 RPM
Usage: for clamping tools with straight shank in collets DIN 6499.

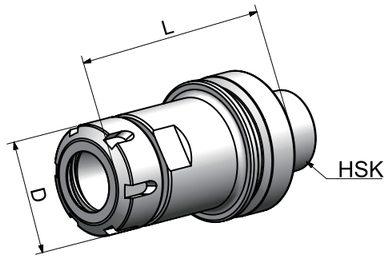

Model	D	L1	Capacity
HSK40F-ER16A-60	28	60	1-10
HSK40F-ER25-60	42	60	2-16
HSK50F-ER25-70	42	70	2-16
HSK50F-ER32-80	50	80	2-20
HSK50F-ER40-80	63	80	3-26
HSK63F-ER16A-60	28	60	1-10
HSK63F-ER25-70	42	70	2-16
HSK63F-ER32-75	50	75	2-20
HSK63F-ER40-80	63	80	3-26
HSK63F-ER16A-100	28	100	1-10
HSK63F-ER25-100	42	100	2-16
HSK63F-ER32-100	50	100	2-20
HSK63F-ER40-100	63	100	3-26

HSK

REZRUS

OZ Collet Chuck DIN6391

DIN 69893

Runout: 0.005 mm
Balancing: G2.5/25000 RPM.
Usage: for clamping tools with straight shank in collets DIN 6388.

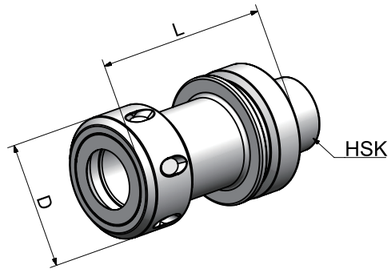

Size	D	L	Capacity
HSK63F-OZ25-90	60	90	3-25

HSK

REZRUS

Face Mill Holder DIN6357

DIN 69893

Runout: 0.005 mm
Balancing: G2.5/25000 RPM
Usage: for holding tools like shell mill cutters.

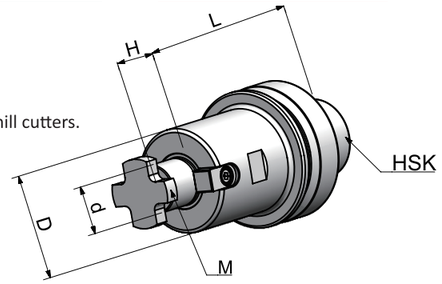

Model	d	D	L	H	M
HSK63F-FMB16-50	16	38	50	17	M8
HSK63F-FMB22-50	22	48	50	19	M10
HSK63F-FMB27-60	27	58	60	21	M12
HSK63F-FMB32-60	32	78	60	24	M16

HSK

REZRUS

End Mill Holder DIN6359/1835B (Weldon)

DIN 69893

Runout: 0.005 mm
Bore Tolerance: H5
Balancing: G2.5/25000 RPM
Usage: for clamping tools with straight shank and inclined flat DIN1835-B.

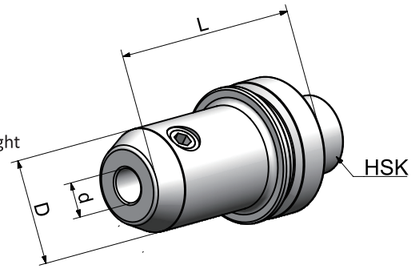

Model	d	D	L
HSK63F-SLA06-65	6	25	65
HSK63F-SLA08-65	8	28	65
HSK63F-SLA10-65	10	35	65
HSK63F-SLA12-80	12	42	80
HSK63F-SLA14-80	14	44	80
HSK63F-SLA16-80	16	48	80
HSK63F-SLA18-80	18	50	80
HSK63F-SLA20-80	20	52	80
HSK63F-SLA25-110	25	65	110
HSK63F-SLA32-110	32	72	110

HSK

REZRUS

Shrink Fit Chuck

DIN 69893



Runout: 0.003 mm
Blancing: G2.5/25000 RPM
Usage: Working with induction shrink machine for mounting straight shank tools.

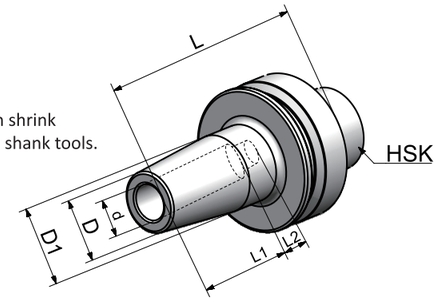

Size	d	D	D1	L	l1	l2
HSK63F-SF03-90	3	15	20	90	20	-
HSK63F-SF04-90	4	15	20	90	20	5
HSK63F-SF05-90	5	15	20	90	25	5
HSK63F-SF06-90	6	20	27	90	36	10
HSK63F-SF08-90	8	20	27	90	36	10
HSK63F-SF10-90	10	24	32	85	42	10
HSK63F-SF12-90	12	24	32	90	47	10
HSK63F-SF14-95	14	27	34	95	47	10
HSK63F-SF16-95	16	27	34	95	50	10
HSK63F-SF18-95	18	33	42	95	50	10
HSK63F-SF20-100	20	33	42	100	52	10
HSK63F-SF25-115	25	36	42	115	58	10

HSK

VDI

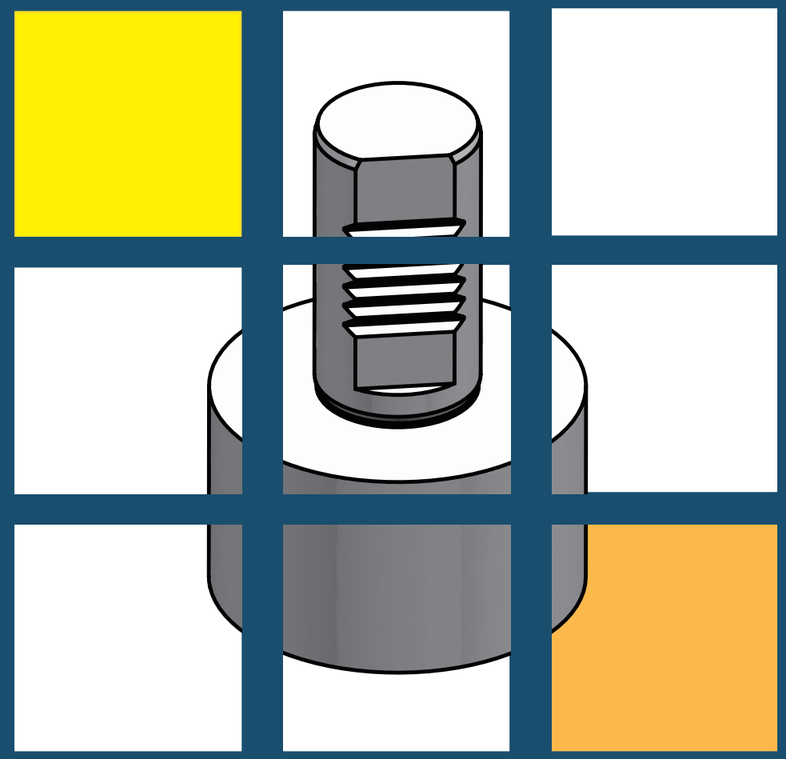

REZRUS

VDI Taper Standard

DIN 69880

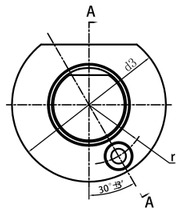

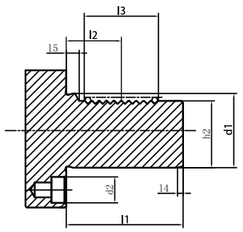

d1 h6	h1 max	d2	d3	h2 ±0.1	r ±0.02	l1 max	l2 ±0.05	l3 min	l4 max	l5
16	12	8	40	15.0	14.5	32	12.7	16	2	3.5
20	16	10	50	18.0	18.0	40	21.7	24	2	7.0
25	16	10	58	23.5	21.0	48	21.7	24	2	7.0
30	20	14	68	27.0	25.0	55	29.7	40	2	7.0
40	25	14	83	36.0	32.0	63	29.7	40	3	7.0
50	32	16	98	45.0	37.0	78	35.7	48	3	8.0
60	32	16	123	55	48	94	43.7	56	4	10
80	40	20	158	72	65	124	49.7	80	4	10

VDI

Radial Holder Form B1 -- VDI-1

Radial Holder Form B2 -- VDI-2

Radial Holder Form B3 -- VDI-3

Radial Holder Form B4 -- VDI-4

Radial Holder Form B5 -- VDI-5

Radial Holder Form B6 -- VDI-6

Radial Holder Form B7 -- VDI-7

Radial Holder Form B8 -- VDI-8


Axial Holder Form C1 -- VDI-9

Axial Holder Form C2 -- VDI-10


Axial Holder Form C3 -- VDI-11

Axial Holder Form C4 -- VDI-12

Rectangular Holder Form D1 - VDI-13

Rectangular Holder Form D2 - VDI-14

Boring Holder Form E1 -- VDI-15

oring Holder Form E2 -- VDI-16

Collet Chuck Form E3 - VDI-17

Collet Chuck Form E4 - VDI-18

VDI

REZRUS

Radial Holder Form B1 Right, Short

DIN 69880



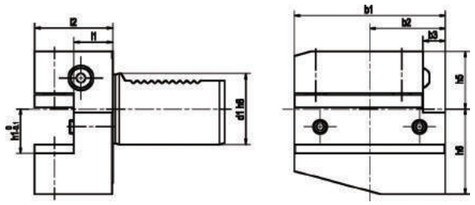

Size	d1	b1	b2	b3	h1	h5	h6	l1	l2
B1-16x12x24	16	42	23	5	12	20	22	13	24
B1-16x12x34	16	42	23	5	12	20	22	23	34
B1-20x16x30	20	55	30	7	12/16	25	30	16	30
B1-20x16x40	20	55	30	7	12/16	25	30	26	40
B1-25x16x30	25	55	30	7	12/16	25	30	16	30
B1-25x16x40	25	55	30	7	12/16	25	30	26	40
B1-30x20x40	30	70	35	10	20/16	28	38	22	40
B1-30x20x60	30	70	35	10	20/16	28	38	42	60
B1-40x25x44	40	85	42.5	12.5	25/20	32.5	48	22	44
B1-50x32x55	50	100	50	16	32/25	35	60	30	55
B1-60x32x60	60	125	62.5	16	32/25	42.5	62.5	30	60
B1-80x40x75	80	160	80	20	40/32	55	80	40	75

VDI

REZRUS

Radial Holder Form B2 Left, Short

DIN 69880

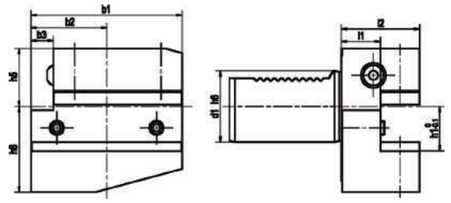

Size	d1	b1	b2	b3	h1	h5	h6	l1	l2
B2-16x12x24	16	42	23	5	12	20	22	13	24
B2-16x12x34	16	42	23	5	12	20	22	23	34
B2-20x16x30	20	55	30	7	16/12	25	30	16	30
B2-20x16x40	20	55	30	7	16/12	25	30	26	40
B2-25x16x30	25	55	30	7	16/12	25	30	16	30
B2-25x16x40	25	55	30	7	16/12	25	30	26	40
B2-30x20x40	30	70	35	10	20/16	28	38	22	40
B2-30x20x60	30	70	35	10	20/16	28	38	42	60
B2-40x25x44	40	85	42.5	12.5	25/20	32.5	48	22	44
B2-50x32x55	50	100	50	16	32/25	35	60	30	55
B2-60x32x60	60	125	62.5	16	32/25	42.5	62.5	30	60
B2-80x40x75	80	160	80	20	40/32	55	80	40	75

VDI

REZRUS

Radial Holder Form B3 Inverted Right, Short

DIN 69880



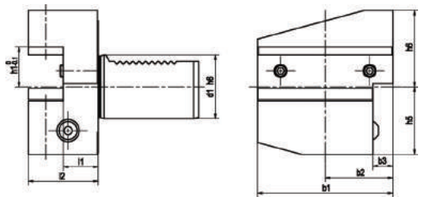

Size	d1	b1	b2	b3	h1	h5	h6	l1	l2
B3-16x12x24	16	42	23	5	12	20	22	13	24
B3-16x12x34	16	42	23	5	12	20	22	23	34
B3-20x16x30	20	55	30	7	16/12	25	30	16	30
B3-20x16x40	20	55	30	7	16/12	25	30	26	40
B3-25x16x30	25	55	30	7	16/12	25	30	16	30
B3-25x16x40	25	55	30	7	16/12	25	30	26	40
B3-30x20x40	30	70	35	10	20/16	35	38	22	40
B3-30x20x60	30	70	35	10	20/16	35	38	42	60
B3-40x25x44	40	85	42.5	12.5	25/20	42.5	48	22	44
B3-50x32x55	50	100	50	16	32/25	50	60	30	55
B3-60x32x60	60	125	62.5	16	32/25	62.5	62.5	30	60
B3-80x40x75	80	160	80	20	40/32	80	80	40	75

VDI

REZRUS

Radial Holder Form B4 Inverted Left, Short

DIN 69880

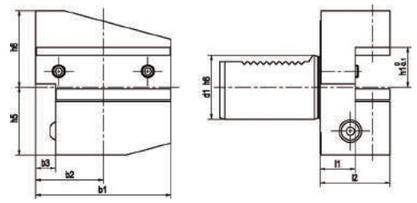

Size	d1	b1	b2	b3	h1	h5	h6	l1	l2
B4-16x12x24	16	42	23	5	12	20	22	13	24
B4-16x12x34	16	42	23	5	12	20	22	23	34
B4-20x16x30	20	55	30	7	16/12	25	30	16	30
B4-20x16x40	20	55	30	7	16/12	25	30	26	40
B4-25x16x30	25	55	30	7	16/12	25	30	16	30
B4-25x16x40	25	55	30	7	16/12	25	30	26	40
B4-30x20x40	30	70	35	10	20/16	35	38	22	40
B4-30x20x60	30	70	35	10	20/16	35	38	42	60
B4-40x25x44	40	85	42.5	12.5	25/20	42.5	48	22	44
B4-50x32x55	50	100	50	16	32/25	50	60	30	55
B4-60x32x60	60	125	62.5	16	32/25	62.5	62.5	30	60
B4-80x40x75	80	160	80	20	40/32	80	80	40	75

VDI

REZRUS

Radial Holder Form B5 Right, Long

DIN 69880



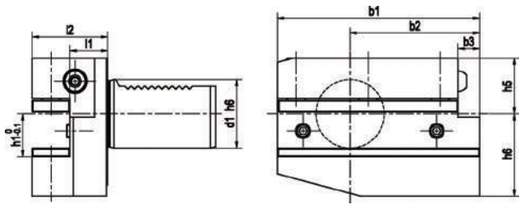

Size	d1	b1	b2	b3	h1	h5	h6	l1	l2
B5-16x12x24	16	58	39	5	12	20	22	13	24
B5-16x12x34	16	58	39	5	12	20	22	23	34
B5-20x16x30	20	75	50	7	16/12	25	30	16	30
B5-20x16x40	20	75	50	7	16/12	25	30	26	40
B5-25x16x30	25	75	50	7	16/12	25	30	16	30
B5-25x16x40	25	75	50	7	16/12	25	30	26	40
B5-30x20x40	30	100	65	10	20/16	28	38	22	40
B5-30x20x60	30	100	65	10	20/16	28	38	42	60
B5-40x25x44	40	118	75.5	12.5	25/20	32.5	48	22	44
B5-50x32x55	50	130	80	16	32/25	35	60	30	55
B5-60x32x60	60	145	82.5	16	32/25	42.5	62.5	30	60
B5-80x40x75	80	190	110	20	40/32	55	80	40	75

VDI

REZRUS

Radial Holder Form B6 Left, Long

DIN 69880

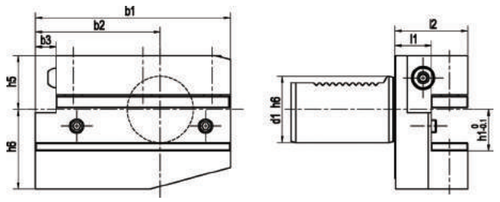

Size	d1	b1	b2	b3	h1	h5	h6	l1	l2
B6-16x12x24	16	58	39	5	12	20	22	13	24
B6-16x12x34	16	58	39	5	12	20	22	23	34
B6-20x16x30	20	75	50	7	16/12	25	30	16	30
B6-20x16x40	20	75	50	7	16/12	25	30	26	40
B6-25x16x30	25	75	50	7	16/12	25	30	16	30
B6-25x16x40	25	75	50	7	16/12	25	30	26	40
B6-30x20x40	30	100	65	10	20/16	28	38	22	40
B6-30x20x60	30	100	65	10	20/16	28	38	42	60
B6-40x25x44	40	118	75.5	12.5	25/20	32.5	48	22	44
B6-50x32x55	50	130	80	16	32/25	35	60	30	55
B6-60x32x60	60	145	82.5	16	32/25	42.5	62.5	30	60
B6-80x40x75	80	190	110	20	40/32	55	80	40	75

VDI

REZRUS

Radial Holder Form B7 Inverted Right, Long

DIN 69880

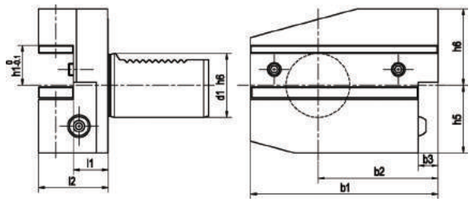

Size	d1	b1	b2	b3	h1	h5	h6	l1	l2
B7-16x12x24	16	58	39	5	12	20	22	13	24
B7-16x12x34	16	58	39	5	12	20	22	23	34
B7-20x16x30	20	75	50	7	16/12	25	30	16	30
B7-20x16x40	20	75	50	7	16/12	25	30	26	40
B7-25x16x30	25	75	50	7	16/12	25	30	16	30
B7-25x16x40	25	75	50	7	16/12	25	30	26	40
B7-30x20x40	30	100	65	10	20/16	35	38	22	40
B7-30x20x60	30	100	65	10	20/16	35	38	42	60
B7-40x25x44	40	118	75.5	12.5	25/20	42.5	48	22	44
B7-50x32x55	50	130	80	16	32/25	50	60	30	55
B7-60x32x60	60	145	82.5	16	32/25	62.5	62.5	30	60
B7-80x40x75	80	190	110	20	40/32	80	80	40	75

VDI

REZRUS

Radial Holder Form B8 Inverted Left, Long

DIN 69880

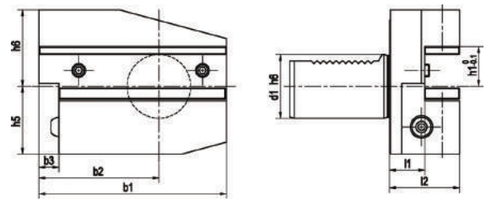

Size	d1	b1	b2	b3	h1	h5	h6	l1	l2
B8-16x12x24	16	58	39	5	12	20	22	13	24
B8-16x12x34	16	58	39	5	12	20	22	23	34
B8-20x16x30	20	75	50	7	16/12	25	30	16	30
B8-20x16x40	20	75	50	7	16/12	25	30	26	40
B8-25x16x30	25	75	50	7	16/12	25	30	16	30
B8-25x16x40	25	75	50	7	16/12	25	30	26	40
B8-30x20x40	30	100	65	10	20/16	35	38	22	40
B8-30x20x60	30	100	65	10	20/16	35	38	42	60
B8-40x25x44	40	118	75.5	12.5	25/20	42.5	48	22	44
B8-50x32x55	50	130	80	16	32/25	50	60	30	55
B8-60x32x60	60	145	82.5	16	32/25	62.5	62.5	30	60
B8-80x40x75	80	190	110	20	40/32	80	80	40	75

VDI

REZRUS

Axial Holder Form C1 Right

DIN 69880



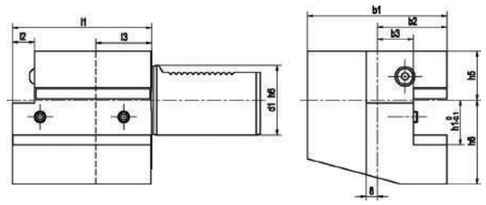

Size	d1	b1	b2	b3	h1	h5	h6	l1	l2	l3
C1-16x12x44	16	43	24	13	12	20	22	44	5	20
C1-20x16x50	20	65	40	26	16/12	25	30	50	-	30
C1-20x16x55	20	52	27	13	16/12	25	30	55	7	30
C1-25x16x55	25	58	33	19	16/12	25	30	55	7	20
C1-30x20x70	30	70	35	17	20/16	28	38	70	10	30
C1-40x25x85	40	85	42.5	21	25/20	32.5	48	85	12.5	30
C1-50x32x100	50	100	50	26	32/25	35	60	100	16	40
C1-60x32x125	60	125	62.5	33	32/25	42.5	62.5	125	16	40
C1-80x40x160	80	160	80	42	40/32	55	80	160	20	40

REZRUS

Axial Holder Form C2 Left

DIN 69880

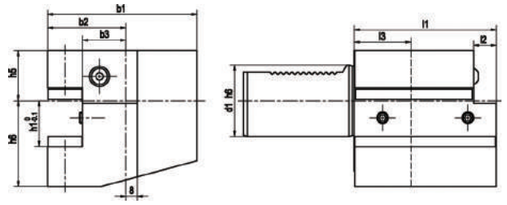

Size	d1	b1	b2	b3	h1	h5	h6	l1	l2	l3
C2-16x12x44	16	43	24	13	12	20	22	44	5	20
C2-20x16x50	20	65	40	26	16/12	25	30	50	-	30
C2-25x16x55	25	58	33	19	16/12	25	30	55	7	20
C2-30x20x70	30	76	41	23	20/16	28	38	70	10	30
C2-40x25x85	40	90	47.5	25.5	25/20	32.5	48	85	12.5	30
C2-50x32x100	50	105	55	30.5	32/25	35	60	100	16	40
C2-60x32x125	60	125	62.5	33	32/25	42.5	62.5	125	16	40
C2-80x40x160	80	160	78	42	40/32	55	80	160	20	40

REZRUS

Axial Holder Form C3 Inverted Right

DIN 69880



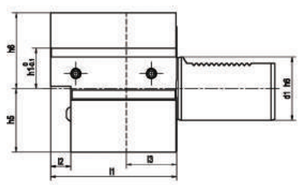

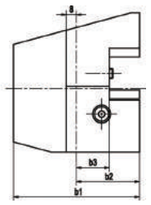

Size	d1	b1	b2	b3	h1	h5	h6	l1	l2	l3
C3-16x12x44	16	43	24	13	12	20	22	44	5	20
C3-20x16x50	20	65	40	26	16/12	25	30	50	-	30
C3-20x16x55	20	52	27	13	16/12	25	30	55	7	30
C3-25x16x55	25	58	33	19	16/12	25	30	55	7	20
C3-30x20x70	30	70	35	17	20/16	35	38	70	10	30
C3-40x25x85	40	85	42.5	21	25/20	42.5	48	85	12.5	30
C3-50x32x100	50	100	50	26	32/25	50	60	100	16	40
C3-60x32x125	60	125	62.5	33	32/25	62.5	62.5	125	16	40
C3-80x40x160	80	160	80	42	40/32	80	80	160	20	40

VDI

REZRUS

Axial Holder Form C4 Inverted Left

DIN 69880

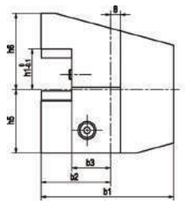

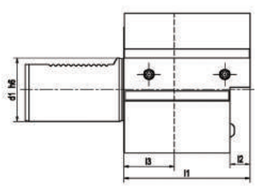

Size	d1	b1	b2	b3	h1	h5	h6	l1	l2	l3
C4-16x12x44	16	43	24	13	12	20	22	44	5	20
C4-20x16x50	20	65	40	26	16/12	25	30	50	-	30
C4-25x16x55	25	58	33	19	16/12	25	30	55	7	20
C4-30x20x70	30	76	41	23	20/16	35	38	70	10	30
C4-40x25x85	40	90	47.5	25.5	25/20	42.5	48	85	12.5	30
C4-50x32x100	50	105	55	30.5	32/25	50	60	100	16	40
C4-60x32x125	60	125	62.5	33	32/25	62.5	62.5	125	16	40
C4-80x40x160	80	160	78	42	40/32	80	80	160	20	40

VDI

REZRUS

Rectangular Holder with Multiple Seats Form D1

DIN 69880

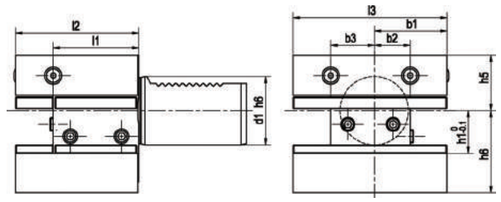

Size	d1	b1	b2	b3	h1	h5	h6	l1	l2	l3
D1-25x16x48	25	33	19	19	16/12	25	30	34	48	66
D1-30x20x60	30	35	17	23	20/16	28	38	42	60	76
D1-40x25x72	40	42.5	21	25.5	25/20	32.5	48	50	72	90
D1-50x32x85	50	50	26	30.5	32/25	35	60	60	85	105
D1-60x32x110	60	57.5	33	33	32/25	42.5	62.5	85	110	115
D1-80x40x140	80	76	42	42	40/32	55	80	105	140	152

VDI

REZRUS

Rectangular Holder with Multiple Seats Form D2 Inverted

DIN 69880

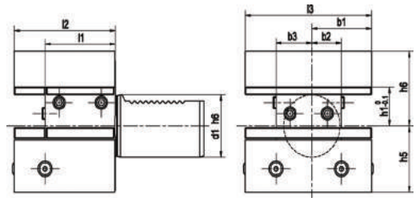

Size	d1	b1	b2	b3	h1	h5	h6	l1	l2	l3
D2-25x16x48	25	33	19	19	16/12	25	30	34	48	66
D2-30x20x60	30	35	17	23	20/16	35	38	42	60	76
D2-40x25x72	40	42.5	21	25.5	25/20	42.5	48	50	72	90
D2-50x32x85	50	50	26	30.5	32/25	50	60	60	85	105
D2-60x32x110	60	57.5	33	33	32/25	62.5	62.5	85	110	115
D2-80x40x140	80	76	42	42	40/32	80	80	105	140	152

VDI

REZRUS

Boring Holder for Indexable Insert Drill Form E1

DIN 69880

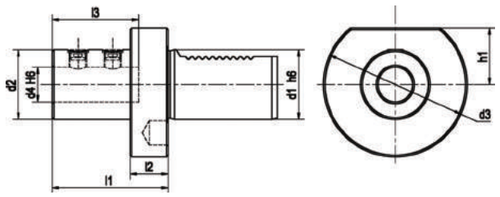

Size	d1	d2	d3	d4	h1	l1	l2	l3
E1-20x16	20	36	50	16	-	66	18	54
E1-20x20	20	40	50	20	-	67	18	54
E1-20x25	20	45	50	25	-	71	18	58
E1-30x16	30	36	68	16	28	66	22	54
E1-30x20	30	40	68	20	28	67	22	54
E1-30x25	30	45	68	25	28	71	22	58
E1-30x32	30	52	68	32	28	75	22	61
E1-30x40	30	65	68	40	28	90	22	72
E1-40x16	40	36	83	16	32.5	66	22	54
E1-40x20	40	40	83	20	32.5	67	22	54
E1-40x25	40	45	83	25	32.5	75	22	59
E1-40x32	40	52	83	32	32.5	75	22	61
E1-40x40	40	65	83	40	32.5	90	22	73
E1-40x50	40	70	83	50	32.5	100	22	83
E1-50x16	50	36	98	16	35	67	30	54
E1-50x20	50	40	98	20	35	67	30	54
E1-50x25	50	45	98	25	35	80	30	59
E1-50x32	50	52	98	32	35	80	30	63
E1-50x40	50	65	98	40	35	90	30	73
E1-50x50	50	75	98	50	35	100	30	83

VDI

REZRUS

Boring Holder Form E2

DIN 69880

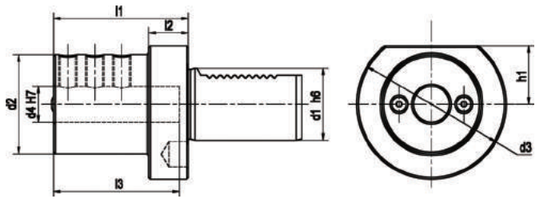

Size	d1	d2	d3	d4	h1	l1	l2	l3	T
E2-30x6	30	55	68	6	28	60	22	43	A
E2-30x8	30	55	68	8	28	60	22	43	A
E2-30x10	30	55	68	10	28	60	22	43	A
E2-30x12	30	55	68	12	28	60	22	43	A
E2-30x16	30	55	68	16	28	60	22	55	A
E2-30x20	30	55	68	20	28	60	22	54	B
E2-30x25	30	55	68	25	28	60	22	54	B
E2-30x30	30	67	68	30	28	75	22	61	B
E2-30x32	30	67	68	32	28	75	22	61	B
E2-40x8	40	55	83	8	32.5	75	22	43	A
E2-40x10	40	55	83	10	32.5	75	22	43	A
E2-40x12	40	55	83	12	32.5	75	22	58	A
E2-40x16	40	55	83	16	32.5	75	22	61	A
E2-40x20	40	55	83	20	32.5	75	22	61	A
E2-40x25	40	55	83	25	32.5	75	22	61	B
E2-40x30	40	82	83	30	32.5	75	22	61	B
E2-40x32	40	82	83	32	32.5	75	22	61	B
E2-40x40	40	82	83	40	32.5	90	22	76	B
E2-50x12	50	68	98	12	35	90	30	71	A
E2-50x16	50	68	98	16	35	90	30	76	A
E2-50x20	50	68	98	20	35	90	30	76	A
E2-50x25	50	68	98	25	35	90	30	76	A
E2-50x30	50	69	98	30	35	90	30	76	B
E2-50x32	50	69	98	32	35	90	30	76	B
E2-50x40	50	98	98	40	35	90	-	76	B
E2-50x50	50	98	98	50	35	100	-	86	B

VDI

REZRUS

OZ Collet Chuck Form E3

DIN 69880

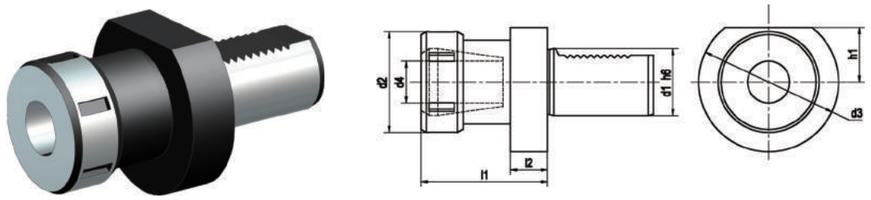

Size	Decription	d1	d2	d3	d4	h1	l1	l2
E3-16x16	VDI16-OZ16-57	16	43	40	2-16	-	65	13
E3-20x16	VDI20-OZ16-57	20	43	50	2-16	-	57	18
E3-20x20	VDI20-OZ20-62	20	52	50	2-20	-	62	18
E3-25x16	VDI25-OZ16-57	25	43	58	2-16	25	57	18
E3-25x20	VDI25-OZ20-62	25	52	58	2-20	25	62	18
E3-30x16	VDI30-OZ16-57	30	43	68	2-16	28	57	22
E3-30x20	VDI30-OZ20-62	30	52	68	2-20	28	62	22
E3-30x25	VDI30-OZ25-75	30	60	68	2-25	28	75	22
E3-30x32	VDI30-OZ32-90	30	72	68	2-32	28	90	22
E3-40x16	VDI40-OZ16-57	40	43	83	2-16	32.5	57	22
E3-40x20	VDI40-OZ20-62	40	52	83	2-20	32.5	62	22
E3-40x25	VDI40-OZ25-75	40	60	83	2-25	32.5	75	22
E3-40x32	VDI40-OZ32-90	40	72	83	4-32	32.5	90	22
E3-50x20	VDI50-OZ20-70	50	52	98	2-20	35	70	30
E3-50x25	VDI50-OZ25-75	50	60	98	2-25	35	75	30
E3-50x32	VDI50-OZ32-90	50	72	98	4-32	35	90	30
E3-60x25	VDI60-OZ25-75	60	60	123	2-25	42.5	75	30
E3-60x32	VDI60-OZ32-90	60	72	123	4-32	42.5	90	30
E3-80x25	VDI80-OZ25-85	80	60	158	2-25	55	85	40
E3-80x32	VDI80-OZ32-95	80	72	158	4-32	55	95	40

VDI

REZRUS

ER Collet Chuck Form E4

DIN 69880

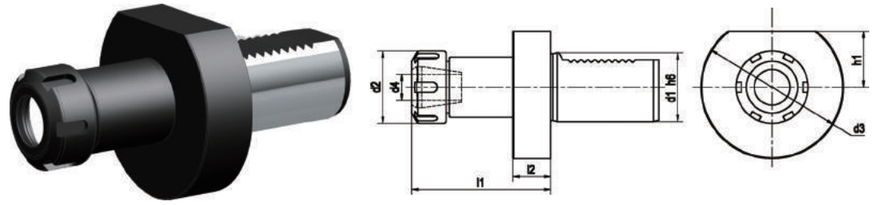

Size	Decription	d1	d2	d3	d4	h1	l1	l2
E4-16x16	VDI16-ER16-44	16	32	40	1-10	18	40	13
E4-16x20	VDI16-ER20-44	16	35	40	1-13	18	44	13
E4-20x16	VDI20-ER16-44	20	32	50	1-10	-	40	18
E4-20x20	VDI20-ER20-59	20	35	50	1-13	-	59	18
E4-20x25	VDI20-ER25-65	20	42	50	2-16	-	54	18
E4-20x32	VDI20-ER32-67	20	50	50	2-20	-	67	18
E4-25x16	VDI25-ER16-44	25	32	58	1-10	25	44	18
E4-25x25	VDI25-ER25-58	25	42	58	2-16	25	57	18
E4-25x32	VDI25-ER32-63	25	50	58	2-20	25	62	18
E4-30x16	VDI30-ER16-48	30	32	68	1-10	28	48	22
E4-30x20	VDI30-ER20-59	30	35	68	1-13	28	59	22
E4-30x25	VDI30-ER25-57	30	42	68	2-16	28	57	22
E4-30x32	VDI30-ER32-78	30	50	68	2-20	28	62	22
E4-30x40	VDI30-ER40-80	30	63	68	3-30	28	70	22
E4-40x20	VDI40-ER20-59	40	35	83	1-13	32.5	59	22
E4-40x25	VDI40-ER25-57	40	42	83	2-16	32.5	70	22
E4-40x32	VDI40-ER32-78	40	50	83	2-20	32.5	84	22
E4-40x40	VDI40-ER40-80	40	63	83	3-30	32.5	75	22
E4-50x25	VDI50-ER25-67	50	42	98	2-16	35	67	30
E4-50x32	VDI50-ER32-92	50	50	98	2-20	35	84	30
E4-50x40	VDI50-ER40-80	50	63	98	3-30	35	90	30
E4-60x32	VDI60-ER32-78	60	50	123	2-20	42.5	78	30
E4-60x40	VDI60-ER40-80	60	63	123	3-30	42.5	75	30
E4-80x40	VDI80-ER40-100	80	63	158	3-30	55	100	40

VDI

REZRUS

VDI

ACCESSORY

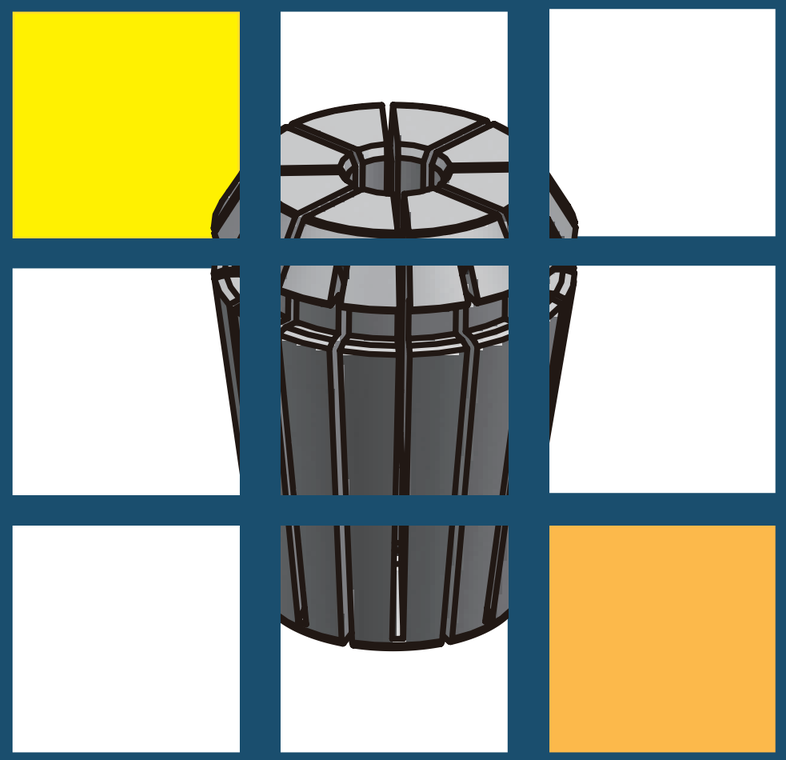

REZRUS

Morse Taper ER Collet Chuck ---- A-1

Morse Taper Face Mill Holder --- A-3

Morse Taper Tapping Chuck --- A-5

Straight Shank Tapping Chuck --- A-9

ER Collet Set ---------- A-11

Straight Shank Collet -- A-13

SKS Collet ---------- A-16

BT Pull Stud ---------- A-21

ISO7388 Pull Stud ------ A-23

OTT Pull Stud ---------- A-25

Mazak Pull Stud ------ A-27

Morse Taper OZ Collet Chuck ---- A-2

Morse Taper Combi Shell Mill Holder - A-4

Straight Shank Collet Chuck - A-6

ER Collet ---------- A-10


ER Sealed Collet -------- A-12

OZ Collet ---------- A-14

Tapping Collet ---------- A-17

SK Pull Stud ---------- A-22

CAT Pull Stud ---------- A-24

ISO Pull Stud ---------- A-26

ER Nut ---------- A-28

ER Sealed Nut -------- A-30

SKS Nut ---------- A-32

Hook Spanner ---------- A-35

Boring Bar Sleeve ----- A-37

J Bushing ---------- A-40

CV Bushing ---------- A-42

Z Bushing ---------- A-44

HSK Coolant Tube ----- A-47

Tool Holder Trolley --- A-49

OZ Nut ---------- A-31

ER Spanner ---------- A-33
扳

Ball Spanner ---------- A-36

B Bushing ---------- A-39

C Bushing ---------- A-41

DD Bushing ---------- A-43

Locking Device --------- A-45

Clamping Kit ---------- A-48

Accesory

REZRUS

Accesory

REZRUS

ER Collet Chuck DIN6499

DIN 228

Runout: 0.005 mm
Usage: for clamping tools with straight shank in collets DIN 6499.

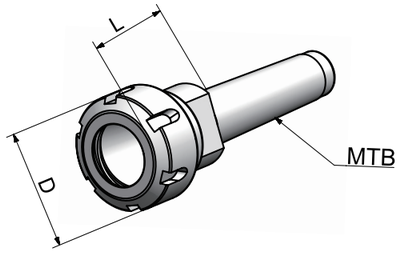

Size	D	L	Capacity
MTB1-ER11A-30	19	30	1-7
MTB1-ER16A-40	28	40	1-10
MTB2-ER16M-50	22	50	1-10
MTB2-ER20M-50	28	50	1-13
MTB2-ER11A-30	19	30	1-7
MTB2-ER16A-50	28	50	1-10
MTB2-ER20A-50	34	50	1-13
MTB2-ER25-47	42	47	2-16
MTB2-ER32-75	50	75	2-20
MTB2-ER40-80	63	80	3-26
MTB3-ER16M-60	22	60	1-10
MTB3-ER20M-50	28	50	1-13
MTB3-ER16A-50	28	50	1-10
MTB3-ER20A-50	36	50	1-13
MTB3-ER25-56	42	56	2-16
MTB3-ER32-60	50	60	2-20
MTB3-ER40-80	63	80	3-26
MTB4-ER25-60	42	60	2-16
MTB4-ER32-60	50	60	2-20
MTB4-ER40-80	63	80	3-26
MTB4-ER50-80	78	80	6-34
MTB5-ER40-80	63	80	3-26
MTB5-ER50-80	78	80	6-34

Accesory

REZRUS

OZ Collet Chuck DIN6391

DIN 228

Runout: 0.005 mm
Usage: for clamping tools with straight shank in collets DIN 6388.

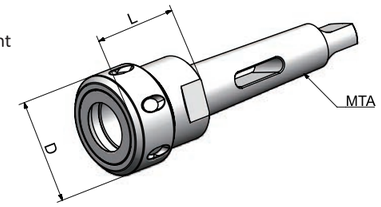

Size	D	L	Capacity
MTA2-OZ25-70	60	70	3-25
MTA3-OZ25-70	60	70	3-25
MTA4-OZ25-70	60	70	3-25

Runout: 0.005 mm
Usage: for clamping tools with straight shank in collets DIN 6388.

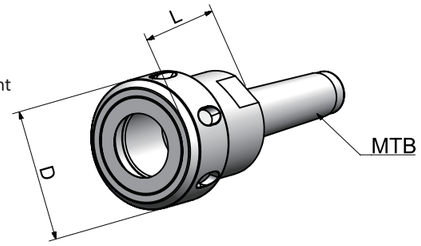

Size	D	L	Capacity
MTB2-OZ25-70	60	70	3-25
MTB3-OZ25-70	60	70	3-25
MTB4-OZ25-70	60	70	3-25
MTB4-OZ32-80	72	80	6-32
MTB5-OZ25-75	60	75	3-25
MTB5-OZ32-80	72	80	6-32

Accesory

REZRUS

Face Mill Holder DIN6357

DIN 228

Runout: 0.005 mm
Usage: for holding tools like shell mill cutters.

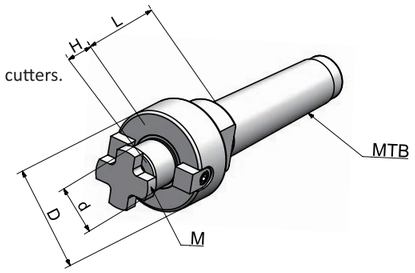

Size	d	D	L	H	M
MTB3-FMB16-48	16	38	48	17	M8
MTB3-FMB22-48	22	48	48	19	M10
MTB3-FMB27-48	27	58	48	21	M12
MTB3-FMB32-48	32	78	48	24	M16
MTB3-FMB40-48	40	88	48	27	M20
MTB4-FMB22-55	55	48	55	19	M10
MTB4-FMB27-55	27	58	55	21	M12
MTB4-FMB32-55	32	78	55	24	M16
MTB4-FMB40-55	40	88	55	27	M20

Accesory

REZRUS

Combi Shell Mill Holder DIN6358

DIN 228

Runout: 0.005 mm
Usage: for holding tools like shell mill cutters and angular milling cutters.

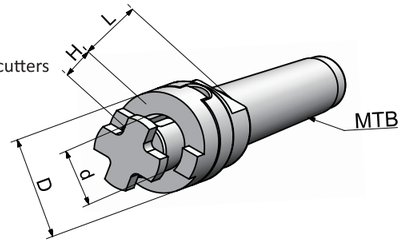

Size	d	D	H	L
MTB3-SEMC16-48	16	32	17	48
MTB3-SEMC22-48	22	40	19	48
MTB3-SEMC27-48	27	48	21	48
MTB3-SEMC32-48	32	58	24	48
MTB4-SEMC16-55	16	32	17	55
MTB4-SEMC22-55	22	40	19	55
MTB4-SEMC27-55	27	48	21	55
MTB4-SEMC32-55	32	58	24	55

Accesory

REZRUS

Quick Change Tapping Chuck with Length Compensation

DIN 228

Usage: for tapping preferably. Axial length compensation on tension and pressure.

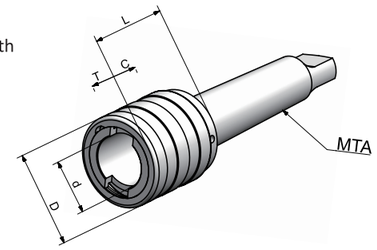

Size	Collet Size	D	d	L	T	C
MTA2-TC312-46	1	36	19	46	7.5	7.5
MTA3-TC312-46	1	36	19	46	7.5	7.5
MTA3-TC820-68	2	53	31	68	12.5	12.5
MTA4-TC820-70	2	35	31	70	12.5	12.5
MTA4-TC1433-108	3	78	48	108	22	22
MTA5-TC1433-103	3	78	48	103	22	22

Accesory

REZRUS

ER Collet Chuck with Mini Nut DIN6499

Runout: 0.005mm
Usage: for clamping tools with straight shank in collets DIN 6499.

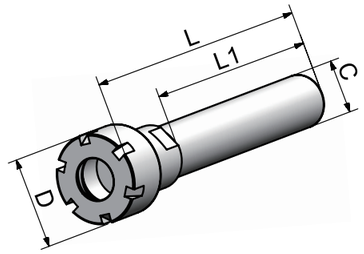

Size	C	D	L1	L
C8-ER8M-100	10	12	100	124.5
C10-ER8M-100	10	12	100	124.5
C10-ER8M-150	10	12	150	174.5
C12-ER11M-100	12	16	100	125
C16-ER11M-100	16	16	100	125
C16-ER11M-150	16	16	150	175
C16-ER16M-100	16	22	100	131
C16-ER16M-150	16	22	150	181
C20-ER16M-100	20	22	100	131
C20-ER16M-150	20	22	150	181
C20-ER20M-100	20	28	100	137
C20-ER20M-150	20	28	150	187
C25-ER16M-100	16	22	100	131
C25-ER16M-150	16	22	150	181
C25-ER20M-100	20	28	100	137
C25-ER20M-150	20	28	150	187

Accesory

REZRUS

ER Collet Chuck with Hex Nut DIN6499

Runout: 0.005mm
Usage: for clamping tools with straight shank in collets DIN 6499.

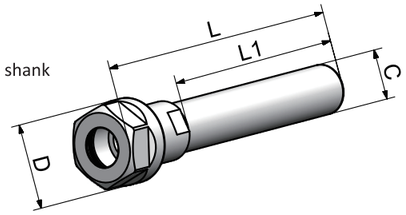

Size	C	D	L1	L
C10-ER8A-100	10	13.3	100	124.5
C10-ER11A-100	10	19	100	124
C12-ER8A-100	12	13.3	100	124.5
C12-ER11A-100	12	19	100	124
C16-ER11A-50	16	19	50	74
C16-ER11A-100	16	19	100	124
C16A-ER16A-100	16	28	100	131
C16A-ER16A-150	16	28	150	181
C20-ER16A-100	20	28	100	131
C20-ER16A-150	20	28	150	181
C20A-ER20A-100	20	34	100	136.5
C20A-ER20A-150	20	34	150	186.5
C25-ER16A-100	25	28	100	136.5
C25-ER16A-150	25	28	150	186.5
C25-ER20A-100	25	34	100	136.5
C25-ER20A-150	25	34	150	186.5

Accesory

REZRUS

ER Collet Chuck with UM Nut DIN6499

Runout: 0.005mm
Usage: for clamping tools with straight shank in collets DIN 6499.

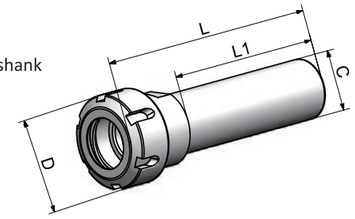

Size	C	D	L1	L
C20-ER25UM-100	20	42	100	144
C25-ER25UM-100	25	42	100	144
C25-ER25UM-150	25	42	150	194
C25-ER25UM-200	25	42	200	244
C25-ER32UM-100	25	50	80	148
C32-ER25UM-100	32	42	100	144
C32-ER25UM-150	32	42	150	194
C32-ER32UM-100	32	50	100	148
C32-ER32UM-150	32	50	150	198
C32-ER32UM-200	32	50	200	248
C32-ER40UM-100	32	63	100	151
C40-ER32UM-100	40	50	100	148
C40-ER40UM-100	40	63	100	151
C40-ER40UM-150	40	63	150	201

Accesory

REZRUS

Quick Change Tapping Chuck with Length Compensation

Usage: for tapping preferably. Axial length compensation on tension and pressure.

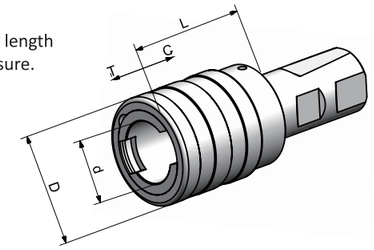

Size	Collet Size	L	D	d	T	C
C20-Gr1-41	1	41	36	19	7.5	7.5
C25-Gr1-41	1	41	36	19	7.5	7.5
C32-Gr1-41	1	41	36	19	7.5	7.5
C25-Gr2-63	2	63	53	31	12.5	12.5
C32-Gr2-63	2	63	53	31	12.5	12.5
C32-Gr3-97	3	97	78	48	22	22

Accesory

REZRUS

ER Collet

DIN 6499B

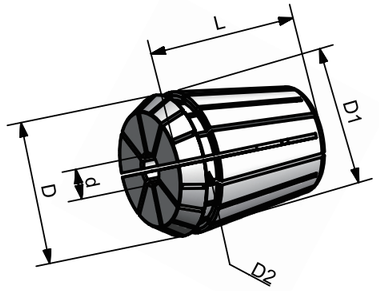

Metric

Size	d	D1	D	D2	L
ER8	1-5	8	8.45	6.5	13.5
ER11	1-7	11	11.5	9.5	18
ER16	1-10	16	17	13.8	27.5
ER20	1-13	20	21	17.4	31.5
ER25	2-16	25	26	22	34
ER32	2-20	32	33	29.2	40
ER40	3-26	40	41	36.2	46

Inch

Size	d	D1	D	D2	L
ER11	1/32-17/64	11	11.5	9.5	18
ER16	1/32-3/8	16	17	13.8	27.5
ER20	1/32-33/64	20	21	17.4	31.5
ER25	3/64-5/8	25	26	22	34
ER32	1/16-25/32	32	33	29.2	40
ER40	1/8-1“	40	41	36.2	46

Accesory

REZRUS

ER Collet Set

DIN 6499B

Metric

Size	Collet Diameter	PCS/SET
ER8-9 PCS	1-5	9
ER8-5 PCS	1-5	5
ER11-7 PCS	1-7	7
ER11-13 PCS	1-7	13
ER16-10 PCS	1-10	10
ER20-13 PCS	1-13	13
ER25-15 PCS	2-16	15
ER32-18 PCS	2-20	18
ER40-23 PCS	4-26	23

Inch

Size	Collet Diameter	PCS/SET
ER8-6 PCS (inch)	1/32, 1/16, 3/32, 1/8, 5/32, 3/16	6
ER16-8 PCS (inch)	1/8, 5/32, 3/16, 7/32, 1/4,5/16,11/32,3/8	8
ER20-11 PCS (inch)	1/8,5/32,3/16,7/32,1/4,9/32,5/16,11/32,3/8,7/16,1/2	11
ER25-9 PCS (inch)	1/8, 3/16, 1/4,5/16,3/8,7/16,1/2,9/16,5/8	9
ER32-18 PCS (inch)	1/8,5/32,3/16,7/32,1/4,9/32,5/16,11/32,3/8,13/32, 7/16,15/32,1/2,9/16,5/8,11/16,23/32,3/4	18
ER40-23 PCS (inch)	1/8,5/32,3/16,7/32,1/4,9/32,5/16,11/32,3/8,13/32,7/16,15/32, 1/2,9/16,5/8,11/16,23/32,3/4,13/16,27/32,7/8,29/32,1"	23

Accesory

REZRUS

ER Sealed Collet

DIN 6499

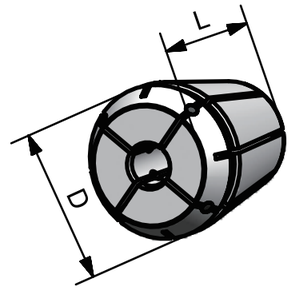

Size	D	L	Diameter
ERS16	17	27.5	3-10
ERS20	21	31.5	3-13
ERS25	26	34	3-16
ERS32	33	40	3-20
ERS40	41	46	3-26

Accesory

REZRUS

Straight Shank Collet

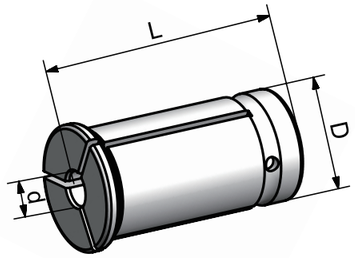

Size	d	D	L
SC16	3,4,,5,6,8,10,12	16	45
SC20	3,4,5,6,8,10,12,14,16	20	50
SC22	3,4,5,6,8,10,12,14,16	22	54
SC25	3,4,5,6,8,10,12,14,16,18,20	25	60
SC32	3,4,5,6,8,10,12,14,16,18,20,25	32	64
SC40	6,8,10,12,14,16,18,20,25,28,30,32	40	80
SC42	3,4,5,6,8,10,12,14,16,18,20,22,24,25,28,30,32	42	80

Accesory

REZRUS

OZ Collet

DIN 6388A

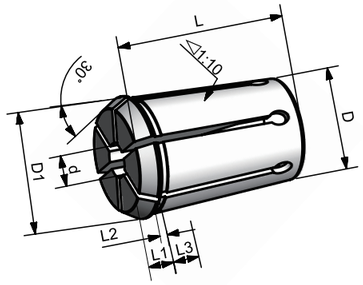

Size	d	D	D1	L	L1	L2	L3
OZ06A	1-6	10	11.5	21	3.5	0.5	4
OZ08A	1-8	12.65	14.5	26	4	0.8	4.5
OZ10A	1-10	15.15	17.2	30	4.5	0.8	4.5
OZ12A	1-12	17.75	19.8	34	5	1.1	4.5
OZ16A	2-16	22.65	25.5	40	5.5	1.2	5.5
OZ20A	2-20	27.4	29.8	45	6	1.35	6
OZ25A	2-25	32.9	35.05	52	6	1.4	6
OZ32A	4-32	41.3	43.7	60	6	1.45	7
OZ40A	6-40	49.7	52.2	68	6	1.45	8
OZ50A	8-50	61.1	63.8	80	7	1.55	9

Accesory

REZRUS

OZ Collet

DIN 6388B

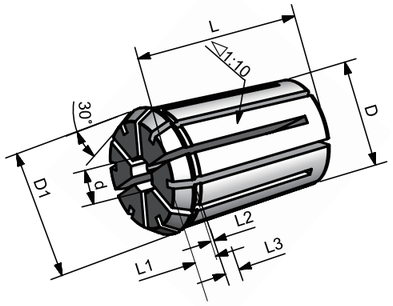

Size	d	D	D1	L	L1	L2	L3
OZ16B	2-16	22.65	25.5	40	5.5	1.2	9.5
OZ20B	2-20	27.4	29.8	45	6	1.35	10
OZ25B	2-25	32.9	35.05	52	6	1.4	10
OZ32B	4-32	41.3	43.7	60	6	1.45	11
OZ40B	6-40	49.7	52.2	68	6	1.45	12
OZ50B	8-50	61.1	63.8	80	7	1.55	13

Accesory

REZRUS

SKS Collet

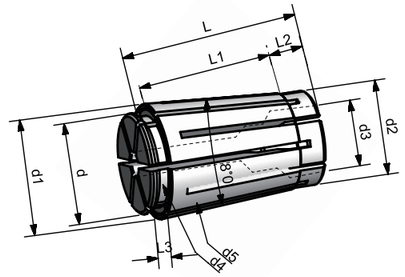

Size	L	l1	l2	l3	d	d1	d2	d3	d4	d5
SK06	25	17.4	3.8	2.4	9	10.4	7.5	6	7.8	9.964
SK10	30.5	21.3	5	3	14	15.5	11.8	10	12	14.981
SK16	45	32	8	3.8	21	24.5	18.8	16	19	23.939
SK25	57	43	8.5	4.1	30	35.6	28.9	25	28.2	35.029

Accesory

REZRUS

Tapping Collet with Cluth

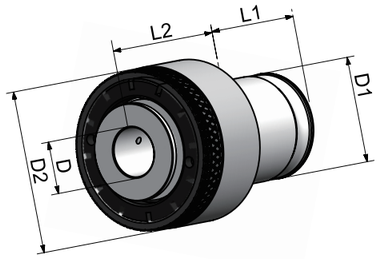

Size	Collet	M	D	□	D1	D2	L1	L2
FES1 M2(2.80x2.1)	FES 1	M2	2.8	2.1	19	33	21.5	25
FES1 M3(3.5*2.7)	FES 1	M3	3.5	2.7	19	33	21.5	25
FES1 M3.5(4*3)	FES 1	M3.5	4	3	19	33	21.5	25
FES1 M4(5*4)	FES 1	M4	5	4	19	33	21.5	25
FES1 M4(4.5*3.4)	FES 1	M4	4.5	3.4	19	33	21.5	25
FES1 M5(6*4.9)	FES 1	M5	6	4.9	19	33	21.5	25
FES1 M6(6.3*5)	FES 1	M6	6.3	5	19	33	21.5	25
FES1 M6(6*4.9)	FES 1	M6	6	4.9	19	33	21.5	25
FES1 M8(8*6.3)	FES 1	M8	8	6.3	19	33	21.5	25
FES1 M10(10*8)	FES 1	M10	10	8	19	33	21.5	25
FES1 M10(7*5.5)	FES 1	M10	7	5.5	19	33	21.5	25
FES1 M12(9*7.1)	FES 1	M12	9	7.1	19	33	21.5	25
FES1 M14(11*9)	FES 1	M14	11	9	19	33	21.5	25

Accesory

REZRUS

Tapping Collet with Cluth

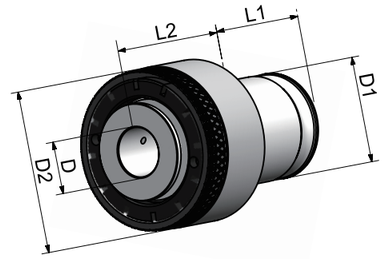

Size	Collet	M	D	□	D1	D2	L1	L2
FES2 M5(6*4.9)	FES 2	M5	6	4.9	31	51	35	35
FES2 M6(6.3*5)	FES 2	M6	6.3	5	31	51	35	35
FES2 M6(6*4.9)	FES 2	M6	6	4.9	31	51	35	35
FES2 M8(8*6.3)	FES 2	M8	8	6.3	31	51	35	35
FES2 M10(10*8)	FES 2	M10	10	8	31	51	35	35
FES2 M10(7*5.5)	FES 2	M10	7	5.5	31	51	35	35
FES2 M12(9*7.1)	FES 2	M12	9	7.1	31	51	35	35
FES2 M12(9*7)	FES 2	M12	9	7	31	51	35	35
FES2 M14(11*9)	FES 2	M14	11	9	31	51	35	35
FES2 M16(12.5*10)	FES 2	M16	12.5	10	31	51	35	35
FES2 M16(12*9)	FES 2	M16	12	9	31	51	35	35
FES2 M18(14*11)	FES 2	M18	14	11	31	51	35	35
FES2 M20(16*12)	FES 2	M20	16	12	31	51	35	35
FES2 M22(18*14.5)	FES 2	M22	18	14.5	31	51	35	35
FES2 M24(18*14.5)	FES 2	M24	18	14.5	31	51	35	35
FES2 M24(16*12.5)	FES 2	M24	16	12.5	31	51	35	35
FES3 M14(11*9)	FES 3	M14	11	9	48	73	55.5	45
FES3 M16(12*9)	FES 3	M16	12	9	48	73	55.5	45
FES3 M18(14*11)	FES 3	M18	14	11	48	73	55.5	45
FES3 M20(16*12)	FES 3	M20	16	12	48	73	55.5	45
FES3 M22(18*14.5)	FES 3	M22	18	14.5	48	73	55.5	45
FES3 M24(18*14.5)	FES 3	M24	18	14.5	48	73	55.5	45
FES3 M27(20*16)	FES 3	M27	20	16	48	73	55.5	45
FES3 M30(22*18)	FES 3	M30	22	18	48	73	55.5	45
FES3 M33(25*20)	FES 3	M33	25	20	48	73	55.5	45
FES3 M36(28*22)	FES 3	M36	28	22	48	73	55.5	45

Accesory

REZRUS

Tapping Collet without Cluth

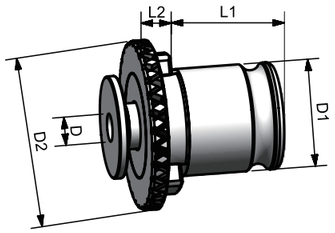

Size	Collet	M	D	□	D1	D2	L1	L2
FE1 M2(2.8*2.1)	FE 1	M2	2.8	2.1	19	30	21.5	7
FE1 M3(3.5*2.7)	FE 1	M3	3.5	2.7	19	30	21.5	7
FE1 M4(5*4)	FE 1	M4	5	4	19	30	21.5	7
FE1 M4(4.5*3.4)	FE 1	M4	4.5	3.4	19	30	21.5	7
FE1 M6(6*4.9)	FE 1	M6	6	4.9	19	30	21.5	7
FE1 M8(8*6.2)	FE 1	M8	8	6.2	19	30	21.5	7
FE1 M10(10*8)	FE 1	M10	10	8	19	30	21.5	7
FE1 M10(7*5.5)	FE 1	M10	7	5.5	19	30	21.5	7
FE1 M12(9*7)	FE 1	M12	9	7	19	30	21.5	7
FE2 M8(6*4.9)	FE 2	M8	6		31	48	35	11
FE2 M8(8*6.2)	FE 2	M8	8	6.2	31	48	35	11
FE2 M10(10*8)	FE 2	M10	10	8	31	48	35	11
FE2 M10(7*5.5)	FE 2	M10	7	5.5	31	48	35	11
FE2 M12(9*7.1)	FE 2	M12	9	7.1	31	48	35	11
FE2 M14(11*9)	FE 2	M14	11	9	31	48	35	11
FE2 M16(12*9)	FE 2	M16	12	9	31	48	35	11
FE2 M18(14*11)	FE 2	M18	14	11	31	48	35	11
FE2 M20(16*12)	FE 2	M20	16	12	31	48	35	11

Accesory

REZRUS

Tapping Collet without Cluth

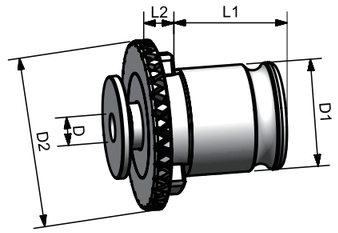

Size	Collet	M	D	□	D1	D2	L1	L2
FE3 M14(11*9)	FE 3	M14	11	9	48	70	55.5	13.5
FE3 M16(12*9)	FE 3	M16	12	9	48	70	55.5	13.5
FE3 M18(14*11)	FE 3	M18	14	11	48	70	55.5	13.5
FE3 M20(16*12)	FE 3	M20	16	12	48	70	55.5	13.5
FE3 M24(18*14.5)	FE 3	M24	18	14.5	48	70	55.5	13.5
FE3 M27(20*16)	FE 3	M27	20	16	48	70	55.5	13.5
FE3 M30(22*18)	FE 3	M30	22	18	48	70	55.5	13.5
FE3 M33(25*20)	FE 3	M33	25	20	48	70	55.5	13.5
FE3 M36(28*22)	FE 3	M36	28	22	48	70	55.5	13.5

Accesory

REZRUS

BT Pull Stud

MAS 403

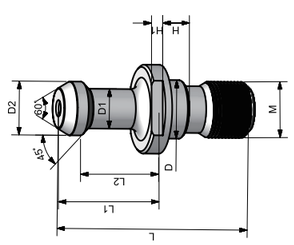

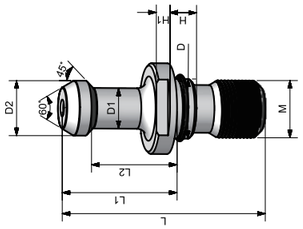

Size	D	D1	D2	M	L	L1	L2	H	H1	Ø
BT30-45	12.5	7	11	M12	43	23	18	4	3.5	45
BT40-45	17	10	15	M16	60	35	28	5	4	45
BT50-45	25	17	23	M24	85	45	35	8	8	45
BT30C-45	12.5	7	11	M12	43	23	18	4	3.5	45
BT40C-45	17	10	15	M16	60	35	28	5	4	45
BT50C-45	25	17	23	M24	85	45	35	8	8	45
BT30CO-45	12.5	7	11	M12	43	23	18	4	3.5	45
BT40CO-45	17	10	15	M16	60	35	28	5	4	45
BT50CO-45	25	17	23	M24	85	45	35	8	8	45

C: Through Hole
O: with O-Ring
Others sizes can be made by request.

Accesory

REZRUS

SK Pull Stud

DIN 69872

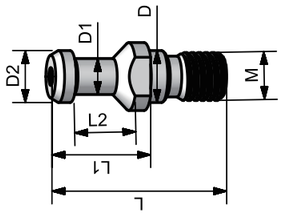

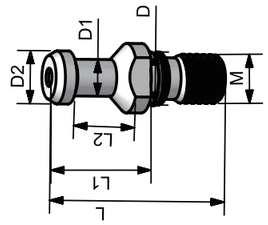

Size	D	D1	D2	M	L	L1	L2
SK-30A	13	9	13	M12	44	24	19
SK-40A	17	14	19	M16	54	26	20
SK-50A	25	21	28	M24	74	34	25
SK-30B	13	9	13	M12	44	24	19
SK-40B	17	14	19	M16	54	26	20
SK-50B	25	21	28	M24	74	34	25

A: Through Hole, without O-Ring
B: Not Through Hole, with O-Ring

Accesory

REZRUS

ISO7388 Pull Stud

ISO 7388

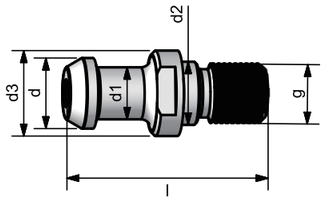

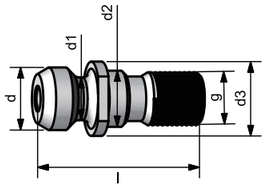

Size	d3	d2	d1	d	g	l	t
DIN7388-40A	23	17	14	19	M16	54	7
DIN7388-50A	38	25	21	28	M24	74	10
DIN7388-40B	22.5	17	12.95	18.95	M16	44.4	7.35
DIN7388-50B	37	25	19.6	29.1	M24	66.55	11.55

Accesory

REZRUS

CAT Pull Stud

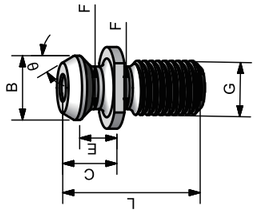

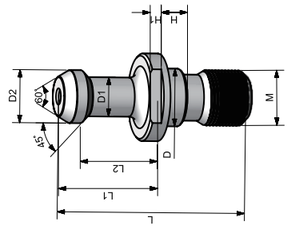

Size	Type	G	θ	L	B	C	E	F
CAT40-A	A	5/8"-11	45	1.5	0.74	0.64	0.44	0.49
CAT50-A	A	1"-8	45	2.3	1.14	1	0.7	0.82
CAT40-B	B	5/8"-11	45/60/90	2.25	0.59	1.27	0.99	0.392
CAT50-B	B	1"-8	45/60/90	3.07	0.906	1.772	1.378	0.669

Accesory

REZRUS

OTT Pull Stud

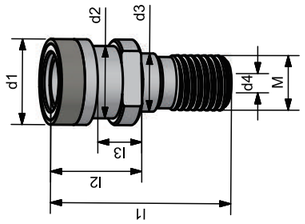

Size	M	d1	d2	d3	d4	l3	l2	l1
NT40	M16	25	21.1	17	7	13.6	25	53
NT50	M24	39.29	32	25	7	13.3	25.1	65

Accesory

REZRUS

ISO Pull Stud

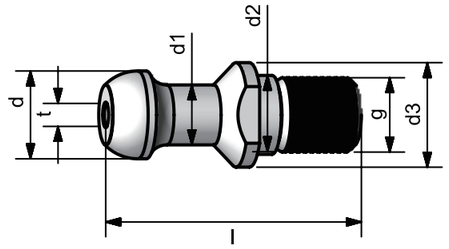

Size	L1	L2	L3	D1	D2	D3	D4	D5
ISO20	26	12	9	12	9	6	8.5	M8
ISO25	28	12	9	13	11	7	8.5	M8
ISO30	44	24	19	17	13	9	13	M12

Accesory

REZRUS

Mazak Pull Stud

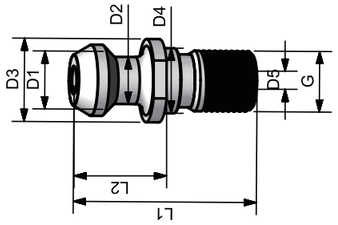

Size	L1	L2	D1	D2	D3	D4	D5	W	G
Mazak-BT40	44.1	19.1	18.8	12.45	22	17	7	19	M16
Mazak-BT50	65.2	25.2	29	20.83	37	25	10	30	M24

Size	D	D1	D2	D3	L	L1	L2	M
Mazak-CAT40	22	17	18.79	12.5	41.25	16.25	11.17	M16
Mazak-CAT50	35.6	25	28.95	20.82	65.4	25.4	17.78	M24

Accesory

REZRUS

ER Nut

DIN 6499

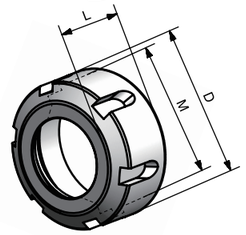

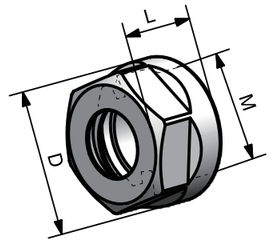

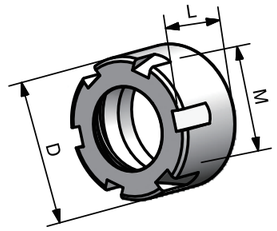

UM

Size	D	d	L	M
ER16-UM	32	26	17	M22X1.5
ER20-UM	35	29	19	M25X1.5
ER25-UM	42	36	20	M32X1.5
ER32-UM	50	44	22.5	M40X1.5
ER40-UM	63	57	25.5	M50X1.5
ER50-UM	78	71	35.5	M64X2

Hex

Size	D	d	L	M
ER11-A	19	17	11.3	M14X0.75
ER16-A	28	25	17.5	M22X1.5
ER20-A	34	30	19	M25X1.5

Mini

Size	D	d	L	M
ER8-M	12	10	10	M10X0.75
ER11-M	16	12	12	M13X0.75
ER16-M	22	17.2	18	M19X1
ER20-M	28	22.5	19	M24X1
ER25-M	35	28.6	20	M30X1

Accesory

REZRUS

ER Nut

DIN 6499

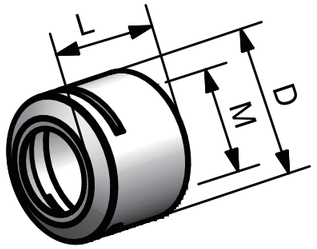

MS

Size	D	L	M
ER11MS	16	12	M13*0.75
ER16MS	22	17	M19*1.0
ER20MS	28	19	M24*1.0
ER25MS	35	20	M30*1.0

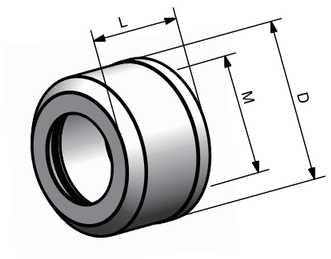

GER

Size	D	L	M
GER16	30	24.7	TM22*1.5
GER20	35	25.5	TM26*1.5
GER25	40	25.9	TM32*1.5
GER32	48	30	TM40*1.5

Accesory

REZRUS

ER Sealed Nut

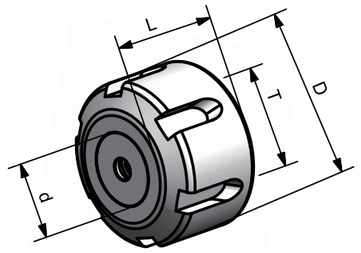

Sealed Nut

Size	D	d	L	T
ERS16	28	11	22.5	M22*1.5
ERS20	34	14	24	M25*1.5
ERS25	42	19	25	M32*1.5
ERS32	50	24	27.5	M40*1.5
ERS40	63	30	30.5	M50*1.5

Sealing Disc

Size	d	D
ERS16-d	1-10	13
ERS20-d	1-13	16
ERS25-d	2-16	20.7
ERS32-d	2-20	27
ERS40-d	3-26	33.5

Accesory

REZRUS

OZ Nut

DIN 6388

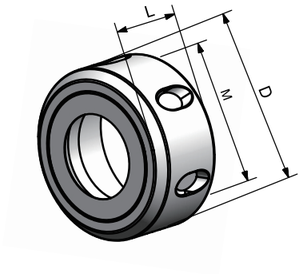

Size	D	L	M
OZ6	18	14	M14X1.0
OZ8	26	19	M20X1.5
OZ10	30	19	M22X1.5
OZ12	35	20	M27X1.5
OZ16	43	24	M33X1.5
OZ20	50	28	M42X2.0
OZ25	60	30	M48X2.0
OZ32	72	33.5	M60X2.5
OZ40	85	37	M68X2.5
OZ50	100	43	M80X2.5

Accesory

REZRUS

SKS Nut

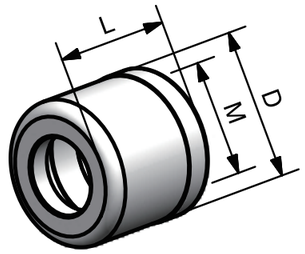

Size	D	L	M
GSK06	19.5	21	M15.5*1.0
GSK10	27.1	24	M21.5*1.0
GSK16	40	31	M32*1.5
GSK25	55	37	M45*1.5

Accesory

REZRUS

ER Spanner

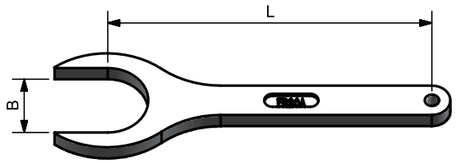

Hex

Size	B	L	Nut
ER11-A	17	110	ER11-A
ER16-A	25	120	ER16-A
ER20-A	30	130	ER20-A

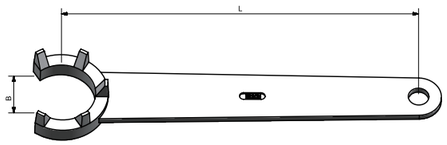

Mini

Size	B	L	Nut
ER8-M	7.5	70	ER8-M
ER11-M	11	90	ER11-M
ER16-M	15	110	ER16-M
ER20-M	19.5	120	ER20-M
ER25-M	25	130	ER25-M

Accesory

REZRUS

ER Spanner

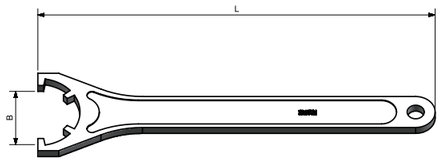

UM

Size	B	L	Nut
ER16-UM	26	180	ER16-UM
ER20-UM	30	190	ER20-UM
ER25-UM	37	210	ER25-UM
ER32-UM	46.5	250	ER32-UM
ER40-UM	58	290	ER40-UM
ER50-UM	74	350	ER50-UM

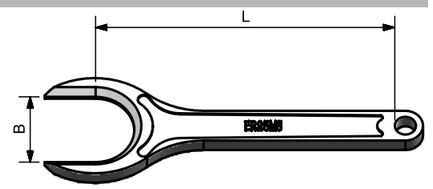

MS

Size	A	L
ER11MS	10	100
ER16MS	15	130
ER20MS	18	160
ER25MS	23	200

Accesory

REZRUS

Hook Spanner

DIN 6388B

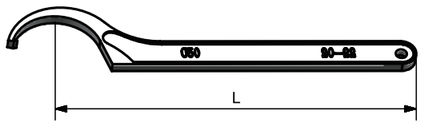

Size	L	Range
OZ25	215	55-62
OZ32	230	68-72
SC20	214	55-62
SC25	214	55-62
SC32	235	68-72
SC42	261	78-85

Accesory

REZRUS

Ball Spanner

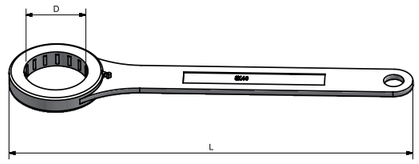

Size	D	L	Wt (kg)
SKS06	19.5	120	0.24
SKS10	27.1	135	0.3
SKS16	40	180	0.7
SKS25	55	300	0.38

Accesory

REZRUS

Boring Bar Sleeve

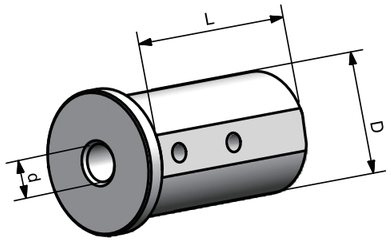

Size	d	D	L
SL25-06	6	25	46
SL25-08	8	25	46
SL25-10	10	25	46
SL25-12	12	25	46
SL32-06	6	32	56
SL32-08	8	32	56
SL32-10	10	32	56
SL32-12	12	32	56
SL40-06	6	40	71
SL40-08	8	40	71
SL40-10	10	40	71
SL40-12	12	40	71

Accesory

REZRUS

Boring Bar Sleeve

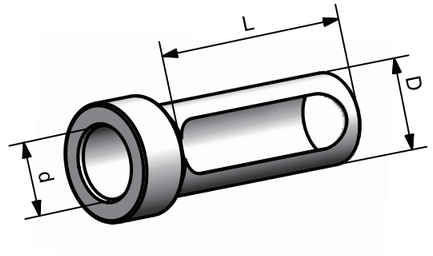

Size	d	D	L
SL25-16	16	25	46
SL25-20	20	25	46
SL32-16	16	32	56
SL32-20	20	32	56
SL32-25	25	32	56
SL40-16	16	40	70
SL40-20	20	40	70
SL40-25	25	40	70
SL40-32	32	40	70

Accesory

REZRUS

Tool Holder Bushing B Type

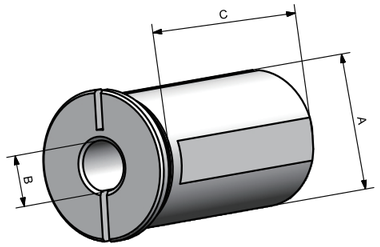

Size	A(OD)	B(ID)	C
B 3/4"-B	3/4"	1/4 5/16 3/8 1/2	1-1/2
B 1"-B	1"	3/8 1/2 5/8 3/4	1-3/4
B 1-1/4"-B	1-1/4"	3/8 1/2 5/8 3/4 7/8 1	2-1/8
B 1-1/2"-B	1-1/2"	3/8 1/2 5/8 3/4 7/8 1 1-1/4	2-1/2
B 1-3/4"-B	1-3/4"	1/2 5/8 3/4 7/8 1 1-1/4 1-1/2	3
B 2"-B	2"	1/2 5/8 3/4 7/8 1 1-1/4 1-1/2 1-3/4	3-1/2
B 2-1/2"-B	2-1/2"	1/2 5/8 3/4 7/8 1 1-1/4 1-1/2 1-3/4 2 2-1/4	4
B 3"-B	3"	1 1-1/4 1-1/2 1-3/4 2 2-1/4 2-1/2	4-1/2
B 3-1/2"-B	3-1/2"	1 1-1/4 1-1/2 1-3/4 2 2-1/4 2-1/2 3	5-1/4

Accesory

REZRUS

Tool Holder Bushing J Type

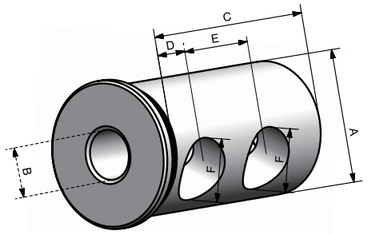

Size	A(OD)	B(ID)	C	D	E	F	Holes No.
J 3/4"-B	3/4"	1/4 5/16 3/8 1/2	1-1/2	3/9	13/16	3/8	2
J 1"-B	1"	3/8 1/2 5/8 3/4	1-3/4	7/16	7/8	5/8	2
J 1-1/4"-B	1-1/4"	3/8 1/2 5/8 3/4 7/8 1	2-1/8	5/8	1	3/4	2
J 1-1/2"-B	1-1/2"	3/8 1/2 5/8 3/4 7/8 1 1-1/4	2-1/2	11/16	1-1/8	7/8	2
J 1-3/4"-B	1-3/4"	1/2 5/8 3/4 7/8 1 1-1/4 1-1/2	3	3/4	1-1/4	7/8	2
J 2"-B	2"	1/2 5/8 3/4 7/8 1 1-1/4 1-1/2 1-3/4	3-1/2	3/4	1-1/2	1	2
J 2-1/2"-B	2-1/2"	3/4 7/8 1 1-1/4 1-1/2 1-3/4 2 2-1/4	4	7/8	1-3/4	1-1/4	2
J 3"-B	3"	1 1-1/4 1-1/2 1-3/4 2 2-1/4 2-1/2	4-1/2	1	2	1-1/4	4
J 3-1/2"-B	3-1/2"	1 1-1/4 1-1/2 1-3/4 2 2-1/4 2-1/2 3	5-1/4	1-1/4	2-1/2	1-1/4	4

Accesory

REZRUS

Tool Holder Bushing C Type

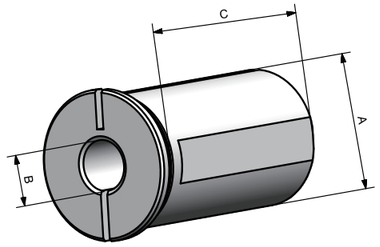

Size	A(OD)	B(ID)	C	D	Slots No.
C 3/4"-B	3/4"	1/4 5/16 3/8 1/2	1-1/2	2	1
C 1"-B	1"	1/4 5/16 3/8 1/2 5/8 3/4	2-3/8	2-3/4	1
C 1-1/4"-B	1-1/4"	3/8 1/2 5/8 3/4 7/8 1	2-3/4	3-1/4	1
C 1-1/2"-B	1-1/2"	3/8 1/2 5/8 3/4 7/8 1 1-1/4	3	3-3/8	1
C 1-3/4"-B	1-3/4"	1/2 5/8 3/4 7/8 1 1-1/4 1-1/2	3-1/8	3-1/2	1
C 2"-B	2"	1/2 5/8 3/4 1 1-1/4 1-1/2 1-3/4	3-5/8	4	1
C 2-1/2"-B	2-1/2"	3/4 1 1-1/4 1-1/2 1-3/4 2 2-1/4	4-1/8	4-1/2	1 or 2
C 3"-B	3"	1 1-1/4 1-1/2 1-3/4 2 2-1/4 2-1/2	4-5/8	5	1 or 2
C 3-1/2"-B	3-1/2"	1 1-1/4 1-1/2 1-3/4 2 2-1/4 2-1/2 3	5	5-3/4	1 or 2

Accesory

REZRUS

Tool Holder Bushing CV Type

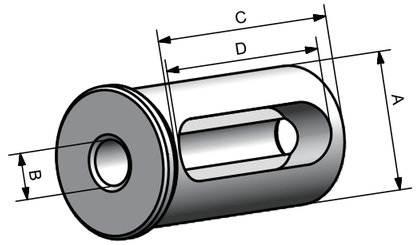

Size	A(OD)	B(ID)	C	D
CV 1-1/4"-B	1-1/4"	1/4 3/8 1/2 5/8 3/4 1	2.36(60mm)	1.97(50mm)
CV 1-1/2"-B	1-1/2"	3/8 1/2 5/8 3/4 1 1-1/4	2.76(70mm)	2.36(60mm)

Accesory

REZRUS

Tool Holder Bushing DD Type

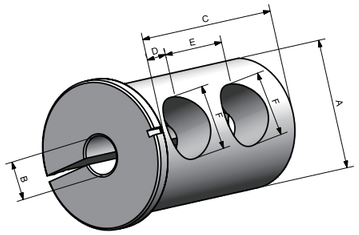

Size	A(OD)	B(ID)	C	D	E	F	Holes No.
DD 1-1/2"-B	1-1/2"	3/8 1/2 5/8 3/4 7/8 1 1-1/4	2-1/2	11/16	1-1/8	7/8	2
DD 1-3/4"-B	1-3/4"	1/2 5/8 3/4 7/8 1 1-1/4 1-1/2	3	3/4	1-1/4	7/8	2
DD 2"-B	2"	1/2 5/8 3/4 7/8 1 1-1/4 1-1/2 1-3/4	3-1/2	3/4	1-1/2	1	2
DD 2-1/2"-B	2-1/2"	1/2 5/8 3/4 7/8 1 1-1/4 1-1/2 1-3/4 2	4	7/8	1-3/4	1-1/4	2
DD 3"-B	3"	1 1-1/4 1-1/2 1-3/4 2 2-1/4 2-1/2	4-1/2	1	2	1-1/4	4
DD 3-1/2"-B	3-1/2"	1-1/2 1-3/4 2 2-1/4 2-1/2 3	5-1/4	1-1/4	2-1/2	1-1/4	4

Accesory

REZRUS

Tool Holder Bushing Z Type

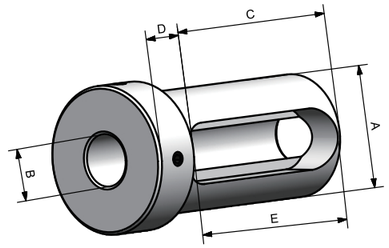

Size	A(OD)	B(ID)	C	D	E
Z 3/4"-B	3/4"	1/4 5/16 3/8 1/2	2-3/8	1/2	2-1/2
Z 1"-B	1"	1/4 5/16 3/8 1/2 5/8 3/4	2-3/8	1/2	2-3/4
Z 1-1/4"-B	1-1/4"	3/8 1/2 5/8 3/4 7/8 1	2-5/8	5/8	3
Z 1-1/2"-B	1-1/2"	3/8 1/2 5/8 3/4 7/8 1 1-1/4	2-7/8	3/4	3-1/4
Z 1-3/4"-B	1-3/4"	1/2 5/8 3/4 7/8 1 1-1/4 1-1/2	3-1/8	3/4	3-1/2
Z 2"-B	2"	1/2 5/8 3/4 1 1-1/4 1-1/2 1-3/4	3-1/2	3/4	3-3/4
Z 2-1/2"-B	2-1/2"	5/8 3/4 7/8 1 1-1/4 1-1/2 1-3/4 2 2-1/4	3-7/8	3/4	4-1/4
Z 3"-B	3"	1 1-1/4 1-1/2 1-3/4 2 2-1/4 2-1/2	4-3/8	3/4	4-3/4
Z 3-1/2"-B	3-1/2"	1-1/4 1-1/2 1-3/4 2 2-1/4 2-1/2 3	4-7/8	1	5-1/2
Z 4"-B	4"	1-1/2 1-3/4 2 2-1/4 2-1/2 3	5-5/8	1	6-1/4

Accesory

REZRUS

Tool Holder Locking Device





Size	Dimension (mm)	Wt (kg)
BT30	205*98.5*128	3.7
BT40	205*98.5*128	3.8
BT50	275*150*198	11.4
SK30	205*98.5*128	3.7
SK40	205*98.5*128	3.8
SK50	275*150*198	11.4
CAT30	205*98.8*128	3.7
CAT40	205*98.5*128	3.8
CAT50	275*150*198	11.4

Accesory

REZRUS

Tool Holder Locking Device (New Type)

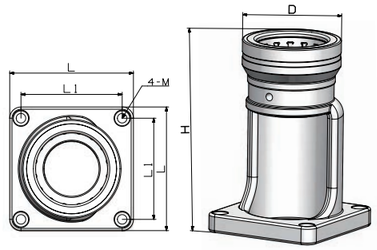

Size	HSK	BT	CAPPTO	D	H	L	L1	M
TMS40-32	HSK32	-	C3	76	165	110	90	M8
TMS40	HSK40	-	C4	76	165	110	90	M8
TMS50	HSK50	-	C5	76	165	110	90	M8
TMS63	HSK63	BT40	C6	87	172	110	90	M8
TMS40-80	HSK80	-	C8	114	215	160	130	M10
TMS100	HSK100	BT50	-	124	219	160	130	M10

Accesory

REZRUS

HSK Coolant Tube

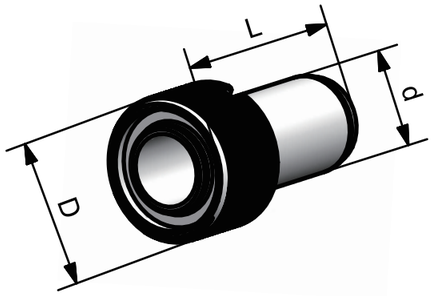

Size	Tool Holder Size	d	D	L
CT32	HSK32	6	M10×1	26.0
CT40	HSK40	8	M12×1	29.5
CT50	HSK50	10	M16×1	33.0
CT63	HSK63	12	M18×1	34.5
CT80	HSK80	14	M20×1.5	40.0
CT100	HSK100	16	M24×1.5	44.0

Accesory

REZRUS

Clamping Kits 58 PCS



Size	Wt (kg)	Packing (cm)
M8*10-58 pcs	6.5kg	33*11*20
M10*12-58 pcs	7kg	33*11*20
M12*14-58 pcs	9.5kg	37*11*22
M12*16-58 pcs	10kg	37*11*22
M14*16-58 pcs	12kg	39*11*22
M14*18-58 pcs	12.5kg	39*11*22
M16*18-58 pcs	16kg	39*13*23
M16*20-58 pcs	16.5kg	39*13*23
M18*20-58 pcs	23kg	38*16*29
M20*22-58 pcs	28kg	38*16*29
M22*26-58 pcs	40kg	47*25*29
Size	Wt (kg)	Packing (cm)
5/16"-18*3/8"	6kg	33*11*20
3/8"-16*7/16"	7kg	33*11*20
3/8"-16*1/2"	7kg	33*11*20
3/8"-16*9/16"	7kg	33*11*20
1/2"-13-9/16"	10kg	37*11*22
1/2"-13-5/8"	10kg	37*11*22
1/2"-13-11/16"	10kg	37*11*22
5/8"-11-11/16"	16kg	39*13*23
5/8"-11-3/4"	16kg	39*13*23
5/8"-11-13/16"	16kg	39*13*23
3/4"-10*7/8"	24kg	38*16*29

Accesory

REZRUS

Tool Holder Trolley

Size	Cabinet Size	Packing Size	Wt (kg)
BT30-36	920 x 475 x 775 mm	700 x 490 x 330 mm	30
BT40-36	920 x 475 x 775 mm	700 x 490 x 330 mm	31
BT50-24	920 x 475 x 775 mm	700 x 490 x 330 mm	32
HSK63-24	920 x 475 x 775 mm	700 x 490 x 330 mm	31

Accesory

REZRUS

Tool Holder Stand

Size	Cabinet Size	Packing Size	Wt (kg)
BT30-TS-12	495 x 240 x 150 mm	525 x 270 x 180 mm	3.4
BT40-TS-12	495 x 240 x 150 mm	525 x 270 x 180 mm	3.5
BT50-TS-8	495 x 240 x 150 mm	525 x 270 x 180 mm	3.6
HSK63-TS-8	495 x 240 x 150 mm	525 x 270 x 180 mm	3.5

Accesory

REZRUS

Tool Holder Cabinet

Size	Cabinet Size	Packing Size	Wt (kg)
BT30-TE-54	650 x 405 x 1545 mm	680 x 435 x 1575 mm	53
BT40-TE-54	650 x 405 x 1545 mm	680 x 435 x 1575 mm	54
BT50-TE-36	650 x 405 x 1545 mm	680 x 435 x 1575 mm	55
HSK63-TE-36	650 x 405 x 1545 mm	680 x 435 x 1575 mm	54

Accesory

REZRUS

Tool Holder Trolley

Size	Cabinet Size	Packing Size	Wt (kg)
BT-TH30-54	600 x 600 x 915 mm	630 x 630 x 945 mm	63
BT-TH40-54	600 x 600 x 915 mm	630 x 630 x 945 mm	64
BT-TH50-36	600 x 600 x 915 mm	630 x 630 x 945 mm	65
HSK-TH63-36	600 x 600 x 915 mm	630 x 630 x 945 mm	64

Accesory

REZRUS

Tool Holder Trolley

Size	Cabinet Size	Packing Size	Wt (kg)
BT-TL30-24	600 x 600 x 915 mm	630 x 630 x 945 mm	52
BT-TL40-24	600 x 600 x 915 mm	630 x 630 x 945 mm	53
BT-TL50-16	600 x 600 x 915 mm	630 x 630 x 945 mm	54
HSK-TL63-16	600 x 600 x 915 mm	630 x 630 x 945 mm	53

Accesory

REZRUS

Tool Holder Trolley

Size	Cabinet Size	Packing Size	Wt (kg)
BT-TD30-54	600 x 600 x 1015 mm	630 x 630 x 1045 mm	72
BT-TD40-54	600 x 600 x 1015 mm	630 x 630 x 1045 mm	73
BT-TD50-36	600 x 600 x 1015 mm	630 x 630 x 1045 mm	74
HSK-TD63-36	600 x 600 x 1015 mm	630 x 630 x 1045 mm	73

Accesory