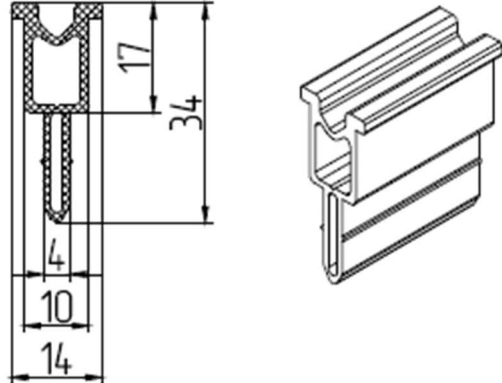
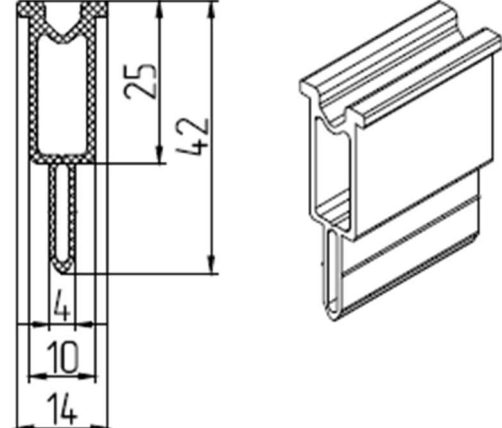
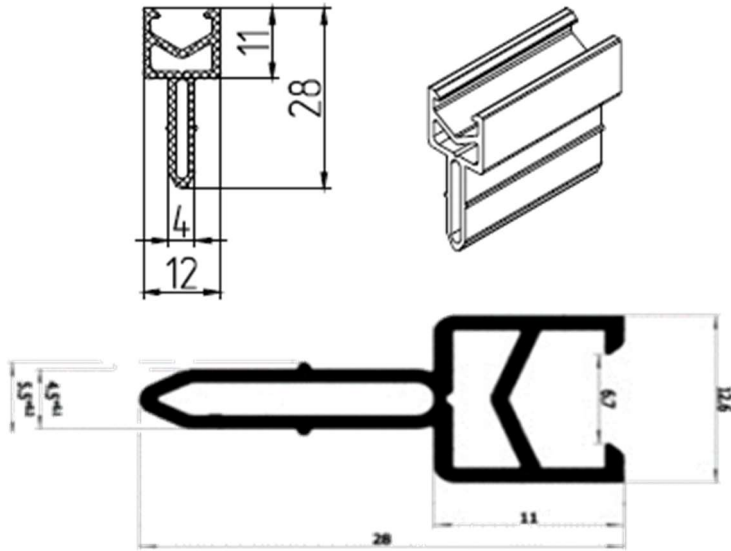
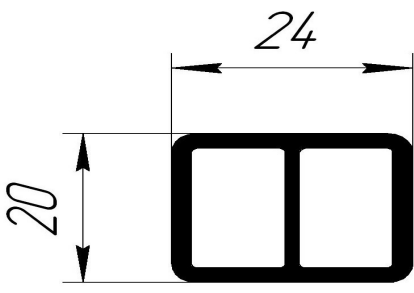
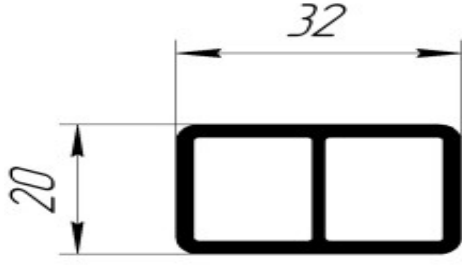
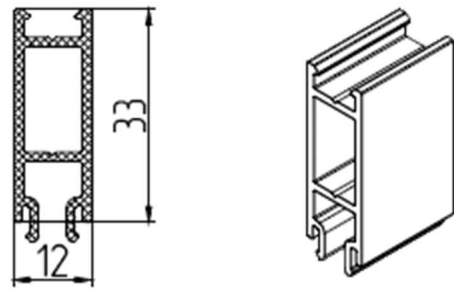
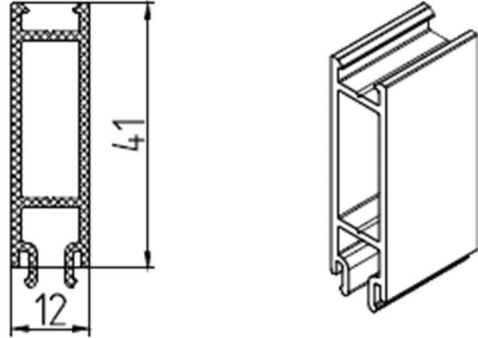
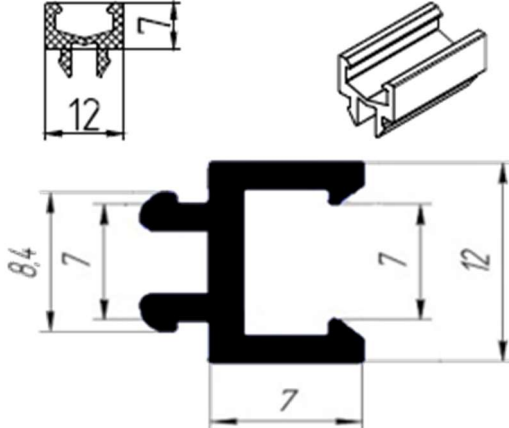


п/п	Вид изделия	Наименование
1		<p>термовставка - 24мм МПУ-010-03</p>
2		<p>термовставка - 32мм МПУ-010-04</p>
3		<p>МПУ-035</p>

4		спейсер СП 20*24
5		спейсер СП 20*32
6		спейсер СП-33 МПУ-032-33
7		спейсер СП-41 МПУ-032-41
8		спейсер СП-7 МПУ-032-07

<p>9</p>	<p>Technical drawing of spacer SP-14. It includes a cross-section view showing a width of 14 and a height of 12. A 3D perspective view shows the profile. The main profile view shows a total width of 14, a height of 8.4, and a distance of 7 from the top and bottom edges to the center of the vertical web.</p>	<p>спейсер СП-14 МПУ-032-14</p>
<p>10</p>	<p>Technical drawing of spacer SP-18. It includes a cross-section view showing a width of 18 and a height of 12. A 3D perspective view shows the profile. The main profile view shows a total width of 18, a height of 8.4, and a distance of 7 from the top and bottom edges to the center of the vertical web.</p>	<p>спейсер СП-18 МПУ-032-18</p>
<p>11</p>	<p>Technical drawing of spacer SP-26. It includes a cross-section view showing a width of 26 and a height of 12. A 3D perspective view shows the profile. The main profile view shows a total width of 26, a height of 8.4, and a distance of 7 from the top and bottom edges to the center of the vertical web.</p>	<p>спейсер СП-26 МПУ-032-26</p>