




2022
KATALOĐU
CATALOGUE
KATALOG




VAV® 

Kesici Uç ve Bağlama Sistemleri
Cutting Inserts and Connection Systems
Trägerwerkzeuge für Wendschneidplatten



TS EN ISO 9001:2015



Dünya her geçen gün değişiyor... Üretim biçimleri de değiştiğinden, sanayide yepyeni üretim ihtiyaçları doğuyor. Sanayi kuruluşları, rekabet gücünü artırmak için en kaliteli ürünü, en kısa sürede, kısacası "en ekonomik" şekilde üretmek zorunda! Ancak sanayi üretimi gibi ciddi bir işin içindeyseniz, yalnız değilsiniz...

VAV Kesici Takımlar, tasarım ve üretim kabiliyetini; metal işleme alanında stratejiniz olan özel profil kesici uçların üretiminde değerlendiren bir mühendislik firması... Bir AKKO kuruluşu olan VAV, kendi bünyesinde bulunan hassas taşlama tezgahları, son teknoloji kalite kontrol ekipmanları ve PVD kaplama tesisinin yanı sıra başarılı mühendis kadrosunun bilimsel yaklaşımıyla; "talaşlı imalat sanayisine katma değer odaklı dokunuş" şiarıyla 2017 yılında yola çıktı.

Kullanıcısına "kâr vadeden uygulamalar" ile yaklaşan VAV, uzman olduğu çözümler sayesinde; katma değer ve verimlilikle rekabet gücünü artırmak isteyen üreticilerin "Takım maliyetine ve üretim giderlerine pozitif katkı sağlama" misyonuyla, talaşlı imalat mühendislik hizmetlerini altın tepside sunmaya hazır...

The world is changing day by day... As production styles change, new production needs arise in the industry. In order to increase their competitiveness, industrial organizations have to produce the highest quality product in the shortest time, in short, "value-added"! But if you are in a serious business like industrial production, you are not alone...

VAV Cutting Tools, design and production capability; An engineering company that evaluates your strategy in the field of metalworking in the production of special profile cutting inserts... As an AKKO enterprise, VAV, with its precision grinding machines, state-of-the-art quality control equipment, and PVD coating facility, as well as the scientific approach of its successful engineer staff; set out in 2017 with the motto of "a value-added touch to the machining industry".

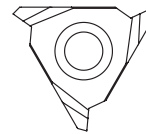
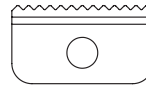
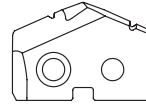
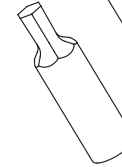
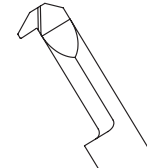
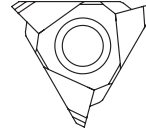
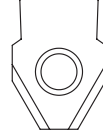
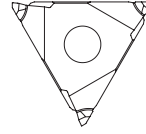
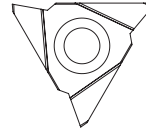
Approaching its users with "profitable applications", VAV offers solutions that it is an expert in; It is ready to offer machining engineering services on a gold platter, with the mission of "Making a positive contribution to tool costs and production costs" for manufacturers who want to increase their competitiveness with added value and efficiency.

Die Welt verändert sich jeden Tag...Die Produktionsarten verändern sich, dadurch entsteht neuer Industriellerbedarf. Um ihre Wettbewerbsfähigkeit zu steigern, müssen Industrieunternehmen in kürzester Zeit das hochwertigste Produkt, kurz „ mit Wertschöpfung“ produzieren! Aber wenn Sie in einem ernsthaften Geschäft wie der industriellen Produktion tätig sind, sind Sie nicht allein ...

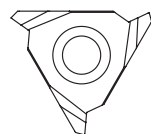
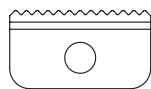
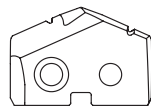
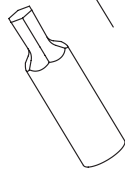
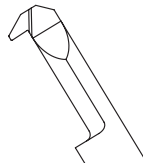
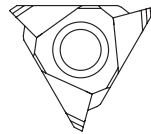
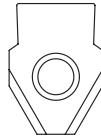
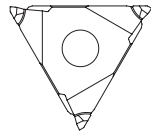
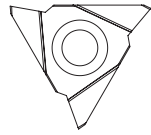
VAV Kesici Takımlar, ist eine Ingieurwesenfirma was Design und produktionsfähigkeit;fürdieBearbeitungimMetalbereicherforderlichen Schneidewerkzeugen nach Ihrer Strategie herstellt... VAV, eine AKKO-Organisation, mit eigenen Präzisionsschleifmaschinen, modernster Qualitätskontrollausrüstung und PVD-Beschichtungsanlage sowie dem wissenschaftlichen Ansatz seiner erfolgreichen Ingenieure; Es startete 2017 unter dem Motto „bereit, seine Ingenieurleistungen für Metalbearbeitung auf einem goldenen Tablett zu präsentieren...“.

Dank seiner Expertenlösungen stellt VAV seinen Anwendern „gewinnbringende Anwenderanwendungen“ zur Verfügung; lieferbereit im Rahmen von Zerspanungstechnik-Dienstleistungen mit „Identitätsstiftung“, wo sie von Mehrwerten und Gewinnvorteilen profitieren können...

S8-S11 S8-S11 S8-S11	POLY-V KAYIS KASNAK KANAL AÇMA UÇLARI VE TAKIMLARI TEK KANALLI POLY-V UÇLARI VE TAKIMLARI ÇİFT KANALLI POLY-V UÇLARI VE TAKIMLARI ÇOK KANALLI POLY-V UÇLARI VE TAKIMLARI
S12-S15 S12-S15 S12-S15	KANAL AÇMA, YÜZEY KANAL AÇMA UÇLARI VE TAKIMLARI YÜZEY KANAL AÇMA UÇLARI VE TAKIMLARI RADYUSLU KÖŞE BOŞALTMA UÇLARI VE TAKIMLARI ÖZEL KANAL UCU BİLGİ ALMA FORMU
S16-S19 S16-S19 S16-S19 S16-S19 S16-S19	BROŞ ÇEKME (KAMA) UÇLARI VE TAKIMLARI BROŞ ÇEKME TAKIMLARI BROŞ ÇEKME (KAMA) UÇLARI (DIN138) (C11 TOLERANS) BROŞ (KAMA) UÇLARI (DIN6885) (P9 TOLERANS) KAMA KANALI PAH KIRMA UÇLARI ÖZEL PROFİL BROŞ UCU BİLGİ ALMA FORMU
S26-S29 S26-S29 S26-S29 S26-S29 S26-S29 S26-S29	WHIRLING UÇLARI VE TAKIMLARI WHIRLING TAKIMLARI (RING) WHIRLING UÇLAR (ISO 5835) WHIRLING UÇLAR (ISO 9268) WHIRLING UÇLAR (ISO 9268) WHIRLING UÇLAR (METRİK DIN 13) WHIRLING UÇLAR BİLGİ ALMA FORMU
S31 S32-S40 S41 S42 S43 S45	MİNİ CUT TAKIMLAR DELİK İÇİ MİNİ CUT TAKIMLAR KANAL AÇMA MİNİ CUT TAKIMLAR DIŞ ÇEKME MİNİ CUT TAKIMLAR ALIN KANALI AÇMA TAKIMLARI ÖZEL PROFİL MİNİ CUT TAKIMLAR BİLGİ ALMA FORMU MİNİ CUT TUTUCULAR
S47 S47 S48 S48 S49	TORX – ALYAN / PUNCH - KAZIMA TAKIMLARI TORX PUNCH TAKIMLARI ALYAN PUNCH TAKIMLARI TORX KAZIMA TAKIMLARI ALYAN KAZIMA TAKIMLARI DÖNER BROŞ AÇMA TAKIMLARI
S50	S-DRILL TAKMA UÇLU MATKAP TAKIMLARI VE UÇLARI S-DRILL UÇLAR
S52-S53 S54 S55	DIŞ AÇMA FREZELEME TAKIMLARI VE UÇLARI DIŞ AÇMA FREZELEME TAKIMLARI C14-C21 DIŞ TARAĞI UÇLARI DIŞ UCU ÖZEL PROFİL BİLGİ ALMA FORMU
S57 S58 S59	SEGMAN UÇLARI VE TAKIMLARI SEGMAN TAKIMLARI SEGMAN UÇLARI (DIN471) ÖZEL PROFİL SEGMAN UÇLARI BİLGİ ALMA FORMU
ÖZEL ÇÖZÜMLER	
S70-72 S73-S75 S75 S76	SUPAP YUVASI İŞLEME UÇLARI VE TAKIMLARI SUPAP YUVASI İŞLEME TAKIMLARI SUPAP YUVASI İŞLEME UÇLARI SUPAP YUVASI İŞLEME ÖZEL UÇ BİLGİ ALMA FORMU PİLOT MILLER

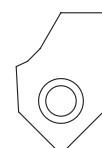
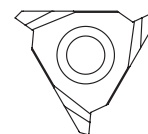
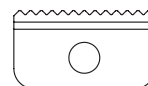
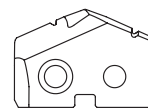
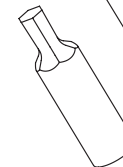
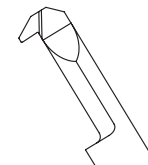
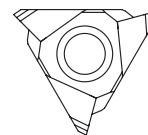
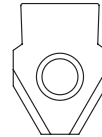
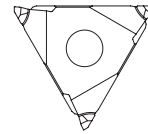
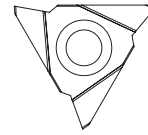


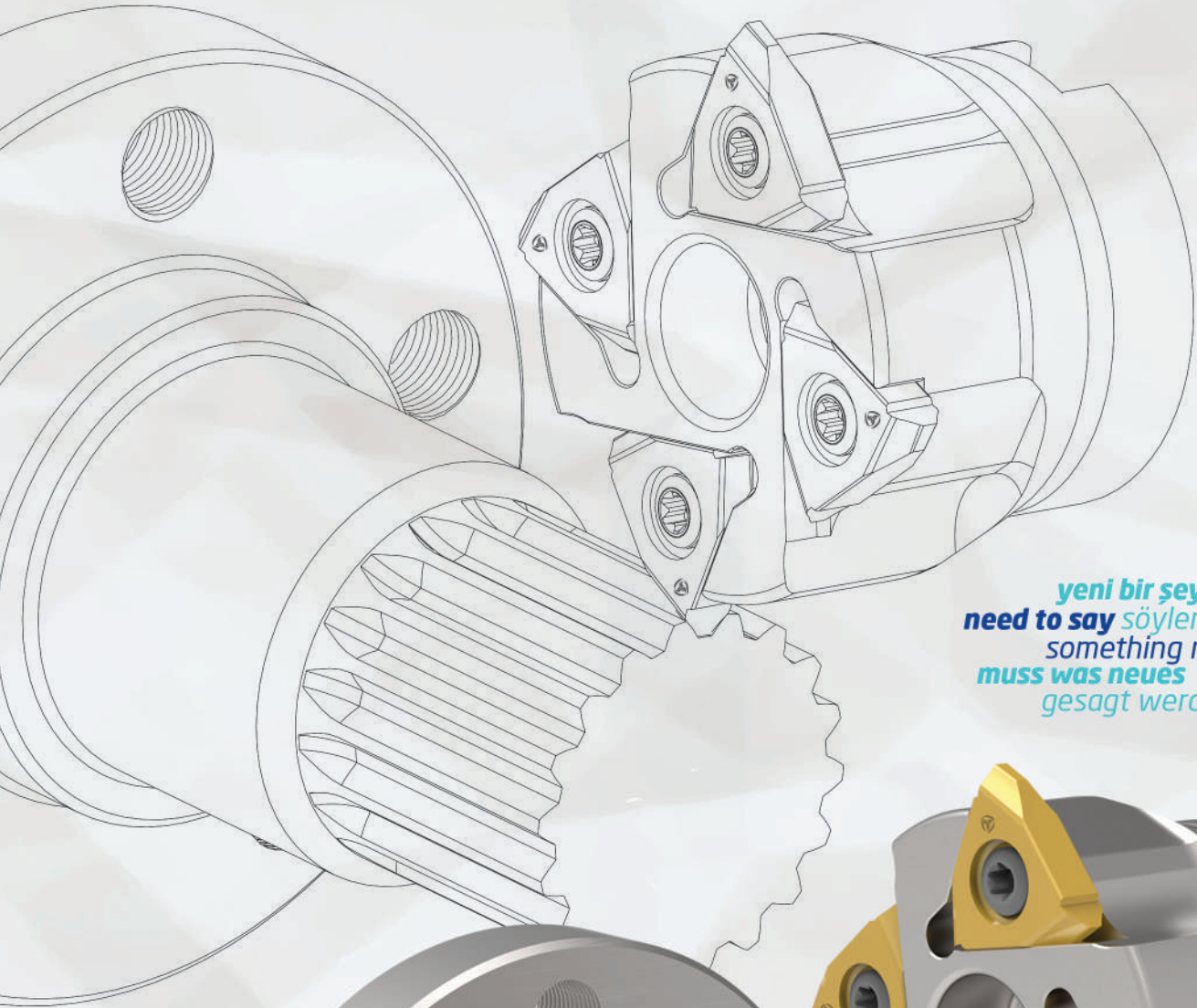
CONTENTS




POLY-V BELT PULLEY GROOVING INSERTS AND TOOLHOLDERS		P8-P11 P8-P11 P8-P11
INSERTS FOR GROOVING SINGLE V-RIBBED PULLEYS INSERTS FOR GROOVING DOUBLE V-RIBBED PULLEYS INSERTS FOR GROOVING MULTI V-RIBBED PULLEYS		
GROOVING, FACE GROOVING INSERTS AND TOOLHOLDERS		P12-P15 P12-P15 P12-P15
FACE GROOVING INSERTS AND TOOLHOLDERS INSERTS AND TOOLHOLDERS FOR GROOVING CORNER RELIEFS WITH RADIUS INFORMATION FORM FOR SPECIAL GROOVING INSERTS		
BROACHING (KEYWAY) INSERTS AND TOOLHOLDERS		P16-P19 P16-P19 P16-P19 P16-P19 P16-P19
BROACHING TOOLHOLDERS BROACHING (KEYWAY) INSERTS (DIN138) (TOLERANCE C11) BROACHING (KEYWAY) INSERTS (DIN6885) (TOLERANCE P9) INSERTS FOR KEYWAY CHAMFERING INFORMATION FORM FOR SPECIAL PROFILE BROACHING INSERTS		
WHIRLING INSERTS AND TOOLHOLDERS		P26-P29 P26-P29 P26-P29 P26-P29 P26-P29 P26-P29
WHIRLING TOOLHOLDERS (RING) WHIRLING INSERTS (ISO 5835) WHIRLING INSERTS (ISO 9268) WHIRLING INSERTS (ISO 9268) WHIRLING INSERTS (METRIC DIN 13) INFORMATION FORM FOR WHIRLING INSERTS		
MINI CUT TOOLHOLDERS		P31 P32-P40 P41 P42 P43 P45
INTERNAL MINI CUT TOOLS GROOVING MINI CUT TOOLS THREADING MINI CUT TOOLS MINI CUT FACE GROOVING TOOLS INFORMATION FORM FOR SPECIAL PROFILE MINI CUT TOOLS MINI CUT HOLDERS		
TORX - ALLEN / PUNCH - BROACH SET		P47 P47 P48 P48 P49
TORX PUNCH ALLEN PUNCH TORX BROACH ALLEN BROACH ROTARY BROACH TOOL HOLDER		
INDEXABLE S-DRILLS AND INSERTS		P50
INDEXABLE S-DRILL INSERTS		
THREAD MILLING TOOLHOLDERS AND INSERTS		P52-P53 P54 P55
THREAD MILLING TOOLHOLDERS AND INSERTS C14-C21 THREAD PITCH GAUGE INSERTS INFORMATION FORM FORE SPECIAL PROFILE THREADING INSERT		
RING INSERTS AND TOOLHOLDERS		P57 P58 P59
RING TOOLHOLDERS RING INSERTS (DIN471) SPECIAL PROFILE RING INSERTS INFORMATION FORM		
SPECIAL SOLUTIONS		
VALVE SEAT INSERTS AND TOOLHOLDERS		P70-P72 P73-P75 P75 P76
VALVE SEAT TOOLHOLDERS VALVE SEAT INSERTS INFORMATION FORM FOR VALVE SEAT INSERTS CARBIDE PILOT FOR VALVE SEAT		

P8-P11 P8-P11 P8-P11	WENDESCHNEIDPLATTEN UND WERKZEUGE FÜR POLY-V RIEMENSCHLEIBEN WENDESCHNEIDPLATTEN UND WERKZEUGE ZUM NUTEN VON KEILRIPPENSCHLEIBEN WENDESCHNEIDPLATTEN UND WERKZEUGE ZUM NUTEN VON DUAL KEILRIPPENSCHLEIBEN WENDESCHNEIDPLATTEN UND WERKZEUGE ZUM NUTEN VON MULTI KEILRIPPENSCHLEIBEN
P12-P15 P12-P15 P12-P15	WENDESCHNEIDPLATTEN UND WERKZEUGE FÜR NUTEN UND OBERFLÄCHENNUTEN WENDESCHNEIDPLATTEN UND WERKZEUGE FÜR OBERFLÄCHENNUTEN WENDESCHNEIDPLATTEN UND WERKZEUGE FÜR AXIAL FREISTICHE INFORMATIONSFOM FÜR SONDER WENDESCHNEIDPLATTEN
P16-P19 P16-P19 P16-P19 P16-P19 P16-P19	WENDESCHNEIDPLATTEN UND WERKZEUGHALTER FÜR DIE NUTBEARBEITUNG WERKZEUGHALTER FÜR DIE NUTBEARBEITUNG WENDESCHNEIDPLATTEN FÜR DIE NUTBEARBEITUNG WENDESCHNEIDPLATTEN FÜR DIE NUTBEARBEITUNG (DIN6885) (P9 TOLERANZ) WENDESCHNEIDPLATTEN FÜR KEILNUTUNGSBEARBEITUNGEN INFORMATIONSFOMULAR FÜR SONDER WENDESCHNEIDPLATTEN ZUR NUTUNGSBEARBEITUNGEN
P26-P29 P26-P29 P26-P29 P26-P29 P26-P29 P26-P29	WENDESCHNEIDPLATTEN UND WERKZEUGHALTER ZUM GEWINDEWIRBELN GEWINDEWIRBEL (RING) GEWINDEWIRBEL FÜR (ISO 5835) GEWINDEWIRBEL FÜR (ISO 9268) GEWINDEWIRBEL FÜR (ISO 9268) GEWINDEWIRBEL FÜR (METRIK DIN 13) INFORMATIONSFROM FÜR GEWINDEWIRBEL
P31 P32-P40 P41 P42 P43 P45	MINI CUT WERKZEUGE MINI CUT WERKZEUGE FÜR INNENBOHRUNG MINI CUT WERKZEUGE FÜR NUTEN GEWINDE MINI CUT WERKZEUGE WENDESCHNEIDPLATTEN INFORMATOINSFORM FÜR SONDERPROFIL MINI CUT WERKZEUGE MINI CUT HALTER
P47 P47 P48 P48 P49	WINKELSCHRAUBENDREHER / EINSATZRING SET TORX STANZWERKZEUGE WINKELSCHRAUBENDREHER WERKZEUGE SCHRAUBENRING WINKELSCHRAUBENDREHERRING HALTER FÜR ROTATIONSRAUMWERKZEUGE
P50	S-SYSTEM VOLLBOHRER/BEZEICHNUNGSSYSTEM FÜR VOLLBOHRER S-SYSTEM BOHRSPITZEN
P52-P53 P54 P55	GEWINDEFÄSSERWERKZEUGE GEWINDEFÄSSERWERKZEUGE WENDESCHNEIDPLATTEN FÜR C14-C21 GEWINDESTEIFUNG INFORMATIONSFOMULAR FÜR SONDER GEWINDEPLATTEN
P57 P58 P59	RINGPLATTEN UND WERKZEUGE RINGPLATTEN WERKZEUGE RINGPLATTEN (DIN471) INFORMATIONSFOM FÜR SONDERRINGPLATTEN
SONDERLÖSUNGEN	
P70-P72 P73-P75 P75 P76	WENDESCHNEIDPLATTEN UND WERKZEUGE FÜR VENTILSITZE WENDESCHNEIDPLATTEN FÜR VENTILSITZE BOHRUNGSSPITZEN FÜR VENTILSITZ BEARBEITUNG INFORMATIONSFOM FÜR SONDER VENTILSITZ BEARBEITUNG METALLSCHAFT FÜR VENTILSITZ





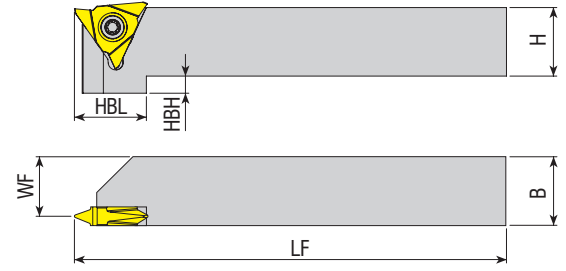
yeni bir şeyler
need to say söylemek lazım...
something new...
muss was neues
gesagt werden



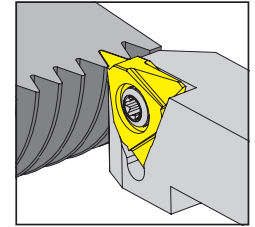
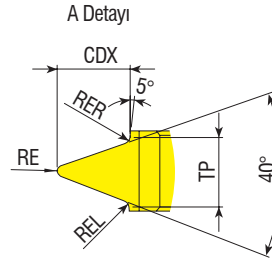
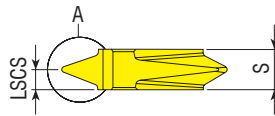
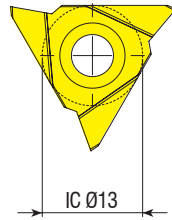

POLY-V

KAYIŞ KASNAK KANAL AÇMA UÇLARI VE TAKIMLARI
POLY-V BELT PULLEY GROOVING INSERTS AND TOOLHOLDERS
WENDESCHNEIDPLATTEN UND WERKZEUGE FÜR
POLY-V RIEMENSCHLEIBEN





Takım Kodu Ordering Code Bestell-Bezeichnung	Stok Stock Lager		Takım Ölçüleri (mm) Dimension (mm) Abmessung (mm)					Kesici Uç Insert Wendeschneidplatte	Yedek Parçaları / Spare Parts / Ersatzteile		
	R	L	H	B	WF	LF	HBL		HBH	Sıkma Vidası Screw Schraube	Tork Anahtar Torx Key Torx-Schlüssel
ADKT-T12P-R/L-1616-T5	●	●	16	16	13.50	125	21	5	T12...	1020-M5x14	80-T20
ADKT-T12P-R/L-2020-T5	●	●	20	20	17.50	125	21	5			
ADKT-T12P-R/L-2525-T5	●	●	25	25	22.50	150	-	-			
ADKT-T12P-R/L-3232-T5	●	●	32	32	29.50	170	-	-			



Uç Kodu Insert Code Wendeplatten-Bezeichnung	Stok Stock Lager		Uç Ölçüleri (mm) Insert Dimension (mm) Abmessung (mm)							Kalite Grade Sorte
	R	L	DIN/ISO KODU	TP	S	RE	RER / REL	LSCS	CDX	
T12.10.0234.PJ.R/L	●	●	PJ	2.34	5.20	0.36	0.24	2.60	2.08	VK20F01
T12.10.0356.PK.R/L	●	●	PK	3.56	5.20	0.44	0.35	2.60	3.40	VK20F01
T12.10.0470.PL.R/L	●	●	PL	4.70	5.20	0.36	0.45	2.60	4.90	VK20F01

R: Sağ / Right / Rechts L: Sol / Left / Links

● Stokta / In Stock / Auf Lager ○ Stokta Yok / Non Stock Item / Kein Lagerartikel, Lieferzeit auf Anfrage

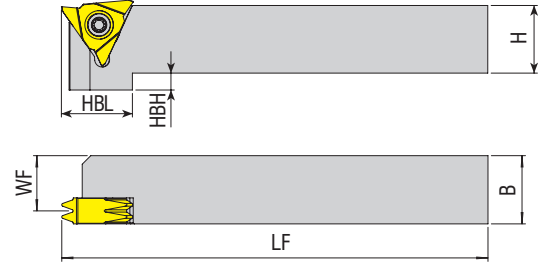
ADKT-T12P... Tipi katepler ile kullanınız. / Use with ADKT-T12P... Type toolholder. / Einsatz mit ADKT-T12P...-Werkzeughalter

İndekslemede boy $\pm 0,02$ mm / Indexability length $\pm 0,02$ mm / Wiederholgenauigkeit Länge $\pm 0,02$ mm

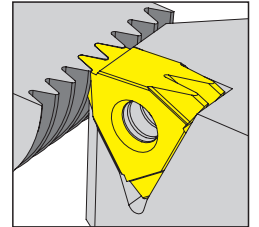
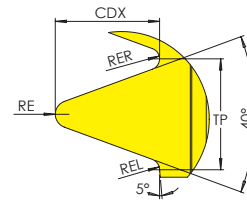
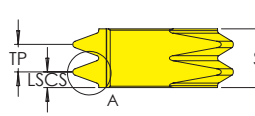
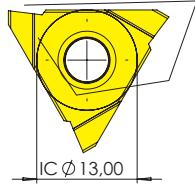

Diğer ölçü talepleriniz için müşteri temsilciniz ile irtibata geçiniz. / For other dimension request, contact with customer representative. / Für weitere Abmessungen kontaktieren Sie bitte den Vertrieb.

Sipariş Örneği/Ordering Example/Bestellbeispiel

1 ad./pcs./stück ADKT-T12P-R-1616-T5



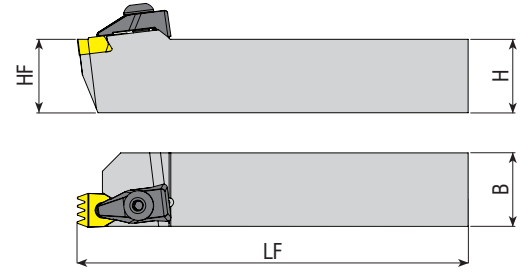
Takım Kodu Ordering Code Bestell-Bezeichnung	Stok Stock Lager		Takım Ölçüleri (mm) Dimension (mm) Abmessung (mm)					Kesici Uç Insert Wendeschnidplatte	Yedek Parçaları / Spare Parts / Ersatzteile		
	R	L	H	B	WF	LF	HBL		HBH	Sıkma Vidası Screw Schraube	Tork Anahtar Torx Key Torx-Schlüssel
ADKT-T30P-R-1616-3.56	●	●	16	16	12.2	125	20	5	T30...	1020x M4.5 X14	80-T20
ADKT-T30P-R-1616-2.34	●	●	16	16	12.2	125	20	5			
ADKT-T30P-R-2020-3.56	●	●	20	20	16.2	125	20	3			
ADKT-T30P-R-2020-2.34	●	●	20	20	16.2	125	20	3			
ADKT-T30P-R-2525-3.56	●	●	25	25	21.2	150	-	-			
ADKT-T30P-R-2525-2.34	●	●	25	25	21.2	150	-	-			
ADKT-T30P-R-3232-3.56	●	●	32	32	28.2	170	-	-			
ADKT-T30P-R-3232-2.34	●	●	32	32	28.2	170	-	-			



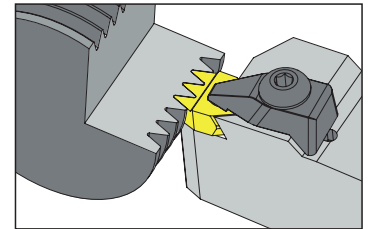
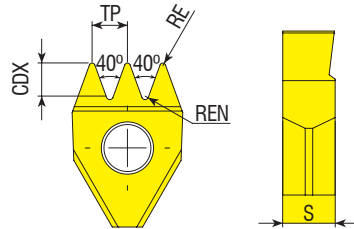
Uç Kodu Insert Code Wendeplatten-Bezeichnung	Stok Stock Lager	Uç Ölçüleri (mm) Insert Dimension (mm) Abmessung (mm)						Kalite Grade Sorte
		DIN/ISO KODU	TP	S	RER/RE	LSCS	CDX	
T30.07.0234.PJ.x2	●	PJ	2.34	7.60	0.24	2.60	2.08	VK20F01
T30.07.0356.PK.x2	●	PK	3.56	7.60	0.35	2.60	3.40	VK20F01

R: Sağ / Right / Rechts L: Sol / Left / Links
● Stokta / In Stock / Auf Lager ○ Stokta Yok / Non Stock Item / Kein Lagerartikel, Lieferzeit auf Anfrage

Sipariş Örneği/Ordering Example/Bestellbeispiel
1 ad./pcs./stück ADKT-T30P-R-1616-3.56



Takım Kodu Ordering Code Bestell-Bezeichnung	Stok Stock Lager		Takım Ölçüleri (mm) Dimension (mm) Abmessung (mm)			Kesici Uç Insert Wendeschneidplatte	Baskı Pabucu Wedge Clamp Spannpratze	Pabuç Vidası Clamp Screw Schraube	Anahtar Allen Key Innensechskantschlüssel
	R	L	HF=H	B	LF				
ATPVK 2020 K2.34X4	○	○	20	20	125	B26.07.0234.PJ.x4	ATK-04	AKV-19-M7X25	AAL-05-4
ATPVK 2525 M2.34X4	○	○	25	25	150				
ATPVK 3232 P2.34X4	●	○	32	32	170				
ATPVK 2020 K3.56X4	○	○	20	20	125				
ATPVK 2525 M3.56X4	○	○	25	25	150	B26.07.0356.PK.x4	ATK-04	AKV-19-M7X25	AAL-05-4
ATPVK 3232 P3.56X4	●	○	32	32	170				
new ATPVK 2020 K3.56X3	○	○	20	20	125				
new ATPVK 2525 M3.56X3	○	○	25	25	150	B26.07.0356.PK.x3	ATK-04	AKV-19-M7X25	AAL-05-4
new ATPVK 3232 P3.56X3	○	○	32	32	170				
ATPVK 2020 K4.7X3	○	○	20	20	125	B26.07.0470.PL.x3	ATK-04	AKV-19-M7X25	AAL-05-4
ATPVK 2525 M4.7X3	○	○	25	25	150				
ATPVK 3232 P4.7X3	●	○	32	32	170				




Uç Kodu Insert Code Wendepplatten-Bezeichnung	Stok Stock Lager	Uç Ölçüleri (mm) Insert Dimension (mm) Abmessung (mm)					Kalite Grade Sorte	
		DIN/ISO KODU	TP	S	RE	REN		CDX
B26.07.0234.PJx4	●	PJ	2.34	7	0.36	0.24	2.05	VK10F01
new B26.07.0356.PKx3	●	PK	3.56	7	0.45	0.35	3.35	VK10F01
B26.07.0356.PKx4	●	PK	3.56	7	0.45	0.35	3.35	VK10F01
B26.07.0470.PLx3	●	PL	4.70	7	0.38	0.45	4.85	VK10F01

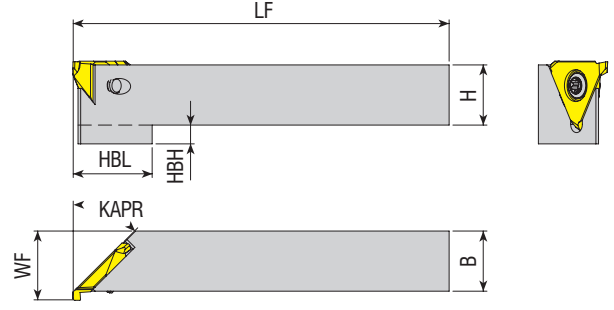
R: Sağ / Right / Rechts L: Sol / Left / Links
● Stokta / In Stock / Auf Lager ○ Stokta Yok / Non Stock Item / Kein Lagerartikel, Lieferzeit auf Anfrage

Sipariş Örneği/Ordering Example/Bestellbeispiel
1 ad./pcs./stück ATPVK 2020 K2.34X4

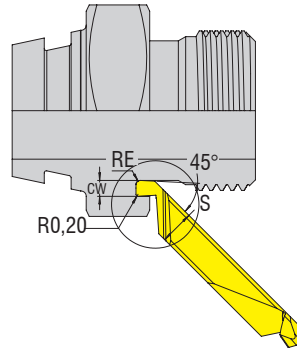
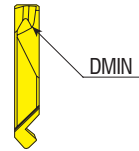
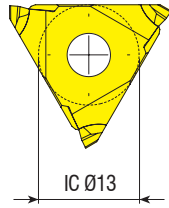

KANAL AÇMA

KANAL AÇMA, KÖŞE BOŞALTMA UÇLARI ve TAKIMLARI
INSERTS and TOOLHOLDERS FOR GROOVING CORNER RELIEFS
WENDESCHNEIDPLATTEN UND WERKZEUGE FÜR
AXIAL FREISTICHE





Takım Kodu Ordering Code Bestell-Bezeichnung	Stok Stock Lager		Takım Ölçüleri (mm) Dimension (mm) Abmessung (mm)						Kesici Uç Insert Wendeschnidplatte	Yedek Parçaları / Spare Parts / Ersatzteile		
	R	L	H	B	WF	LF	HBL	HBH		KAPR	Sıkma Vidası Screw Schraube	Tork Anahtar Torx Key Torx-Schlüssel
AAUT-T20-R/L-1616-45	●	●	16	16	18.3	125	21	5	45°			
AAUT-T20-R/L-2020-45	●	●	20	20	22.3	125	21	5	45°	T20...	1020-M5x7.5	80-T20
AAUT-T20-R/L-2525-45	●	●	25	25	27.3	150	-	-	45°			

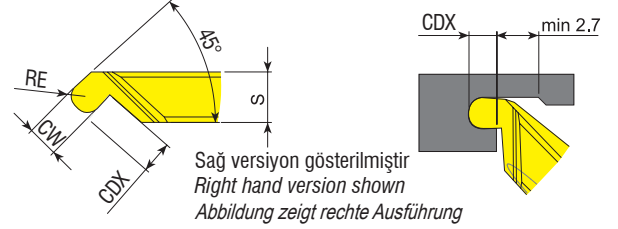
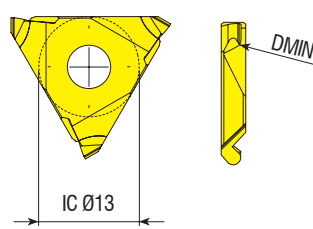


Sağ versiyon gösterilmiştir
 Right hand version shown
 Abbildung zeigt rechte Ausführung

Uç Kodu Insert Code Wendeplatten-Bezeichnung	Stok Stock Lager		Uç Ölçüleri (mm) Insert Dimension (mm) Abmessung (mm)					Kalite Grade Sorte	Minimum Çap Ø Minimum Diameter Ø Kleinsten Durchmesser ø	Kanal Derinliği Depth of Groove Up to Stechtiefe bis zu	Kanal Genişliği Width of Groove Stechbreite
	R	L	CW	S	RE	CDX	DMIN				
T20.00.0815.45.04R/L	●	●	1.5	3.25	0.4	1.6	8	VK20F01	8	1.6	1.5
T20.00.1220.45.05R/L	●	●	2.0	3.25	0.5	1.8	12	VK20F01	12	1.8	2.0
T20.00.2024.45.06R/L	●	●	2.4	3.25	0.6	2.0	20	VK20F01	20	2.0	2.4

AAUT. Tipi katerlerle kullanınız. / Use with AAUT type toolholder. / Einsatz mit AAUT-Werkzeughalter
 Kullanım öncesinde dip boşluk işlenmiş olmalıdır. / The undercut must be placed before axial machining. / Der Freistich muss vor der Axialbearbeitung gefertigt werden
 İndekslenliğinde boy ±0.02mm / Indexability length ±0.02mm / Wiederholgenauigkeit Länge ± 0,02 mm

Sipariş Örneği/Ordering Example/Bestellbeispiel
 1 ad./pcs./stück AAUT-T20-R/L-1616-45



Uç Kodu Insert Code Wendepplatten-Bezeichnung	Stok Stock Lager		Uç Ölçüleri (mm) Insert Dimension (mm) Abmessung (mm)					Kalite Grade Sorte	Minimum Çap Ø Minimum Diameter Ø Kleinstes Durchmesser ø	Kanal Derinliği Depth of Groove Up to Stechtiefe bis zu	Kanal Genişliği Width of Groove Stechbreite
	R	L	CW	S	RE	CDX	DMIN				
T20.00.1220.45.10R/L	●	●	2.0	3.25	1.0	1.8	12	VK20F01	12	1.8	2

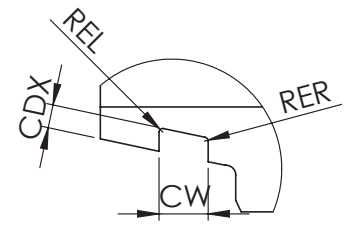
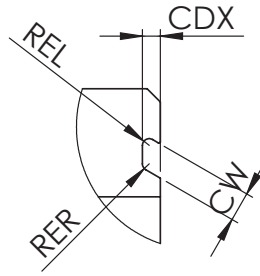
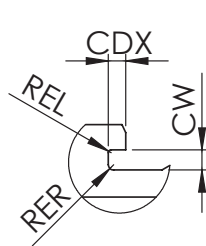
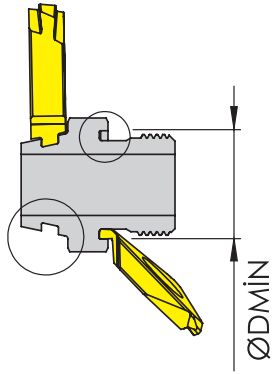
AAUT. Tipi katerlerle kullanınız. / Use with AAUT type toolholder. / Einsatz mit AAUT-Werkzeughalter
 Kullanım öncesinde dip boşluk işlenmiş olmalıdır. / The undercut must be placed before axial machining. / Der Freistich muss vor der Axialbearbeitung gefertigt werden
 İndekslediğinde boy $\pm 0.02\text{mm}$ / Indexability length $\pm 0.02\text{mm}$ / Wiederholgenauigkeit Länge $\pm 0,02\text{ mm}$

R: Sağ / Right / Rechts L: Sol / Left / Links

● Stokta / In Stock / Auf Lager ○ Stokta Yok / Non Stock Item / Kein Lagerartikel, Lieferzeit auf Anfrage


Sipariş Örneği/Ordering Example/Bestellbeispiel

1 ad./pcs./stück T20.00.1220.45.10R/L



ÖZEL KANAL UCU BİLGİ ALMA FORMU
INFORMATION FORM FOR SPECIAL GROOVING INSERTS
INFORMATIONFORM FÜR SONDER WENDESCHNEIDPLATTEN

CW	CDX	RER	REL	DMIN	İŞPARÇASI MALZEMESİ / WORKPIECE MATERIAL/ WERKSTÜCKMATERIAL



KANAL AÇMA
GROOVING
EINSTECHBOHRUNG

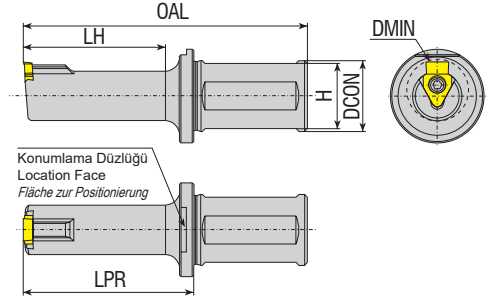
BROŞ

BROŞ ÇEKME UÇLARI ve TAKIMLARI


BROACHING INSERTS and TOOLHOLDERS

*WENDESCHNEIDPLATTEN UND WERKZEUGHALTER FÜR
DIE NUTBEARBEITUNG*

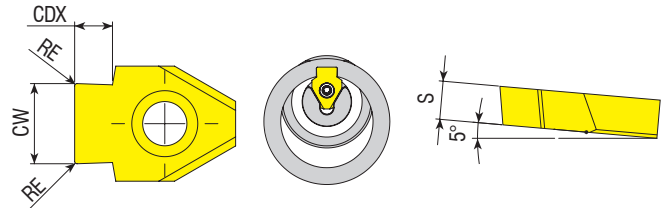




Takım Kodu Ordering Code Bestell-Bezeichnung	Stok Stock Lager	Takım Ölçüleri (mm) Dimension (mm) Abmessung (mm)						Kesici Uç Insert Wendeschneidplatte	Yedek Parçaları / Spare Parts / Ersatzteile	
		DMIN	LH	DCON	OAL	LPR	H		Sıkma Vidası Screw Schraube	Tork Anahtar Torx Key Torx-Schlüssel
ABT-B41-D17-Y25-L90-I040	●	17	40	25	90	50	23			
ABT-B41-D17-Y25-L105-I065	●	17	65	25	105	75	23			
ABT-B41-D22-Y25-L100-I050	●	22	50	25	100	60	23			
ABT-B41-D22-Y25-L125-I070	●	22	70	25	125	80	23			
ABT-B42-D30-Y32-L100-I050	●	30	50	32	100	60	30			
ABT-B42-D30-Y32-L125-I075	●	30	75	32	125	85	30			
ABT-B42-D30-Y32-L170-I110	●	30	110	32	170	120	30			
ABT-B42-D38-Y32-L100-I050	●	38	50	32	100	60	30			
ABT-B42-D38-Y32-L125-I075	●	38	75	32	125	85	30			
ABT-B42-D40-Y32-L100-I050	●	40	50	32	100	60	30			
ABT-B42-D40-Y32-L125-I075	●	40	75	32	125	85	30			



DIN138 (Tolerans C11) torna ve freze tezgahlarında broş çekme uçları.
DIN138 (Tolerance C11) inserts for keyway broaching on lathe and milling machines.
DIN 138 (Toleranz C11) Wendeplatten für Keilnutenfertigung auf Dreh- und Fräsmaschinen



Uç Kodu Insert Code Wendeplatten-Bezeichnung	Stok Stock Lager	Uç Ölçüleri (mm) Insert Dimension (mm) Abmessung (mm)					UYUMLU TAKIM / COMPATIBLE TOOLHOLDER / KOMPATIBLES WERKZEUG
		CW	RE	CDX	S	DMIN	
B41.00.0612.085.VP3001	●	6.12	0.85	2.6	4.0	22	ABT-B41-D22...
B41.00.0713.085.VP3001	●	7.13	0.85	3.3	4.0	22	
B41.00.0813.105.VP3001	●	8.13	1.05	3.4	4.0	22	
B42.00.1013.105.VP3001	●	10.13	1.05	4.2	6.0	30	ABT-B42-D30...
B42.00.1215.135.VP3001	●	12.15	1.35	5.1	6.0	38	ABT-B42-D38...
B42.00.1215.175.VP3001	●	12.15	1.75	6.6	6.0	38	
B42.00.1215.225.VP3001	●	12.15	2.25	8.5	6.0	38	

Tipik kesme şartları / Typical cutting conditions Tipik kesme şartları / Typical cutting conditions / Standard-Schneidbedingungen: İlerleme (Vf): 3000-8000 mm/dak (min)
/ Paso (ap): 0.02-0.08 mm / Vorschub (Vf): 3000-8000 mm/min

R: Sağ / Right / Rechts L: Sol / Left / Links


● Stokta / In Stock / Auf Lager ○ Stokta Yok / Non Stock Item / Kein Lagerartikel, Lieferzeit auf Anfrage

Sipariş Örneği/Ordering Example/Bestellbeispiel
1 ad./pcs./stück ABT-B41-D17-Y25-L90-I040

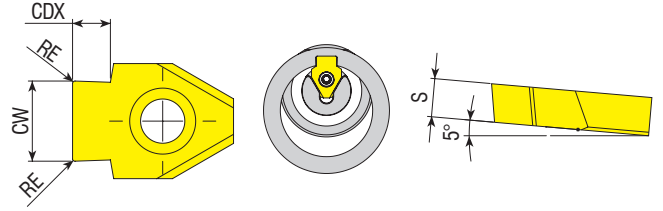
BROŞ ÇEKME UÇLARI ve TAKIMLARI

BROACHING INSERTS and TOOLHOLDERS

WENDESCHNEIDPLATTEN UND WERKZEUGHALTER FÜR DIE NUTBEARBEITUNG



DIN6885 (Tolerans P9) torna ve freze tezgahlarında broş çekme uçları.
DIN6885 (Tolerance P9) inserts for keyway broaching on lathe and milling machines.
DIN6885 (Toleranz P9) Wendeplatten für Keilnutenfertigung auf Dreh- und Fräsmaschinen



Uç Kodu Insert Code


Wendeplatten-Bezeichnungeidplatte

Stok
Stock
Lager

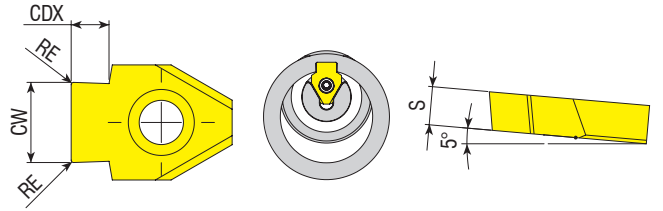
Uç Ölçüleri (mm)
Insert Dimension (mm)
Abmessung (mm)

		CW	RE	CDX	S	DMIN	UYUMLU TAKIM / COMPATIBLE TOOLHOLDER / KOMPATIBLES WERKZEUG
B41.00.0498.020.VP3001	●	4.98	0.20	2.7	4.0	17	ABT-B41-D17
B41.00.0598.020.VP3001	●	5.98	0.20	3.4	4.0	17	
B41.00.0798.020.VP3001	●	7.98	0.20	4.1	4.0	22	ABT-B41-D22
B42.00.0998.030.VP3001	●	9.98	0.30	4.2	6.0	30	ABT-B42-D30
B42.00.1197.030.VP3001	●	11.97	0.30	5.7	6.0	38	ABT-B42-D38
B42.00.1397.030.VP3001	●	13.97	0.30	6.8	6.0	40	ABT-B42-D40

Tipik kesme şartları / Typical cutting conditions / Standard-Schneidbedingungen: İlerleme (Vf): 3000-8000 mm/dak (min) / Paso (ap): 0.02-0.08 mm / Vorschub (Vf): 3000-8000 mm/min



DIN6885 (Tolerans JS9) torna ve freze tezgahlarında broş çekme uçları.
DIN6885 (Tolerance JS9) inserts for keyway broaching on lathe and milling machines.
DIN6885 (Toleranz JS9) Wendeplatten für Keilnutenfertigung auf Dreh- und Fräsmaschinen



Uç Kodu Insert Code

Wendeplatten-Bezeichnungeidplatte

Stok
Stock
Lager

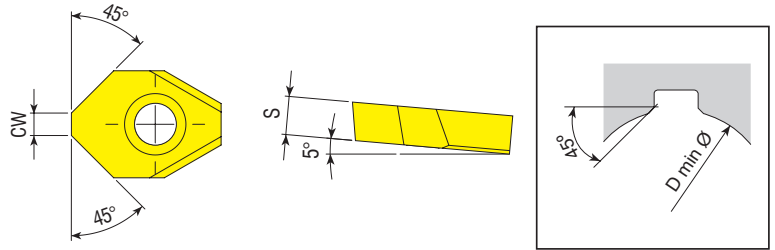
Uç Ölçüleri (mm)
Insert Dimension (mm)
Abmessung (mm)

		CW	RE	CDX	S	DMIN	UYUMLU TAKIM / COMPATIBLE TOOLHOLDER / KOMPATIBLES WERKZEUG
B41.00.0501.020.VP3001	●	5.01	0.20	2.7	4.0	17	ABT-B41-D17
B41.00.0601.020.VP3001	●	6.01	0.20	3.4	4.0	17	
B41.00.0801.020.VP3001	●	8.01	0.20	4.1	4.0	22	ABT-B41-D22
B42.00.1001.030.VP3001	●	10.01	0.30	4.2	6.0	30	ABT-B42-D30
B42.00.1200.050.VP3001	●	12.00	0.50	8.5	6.0	38	ABT-B42-D38
B42.00.1201.030.VP3001	●	12.01	0.30	5.7	6.0	38	
B42.00.1401.030.VP3001	●	14.01	0.30	6.8	6.0	40	ABT-B42-D40

Tipik kesme şartları / Typical cutting conditions / Standard-Schneidbedingungen: İlerleme (Vf): 3000-8000 mm/dak (min) / Paso (ap): 0.02-0.08 mm / Vorschub (Vf): 3000-8000 mm/min



Torna ve freze tezgahlarında kama kanalı pah kırma uçları.
Inserts for keyway chamfering on lathe and milling machines.
Wendeschnidplatten zum Anfasen von Keilnuten auf Dreh- und Fräsmaschinen



Uç Kodu Insert Code

Wendeplatten-Bezeichnungeidplatte

Stok
Stock
Lager

Uç Ölçüleri (mm)
Insert Dimension (mm)
Abmessung (mm)

		DMIN	CW	S	UYUMLU TAKIM / COMPATIBLE TOOLHOLDER / KOMPATIBLES WERKZEUG
B41.00.0150.CH.VP3001	●	17	1.5	4.0	ABT-B41-D17
B41.00.0300.CH.VP3001	●	22	3.0	4.0	ABT-B41-D22
B42.00.0600.CH.VP3001	●	30	6.0	6.0	ABT-B42-D30

Tipik kesme şartları / Typical cutting conditions / Standard-Schneidbedingungen: İlerleme (Vf): 3000-8000 mm/dak (min) / Paso (ap): 0.02-0.08 mm / Vorschub (Vf): 3000-8000 mm/min



R: Sağ / Right / Rechts L: Sol / Left / Links

● Stokta / In Stock / Auf Lager ○ Stokta Yok / Non Stock Item / Kein Lagerartikel, Lieferzeit auf Anfrage

Sipariş Örneği/Ordering Example/Bestellbeispiel

1 ad./pcs./stück B41.00.0498.020.VP3001

PROFİL VERİLMİŞ UÇLAR / PROFILED INSERTS / PROFIL-WENDESCHNEIDPLATTEN
ÖRNEK PROFİLLER / EXAMPLES OF PROFILES / BEISPIELE FÜR PROFILE



Profil uçlar müşterilerimizin özel taleplerine göre üretilmektedir.
Profiled inserts are manufactured according to customer special requirements.
Die Profil-Wendeschneidplatten werden nach Kundenwunsch gefertigt.

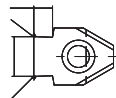
1



Üretmemizi istediğiniz Uçun teknik özelliklerini veya bir örneğini bize gönderin.
Send us the technical specifications or a sample of the insert you want to produce.
Bitte lassen Sie uns ein Exemplar sowie die technischen Einzelheiten der gewünschten Wendeschneidplatte zukommen.



2



Sizin için bir teklif hazırlayalım.
We prepare an offer for you.
Wir werden für Sie ein Angebot vorbereiten.



3






Üretimi yapıp size göndereyim.
We produce it and ship it to you.
Wir werden es produzieren und Ihnen ausliefern.


BROŞ UCU BİLGİ ALMA FORMU / BROACHING INSERT INFORMATION FORM / INFORMATIONSBLATT FÜR DIE WENDESCHNEIDPLATTE DER NUTBEARBEITUNG

Broş ve Delik Ölçüleri / Dimension of Bore / Maße von Bohrungsdurchmesser und Nuten

b				
t				
r				
d/min*				
İş Parçası Malzemesi Work Material Werkstückmaterial				
Tolerans Grubu / Tolerance Group / Toleranzgruppe				
C11	P9	JS9	CUSTOM	

TULIP HEADS




DIŞ AÇMA
THREADING 
GEWINDE

DELİK İÇİ
TORNALAMA

BORING
BOHREN

ÖZEL FORMA AÇMA

SPECIAL FORMING
SONDER FORM BEARBEITUNG





IMPLANT NUT



DIŞ AÇMA
THREADING
GEWINDE


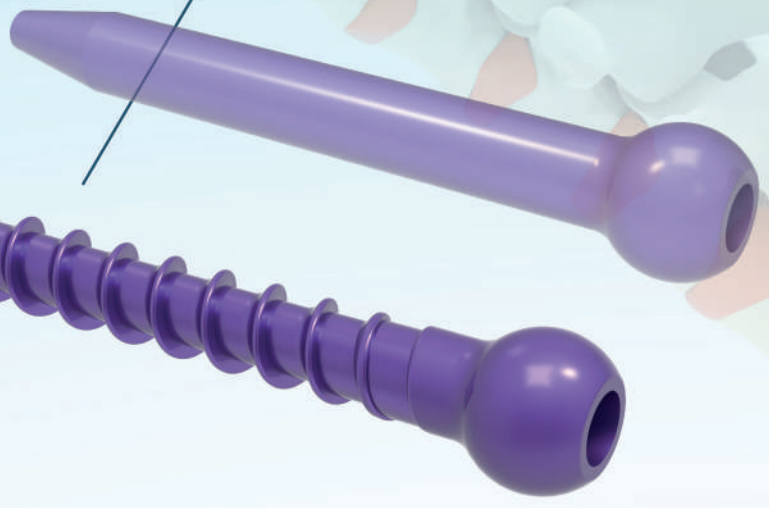



ALIN ÖZEL FORM
FACE SPECIAL FORMING
ALIN SONDERFORM

ALYAN PUNCH


ALLEN PUNCH
WINKELSCHRAUBENDEHER WERKZEUGE

WHIRLING
WHIRLING
WENDESCHNEIDPLATTEN



ALYAN / PUNCH - KAZIMA

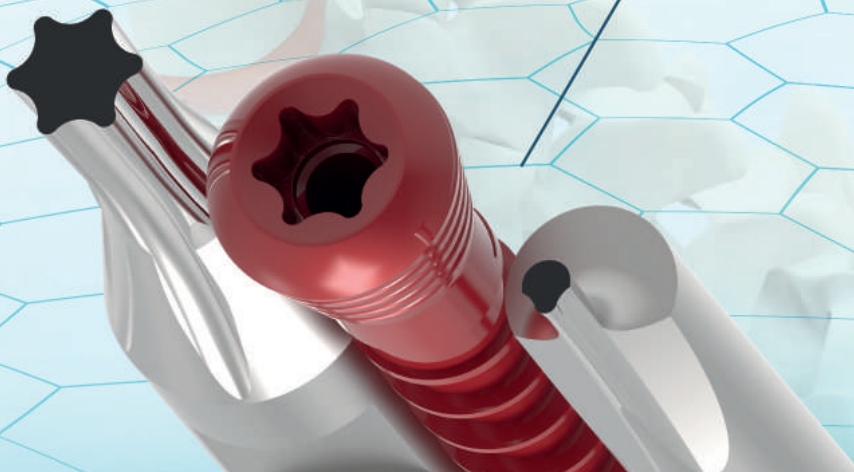
ALLEN / PUNCH - BROACH
WINKELSCHRAUBENDEHER
WERKZEUGE



IMPLANT SCREW

TORX / PUNCH - KAZIMA

TORX / PUNCH - BROACH
WINKELSCHRAUBENDREHER - RING




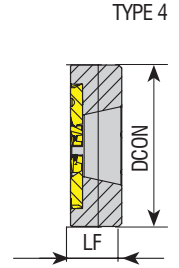
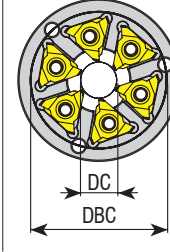
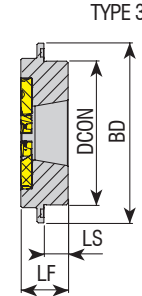
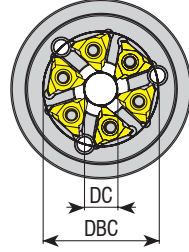
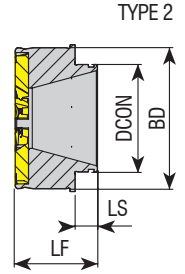
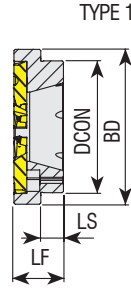
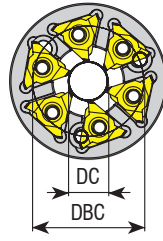
WHIRLING

WHIRLING UÇLARI ve TAKIMLARI

WHIRLING INSERTS and TOOLHOLDERS

WENDESCHNEIDPLATTEN UND WERKZEUGHALTER ZUM
GEWINDEWIRBELN





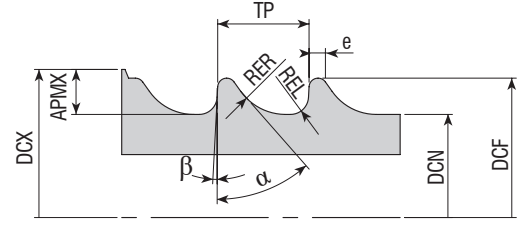
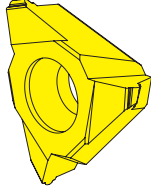
Makine Machine Maschine	Tahrikli WHIRLING Ünitesi Aggregate WHIRLING Unit Wirbelspindel	WHIRLING Ring Kodu WHIRLING Ring Code Wirbelring	Stok Stock Lager	Takım Ölçüleri (mm) Dimension (mm) Abmessung (mm)								Kesici Uç Insert Wendescheidplatte	Yedek Parçaları / Spare Parts / Ersatzteile	
				ZEPF	DC	DCON	DBC	BD	LS	LF	TYPE		Sıkma Vidası Screw Schraube	Tork Anahtar Torx Key Torx-Schlüssel
STAR	5914 72 00/68172	ATW-301-T09-D1240-Z06	●	6	12	40	33	47	7	15	1	T09....	4015 M4x11	80-T15
CITIZEN	BTW1000	ATW-302-T09-D1233-Z06	○	6	12	33	40	47	4	18.5	-			
	GSW101	ATW-303-T09-D0620-Z06	○	6	6	20	26	35	3.2	15	1			
	MWS101/KSW101	ATW-304-T09-D1240-Z06	○	6	12	40	32.5	46	2.5	15.5	1			
	LSW101/BSW215/ LSW215315													
	LSW424													
TORNOS	306101/307087	ATW-306-T09-D1240-Z06	●	6	12	40	31	57	3.5	15	-			
	417617	ATW-307-T09-D1250-Z06	○	6	12	50	40	67	3.5	15.4	-			
WTO	TN762004	ATW-308-T09-D1142-Z06	●	6	11	31.97	-	42	6.7	24.7	2			
	TN762006	ATW-309-T09-D2054-Z08	○	8	20	56.5	-	54	1.5	13.8	2			
TSUGAMI	3234 Y342	ATW-310-T09-D1252-Z06	●	6	12	52	42	65	8.7	17	3			
	3268 Y452	ATW-311-T09-D1252-Z06	○	6	12	52	44	52	10	10	3			
	3268 Y271	ATW-312-T09-D1252-Z06	○	6	12	52	38	54	6	19	3			
	3214 Y342	ATW-313-T09-D1650-Z06	○	6	16	50	40	62	8.5	20	3			
	3234 Y342	ATW-314-T09-D2052-Z06	○	6	20	52	42	65	8.7	17	3			
	3281-Y451	ATW-316-T09-D1252-Z06	●	6	12	52	44	52	-	17	4			
HANWHA	MADAULA	ATW-315-T09-D1245-Z06	○	6	12	45	-	56	8.5	15	1			

R: Sağ / Right / Rechts L: Sol / Left / Links

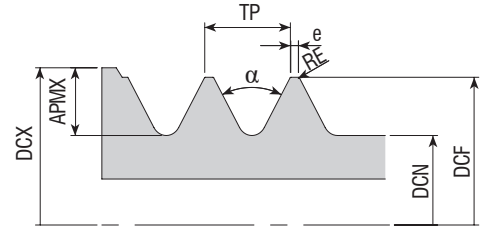
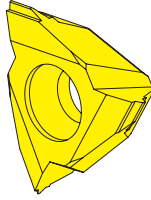

● Stokta / In Stock / Auf Lager ○ Stokta Yok / Non Stock Item / Kein Lagerartikel, Lieferzeit auf Anfrage

Sipariş Örneği/Ordering Example/Bestellbeispiel

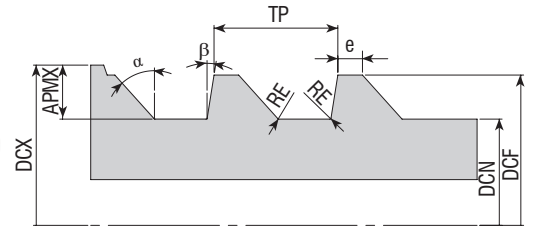
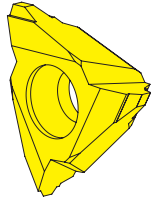

1 ad./pcs./stück ATW-301-T09-D1240-Z06



Uç Kodu Insert Code Wendeplatten-Bezeichnung	Kalite Grade Sorte		Standart ISO5835	Uç Ölçüleri (mm) Insert Dimension (mm) Abmessung (mm)									
	VK15U	VK15U01		TP	e	DCF	DCN	RER	REL	α	β	APMX	DCX
T09.HA150.D12	●	●	HA1.5	0.5	0.1	1.35 to 1.5	1.0 to 1.1	0.30	0.1	35°	3°	4	9
T09.HA200.D12	●	●	HA2.0	0.6	0.1	1.85 to 2.0	1.2 to 1.3	0.40	0.1	35°	3°	4	9
T09.HA270.D12	●	●	HA2.7	1	0.1	2.55 to 2.7	1.75 to 1.9	0.60	0.2	35°	3°	4	9.5
T09.HA350.D12	●	●	HA3.5	1.25	0.1	3.35 to 3.5	2.25 to 2.4	0.80	0.2	35°	3°	4	10
T09.HA400.D12	●	●	HA4.0	1.5	0.1	3.85 to 4.0	2.75 to 2.9	0.80	0.2	35°	3°	4	10.5
T09.HA450.D12	●	●	HA4.5	1.75	0.1	4.35 to 4.5	2.85 to 3.0	1.00	0.3	35°	3°	4	11
T09.HA500.D12	●	●	HA5.0	1.75	0.1	4.85 to 5.0	3.35 to 3.5	1.00	0.3	35°	3°	4	11
T09.HB400.D12	●	●	HB4.0	1.75	0.1	3.85 to 4.0	1.75 to 1.9	0.80	0.3	25°	5°	4	9.5
T09.HB650.D12	●	●	HB6.5	2.75	0.2	6.35 to 6.5	2.85 to 3.0	1.20	0.8	25°	5°	4	11



Uç Kodu Insert Code Wendeplatten-Bezeichnung	Kalite Grade Sorte		Standart ISO9268	Uç Ölçüleri (mm) Insert Dimension (mm) Abmessung (mm)							
	VK15U	VK15U01		TP	e	DCF	DCN	α	RE	APMX	DCX
T09.HC290.D12	○	○	HC2.9	1.06	0.1	2.79 to 2.90	2.03 to 2.18	60°	0.01	4	10.5
T09.HC350.D12	○	○	HC3.5	1.27	0.1	3.43 to 3.53	2.51 to 2.64	60°	0.01	4	11
T09.HC390.D12	○	○	HC3.9	1.27	0.1	3.78 to 3.91	2.77 to 2.92	60°	0.01	4	11.5
T09.HC420.D12	○	○	HC4.2	1.27	0.1	4.09 to 4.22	2.95 to 3.25	60°	0.01	4	12



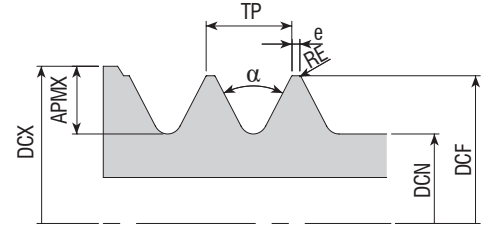

Uç Kodu Insert Code Wendeplatten-Bezeichnung	Kalite Grade Sorte		Standart ISO9268	Uç Ölçüleri (mm) Insert Dimension (mm) Abmessung (mm)								
	VK15U	VK15U01		TP	e	DCF	DCN	RE	α	β	APMX	DCX
T09.HD400.D12	○	○	HD4.0	1.59	0.1	3.97 to 4.03	2.89 to 2.95	0.01	45°	10°	4	11.5
T09.HD450.D12	○	○	HD4.5	2.18	0.1	4.47 to 4.53	2.89 to 2.95	0.01	45°	10°	4	12

R: Sağ / Right / Rechts L: Sol / Left / Links

● Stokta / In Stock / Auf Lager ○ Stokta Yok / Non Stock Item / Kein Lagerartikel, Lieferzeit auf Anfrage

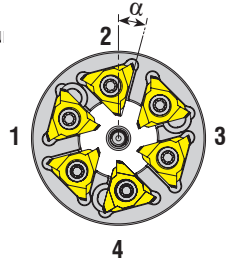
Sipariş Örneği/Ordering Example/Bestellbeispiel

1 ad./pcs./stück T09.HA150.D12



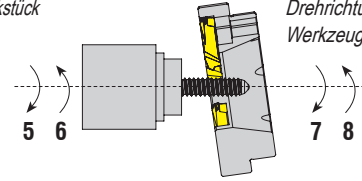
Uç Kodu Insert Code Wendeplatten-Bezeichnung	Kalite Grade Sorte		Standart DIN13	Uç Ölçüleri (mm) Insert Dimension (mm) Abmessung (mm)						
	VK15U	VK15U01		TP	DCF	DCN	a	RE	APMX	DCX
T09.M200.D12	●	●	M2	0.4	2	1.509	60	0.048	4	9
T09.M250.D12	●	●	M2.5	0.45	2.5	1.928	60	0.055	4	9.5
T09.M300.D12	●	●	M3	0.5	3	2.387	60	0.062	4	10
T09.M350.D12	●	●	M3.5	0.6	3.5	2.744	60	0.077	4	8.5
T09.M400.D12	●	●	M4.0	0.7	4	3.141	60	0.091	4	11
T09.M500.D12	●	●	M5.0	0.8	5	4.019	60	0.105	4	11.5
T09.M600.D12	●	●	M6.0	1	6	4.773	60	0.134	4	12.5
T09.M700.D12	●	●	M7.0	1	7	5.753	60	0.134	4	13.5
T09.M800.D12	●	●	M8.0	1.25	8	6.446	60	0.17	4	14

Kesme başlangıç pozisyonu
Cutting Start Position
Startposition Schneidvorgang



Y Eksen
Y Axis
Y Oсь

İş parçası dönüş yönü
Turning Direction of Workpiece
Drehrichtung Werkstück




WHIRLING ünitesi dönüş yönü
Turning Direction of WHIRLING unit
Drehrichtung Gewindewirbel
Werkzeug


Makine Özellikleri Machine Specifications Angaben zur Maschine		Malzeme Özellikleri Material Specifications Material Besonderheiten	
Makine Üreticisi Machine Manufacturer Maschinenhersteller		Malzeme (DIN, AISI v.b.) Material (DIN, AISI etc.) Material DIN, AISI etc.	
Makine Modeli Machine Model Maschinenbezeichnung		Ham Malzeme Çapı Raw Material Diameter Rohmaterial Durchmesser	
Tahrikli WHIRLING Ünitesi Üreticisi Live Tool Manufacturer Hersteller angetriebene Werkzeuge		Diş Profili Thread Profile Gewindeprofil	
Tahrikli WHIRLING Ünitesi Aggregate WHIRLING Unit Wirbelspindel		Profil Teknik Resmi Profile Technical Drawing Profilzeichnung	
Y - Eksen Y - Axis Y - Achse	Var Exist Ja <input type="checkbox"/>	Yok None Nein <input type="checkbox"/>	Hatve Pitch Steigung
Yüksek Basıncılı Soğutma High Pressure Coolant Hochdruckkühlung	Var Exist Ja <input type="checkbox"/>	Yok None Nein <input type="checkbox"/>	Tek Ağız One Start Eingängig
Kesme Başlangıç Pozisyonu Cutting Start Position Startposition Schneidvorgang	1 <input type="checkbox"/> 2 <input type="checkbox"/> 3 <input type="checkbox"/> 4 <input type="checkbox"/>		İki Ağız Two Starts Zweigängig
WHIRLING Ünitesi Dönüş Yönü Turning Direction of WHIRLING Unit Drehrichtung Gewindewirbel-Werkzeug	5 <input type="checkbox"/> 6 <input type="checkbox"/>		Müşteri Adı / Customer Name / Kundennamen:
İş Parçası Dönüş Yönü Turning Direction of Workpiece Drehrichtung Werkstück	7 <input type="checkbox"/> 8 <input type="checkbox"/>		Yetkili / Responsible Person / Ansprechpartner :
α Açısı α Angle Winkel	Not: Bu açı ürün performansına etki ettiğinden bildirilmesi gerekmektedir. Aksi halinde ring tarafımıza gönderilmelidir. Note: This angle effects the performance of inserts. If doesn't known, tool body should be send to AKKO. Hinweis: Dieser Winkel beeinflusst die Leistung der Wendschneidplatte. Sollte dieser Winkel unbekannt sein, können Sie das Werkzeug zur Fa. AKKO schicken.		
Not / Note / Notizen :			

MINI CUT TAKIMLAR


MINI CUT TOOLS
MINI CUT WERKZEUGE




01
DELİK İÇİ TORNALAMA
BORING
BOHREN



02
DIŞ AÇMA
THREADING
GEWINDE

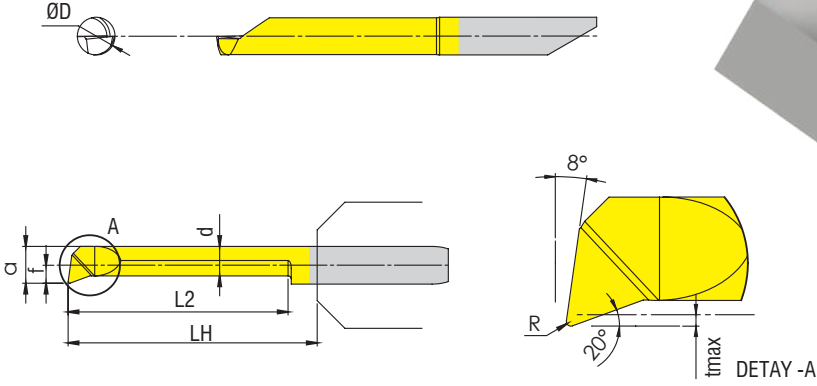


03
KANAL AÇMA
GROOVING
EINSTECHBOHRUNG



04
YÜZEY KANAL AÇMA
FACE GROOVING
OBERFLÄCHENEINSTECHBOHRUNG

MINI CUT BORING
DELİK İÇİ MINI CUT TAKIMLAR



Ürün Kodu
Product Code
Artikelnummer

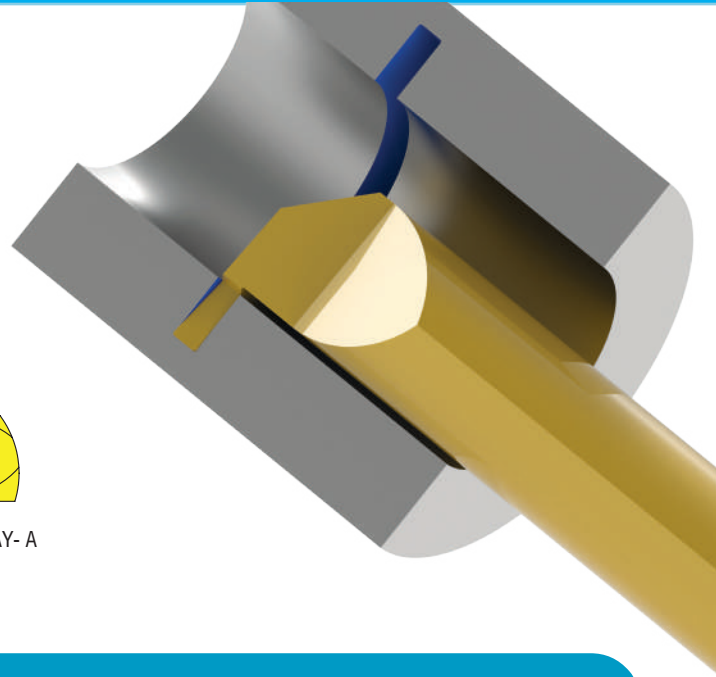
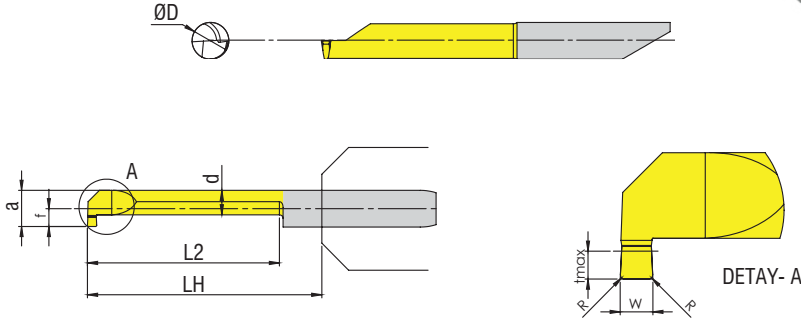
Takım Ölçüleri (mm)
Dimension (mm)
Abmessung (mm)

	L2	Ødmin	R	a	d	f	LH	tmax	ØD
VPB04.102.015	10.2	4.2	0.15	3.95	3.45	1.95	13	0.3	4
VPB04.152.015	15.20	4.2	0.15	3.95	3.45	1.95	18	0.3	4
VPB04.203.015	20.30	4.2	0.15	3.95	3.45	1.95	23	0.3	4
VPB04.254.015	25.40	4.2	0.15	3.95	3.45	1.95	28	0.3	4
VPB04.305.015	30.50	4.2	0.15	3.95	3.45	1.95	33	0.3	4
VPB04.356.015	35.60	4.2	0.15	3.95	3.45	1.95	38	0.3	4
VPB05.102.020	10.2	5.2	0.2	4.95	4.25	2.45	13	0.5	5
VPB05.152.020	15.20	5.2	0.2	4.95	4.25	2.45	18	0.5	5
VPB05.203.020	20.30	5.2	0.2	4.95	4.25	2.45	23	0.5	5
VPB05.254.020	25.40	5.2	0.2	4.95	4.25	2.45	28	0.5	5
VPB05.305.020	30.50	5.2	0.2	4.95	4.25	2.45	33	0.5	5
VPB05.356.020	35.60	5.2	0.2	4.95	4.25	2.45	38	0.5	5
VPB05.406.020	40.60	5.2	0.2	4.95	4.25	2.45	43	0.5	5
VPB06.102.020	10.2	6.2	0.2	5.95	5.25	2.95	13	0.5	6
VPB06.152.020	15.20	6.2	0.2	5.95	5.25	2.95	18	0.5	6
VPB06.203.020	20.30	6.2	0.2	5.95	5.25	2.95	23	0.5	6
VPB06.254.020	25.40	6.2	0.2	5.95	5.25	2.95	28	0.5	6
VPB06.305.020	30.50	6.2	0.2	5.95	5.25	2.95	33	0.5	6
VPB06.356.020	35.60	6.2	0.2	5.95	5.25	2.95	38	0.5	6
VPB06.406.020	40.60	6.2	0.2	5.95	5.25	2.95	43	0.5	6
VPB06.508.020	50.80	6.2	0.2	5.95	5.25	2.95	53	0.5	6
VPB07.254.020	25.40	7.2	0.2	6.95	6.25	3.45	28	0.5	7
VPB07.305.020	30.50	7.2	0.2	6.95	6.25	3.45	33	0.5	7
VPB07.356.020	35.60	7.2	0.2	6.95	6.25	3.45	38	0.5	7
VPB07.406.020	40.60	7.2	0.2	6.95	6.25	3.45	43	0.5	7
VPB07.508.020	50.80	7.2	0.2	6.95	6.25	3.45	53	0.5	7
VPB07.608.020	60.80	7.2	0.2	6.95	6.25	3.45	63	0.5	7

Sipariş Örneği/Ordering Example/Bestellbeispiel
1 ad./pcs./stück VPB.04.102.015

MINI CUT GROOVING

KANAL AÇMA MİNİ CUT TAKIMLAR



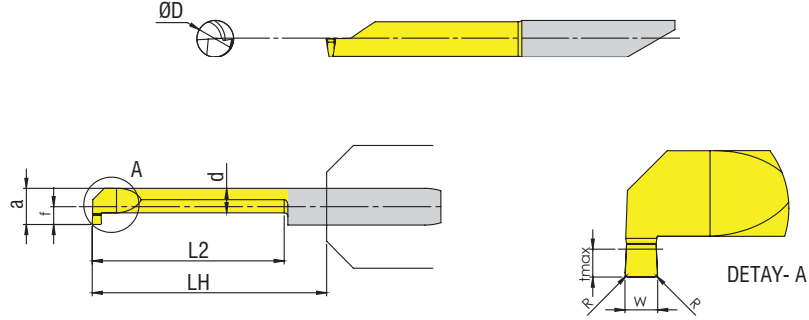
Ürün Kodu
Product Code
Artikelnummer

Takım Ölçüleri (mm)
Dimension (mm)
Abmessung (mm)

	W	L2	Ødmin	R	a	d	f	LH	tmax	ØD
VPG04.080.102	0.8	10.2	4.2	-	3.95	2.95	1.95	13	0.8	4
VPG04.080.152	0.8	15.2	4.2	-	3.95	2.95	1.95	18	0.8	4
VPG04.080.203	0.8	20.3	4.2	-	3.95	2.95	1.95	23	0.8	4
VPG04.080.254	0.8	25.4	4.2	-	3.95	2.95	1.95	28	0.8	4
VPG04.100.102	1.0	10.2	4.2	-	3.95	2.95	1.95	13	1.0	4
VPG04.100.152	1.0	15.2	4.2	-	3.95	2.95	1.95	18	1.0	4
VPG04.100.203	1.0	20.3	4.2	-	3.95	2.95	1.95	23	1.0	4
VPG05.079.102	0.79	10.2	5.2	-	4.95	3.75	2.45	13	1.0	5
VPG05.079.152	0.79	15.2	5.2	-	4.95	3.75	2.45	18	1.0	5
VPG05.079.203	0.79	20.3	5.2	-	4.95	3.75	2.45	23	1.0	5
VPG05.079.254	0.79	25.4	5.2	-	4.95	3.75	2.45	28	1.0	5
VPG05.079.305	0.79	30.5	5.2	-	4.95	3.75	2.45	33	1.0	5
VPG05.079.356	0.79	35.6	5.2	-	4.95	3.75	2.45	38	1.0	5
VPG05.100.102	1.0	10.2	5.2	-	4.95	3.75	2.45	13	1.0	5
VPG05.100.152	1.0	15.2	5.2	-	4.95	3.75	2.45	18	1.0	5
VPG05.100.203	1.0	20.3	5.2	-	4.95	3.75	2.45	23	1.0	5
VPG05.100.254	1.0	25.4	5.2	-	4.95	3.75	2.45	28	1.0	5
VPG05.100.305	1.0	30.5	5.2	-	4.95	3.75	2.45	33	1.0	5
VPG05.100.356	1.0	35.6	5.2	-	4.95	3.75	2.45	38	1.0	5

Sipariş Örneği/Ordering Example/Bestellbeispiel
1 ad./pcs./stück VPG04.080.102

MINI CUT GROOVING
KANAL AÇMA MİNİ CUT TAKIMLAR



Ürün Kodu
Product Code
Artikelnummer

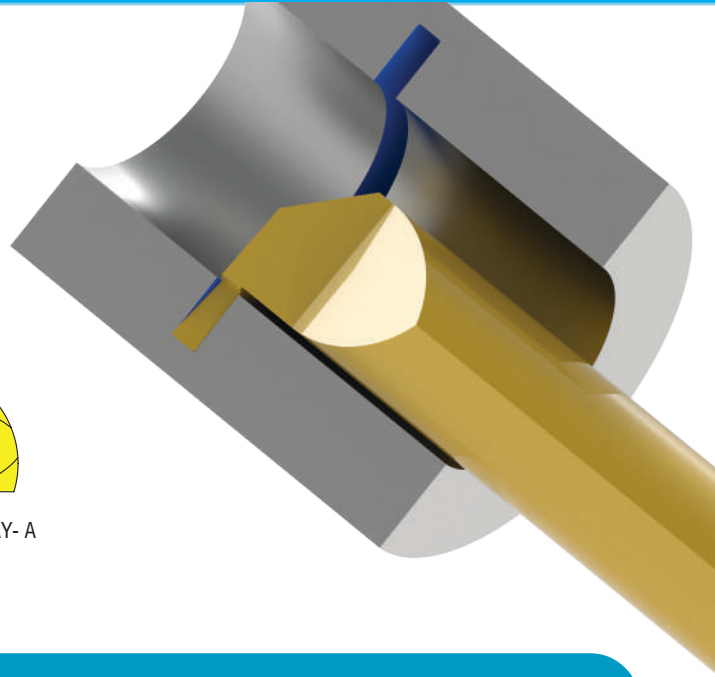
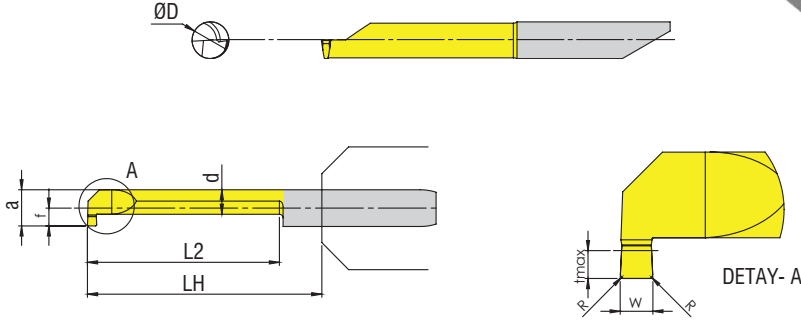
Takım Ölçüleri (mm)
Dimension (mm)
Abmessung (mm)

	W	L2	Ødmin	R	a	d	f	LH	tmax	ØD
VPG05.117.102	1.17	10.2	5.2	-	4.95	3.75	2.45	13	1.0	5
VPG05.117.152	1.17	15.2	5.2	-	4.95	3.75	2.45	18	1.0	5
VPG05.117.203	1.17	20.3	5.2	-	4.95	3.75	2.45	23	1.0	5
VPG05.117.254	1.17	25.4	5.2	-	4.95	3.75	2.45	28	1.0	5
VPG05.117.305	1.17	30.5	5.2	-	4.95	3.75	2.45	33	1.0	5
VPG05.117.356	1.17	35.6	5.2	-	4.95	3.75	2.45	38	1.0	5
VPG05.150.102	1.5	10.2	5.2	-	4.95	3.75	2.45	13	1.0	5
VPG05.150.152	1.5	15.2	5.2	-	4.95	3.75	2.45	18	1.0	5
VPG05.150.203	1.5	20.3	5.2	-	4.95	3.75	2.45	23	1.0	5
VPG05.150.254	1.5	25.4	5.2	-	4.95	3.75	2.45	28	1.0	5
VPG05.150.305	1.5	30.5	5.2	-	4.95	3.75	2.45	33	1.0	5
VPG05.150.356	1.5	35.6	5.2	-	4.95	3.75	2.45	38	1.0	5
VPG05.157.102	1.57	10.2	5.2	-	4.95	3.75	2.45	13	1.0	5
VPG05.157.152	1.57	15.2	5.2	-	4.95	3.75	2.45	18	1.0	5
VPG05.157.203	1.57	20.3	5.2	-	4.95	3.75	2.45	23	1.0	5
VPG05.157.254	1.57	25.4	5.2	-	4.95	3.75	2.45	28	1.0	5
VPG05.157.305	1.57	30.5	5.2	-	4.95	3.75	2.45	33	1.0	5

Sipariş Örneği/Ordering Example/Bestellbeispiel
1 ad./pcs./stück VPG05.117.102

MINI CUT GROOVING

KANAL AÇMA MİNİ CUT TAKIMLAR



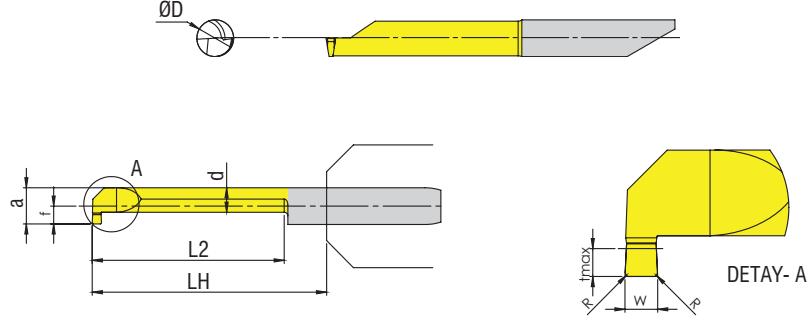
Ürün Kodu
Product Code
Artikelnummer

Takım Ölçüleri (mm)
Dimension (mm)
Abmessung (mm)

	W	L2	Ødmin	R	a	d	f	LH	tmax	ØD
VPG05.198.102	1.98	10.2	5.2	-	4.95	3.75	2.45	13	1.0	5
VPG05.198.152	1.98	15.2	5.2	-	4.95	3.75	2.45	18	1.0	5
VPG05.198.203	1.98	20.3	5.2	-	4.95	3.75	2.45	23	1.0	5
VPG05.198.254	1.98	25.4	5.2	-	4.95	3.75	2.45	28	1.0	5
VPG05.198.305	1.98	30.5	5.2	-	4.95	3.75	2.45	33	1.0	5
VPG05.200.102	2.0	10.2	5.2	-	4.95	3.75	2.45	13	1.0	5
VPG05.200.152	2.0	15.2	5.2	-	4.95	3.75	2.45	18	1.0	5
VPG05.200.203	2.0	20.3	5.2	-	4.95	3.75	2.45	23	1.0	5
VPG05.200.254	2.0	25.4	5.2	-	4.95	3.75	2.45	28	1.0	5
VPG05.200.305	2.0	30.5	5.2	-	4.95	3.75	2.45	33	1.0	5
VPG06.079.102	0.79	10.2	6.2	-	5.95	3.95	2.95	13	1.8	6
VPG06.079.152	0.79	15.2	6.2	-	5.95	3.95	2.95	18	1.8	6
VPG06.079.203	0.79	20.3	6.2	-	5.95	3.95	2.95	23	1.8	6
VPG06.079.254	0.79	25.4	6.2	-	5.95	3.95	2.95	28	1.8	6
VPG06.079.305	0.79	30.5	6.2	-	5.95	3.95	2.95	33	1.8	6
VPG06.079.356	0.79	35.6	6.2	-	5.95	3.95	2.95	38	1.8	6

Sipariş Örneği/Ordering Example/Bestellbeispiel
1 ad./pcs./stück VPG05.198.102

MINI CUT GROOVING
KANAL AÇMA MİNİ CUT TAKIMLAR



Ürün Kodu
Product Code
Artikelnummer

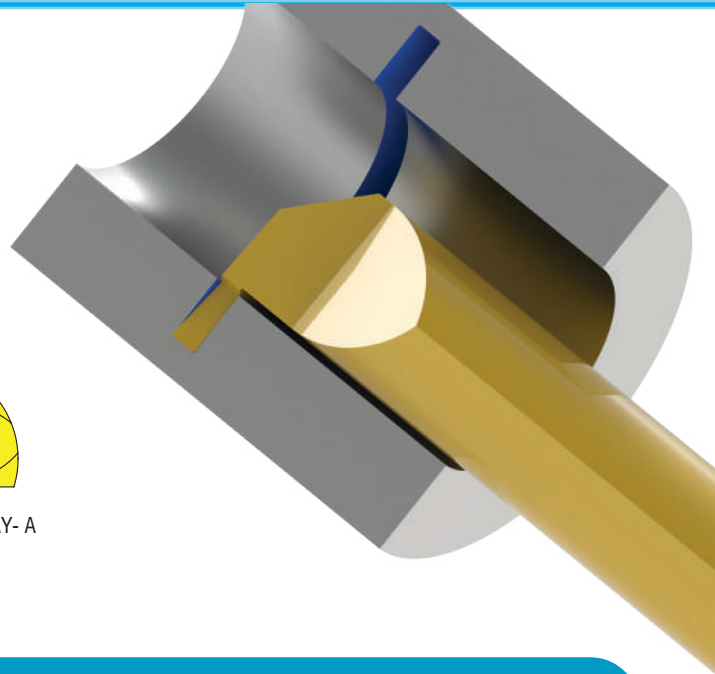
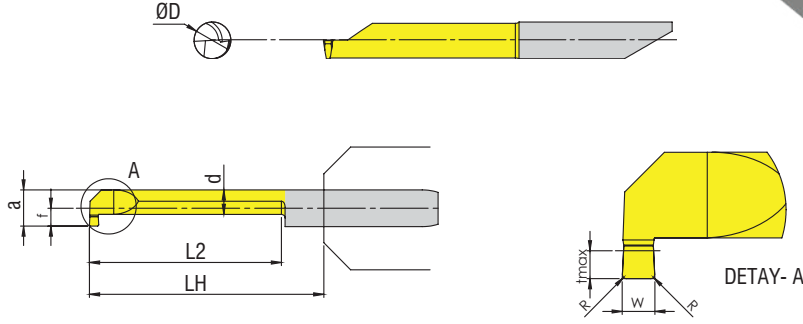
Takım Ölçüleri (mm)
Dimension (mm)
Abmessung (mm)

	W	L2	Ødmin	R	a	d	f	LH	tmax	ØD
VPG06.100.102	1.0	10.2	6.2	-	5.95	3.95	2.95	13	1.8	6
VPG06.100.152	1.0	15.2	6.2	-	5.95	3.95	2.95	18	1.8	6
VPG06.100.203	1.0	20.3	6.2	-	5.95	3.95	2.95	23	1.8	6
VPG06.100.254	1.0	25.4	6.2	-	5.95	3.95	2.95	28	1.8	6
VPG06.100.305	1.0	30.5	6.2	-	5.95	3.95	2.95	33	1.8	6
VPG06.100.356	1.0	35.6	6.2	-	5.95	3.95	2.95	38	1.8	6
VPG06.100.406	1.0	40.6	6.2	-	5.95	3.95	2.95	43	1.8	6
VPG06.117.102	1.17	10.2	6.2	-	5.95	3.95	2.95	13	1.8	6
VPG06.117.152	1.17	15.2	6.2	-	5.95	3.95	2.95	18	1.8	6
VPG06.117.203	1.17	20.3	6.2	-	5.95	3.95	2.95	23	1.8	6
VPG06.117.254	1.17	25.4	6.2	-	5.95	3.95	2.95	28	1.8	6
VPG06.117.305	1.17	30.5	6.2	-	5.95	3.95	2.95	33	1.8	6
VPG06.117.356	1.17	35.6	6.2	-	5.95	3.95	2.95	38	1.8	6
VPG06.117.406	1.17	40.6	6.2	-	5.95	3.95	2.95	43	1.8	6
VPG06.150.102	1.5	10.2	6.2	-	5.95	3.95	2.95	13	1.8	6
VPG06.150.152	1.5	15.2	6.2	-	5.95	3.95	2.95	18	1.8	6
VPG06.150.203	1.5	20.3	6.2	-	5.95	3.95	2.95	23	1.8	6
VPG06.150.254	1.5	25.4	6.2	-	5.95	3.95	2.95	28	1.8	6
VPG06.150.305	1.5	30.5	6.2	-	5.95	3.95	2.95	33	1.8	6
VPG06.150.356	1.5	35.6	6.2	-	5.95	3.95	2.95	38	1.8	6

Sipariş Örneği/Ordering Example/Bestellbeispiel
1 ad./pcs./stück VPG06.100.102

MINI CUT GROOVING

KANAL AÇMA MİNİ CUT TAKIMLAR



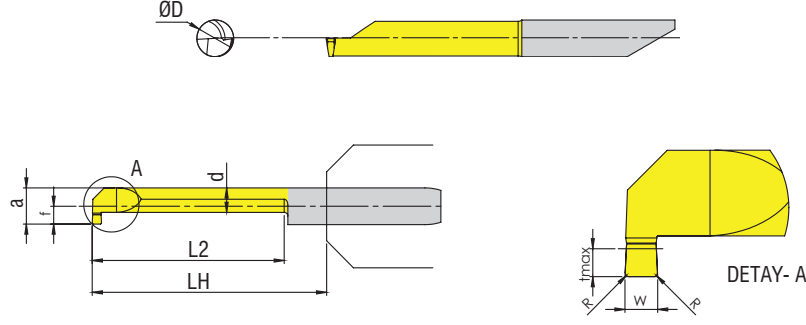
Ürün Kodu
Product Code
Artikelnummer

Takım Ölçüleri (mm)
Dimension (mm)
Abmessung (mm)

	W	L2	Ødmin	R	a	d	f	LH	tmax	ØD
VPG06.157.102	1.57	10.2	6.2	-	5.95	3.95	2.95	13	1.8	6
VPG06.157.152	1.57	15.2	6.2	-	5.95	3.95	2.95	18	1.8	6
VPG06.157.203	1.57	20.3	6.2	-	5.95	3.95	2.95	23	1.8	6
VPG06.157.254	1.57	25.4	6.2	-	5.95	3.95	2.95	28	1.8	6
VPG06.157.305	1.57	30.5	6.2	-	5.95	3.95	2.95	33	1.8	6
VPG06.157.356	1.57	35.6	6.2	-	5.95	3.95	2.95	38	1.8	6
VPG06.157.406	1.57	40.6	6.2	-	5.95	3.95	2.95	43	1.8	6
VPG06.198.102	1.98	10.2	6.2	-	5.95	3.95	2.95	13	1.8	6
VPG06.198.152	1.98	15.2	6.2	-	5.95	3.95	2.95	18	1.8	6
VPG06.198.203	1.98	20.3	6.2	-	5.95	3.95	2.95	23	1.8	6
VPG06.198.254	1.98	25.4	6.2	-	5.95	3.95	2.95	28	1.8	6
VPG06.198.305	1.98	30.5	6.2	-	5.95	3.95	2.95	33	1.8	6
VPG06.198.356	1.98	35.6	6.2	-	5.95	3.95	2.95	38	1.8	6
VPG06.198.406	1.98	40.6	6.2	-	5.95	3.95	2.95	43	1.8	6
VPG06.200.102	2.0	10.2	6.2	-	5.95	3.95	2.95	13	1.8	6
VPG06.200.152	2.0	15.2	6.2	-	5.95	3.95	2.95	18	1.8	6
VPG06.200.203	2.0	20.3	6.2	-	5.95	3.95	2.95	23	1.8	6
VPG06.200.254	2.0	25.4	6.2	-	5.95	3.95	2.95	28	1.8	6
VPG06.200.305	2.0	30.5	6.2	-	5.95	3.95	2.95	33	1.8	6
VPG06.200.356	2.0	35.6	6.2	-	5.95	3.95	2.95	38	1.8	6

Sipariş Örneği/Ordering Example/Bestellbeispiel
1 ad./pcs./stück VPG06.157.102

MINI CUT GROOVING
KANAL AÇMA MİNİ CUT TAKIMLAR



Ürün Kodu
Product Code
Artikelnummer

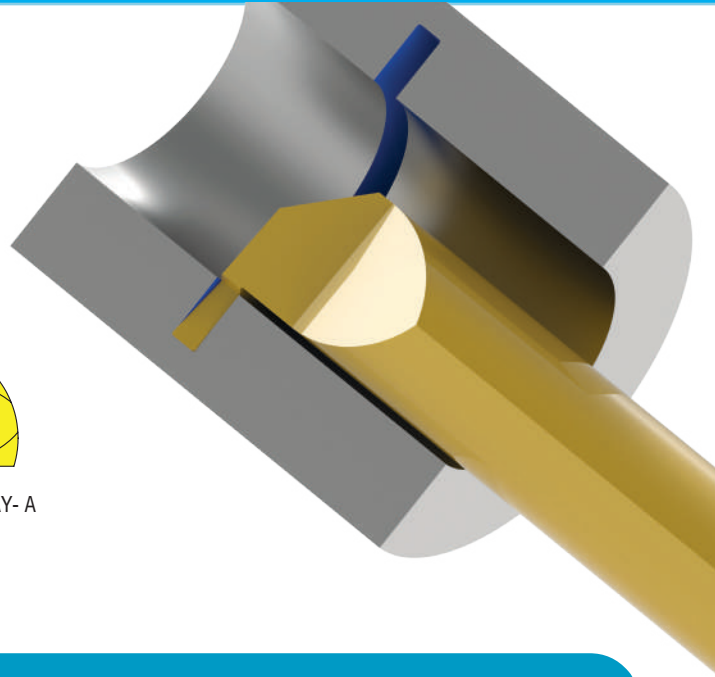
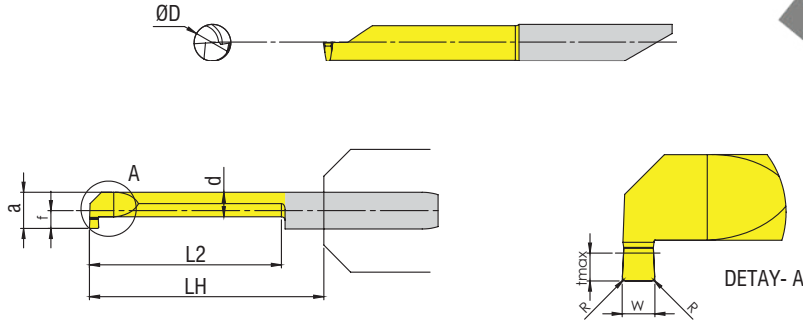
Takım Ölçüleri (mm)
Dimension (mm)
Abmessung (mm)

	W	L2	Ødmin	R	a	d	f	LH	tmax	ØD
VPG07.079.102	0.79	10.2	7.2	-	6.95	4.25	3.45	13	2.5	7
VPG07.079.152	0.79	15.2	7.2	-	6.95	4.25	3.45	18	2.5	7
VPG07.079.203	0.79	20.3	7.2	-	6.95	4.25	3.45	23	2.5	7
VPG07.079.254	0.79	25.4	7.2	-	6.95	4.25	3.45	28	2.5	7
VPG07.079.305	0.79	30.5	7.2	-	6.95	4.25	3.45	33	2.5	7
VPG07.079.356	0.79	35.6	7.2	-	6.95	4.25	3.45	38	2.5	7
VPG07.079.406	0.79	40.6	7.2	-	6.95	4.25	3.45	43	2.5	7
VPG07.100.102	1.0	10.2	7.2	-	6.95	4.25	3.45	13	2.5	7
VPG07.100.152	1.0	15.2	7.2	-	6.95	4.25	3.45	18	2.5	7
VPG07.100.203	1.0	20.3	7.2	-	6.95	4.25	3.45	23	2.5	7
VPG07.100.254	1.0	25.4	7.2	-	6.95	4.25	3.45	28	2.5	7
VPG07.100.305	1.0	30.5	7.2	-	6.95	4.25	3.45	33	2.5	7
VPG07.100.356	1.0	35.6	7.2	-	6.95	4.25	3.45	38	2.5	7
VPG07.100.406	1.0	40.6	7.2	-	6.95	4.25	3.45	43	2.5	7
VPG07.117.102	1.17	10.2	7.2	-	6.95	4.25	3.45	13	2.5	7
VPG07.117.152	1.17	15.2	7.2	-	6.95	4.25	3.45	18	2.5	7
VPG07.117.203	1.17	20.3	7.2	-	6.95	4.25	3.45	23	2.5	7
VPG07.117.254	1.17	25.4	7.2	-	6.95	4.25	3.45	28	2.5	7
VPG07.117.305	1.17	30.5	7.2	-	6.95	4.25	3.45	33	2.5	7
VPG07.117.356	1.17	35.6	7.2	-	6.95	4.25	3.45	38	2.5	7
VPG07.117.406	1.17	40.6	7.2	-	6.95	4.25	3.45	43	2.5	7

Sipariş Örneği/Ordering Example/Bestellbeispiel
1 ad./pcs./stück VPG07.079.102

MINI CUT GROOVING

KANAL AÇMA MİNİ CUT TAKIMLAR



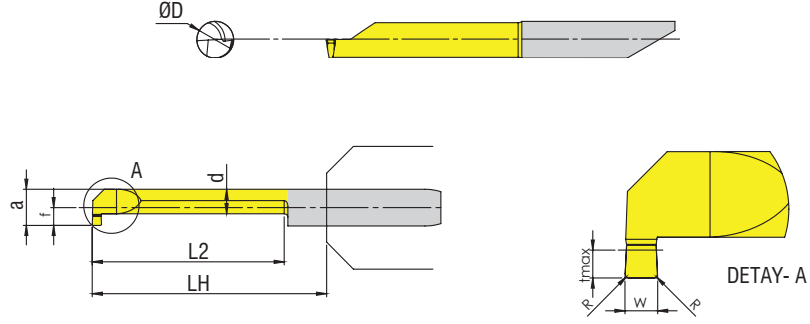
Ürün Kodu
Product Code
Artikelnummer

Takım Ölçüleri (mm)
Dimension (mm)
Abmessung (mm)

	W	L2	Ødmin	R	a	d	f	LH	tmax	ØD
VPG07.150.102	1.5	10,2	7.2	-	6.95	4.25	3.45	13	2.5	7
VPG07.150.152	1.5	15.2	7.2	-	6.95	4.25	3.45	18	2.5	7
VPG07.150.203	1.5	20.3	7.2	-	6.95	4.25	3.45	23	2.5	7
VPG07.150.254	1.5	25.4	7.2	-	6.95	4.25	3.45	28	2.5	7
VPG07.150.305	1.5	30.5	7.2	-	6.95	4.25	3.45	33	2.5	7
VPG07.150.356	1.5	35.6	7.2	-	6.95	4.25	3.45	38	2.5	7
VPG07.150.406	1.5	40,6	7.2	-	6.95	4.25	3.45	43	2.5	7
VPG07.157.102	1.57	10,2	7.2	-	6.95	4.25	3.45	13	2.5	7
VPG07.157.152	1.57	15.2	7.2	-	6.95	4.25	3.45	18	2.5	7
VPG07.157.203	1.57	20.3	7.2	-	6.95	4.25	3.45	23	2.5	7
VPG07.157.254	1.57	25.4	7.2	-	6.95	4.25	3.45	28	2.5	7
VPG07.157.305	1.57	30.5	7.2	-	6.95	4.25	3.45	33	2.5	7
VPG07.157.356	1.57	35.6	7.2	-	6.95	4.25	3.45	38	2.5	7
VPG07.157.406	1.57	40,6	7.2	-	6.95	4.25	3.45	43	2.5	7
VPG07.198.102	1.98	10,2	7.2	-	6.95	4.25	3.45	13	2.5	7
VPG07.198.152	1.98	15.2	7.2	-	6.95	4.25	3.45	18	2.5	7
VPG07.198.203	1.98	20.3	7.2	-	6.95	4.25	3.45	23	2.5	7
VPG07.198.254	1.98	25.4	7.2	-	6.95	4.25	3.45	28	2.5	7
VPG07.198.305	1.98	30.5	7.2	-	6.95	4.25	3.45	33	2.5	7
VPG07.198.356	1.98	35.6	7.2	-	6.95	4.25	3.45	38	2.5	7

Sipariş Örneği/Ordering Example/Bestellbeispiel
1 ad./pcs./stück VPG07.117.102

MINI CUT GROOVING
KANAL AÇMA MİNİ CUT TAKIMLAR



Ürün Kodu
Product Code
Artikelnummer


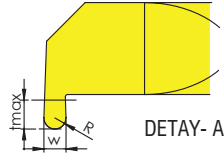
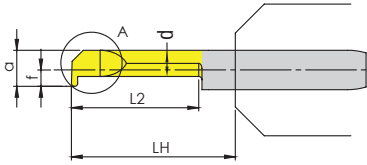
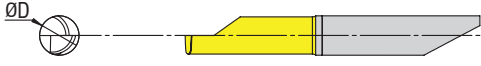
Takım Ölçüleri (mm)
Dimension (mm)
Abmessung (mm)

	W	L2	Ødmin	R	a	d	f	LH	tmax	ØD
VPG07.200.102	2.0	10.2	7.2	-	6.95	4.25	3.45	13	2.5	7
VPG07.200.152	2.0	15.2	7.2	-	6.95	4.25	3.45	18	2.5	7
VPG07.200.203	2.0	20.3	7.2	-	6.95	4.25	3.45	23	2.5	7
VPG07.200.254	2.0	25.4	7.2	-	6.95	4.25	3.45	28	2.5	7
VPG07.200.305	2.0	30.5	7.2	-	6.95	4.25	3.45	33	2.5	7
VPG07.200.356	2.0	35.6	7.2	-	6.95	4.25	3.45	38	2.5	7
VPG10.100.305	1.0	30.5	10.5	-	9.95	5.45	4.95	33.0	4.0	10
VPG10.100.508	1.0	50.8	10.5	-	9.95	5.45	4.95	53.0	4.0	10
VPG10.200.305	2.0	30.5	10.5	-	9.95	5.45	4.95	33.0	4.0	10
VPG10.200.508	2.0	50.8	10.5	-	9.95	5.45	4.95	53.0	4.0	10
VPG10.300.305	3.0	30.5	10.5	-	9.95	5.45	4.95	33.0	4.0	10
VPG10.300.508	3.0	50.8	10.5	-	9.95	5.45	4.95	53.0	4.0	10

Sipariş Örneği/Ordering Example/Bestellbeispiel
1 ad./pcs./stück VPG07.200.102

MINI CUT GROOVING

KANAL AÇMA MİNİ CUT TAKIMLAR



Ürün Kodu
Product Code
Artikelnummer


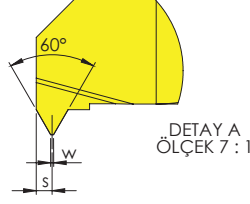
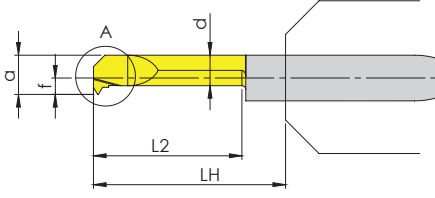
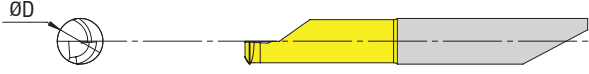
Takım Ölçüleri (mm)
Dimension (mm)
Abmessung (mm)

	W	L2	Ødmin	R	a	d	f	LH	tmax	ØD
VPG04.100.152.R050	1.0	15.2	4.2	0.5	3.95	2.95	1.95	18.0	0.8	4
VPG04.117.152.R0585	1.17	15.2	4.2	0.585	3.95	2.95	1.95	18.0	0.8	4
VPG05.100.203.R050	1.0	20.3	5.2	0.5	4.95	3.75	2.45	23.0	1.0	5
VPG05.117.203.R0585	1.17	20.3	5.2	0.585	4.95	3.75	2.45	23.0	1.0	5
VPG05.150.203.R075	1.5	20.3	5.2	0.75	4.95	3.75	2.45	23.0	1.0	5
VPG05.1574.203.R0787	1.574	20.3	5.2	0.787	4.95	3.75	2.45	23.0	1.0	5
VPG05.1626.203.R0813	1.626	20.3	5.2	0.813	4.95	3.75	2.45	23.0	1.0	5
VPG05.198.203.R099	1.98	20.3	5.2	0.99	4.95	3.75	2.45	23.0	1.0	5
VPG05.200.203.R100	2.0	20.3	5.2	1.0	4.95	3.75	2.45	23.0	1.0	5
VPG06.100.254.R050	1.0	25.4	6.2	0.5	5.95	3.95	2.95	28.0	1.8	6
VPG06.117.254.R0585	1.17	25.4	6.2	0.585	5.95	3.95	2.95	28.0	1.8	6
VPG06.150.254.R075	1.5	25.4	6.2	0.75	5.95	3.95	2.95	28.0	1.8	6
VPG06.1574.254.R0787	1.574	25.4	6.2	0.787	5.95	3.95	2.95	28.0	1.8	6
VPG06.1626.254.R0813	1.626	25.4	6.2	0.813	5.95	3.95	2.95	28.0	1.8	6
VPG06.198.254.R099	1.98	25.4	6.2	0.99	5.95	3.95	2.95	28.0	1.8	6
VPG06.200.203.R100	2.0	20.3	6.2	1.0	5.95	3.95	2.95	23.0	1.8	6
VPG06.200.254.R100	2.0	25.4	6.2	1.0	5.95	3.95	2.95	28.0	1.8	6
VPG07.100.305.R050	1.0	30.5	7.2	0.5	6.95	4.25	3.45	33.0	2.5	7
VPG07.117.305.R0585	1.17	30.5	7.2	0.585	6.95	4.25	3.45	33.0	2.5	7
VPG07.150.305.R075	1.5	30.5	7.2	0.75	6.95	4.25	3.45	33.0	2.5	7
VPG07.1574.305.R0787	1.574	30.5	7.2	0.787	6.95	4.25	3.45	33.0	2.5	7
VPG07.1626.305.R0813	1.626	30.5	7.2	0.813	6.95	4.25	3.45	33.0	2.5	7
VPG07.198.305.R099	1.98	30.5	7.2	0.99	6.95	4.25	3.45	33.0	2.5	7
VPG07.200.305.R100	2.0	30.5	7.2	1.0	6.95	4.25	3.45	33.0	2.5	7

Sipariş Örneği/Ordering Example/Bestellbeispiel
1 ad./pcs./stück VPG04.100.152.R050



MINI CUT THREADING
DIŞ ÇEKME MINI CUT TAKIMLAR




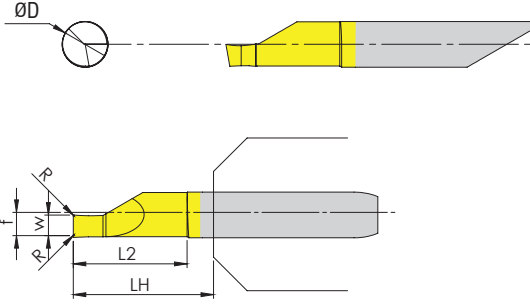
Ürün Kodu
Product Code
Artikelnummer

Takım Ölçüleri (mm)
Dimension (mm)
Abmessung (mm)

	PITCH		L2	ØDmin	a	d	f	LH	S	tmax	w	ØD
	min	maks										
VPT04.152.080	0.8	1.0	15.2	3.9	3.65	2.7	1.95	18.0	0.45	0.46	0.1	4
VPT04.152.050	0.5	0.7	15.2	4.2	3.95	2.95	1.95	18.0	0.35	0.4	0.06	4
VPT05.152.100	1.0	1.25	15.2	4.8	4.55	3.55	2.25	18.0	0.55	0.7	0.12	5
VPT05.203.100	1.0	1.25	20.3	4.8	4.55	3.55	2.25	23.0	0.55	0.7	0.12	5
VPT05.254.100	1.0	1.25	25.4	4.8	4.55	3.55	2.25	28.0	0.55	0.7	0.12	5
VPT05.152.075	0.75	1.0	15.2	5.1	4.85	3.65	2.40	18.0	0.45	0.57	0.09	5
VPT05.152.050	0.5	0.75	15.2	5.2	4.95	3.75	2.45	18.0	0.35	0.43	0.06	5
VPT06.152.125	1.0	1.25	15.2	6.2	5.95	3.95	2.95	18.0	0.55	0.7	0.12	6
VPT06.152.150	1.25	1.5	15.2	6.2	5.95	3.95	2.95	18.0	0.75	0.84	0.16	6
VPT06.203.125	1.25	1.5	20.3	6.2	5.95	3.95	2.95	23.0	0.75	0.84	0.16	6
VPT06.254.125	1.25	1.5	25.4	6.2	5.95	3.95	2.95	28.0	0.75	0.84	0.16	6
VPT06.152.175	1.5	1.75	15.2	6.2	5.95	3.95	2.95	18.0	0.8	0.98	0.18	6
VPT06.203.175	1.5	1.75	20.3	6.2	5.95	3.95	2.95	23.0	0.8	0.98	0.18	6
VPT06.254.175	1.5	1.75	25.4	6.2	5.95	3.95	2.95	28.0	0.8	0.98	0.18	6

Sipariş Örneği/Ordering Example/Bestellbeispiel
1 ad./pcs./stück VPT.04.152.080

MINI CUT FACE GROOVING ALIN KANAL AÇMA MİNİ CUT TAKIMLAR



Ürün Kodu Product Code Artikelnummer	Takım Ölçüleri (mm) Dimension (mm) Abmessung (mm)						
	W	L2	R	f	LH	tmax	ØD
VPFG06.152.0787.R005	0.787	15.2	0.05	2.95	18.0	1.8	6
VPFG06.152.1000.R005	1.0	15.2	0.05	2.95	18.0	2.0	6
VPFG06.152.1500.R005	1.5	15.2	0.05	2.95	18.0	3.0	6
VPFG06.152.1000.R015	1.0	15.2	0.15	2.95	18.0	2.0	6
VPFG06.152.1168.R015	1.168	15.2	0.15	2.95	18.0	2.34	6
VPFG06.152.1500.R015	1.5	15.2	0.15	2.95	18.0	3.0	6
VPFG06.152.1575.R015	1.575	15.2	0.15	2.95	18.0	3.15	6
VPFG06.152.1981.R015	1.981	15.2	0.15	2.95	18.0	3.95	6
VPFG06.152.2000.R015	2.0	15.2	0.15	2.95	18.0	4.0	6
VPFG06.152.2388.R015	2.388	15.2	0.15	2.95	18.0	5.0	6
VPFG06.152.2500.R015	2.5	15.2	0.15	2.95	18.0	5.0	6
VPFG06.152.3000.R015	3.0	15.2	0.15	2.95	18.0	6.0	6
VPFG06.152.3175.R015	3.175	15.2	0.15	2.95	18.0	6.0	6



SPECIAL MINI CUT TOOLS



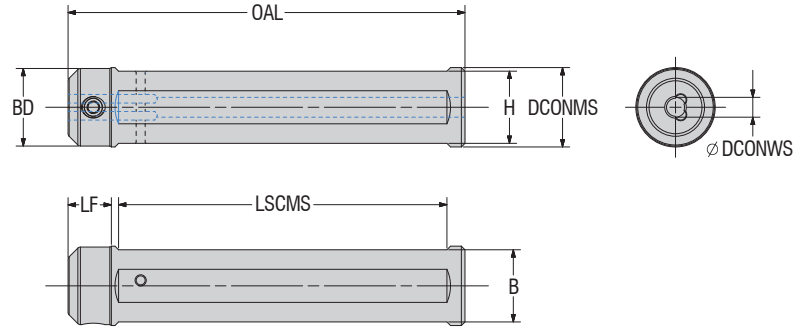
MINI CUT TAKIMLARI BİLGİ ALMA FORMU
INFORMATION REQUEST FORM FOR MINI CUT TOOLS
INFORMATIONSFÖRMULAR FÜR MINI CUT WERKZEUGE

TOOL TYPE	TOOL DIMENSIONS				
	ØD	ØDmin	L	RE	TMAX
BORING <input type="checkbox"/>					
GROOVING <input type="checkbox"/>				RE - R1,R2	W TMAX
FACE GROOVING <input type="checkbox"/>				RE - R1,R2	W TMAX
THREADING <input type="checkbox"/>				CHOOSE THREADING TYPE	
				METRIC <input type="checkbox"/>	NPT <input type="checkbox"/> UNF/UNC <input type="checkbox"/>
				TRAPEZOIDAL <input type="checkbox"/>	WHITWORTH <input type="checkbox"/> ACME <input type="checkbox"/>

MINI CUT TUTUCULAR


MINI CUT HOLDERS
MINI CUT HALTER





Takım Kodu Ordering Code Bestell-Bezeichnung	Stok Stock Lager	Takım Ölçüleri (mm) Dimension (mm) Abmessung (mm)							
		DCONWS	OAL	DCONMS	BD	LF	LSCMS	B	H
VPCH-16-4-L110-H	○	4	110	16	-	-	56	14.8	14.8
VPCH-16-5-L110-H	○	5	110	16	-	-	56	14.8	14.8
VPCH-16-6-L110-H	○	6	110	16	-	-	56	14.8	14.8
VPCH-16-7-L110-H	○	7	110	16	-	-	56	14.8	14.8
VPCH-20-4-L110-H	●	4	110	20	19.50	11	92	18.80	18.80
VPCH-20-5-L110-H	●	5	110	20	19.50	11	92	18.80	18.80
VPCH-20-6-L110-H	●	6	110	20	19.50	11	92	18.80	18.80
VPCH-20-7-L110-H	●	7	110	20	19.50	11	91	18.80	18.80
VPCH-22-4-L110-H	●	4	110	22	21.50	12	91	20	20
VPCH-22-5-L110-H	●	5	110	22	21.50	12	91	20	20
VPCH-22-6-L110-H	●	6	110	22	21.50	12	91	20	20
VPCH-22-7-L110-H	●	7	110	22	21.50	12	91	20	20

Sipariş Örneği/Ordering Example/Bestellbeispiel
1 ad./pcs./stück VPCH-16-4-L110-H

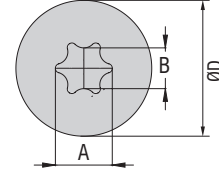
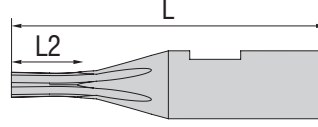


TORX - ALYAN / PUNCH - KAZIMA TAKIMLARI

TORX-ALLEN / PUNCH - BROACH SET
TORX WINKELSCHRAUBENDEHER WERKZEUGE



new



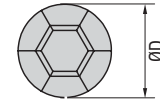
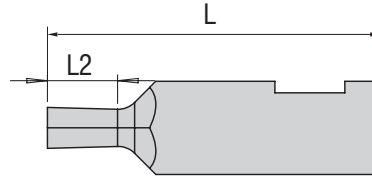
Ürün Kodu
 Product Code
 Artikelnummer

Soket Numarası
 Socket Number
 Seriennummer

Uç Ölçüleri (mm)
 Insert Dimension (mm)
 Abmessung (mm)

Ürün Kodu Product Code Artikelnummer	Soket Numarası Socket Number Seriennummer	Uç Ölçüleri (mm) Insert Dimension (mm) Abmessung (mm)				
		ØD	L2	L	A	B
VPTX-006	T6	8	3	30	1.75	1.27
VPTX-008	T8	8	3.8	30	2.4	1.75
VPTX-010	T10	8	4.6	30	2.8	2.05
VPTX-015	T15	8	5.4	30	3.35	2.4
VPTX-020	T20	8	6.2	30	3.95	2.85
VPTX-025	T25	10	6.5	45	4.5	3.25
VPTX-030	T30	10	7	45	5.6	4.05
VPTX-040	T40	10	8	45	6.75	4.85
VPTX-045	T45	10	9	45	7.93	5.64
VPTX-050	T50	10	10	45	8.95	6.45

new

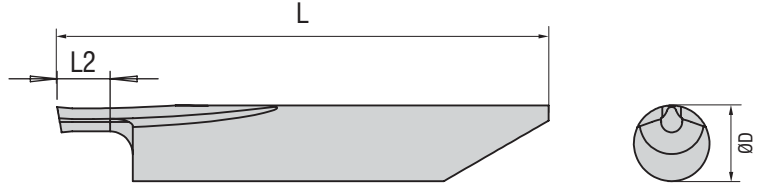


Ürün Kodu
 Product Code
 Artikelnummer

Soket Numarası
 Socket Number
 Seriennummer

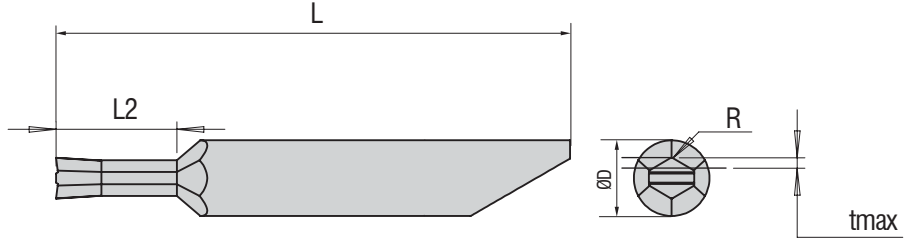
Uç Ölçüleri (mm)
 Insert Dimension (mm)
 Abmessung (mm)

Ürün Kodu Product Code Artikelnummer	Soket Numarası Socket Number Seriennummer	Uç Ölçüleri (mm) Insert Dimension (mm) Abmessung (mm)		
		ØD	L2	L
VPHX-0016	A1.6	8	3	30
VPHX-0020	A2.0	8	4	30
VPHX-0025	A2.5	8	5	30
VPHX-0030	A3.0	8	6	30
VPHX-0035	A3.5	8	7	30
VPHX-0040	A4.0	8	8	30
VPHX-0045	A4.5	8	9	30
VPHX-0050	A5.0	8	10	30
VPHX-0060	A6.0	8	11	30
VPHX-0080	A8.0	10	12	45
VPHX-0100	A10	12	12	45



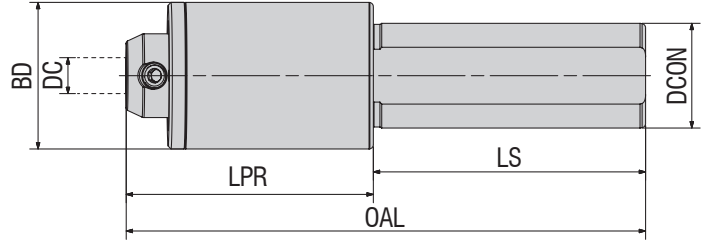
Ürün Kodu Product Code Artikelnummer	Soket Numarası Socket Number Seriennummer	Uç Ölçüleri (mm) Insert Dimension (mm) Abmessung (mm)		
		ØD	L2	L
VKTX-006	6	6	3.0	40
VKTX-008	8	6	4.0	40
VKTX-010	10	6	4.5	40
VKTX-015	15	6	4.5	40
VKTX-020	20	6	5.0	40
VKTX-030	30	6	6.0	40
VKTX-040	40	6	6.5	40
VKTX-045	45	6	7.0	40

Ürün Kodu Product Code Artikelnummer	Soket Numarası Socket Number Seriennummer	Uç Ölçüleri (mm) Insert Dimension (mm) Abmessung (mm)		
		ØD	L2	L
VKTX-050	50	6	7.0	40
VKTX-055	55	6	7.5	40
VKTX-060	60	6	9.0	40
VKTX-070	70	6	9.5	40
VKTX-080	80	6	10.5	40
VKTX-090	90	6	11.5	40
VKTX-0100	100	6	12.0	40



Ürün Kodu Product Code Artikelnummer	Soket Numarası Socket Number Seriennummer	Uç Ölçüleri (mm) Insert Dimension (mm) Abmessung (mm)				
		ØD	R	L2	L	tmax
VKHX-001-001	1	6	0.05	2	30	0.3
VKHX-002-002	2	6	0.05	3	30	0.6
VKHX-003-003	3	6	0.05	6	30	1
VKHX-004-006	4-6	6	0.10	8	30	1
VKHX-007-012	7-12	8	0.15	12	40	1.5
VKHX-013-018	13-18	8	0.20	15	40	2

Sipariş Örneği/Ordering Example/Bestellbeispiel
 1 ad./pcs./stück VKTX-006



Ürün Kodu Product Code Artikelnummer	Uç Ölçüleri (mm) Insert Dimension (mm) Abmessung (mm)					
	BD	DC	LPR	LS	OAL	DCON
VBTH-D08-W25-L130	Ø35.00	Ø8.00	59.00	65.00	124.00	Ø25.00

Sipariş Örneği/Ordering Example/Bestellbeispiel
1 ad./pcs./stück VBTH-D08-W25-L130



COMING SOON!

VAVI


★ ★ ★
NEW!
S-DRILL

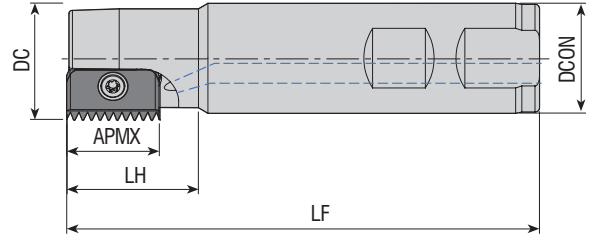








DİŞ AÇMA FREZELEME TAKIMLARI VE UÇLARI

THREAD MILLING INSERTS AND TOOLHOLDER
GEWINDEFÄSERWERKZEUGE

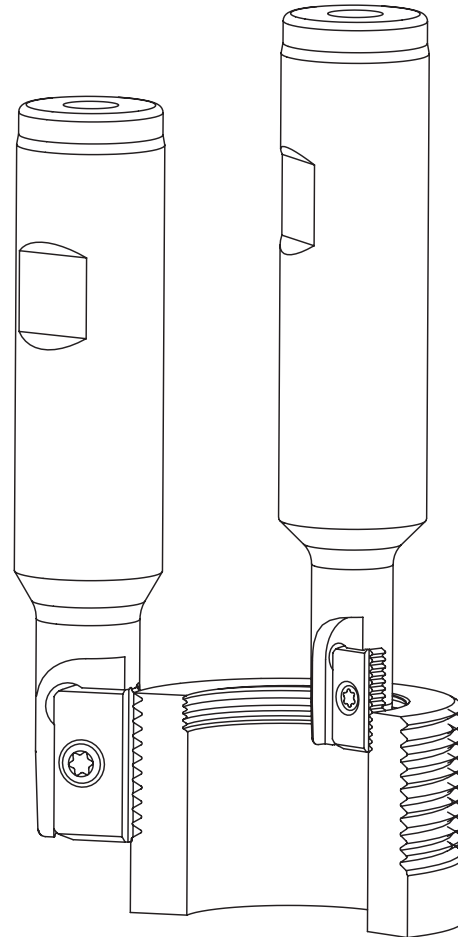



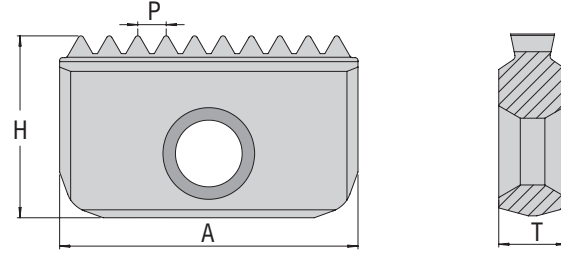
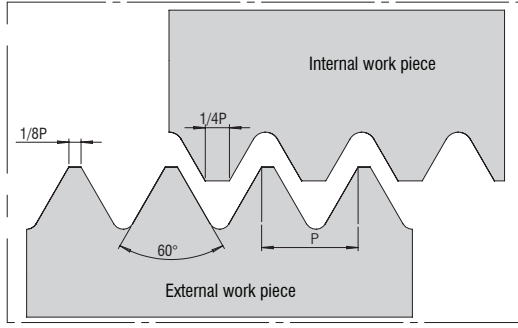


Takım Kodu Ordering Code Bestell-Bezeichnung	Stok Stock Lager	Takım Ölçüleri (mm) Dimension (mm) Abmessung (mm)						Kesici Uç Insert Wendeschneidplatte	Yedek Parçaları / Spare Parts / Ersatzteile	
		DC	ZEFP	DCON	LF	LH	APMX		Sıkma Vidası Screw Schraube	Tork Anahtar Torx Key Torx-Schlüssel
ATM-C14-D14-W20-L100-Z01-H	●	14	1	20	100	25	14			82-T08
ATM-C21-D18-W20-L100-Z01-H	●	18	1	20	100	30	21			
ATM-C21-D21-W25-L125-Z01-H	●	21	1	25	125	40	21			4015-M4x11
ATM-C21-D25-W20-L125-Z01-H	●	25	1	20	125	30	21			
ATM-C21-D28-W25-L90-Z01-H	●	28	1	25	90	30	21			
ATM-C21-D38-W32-L90-Z03-H	●	38	3	32	90	30	21			
ATM-C21-D38-W32-L120-Z03-H	●	38	3	32	120	30	21			
ATM-C21-D43-W32-L90-Z03-H	●	43	3	32	90	30	21		1020-M5x14	80-T20
ATM-C30-D29-W25-L150-Z01-H	●	29	1	25	150	50	30			

CPT Ucuna Uygunur. / Compatible with CPT Insert. / Kompatibel mit CPT Wendepplatten.

Sipariş Örneği/Ordering Example/Bestellbeispiel
 1 ad./pcs./stück ATM-C14-D14-W20-L100-Z01-H









Ürün Kodu Product Code Artikelnummer	Insert Tipi Insert Type Wendeplatten Typ A	Takım Ölçüleri (mm) Dimension (mm) Abmessung (mm)		
		Adım Pitch Wendeplatten Typ	H	T
VDTI14.050	C14	0.5	7.5	3.1
VDTI14.075		0.75	7.5	3.1
VDTE14.075		0.75	7.5	3.1
VDTI14.100		1.00	7.5	3.1
VDTE14.100		1.00	7.5	3.1
VDTI14.125		1.25	7.5	3.1
VDTE14.125		1.25	7.5	3.1
VDTI14.150		1.50	7.5	3.1
VDTE14.150		1.50	7.5	3.1
VDTI14.175		1.75	7.5	3.1
VDTE14.175		1.75	7.5	3.1
VDTI14.200		2.00	7.5	3.1
VDTE14.200		2.00	7.5	3.1
VDTI14.250		2.50	7.5	3.1
VDTE14.250		2.50	7.5	3.1

Ürün Kodu Product Code Artikelnummer	Insert Tipi Insert Type Wendeplatten Typ A	Takım Ölçüleri (mm) Dimension (mm) Abmessung (mm)		
		Adım Pitch Wendeplatten Typ (P)	H	T
VDTI21.100	C21	1.00	12	4.7
VDTE21.100		1.00	12	4.7
VDTI21.150		1.50	12	4.7
VDTE21.150		1.50	12	4.7
VDTI21.175		1.75	12	4.7
VDTI21.200		2.00	12	4.7
VDTE21.200		2.00	12	4.7
VDTI21.250		2.50	12	4.7
VDTE21.250		2.50	12	4.7
VDTI21.300		3.00	12	4.7
VDTE21.300		3.00	12	4.7
VDTI21.350		3.5	12	4.7

Sipariş Örneği/Ordering Example/Bestellbeispiel
 1 ad./pcs./stück VDTI14.M.050



SPECIAL THREADING MILLING TOOLS



DİŞ TARAĞI BİLGİ ALMA FORMU

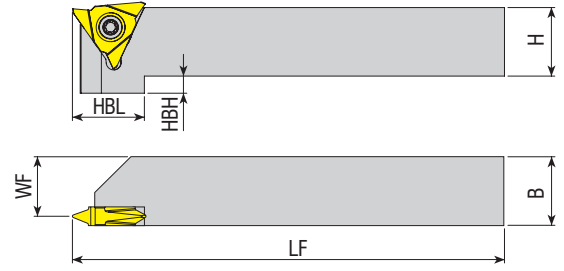
INFORMATION FORM FOR SPECIAL THREAD MILLING INSERTS
INFORMATIONSFÖRM FÜR SONDER GEWINDEFÄSERWERKZEUGE




Insert Type	Thread Type	Thread Pitch mm	Thread Profile
C 14	External <input type="checkbox"/> Internal <input type="checkbox"/> Nötr <input type="checkbox"/>		ISO <input type="checkbox"/> UN <input type="checkbox"/> WHIT <input type="checkbox"/> NPT <input type="checkbox"/> NPTF <input type="checkbox"/> BSPT <input type="checkbox"/> NPS <input type="checkbox"/> NPSF <input type="checkbox"/> PG <input type="checkbox"/>
C 21	External <input type="checkbox"/> Internal <input type="checkbox"/> Nötr <input type="checkbox"/>		ISO <input type="checkbox"/> UN <input type="checkbox"/> WHIT <input type="checkbox"/> NPT <input type="checkbox"/> NPTF <input type="checkbox"/> BSPT <input type="checkbox"/> NPS <input type="checkbox"/> NPSF <input type="checkbox"/> PG <input type="checkbox"/>

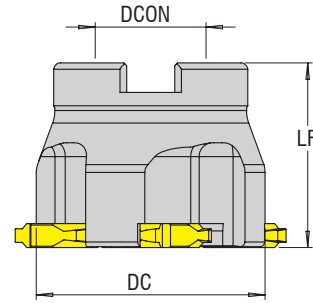
SEGMAN UÇLARI VE TAKIMLARI




RING INSERTS AND TOOLHOLDERS
RINGEINSÄTZE UND WERKZEUGHALTER



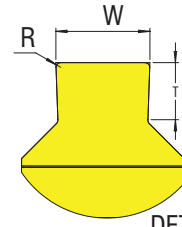
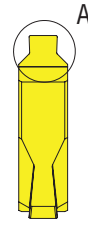
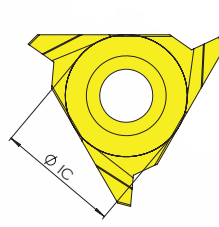


Takım Kodu Ordering Code Bestell-Bezeichnung	Stok Stock Lager		Takım Ölçüleri (mm) Dimension (mm) Abmessung (mm)					Kesici Uç Insert Wendeschneidplatte	Yedek Parçaları / Spare Parts / Ersatzteile		
	R	L	H	B	WF	LF	HBL		HBH	Sıkma Vidası Screw Schraube	Tork Anahtar Torx Key Torx-Schlüssel
ADKT-T12P-R/L-1616-T5	●	●	16	16	13.50	125	21	5			
ADKT-T12P-R/L-2020-T5	●	●	20	20	17.50	125	21	5			
ADKT-T12P-R/L-2525-T5	●	●	25	25	22.50	150	-	-			
ADKT-T12P-R/L-3232-T5	●	●	32	32	29.50	170	-	-			



Takım Kodu Ordering Code Bestell-Bezeichnung	Takım Ölçüleri (mm) Dimension (mm) Abmessung (mm)					Kesici Uç Insert Wendeschneidplatte	Yedek Parçaları / Spare Parts / Ersatzteile	
	DC	ZEFP	DCON	LF	APMX		Sıkma Vidası Screw Schraube	Tork Anahtar Torx Key Torx-Schlüssel
ASFM-T12-D40x5.2-A22-Z04	40	2	16	40	-			
ASFM-T12-D50x5.2-A22-Z04	50	3	22	40	-			
ASFM-T12-D60x5.2-A22-Z04	60	4	22	40	-			

Sipariş Örneği/Ordering Example/Bestellbeispiel
1 ad./pcs./stück ADKT-T12P-R/L-1616-T5




DETAY A

Ürün Kodu Product Code Artikelnummer	Stok Stock Lager	Uç Ölçüleri (mm) Insert Dimension (mm) Abmessung (mm)			
		IC	W	R	T
VSK-125-13	●	13	1.25	0.2	1.3
VSK-135-13	●	13	1.35	0.2	1.3
VSK-145-13	●	13	1.45	0.2	1.3
VSK-150-13	●	13	1.5	0.2	1.3
VSK-165-18	●	13	1.65	0.2	1.8
VSK-175-18	●	13	1.75	0.2	1.8
VSK-185-23	●	13	1.85	0.2	2.3
VSK-200-23	●	13	2	0.2	2.3
VSK-220-33	●	13	2.2	0.2	3.3
VSK-230-33	●	13	2.3	0.2	3.3
VSK-250-33	●	13	2.5	0.3	3.3
VSK-265-33	●	13	2.65	0.3	3.3
VSK-270-33	●	13	2.7	0.3	3.3
VSK-280-33	●	13	2.8	0.3	3.3
VSK-300-33	●	13	3	0.3	3.3
VSK-320-33	●	13	3.2	0.3	3.3
VSK-330-33	●	13	3.3	0.3	3.3
VSK-350-38	●	13	3.5	0.3	3.8
VSK-370-38	●	13	3.7	0.3	3.8
VSK-390-38	●	13	3.9	0.3	3.8
VSK-400-38	●	13	4	0.3	3.8

● Stokta / In Stock / Auf Lager ○ Stokta Yok / Non Stock Item / Kein Lagerartikel, Lieferzeit auf Anfrage

Sipariş Örneği/Ordering Example/Bestellbeispiel
1 ad./pcs./stück VSK-125-13



SEGMAN UCU BİLGİ ALMA FORMU

*INFORMATION REQUEST FORM FOR RING INSERTS
INFORMATIONSFOMULAR FÜR RINGEINSÄTZE*




W :		
R :		
R1 :		
β :		




Cözümleri
SOLUTIONS
Lösungen



ÖZEL FORM KANAL AÇMA ÇÖZÜMÜ
SPECIAL FORM GROOVING SOLUTIONS
LÖSUNGEN ZUM EINSTECHDREHEN IN SONDERFORMEN

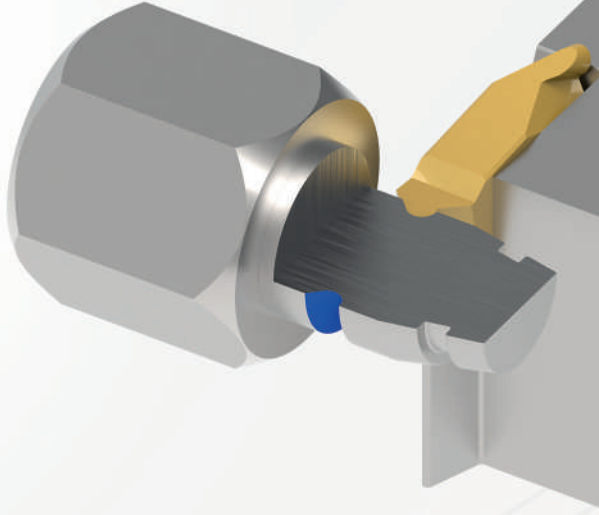


ÖZEL TALAŞLI İMALAT ÇÖZÜMLERİ
SPECIAL MACHINING SOLUTIONS
SONDERLÖSUNGEN FÜR MASCHINEN








ÖZEL FORM KANAL AÇMA ÇÖZÜMÜ
SPECIAL FORM GROOVING SOLUTIONS
LÖSUNGEN ZUM EINSTECHDREHEN IN SONDERFORMEN







ÖZEL FORM FREZELEME ÇÖZÜMLERİ
SPECIAL FORM MILLING SOLUTIONS
LÖSUNGEN FÜR SONDERFORMEN
ZUM FRÄSEN



SONSUZ DİŞLİ FREZELEME ÇÖZÜMLERİ
SPECIAL MACHINING SOLUTIONS
LÖSUNGEN ZUM FRÄSEN MIT
ZAHNSTANGENGETRIEBE



ÖZEL FORM FREZELEME ÇÖZÜMLERİ
SPECIAL FORM MILLING SOLUTIONS
LÖSUNGEN FÜR SONDERFORMEN
ZUM FRÄSEN




ÖZEL SUPAP ÇÖZÜMLERİ
SPECIAL VALVE SOLUTIONS
SPEZIELLE VENTILLÖSUNGEN





HELİSEL ÖZEL FORM AÇMA ÇÖZÜMLERİ
HELICAL SPECIAL FORMING SOLUTIONS
HELIX SONDERFORMEBEARBEITUNGSLÖSUNGEN





ÖZEL TAKIMLANDIRMA ÇÖZÜMLERİ
SPECIAL MACHINING SOLUTIONS
SONDERLÖSUNGEN FÜR
WERKZEUGHALTER








PETROL SONDAJ BORULARI DIŐ ÇEKME ÇÖZÜMLERİ
SPECIAL FORM MILLING SOLUTIONS
LÖSUNGEN MIT EINFÄDELWERKZEUG
FÜR ÖL-GAS ROHREN



ÖZEL FORM DIŐ ÇEKME ÇÖZÜMLERİ
SPECIAL FORM THREADING SOLUTIONS
LÖSUNGEN ZUM GEWINDEDREHEN
VON SONDERFORMEN




STICK BLADE – KONVOID BLADE KONİK DIŞLİ AÇMA ÇÖZÜMLERİ
STICK BLADE – KONVOID BLADE BEVEL GEAR SOLUTIONS
LÖSUNGEN FÜR STICK BLADE- KONVOID BLADE MIT KEGELRADGETRIEBE






ZİNCİR DİŞLİ BROŞ ÇÖZÜMLERİ
CHAIN SPROCKETS BROACHING SOLUTIONS
LÖSUNGEN MIT KETTENFORM
ZUR NUTUNGSBEARBEITUNGEN




SONSUZ DİŞLİ TORNALAMA ÇÖZÜMLERİ
WORM GEAR TURNING SOLUTIONS
DREHLÖSUNGEN MIT ZAHNSTANGENGETRIEBE






ÖZEL DIŞLİ PROFİL BROŞ ÇÖZÜMLERİ
GEAR PROFILE BROACHING SOLUTION
LÖSUNGEN ZUM RÄUMEN VON
ZAHNRADPROFILEN





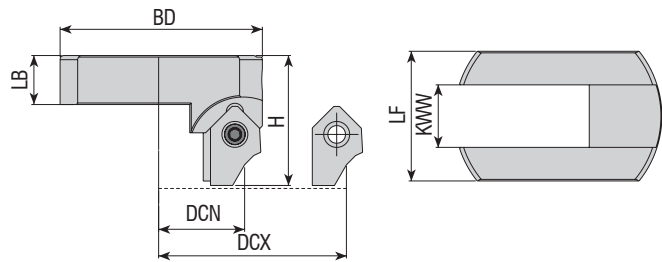
ÖZEL DIŐLİ PROFİL BROŐ ÇÖZÜMLERİ
GEAR PROFILE BROACHING SOLUTION
LÖSUNGEN ZUM RÄUMEN VON
ZAHNRADPROFİLEN



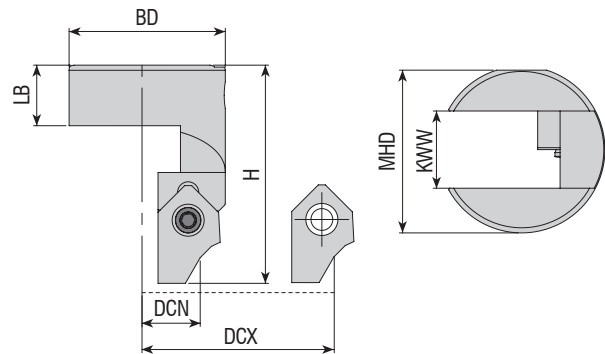
SUPAP

SUPAP YUVASI İŞLEME UÇLARI ve TAKIMLARI
VALVE SEAT INSERTS and TOOLHOLDERS
WENDESCHNEIDPLATTEN UND WERKZEUGE FÜR
VENTILSITZBEARBEITUNG





Takım Kodu Ordering Code Bestell-Bezeichnung	Stok Stock Lager	Takım Ölçüleri (mm) Dimension (mm) Abmessung (mm)						Kesici Uç Insert Wendeschneidplatte	Yedek Parçaları / Spare Parts / Ersatzteile				
		DCN DCX	BD	LB	H	KWW	LF		Sıkma Vidası Screw Schraube	Tork Anahtar Torx Key Torx-Schlüssel	Ayar Vidası Adjustable Einstellschraube	Anahtar Allen Key Innensechskantschlüssel	
VST-B11-2842	●	28-42	29	9.5	28.5	12	25.0						
VST-B11-4058	●	40-58	39	9.5	25.0	12	25.0	B11...	3008-M3x8	80-T08	2725-M5x10	AAL-01-02	

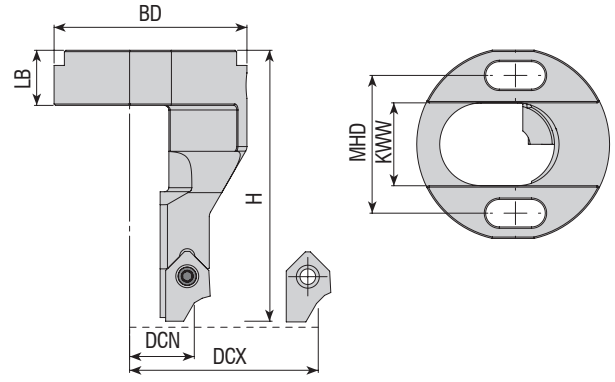


Takım Kodu Ordering Code Bestell-Bezeichnung	Stok Stock Lager	Takım Ölçüleri (mm) Dimension (mm) Abmessung (mm)						Kesici Uç Insert Wendeschneidplatte	Yedek Parçaları / Spare Parts / Ersatzteile				
		DCN DCX	BD	LB	H	KWW	MHD		Sıkma Vidası Screw Schraube	Tork Anahtar Torx Key Torx-Schlüssel	Ayar Vidası Adjustable Einstellschraube	Anahtar Allen Key Innensechskantschlüssel	
VST-B11-1830-A	●	18-30	24	9.5	34.0	12	25.3						

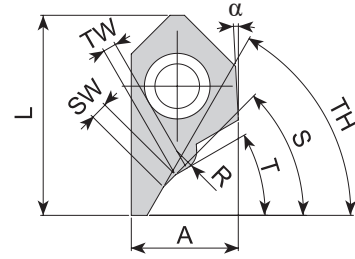

R: Sağ / Right / Rechts L: Sol / Left / Links

● Stokta / In Stock / Auf Lager ○ Stokta Yok / Non Stock Item / Kein Lagerartikel, Lieferzeit auf Anfrage

Sipariş Örneği/Ordering Example/Bestellbeispiel
1 ad./pcs./stück VST-B11-2842



Takım Kodu Ordering Code Bestell-Bezeichnung	Stok Stock Lager	Takım Ölçüleri (mm) Dimension (mm) Abmessung (mm)						Kesici Uç Insert Wendeschneidplatte	Yedek Parçaları / Spare Parts / Ersatzteile							
		DCN DCX	BD	LB	H	KWW	MHD		Sıkma Vidası Screw Schraube	Tork Anahtar Torx Key Torx-Schlüssel	Ayar Vidası Adjustable Einstellschraube	Anahtar Allen Key Innensechskantschlüssel				
VST-B11-2032-A	●	20-32	42	12	59	18	30	B11...								
VST-B11-2434-A	●	24-34	26	14	40	11	18.1						3008-M3x8	80-T08	2702-M4x10	AAL-01-02
VST-B11-2956-A	●	26-56	49	11.7	43.7	18	40									



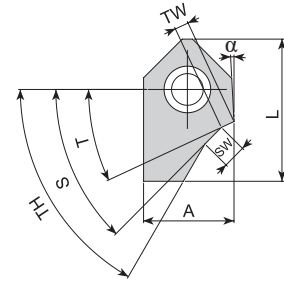
Uç Kodu Insert Code Wendeplatten-Bezeichnung	Stok Stock Lager	Uç Ölçüleri (mm) Insert Dimension (mm) Abmessung (mm)									
		S°	SW	T°	TW	TH°	A	L	α	R	
B11013	●	45°	1.3	30°	1	60°	8.15	15.10	3°	1.50	

R: Sağ / Right / Rechts L: Sol / Left / Links

● Stokta / In Stock / Auf Lager ○ Stokta Yok / Non Stock Item / Kein Lagerartikel, Lieferzeit auf Anfrage

Sipariş Örneği/Ordering Example/Bestellbeispiel

1 ad./pcs./stück VST-B11-2032-A

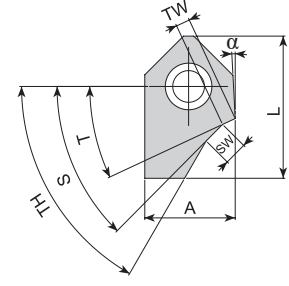


Uç Kodu
Insert Code
Wendepplatten-Bezeichnung

Stok
Stock
Lager

Uç Ölçüleri (mm)
Insert Dimension (mm)
Abmessung (mm)

		S°	SW	T°	TW	TH°	A	L	α
B11003	●	45°	1.3	25°	1.1	52°	9.7	15.25	3°
B11004	●	45°	1.6	25°	1.3	52°	9.7	15.25	3°
B11005	●	45°	2	25°	1.3	52°	9.7	15.25	3°
B11006	●	45°	2.5	25°	1.5	52°	9.7	15.25	3°
B11007	●	45°	1.5	30°	1.5	60°	9.7	15.25	3°
B11008	●	45°	1.3	25°	1.1	60°	9.7	15.25	3°
B11009	●	45°	1.6	25°	1.3	60°	9.7	15.25	3°
B11010	●	45°	2	25°	1.3	60°	9.7	15.25	3°
B11011	●	30°	2	15°	1.8	60°	9.7	15.25	3°
B11012	●	36°	2	15°	1.6	60°	9.7	15.25	3°
B11014	●	45°	2.5	25°	1.5	60°	9.7	15.25	3°
B11016	●	30°	1.5	15°	1.3	60°	9.7	15.25	3°
B11017	●	30°	2.5	15°	1.8	60°	9.7	15.25	3°
B11018	●	36°	2.5	15°	1.6	60°	9.7	15.25	3°
B11019	●	20°	2.5	10°	2	75°	9.7	15.25	3°
B11020	●	45°	1.3	25°	1.1	52°	7.7	15.25	3°
B11021	●	30°	3	15°	1.8	60°	9.7	15.25	3°
B11022	●	45°	3	30°	1.8	60°	9.7	15.25	3°
B11029	●	40°	2.5	25°	1.5	60°	9.7	15.25	3°
B11030	●	20°	2	10°	1.3	60°	9.7	15.25	3°
B11031	●	45°	1.8	30°	1.3	60°	9.7	15.25	3°
B11032	●	45°	1.5	30°	1	52°	9.7	15.25	3°
B11033	●	45°	2	30°	1.1	52°	9.7	15.25	3°
B11034	●	45°	2.5	30°	1.3	52°	9.7	15.25	3°
B11035	●	30°	1.5	15°	1	45°	9.7	15.25	3°
B11036	●	30°	2	15°	1.1	45°	9.7	15.25	3°
B11037	●	30°	2.5	15°	1.3	45°	9.7	15.25	3°
new B11038	●	25°	2	15°	2	45°	9.7	15.25	3°
new B11039	●	30°	2	15°	1.4	60°	9.7	15.25	3°
new B11040	●	40°	2	15°	2	60°	9.7	15.25	3°
new B11042	●	45°	1	30°	1.2	60°	9.7	15.25	3°
new B11043	●	45°	1	35°	1.6	52°	9.7	15.25	3°
new B11044	●	45°	1.3	30°	1	60°	9.7	15.25	3°
new B11045	●	45°	1.5	30°	1	60°	9.7	15.25	3°
new B11046	●	45°	1.8	30°	1	60°	9.7	15.25	3°
new B11047	●	45°	1.8	30°	1.6	60°	9.7	15.25	3°
new B11048	●	45°	1	25°	1.4	60°	9.7	15.25	3°
new B11049	●	45°	1.50	25°	1.4	60°	9.7	15.25	3°
new B11050	●	45°	2	25°	1.4	60°	9.7	15.25	3°

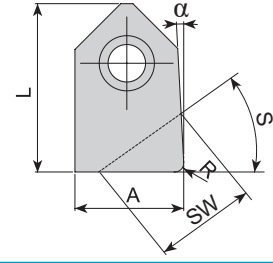


Uç Kodu
Insert Code
Wendeplatten-Bezeichnung

Stok
Stock
Lager

Uç Ölçüleri (mm)
Insert Dimension (mm)
Abmessung (mm)

		S°	SW	T°	TW	TH°	A	L	α
new B11051	●	45°	3	25°	1.4	60°	9.7	15.25	3°
new B11052	●	30°	1.5	15°	1.4	60°	9.7	15.25	3°
new B11053	●	30°	2.5	15°	1.8	60°	9.7	15.25	3°
new B11054	●	45°	1	15°	1	60°	9.7	15.25	3°
new B11055	●	45°	1.5	30°	1.8	60°	9.7	15.25	3°
new B11056	●	45°	2	30°	1.2	60°	9.7	15.25	3°
new B11058	●	35°	2	15°	1.6	60°	9.7	15.25	3°
new B11061	●	45°	1	25°	1.0	60°	9.7	15.25	3°
new B11062	●	30°	1.3	15°	1.0	52°	9.7	15.25	3°
new B11063	●	38°	2.5	15°	1.60	60°	9.7	15.25	3°
new B11064	●	30°	2	15°	1.40	60°	9.7	15.25	3°
new B11065	●	45°	1	25°	0.8	52°	9.7	15.25	3°
new B11066	●	20°	3	10°	2.0	75°	9.7	15.25	3°
new B11069	●	30°	3	15°	1.8	45°	9.7	15.25	3°
new B11070	●	45°	1.2	32°	1	60°	8.15	15.10	3°
new B11071	●	45°	1	32°	1	60°	8.15	15.10	3°
new B11074	●	45°	1.5	30°	1.4	60°	9.7	15.25	3°
new B11075	●	45°	2	15°	1	60°	9.7	15.25	3°
new B11076	●	30°	1.90	15°	1	45°	9.7	15.25	3°
new B11077	●	30°	2.5	15°	1.4	60°	9.7	15.25	3°
new B11078	●	45°	1.6	30°	1.4	60°	9.7	15.25	3°
new B11079	●	30°	1.3	15°	2.0	45°	9.7	15.25	3°
new B11080	●	30°	1.8	15°	2.0	45°	9.7	15.25	3°
new B11081	●	30°	3.0	15°	2.0	45°	9.7	15.25	3°
new B11082	●	45°	1.0	30°	2.0	60°	9.7	15.25	3°
new B11083	●	45°	1.1	30°	2.0	60°	9.7	15.25	3°
new B11084	●	45°	1.2	30°	2.0	60°	9.7	15.25	3°
new B11085	●	45°	1.3	30°	2.0	60°	9.7	15.25	3°
new B11086	●	45°	1.6	30°	2.0	60°	9.7	15.25	3°
new B11087	●	45°	2.0	30°	2.0	60°	9.7	15.25	3°
new B11088	●	45°	2.5	30°	2.0	60°	9.7	15.25	3°
new B11089	●	35°	2.0	15°	1.5	70°	9.7	15.25	3°
new B11090	●	35°	2.5	15°	2.5	70°	9.7	15.25	3°
new B11091	●	25°	2.5	15°	2.0	45°	9.7	15.25	3°



Uç Kodu
Insert Code
Wendeplatten-Bezeichnung

Stok
Stock
Lager

Uç Ölçüleri (mm)
Insert Dimension (mm)
Abmessung (mm)

Uç Kodu Insert Code Wendeplatten-Bezeichnung	Stok Stock Lager	S°	SW	A	L	α	R
B11015	●	0°	9.85	9.85	15.10	3°	0.80
B11023	●	0°	7.7	7.7	15.10	3°	0.80
B11024	●	20°	8.2	9.75	15.10	3°	-
B11025	●	25°	10	9.65	15.10	3°	-
B11026	●	30°	9	9.65	15.10	3°	-
B11027	●	35°	10	9.6	15.10	3°	-
B11028	●	45°	8.9	9.55	15.10	3°	-
B11057	●	0°	9.6	9.7	14.8	1°	0.2
B11067	●	0°	9.9	9.7	15.10	3°	0.2
new B11073	●	36°	10	9.7	15.10	3°	-
new B11092	●	15°	8.2	9.5	15.10	3°	-
new B11093	●	60°	8.4	9.5	15.10	3°	-

R: Sağ / Right / Rechts L: Sol / Left / Links

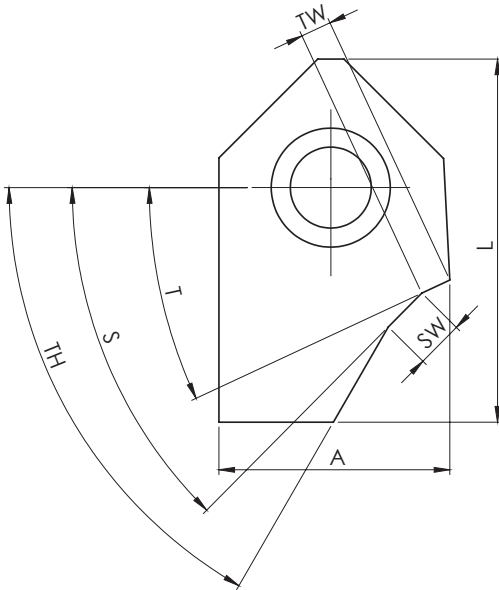
● Stokta / In Stock / Auf Lager ○ Stokta Yok / Non Stock Item / Kein Lagerartikel, Lieferzeit auf Anfrage

Sipariş Örneği/Ordering Example/Bestellbeispiel

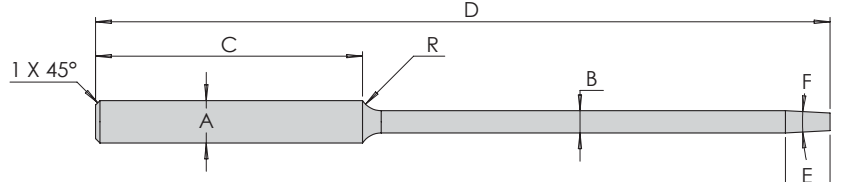

1 ad./pcs./stück B11015

SUPAP UCU BİLGİ ALMA FORMU

INFORMATION REQUEST FORM FOR VALVE SEAT INSERTS
INFORMATIONSFÖRMULAR FÜR VENTILSITZE



TW :	
L :	
SW :	
A :	
T° :	
S° :	
TH° :	
İLETİŞİM İÇİN: CONTACT: KONTAKT:	

Uç Kodu
Insert Code

Wendeplatten-Bezeichnung

Stok
Stock
LagerUç Ölçüleri (mm)
Insert Dimension (mm)
Abmessung (mm)

Uç Kodu Insert Code Wendeplatten-Bezeichnung	Stok Stock Lager	Ø B (h7)	C	R	D	Ø A (h6)	E	F
VCPM-0497-165	●	4.97	60	5	165	9.525	10	6°
VCPM-0498-165	●	4.98	60	5	165	9.525	10	6°
VCPM-0499-165	●	4.99	60	5	165	9.525	10	6°
VCPM-0500-165	●	5.00	60	5	165	9.525	10	6°
VCPM-0549-165	●	5.49	60	5	165	9.525	10	6°
VCPM-0550-165	●	5.50	60	5	165	9.525	10	6°
VCPM-0597-165	●	5.97	60	5	165	9.525	10	6°
VCPM-0598-165	●	5.98	60	5	165	9.525	10	6°
VCPM-0599-165	●	5.99	60	5	165	9.525	10	6°
VCPM-0600-165	●	6.00	60	5	165	9.525	10	6°
VCPM-0605-165	●	6.05	60	5	165	9.525	10	6°
VCPM-0606-165	●	6.06	60	5	165	9.525	10	6°
VCPM-0659-165	●	6.59	60	5	165	9.525	10	6°
VCPM-0660-165	●	6.60	60	5	165	9.525	10	6°
VCPM-0697-165	●	6.97	60	5	165	9.525	10	6°
VCPM-0698-165	●	6.98	60	5	165	9.525	10	6°
VCPM-0699-165	●	6.99	60	5	165	9.525	10	6°
VCPM-0700-165	●	7.00	60	5	165	9.525	10	6°
VCPM-0797-165	●	7.97	60	5	165	9.525	10	6°
VCPM-0798-165	●	7.98	60	5	165	9.525	10	6°
VCPM-0799-165	●	7.99	60	5	165	9.525	10	6°
VCPM-0800-165	●	8.00	60	5	165	9.525	10	6°
VCPM-0801-165	●	8.01	60	5	165	9.525	10	6°
VCPM-0802-165	●	8.02	60	5	165	9.525	10	6°
VCPM-0803-165	●	8.03	60	5	165	9.525	10	6°
VCPM-0824-165	●	8.24	60	5	165	9.525	10	6°
VCPM-0825-165	●	8.25	60	5	165	9.525	10	6°
VCPM-0849-165	●	8.49	60	5	165	9.525	10	6°
VCPM-0850-165	●	8.50	60	5	165	9.525	10	6°
VCPM-0897-165	●	8.97	60	5	165	9.525	10	6°
VCPM-0898-165	●	8.98	60	5	165	9.525	10	6°
VCPM-0899-165	●	8.99	60	5	165	9.525	10	6°
VCPM-0900-165	●	9.00	60	5	165	9.525	10	6°

R: Sağ / Right / Rechts L: Sol / Left / Links

Stokta / In Stock / Auf Lager *Stokta Yok / Non Stock Item / Kein Lagerartikel, Lieferzeit auf Anfrage

Sipariş Örneği/Ordering Example/Bestellbeispiel

1 ad./pcs./stück VCPM-0497-165



ОФИЦИАЛЬНЫЙ
ДИСТРИБЬЮТОР
В РОССИИ



ООО «АРТИГО»
INFO@ARTIGO.TOOLS
WWW.ARTIGO.TOOLS

ARTIGO