

Evermore®

>>> www.evermore-tools.com



日系車銑複合刀座

ROTARY & STATIC TOOL HOLDERS

JAPAN SERIES



Index

Evermore[®]

MAZAK SYSTEM TOOLS

A

AMADA WASINO SYSTEM TOOLS

B

MORI SEIKI SYSTEM TOOLS

C

MIYANO SYSTEM TOOLS

D

MURATEC SYSTEM TOOLS

E

NAKAMURA TOME SYSTEM TOOLS

F

OKUMA SYSTEM TOOLS

G

TAKAMAZ SYSTEM TOOLS

H

STAR SYSTEM TOOLS

I

CITIZEN SYSTEM TOOLS

J

TAKISAWA SYSTEM TOOLS

L

DN SOLUTIONS(DOOSAN)

DAEWOO

HWACHEON

HYUNDAI WIA

SMEC

**KOREA SERIES BMT
SYSTEM TOOLS**

M

REDUCING SLEEVES

ER SPRING COLLET CHUCK SYSTEM

N

Company Profile

Evermore®

Online HD Video: <http://www.evermore-hdv.tw>

Website: <http://www.evermore-tools.com>

從1979年創立以來，致力於專業製造工具機零組件及配件，生產各種車銑複合車床刀座和CNC刀桿等精密機械配件，並創立了EVERMORE和GOLDEN GOOSE這兩個品牌。

無論在品質維護、技術研發、產能穩定等各方面，多年來始終維持不斷精進的腳步；1992年，成立VDI部門，生產各種車銑複合車床VDI動力刀座和固定刀座；2002年，延續勤堃成功的經驗，開始生產CNC刀桿，精鏜粗鏜刀桿，HSK刀桿等精密機械配件；2008年，成立EverRobot自動化部門，主要從事專業工業機器人製造，自動化生產線規劃設計及集成銷售的企業，公司通過自主研發，可提供一系列的工業機器人產品，六軸通用機器人從6公斤到160公斤載重範圍，碼垛機器人80公斤和180公斤可供客戶選擇，另外提供自動化末端手指及零件夾具的設計及生產製造。

公司提供從硬體到軟體的設計，給予令人滿意的解決方案，幫助客戶降低成本，提高生產效率及產品品質，全面推進企業的市場競爭力！盡我們最大的力量滿足客戶需求！

EVERMORE MACHINE CO., LTD.

Established in 1979 specializing in the manufacture of Keyless Drill Chucks under the brand names Evermore and Golden Goose.

The company is always pushing ahead and improving business operations, product quality, developing new technology, and stabilizing production capacity. In 1992 the company set up its VDI department producing VDI turning/milling tool holders, and in 2002 successfully began producing CNC tool holder, Boring tooling system, tool holders and other precision machine accessories. In 2008 the company started its operation in the manufacturing and integrated distribution of professional industrial robots, as well as relevant planning and design of automated production systems. Through years of development and research, we can provide a series of industrial robot models suitable for ordinary load applications, ranging from 6kg to 160kg, and for palletizing applications ranging from 80kg to 180kg, for many option by our customers. In addition, we also render the design and manufacturing services for the automated end-gripping systems and parts clamps.

With our specialization in hardware and software design, we are able to provide satisfactory solutions in helping customers lower cost, enhance production efficiency and product quality in the hope that they may alleviate the corporate competitiveness in the market. Our philosophy is so satisfy customer demands with whatever we offer.

90度內外滾齒刀座

90-DEGREE INTERNAL AND EXTERNAL GEAR HOBBING HOLDER



滾齒動力刀座

可以直接裝在帶動力刀塔的車床上進行齒輪的加工，減少了在兩台不同的機器（車床和滾齒機）上裝卸工件的停機時間。

■ 特點：

- 高剛性及高旋轉精度
- 最大偏擺角度 $\pm 30^\circ$
- 可互換的心軸有不同尺寸可供選擇
- 可以加工直齒或斜齒圓柱齒輪以及直齒圓錐齒輪



車齒刀座

先進的工具機技術與創新的刀具概念相結合，使得將眾所周知的齒輪刮齒工藝經濟地用於批量生產成為可能。

■ 特點：

- 高剛性及高旋轉精度
- 使用液壓夾頭可以快速更換刀具
- 最大偏擺角度 $\pm 45^\circ$
- 可以加工內直輪，外直齒，斜齒輪，花鍵等
內部和外部冷卻液供應



HSK-MODULAR TOOLING SYSTEM

Adopt modular design, integral tool holder in the past, if the cutting head is broken, the whole tool will be useless. Modular tooling system, if cutting head is broken and the tool holder is not. Replace a new cutting head and the tool holder can be used continuously. The tool holder can assemble different cutting heads to reduce the cost. Reduce tool change time. Add the tool magazine capacity. And Reduce cost and improve efficiency. Tool holders always have internal coolant and correct coolant direction to the insert tip.

■ Feature:

- One modular tool holder can assemble four different cutting heads at same time.
- It may satisfy users different demand, such as rough turning, fine turning, grooving, threading and different requirements.
- Use modular tool adaptor may help you to save space in the tool magazine and you will spend less time changing tools.

複合加工機（モジュール化） HSK ツーリングシステム

モジュール化された設計によりヘッドを自由に交換できます。ツールが衝撃を受けてもホルダ本体は破損しにくく、ヘッドを交換すれば引き続き使用できます。逆に一体式構造の場合はヘッドが破損するだけで、ツールすべてが使用できなくなります。モジュール化設計は異なるタイプのヘッドに交換するだけで、粗加工、仕上げ加工、溝切り、ねじ切りなど異なる旋盤加工が可能です。非常に便利で実用的な機能により生産コストを大幅にカットすることができます。センタークーラント供給設計はツール先端を効果的かつダイレクトに冷却し、旋盤加工時に発生する熱量とチップ磨耗を低減することにより、チップの使用寿命を延長します。

■ 特徴：

- 一つのホルダに用途の異なる四種類のモジュール化ヘッドを装着できます。
- 一回で粗加工、仕上げ加工、溝切り、ねじ切りなど異なる要求を満たせます。
- 一つのポジションが完成した後に、ATCでツール交換する必要はありません。機械主軸を90°の倍数で回転させるだけで、異なるヘッドで加工することができます。それにより加工時間とツール交換時間を短縮することができ、ツールマガジンの本数制限の問題を解決し、生産コストを効果的に低減します。
- 特殊設計されたツールは高剛性・高精度を保ち、自由な組合せと素早い使用を実現します。

PSC系列產品 高精度，高鋼性，高轉速！！
PSC High- Rigid, High- Precision, High- Efficiency!!



車銑複合加工高精度(模組化)刀柄 PSC POLYGON-SHANK TOOLING SYSTEM
複合加工機 (モジュール化) PSCツールングシステム

■ 產品特色：

- PSC模組化刀具系統能提高生產效率，可滿足更多複雜加工的需要。
- 刀頭分體設計，當刀頭損壞時，無需整支報廢，更換刀頭即可。
- 減少換刀時間
- 節省刀具庫空間
- 降低刀具成本，一把刀具代替多把刀具。

■ Feature:

- PSC modular design improves production efficiency.
- Sub-body design. If cutting head is broken, and the tool holder is not. Only replace a new cutting head, and the tool holder can be used continuously.
- It may satisfy users different demand, such as rough turning, fine turning, grooving, threading, drilling, and different requirements.
- Saving the capacity of the tool magazine.
- Spend less time changing tools.
- Reduce cost and improve efficiency.



VDI 車銑複合動力刀座
VDI LIVE TOOLING SYSTEM
VDI 回轉工具



高精度、高轉速、減少干涉！！
High-Precision High-Speed
Minimizes interference!!



HIGH PRECISION HYDRAULIC TOOL HOLDER
高精度液壓刀柄

LIVE TOOL HOLDER FOR JAPANESE SERIAL TURNING MILL MACHINE
日本系統複合加工回轉工具



PSC - 快換模組化系統 高效率、低成本、多樣化！

PSC - QUICK CHANGE SYSTEM
FOR ROTARY & STATIC HOLDERS



快速換刀系統

Quick-change Clamping System

■ 特色：

- 少量多樣化的最佳選擇
- 降低刀具庫存成本, 小投資大產能的效益
- 校刀高效率-縮短每種不同零件在機床的校刀設定時間
- 更換快換刀把時只需一般六角扳手, 不需複雜的特殊扳手

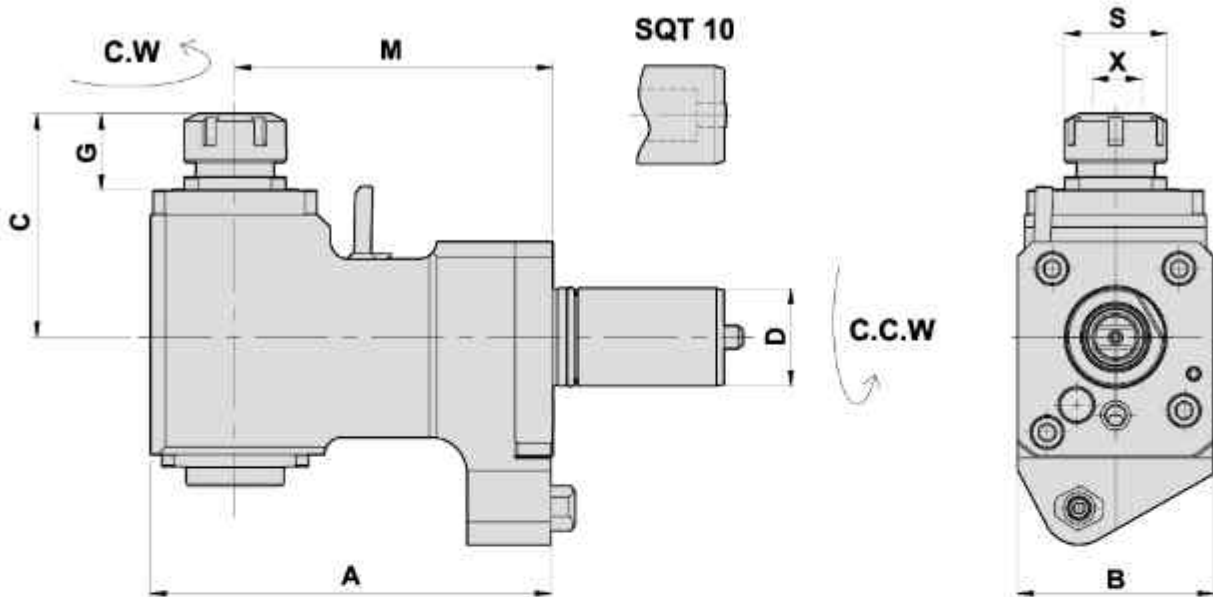
■ Feature:

- Optimal selection with small quantity but great diversity.
- Reducing the cost for the storage of blades to achieve the benefit of large production capacity with small investment.
- High efficiency in blade calibration- reducing the setup time of blade calibration on each type of machines with different components.
- Only a conventional hex-key wrench is required during the rapid replacement of the blade without the need of complicated special wrench.

H TYPE MILLING AND DRILLING HEAD FOR MAIN SPINDLE

TYPE MAZAK SUPER QUICK TURN

H系(徑向)鑽銑刀座 (90°)



- To be used for collet DIN 6499
- External coolant supply
- Collet is not included

DIMENSIONS

Machine Type	Models	D	X Capacity	S	Maximum R.P.M.	A	B	C	G	M	Code No.	Order No.	(Kg) Weight
SQT 10M-12D 15M-16D SQT200M-16D 250M-16D	QTN 100M/150M SQT 10M	40	1-16 ER25	42	5000	135	75	92.5	32.5	100	2401AA-000	5352100	7.9
SQT 10M-12D 15M-16D SQT200M-16D 250M-16D	QTN 100M/150M SQT 10M	40	2-20 ER32	50	5000	135	75	101	41	100	2401AY-000	5352132	8
SQT 15M-12D 18M-12D SQT200M-12D 250M-12D	QTN 200M/250M	40	1-16 ER25	42	5000	165	80	92	32	130	2401AH-000	5362100	9
	SQT 15/18M	40	2-20 ER32	50	5000	165	80	95	35	130	2401AI-000	5362132	9
	SQT 15/18M	40	2-20 ER32	50	(1:2) 10000	169	80	103	37	130	2401AT-000	*5362132-1 增速	11.6
QTNX 300M/350M	SQT 28M/30M	50	2-20 ER32	50	5000	203	96	125	40	160	2501AA-000	5382002	18.1
QTNX 300M/350M	SQT 28M/30M	50	3-26 ER40	63	5000	203	96	130	45	160	2501AB-000	5382002 -ER40	18.3

*1.2倍增速

H TYPE TAPPING HEAD

H系(徑向)彈性攻牙刀座 (90°)

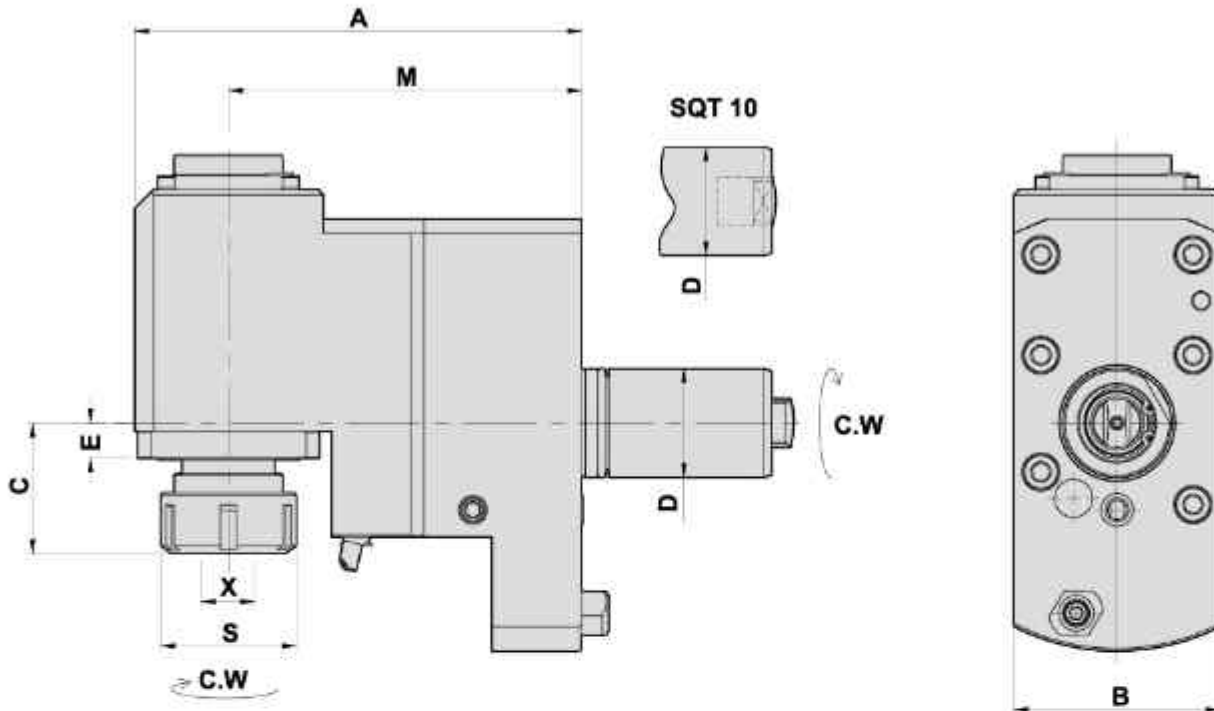
DIMENSIONS

Machine Type	Models	D	X Capacity	S	Maximum R.P.M.	A	B	C	G	M	Code No.	Order No.	(Kg) Weight
SQT 10M-12D 15M-16D SQT200M-16D 250M-16D	QTN 100M/150M SQT 10M	40	1-10 ER16	30	3000	135	75	99	39	100	2401AB-000	5352300	7.9
SQT 15M-12D 18M-12D SQT200M-12D 250M-12D	QTN 200M/250M SQT 15/18M	40	1-13 ER20	35	3000	165	80	109	49	130	2401AJ-000	5362300	9.1

H TYPE BACK MILLING . DRILLING HEAD FOR SUB SPINDLE

TYPE MAZAK SUPER QUICK TURN

H系(徑向)後加工鑽銑刀座 (90°)



- To be used for collet DIN 6499
- External coolant supply
- Collet is not included

DIMENSIONS

Machine Type	Models	D	X Capacity	S	Maximum R.P.M.	A	B	C	E	M	Code No.	Order No.	(Kg) Weight
SQT 10M-12D 15M-16D SQT200M-16D 250M-16D	QTN 100M/150M SQT 10M	40	1-16 ER25	42	5000	135	76	44	13	100	2401AC-000	5354300	8.8
SQT 15M-12D 18M-12D SQT 200M-12D 250M-12D	QTN 200M/250M SQT 15M/18M	40	1-16 ER25	42	5000	165	76	46	13	130	2401AK-000	5364300	11.2
			2-20 ER32	50	5000	165	76	48	13	130	2401AL-000	5364332	11.2

H TYPE BACK TAPPING HEAD

H系(徑向)後加工彈性攻牙刀座 (90°)

DIMENSIONS

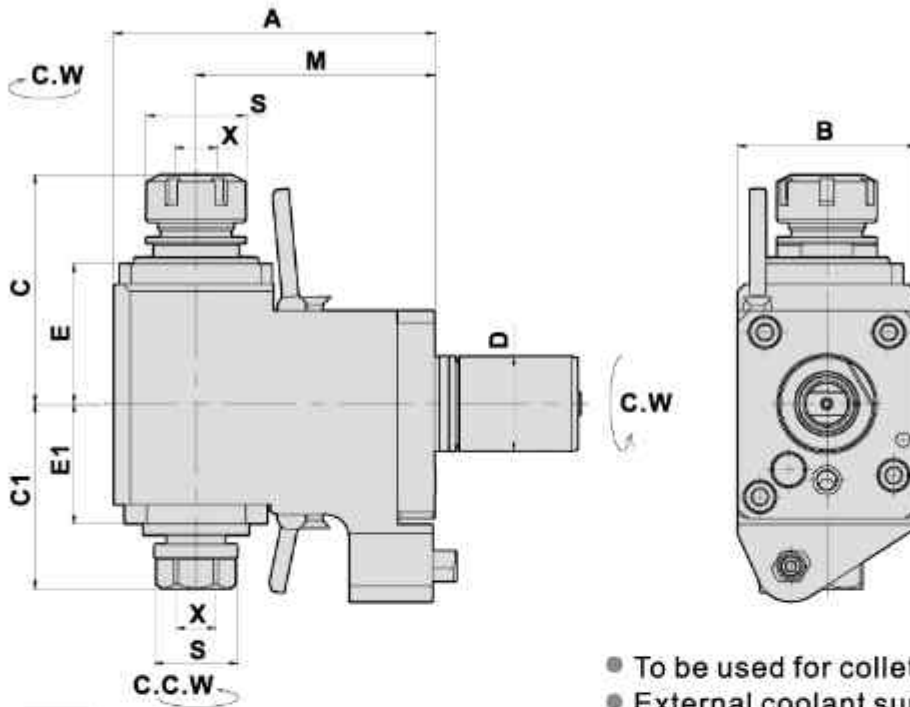
Machine Type	Models	D	X Capacity	S	Maximum R.P.M.	A	B	C	E	M	Code No.	Order No.	(Kg) Weight
SQT 10M-12D 15M-16D SQT200M-16D 250M-16D	QTN 100M/150M SQT 10M	40	1-10 ER16	30	3000	135	76	52	13	100	2401AD-000	5354200	8.8
SQT 15M-12D 18M-12D SQT200M-12D 250M-12D	QTN 200M/250M SQT 15M/18M	40	1-13 ER20	35	3000	165	76	79	13	130	2401AM-000	5364200	11.4

H TYPE MILLING . DRILLING HEAD DOUBLE HEADS

Evermore

TYPE MAZAK SUPER QUICK TURN

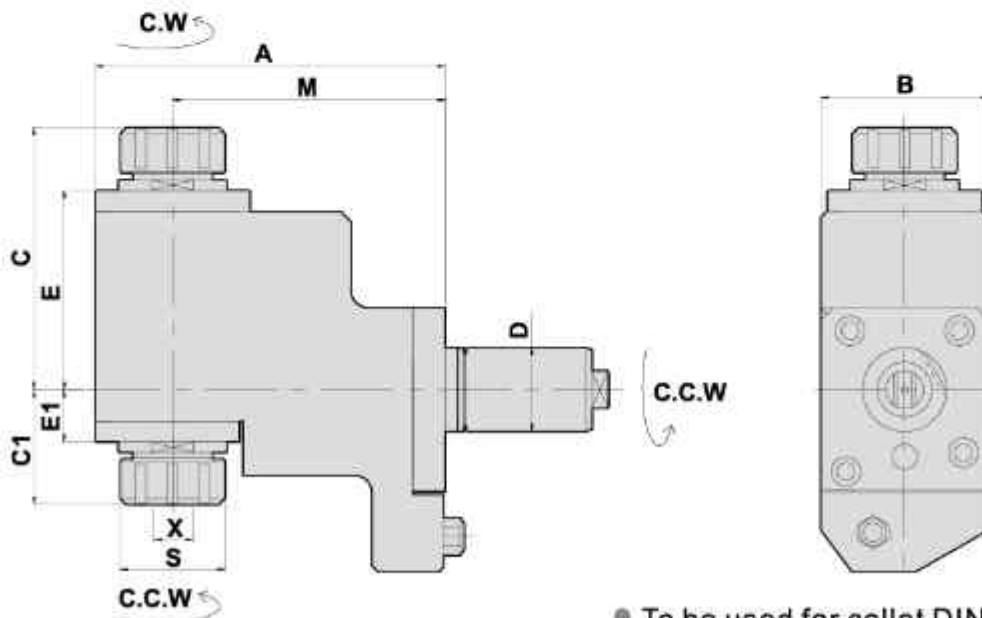
H系(徑向)雙頭鑽銑刀座(90°)



- To be used for collet DIN 6499
- External coolant supply
- Collet is not included

DIMENSIONS

Machine Type	Models	D	X Capacity	S	Maximum R.P.M.	A	B	C	C1	E	E1	M	Code No.	Order No.	(Kg) Weight
SQT 10M-12D 15M-16D	QTN100M/150M	40	1st-ER25	42	5000	135	75	96	77.5	59	50	100	2401AE-000	5352111	7.8
SQT200M-16D 250M-16D	SQT 10M		2hd-ER20	35											



- To be used for collet DIN 6499
- External coolant supply
- Collet is not included

DIMENSIONS

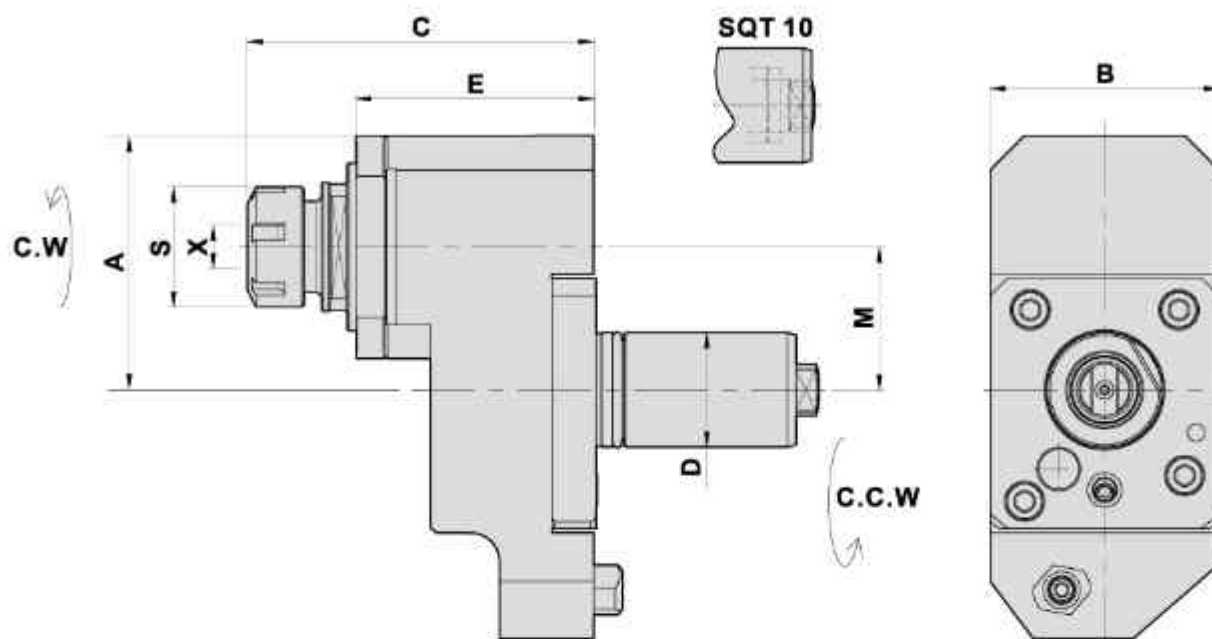
Machine Type	Models	D	X Capacity	S	Maximum R.P.M.	A	B	C	C1	E	E1	M	Code No.	Order No.	(Kg) Weight
SQT 15M-12D 18M-12D	QTN200M/250M	40	2-20	50	5000	167	80	127	57	89	19	130	2401AN-000	5364111	10.7
SQT200M-12D 250M-12D	SQT 15/18M		ER32												

V TYPE MILLING. DRILLING HEAD OFFSET

Evermore

TYPE MAZAK SUPER QUICK TURN

V系(軸向)偏心鑽銑刀座 (0°)



- To be used for collet DIN 6499
- External coolant supply
- Collet is not included

DIMENSIONS

Machine Type	Models	D	X Capacity	S	Maximum R.P.M.	A	B	C	E	M	Code No.	Order No.	(Kg) Weight
SQT 10M-12D 15M-16D SQT200M-16D 250M-16D	QTN 100M/150M SQT 10M	40	1-16 ER25	42	6000	86	75	101	90	50	1401AC-000	5352700-25A	6.4
						88	75	120	82	50	1401AD-000	5352700	6.6
						57	75	106.5	76.5	29	1401AAH000	5352700-25-29	4
SQT 15M-12D 18M-12D SQT200M-12D 250M-12D	QTN 200M/250M SQT 15M/18M	40	1-16 ER25	42	6000	89	80	122	84	50	1401AN-000	5362200	7.2
					(1:2) 10000	89	75	118	84	50	+1401AO-000	+5362201	6.7
			2-20 ER32	50	6000	89	80	125.5	84	50	1401AP-000	5362232	7.2
QTNX 300M/350M	SQT 28M/30M	50	2-20 ER32	50	6000	114	96	153	100	70	1501AC-000	5382100	12.3
QTNX 300M/350M	SQT 28M/30M	50	3-26 ER40	63	6000	114	96	157	100	70	1501AD-000	5382100-ER40	12.5

*1.2倍増速

V TYPE TAPPING HEAD OFFSET

V系(軸向)偏心彈性攻牙刀座 (0°)

DIMENSIONS

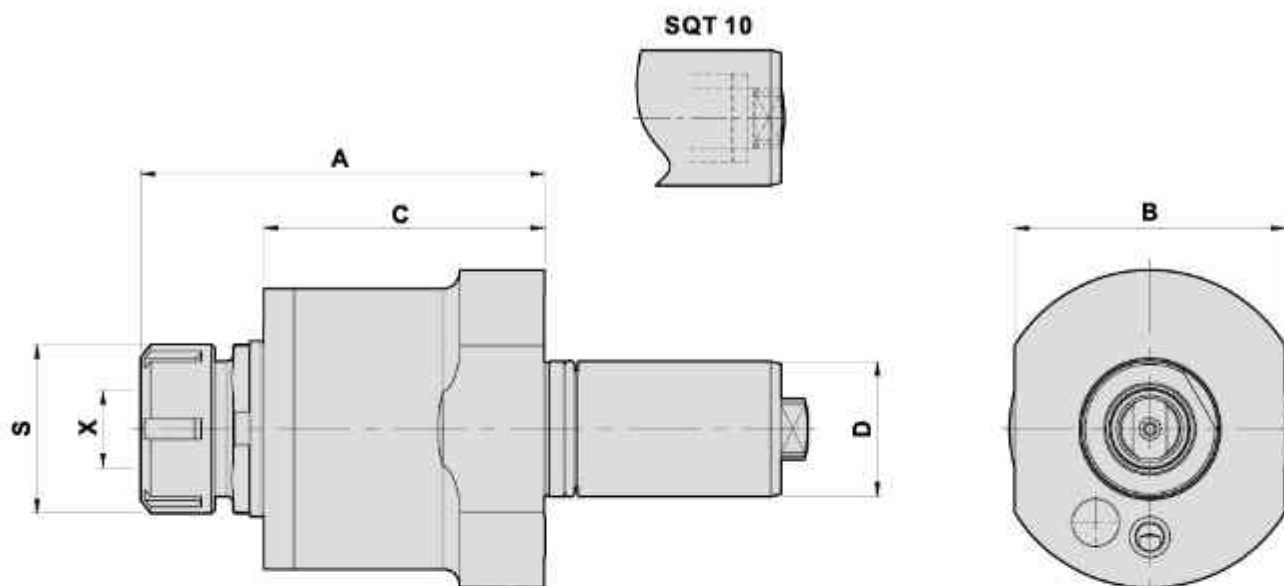
Machine Type	Models	D	X Capacity	S	Maximum R.P.M.	A	B	C	E	M	Code No.	Order No.	(Kg) Weight
SQT 10M-12D 15M-16D SQT200M-16D 250M-16D	QTN 100M/150M SQT 10M	40	1-10 ER16	30	4000	88	75	119	81.5	50	1401AE-000	5352800	6.5
			1-13 ER20	35	4000	88	75	121	82	50	1401AAD000 -TER20	5352800	6.6
SQT 15M-12D 18M-12D SQT200M-12D 250M-12D	QTN 200M/250M SQT 15/18M	40	1-13 ER20	35	4000	89	80	123	84	50	1401AQ-000	5362400	7.1

V TYPE MILLING. DRILLING HEAD DA-SERIES

Evermore

TYPE MAZAK SUPER QUICK TURN

V系(軸向)鑽銑刀座 (0°)



- To be used for collet DIN 6499
- External coolant supply
- Collet is not included

DIMENSIONS

Machine Type	Models	D	X Capacity	S	Maximum R.P.M.	A	B	C	Code No.	Order No.	(Kg) Weight
SQT 10M-12D 15M-16D SQT200M-16D 250M-16D	QTN 100M/150M SQT 10M	40	1-16 ER25	42	6000	93	75	62.5	1401AA-000	5352200	3.1
SQT 15M-12D 18M-12D SQT200M-12D 250M-12D	QTN 200M/250M SQT 15/18M	40	2-20 ER32	50	6000	119.5	80	82.5	1401AJ-000	5362218	4.2

V TYPE TAPPING HEAD V系(軸向)彈性攻牙刀座 (0°)

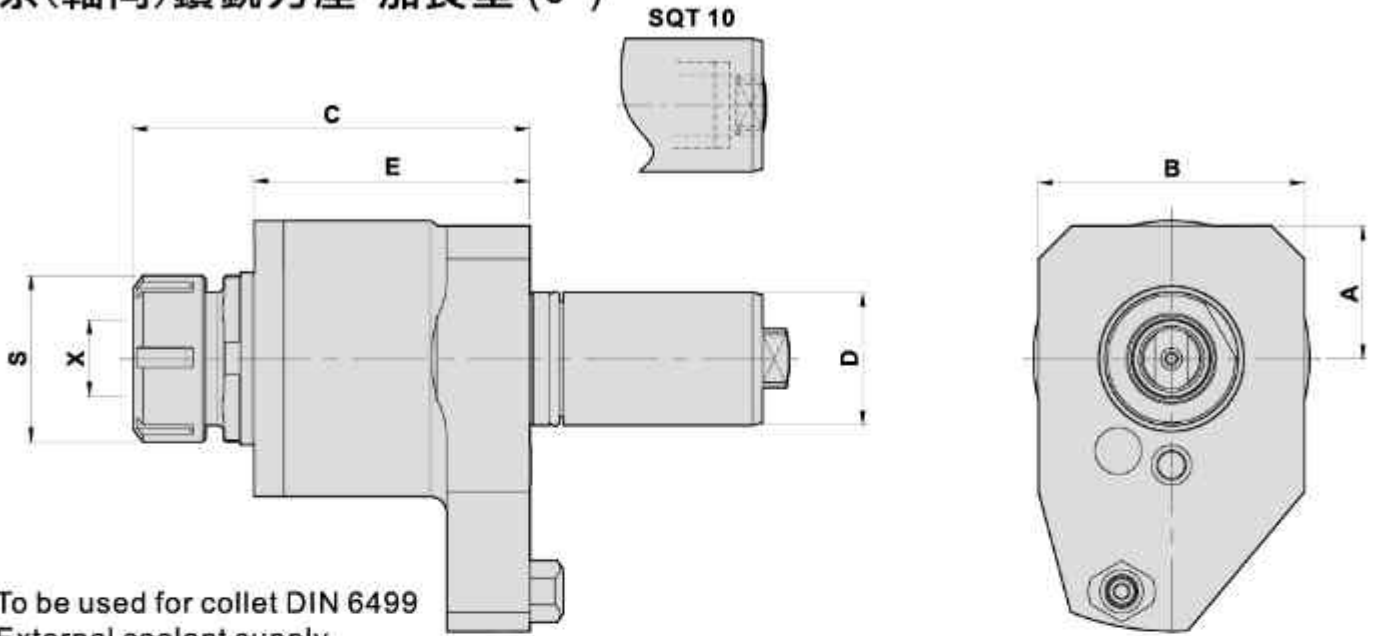
DIMENSIONS

Machine Type	Models	D	X Capacity	S	Maximum R.P.M.	A	B	C	Code No.	Order No.	(Kg) Weight
SQT 10M-12D 15M-16D SQT200M-16D 250M-16D	QTN 100M/150M SQT 10M	40	1-10 ER16	30	3000	100	75	62.5	1401AB-000	5352400	3.1
SQT 15M-12D 18M-12D SQT200M-12D 250M-12D	QTN 200M/250M SQT 15/18M	40	1-13 ER20	35	3000	127	80	82.5	1401AK-000	5362220	4.3

V TYPE MILLING .DRILLING HEAD DA-SERIES, EXTENSION

TYPE MAZAK SUPER QUICK TURN

V系(軸向)鑽銑刀座-加長型 (0°)

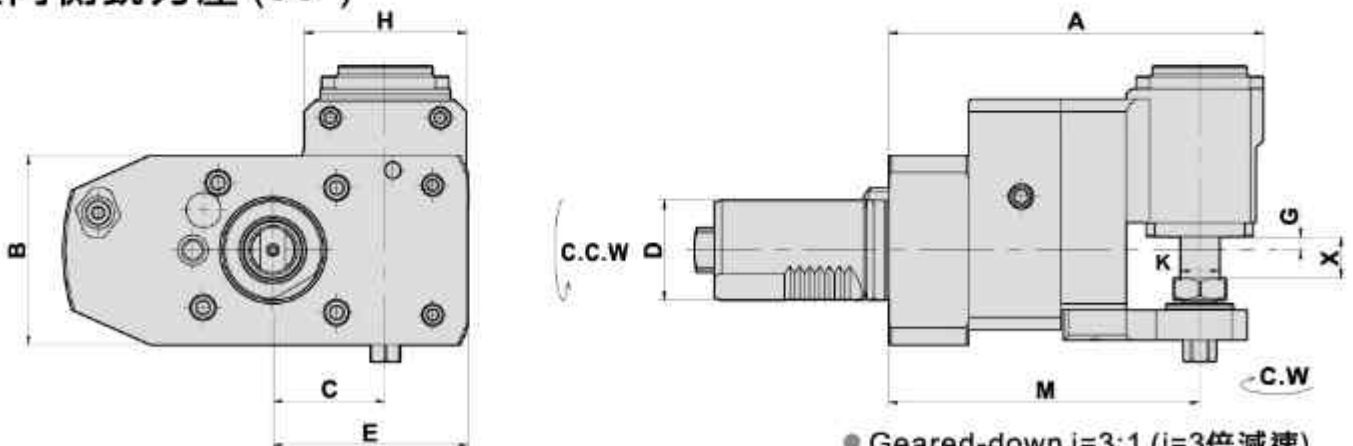


- To be used for collet DIN 6499
- External coolant supply
- Collet is not included

DIMENSIONS

Machine Type	Models	D	X Capacity	S	Maximum R.P.M.	A	B	C	E	Code No.	Order No.	(Kg) Weight
SQT 15M-12D 18M-12D	QTN 200M/250M	40	2-20	50	6000	40	80	119.5	82.5	1401AL-000	5362632	4.7
SQT200M-12D 250M-12D	SQT 15/18M		40			ER32	40	80	133.5	98.5	1401AM-000	5362632-L

H TYPE MILLING .DRILLING HEAD DISK CUTTER UNITS 徑向側銑刀座 (90°)



- Geared-down $i=3:1$ ($i=3$ 倍減速)
- To be used for collet DIN 6499
- External coolant supply

DIMENSIONS

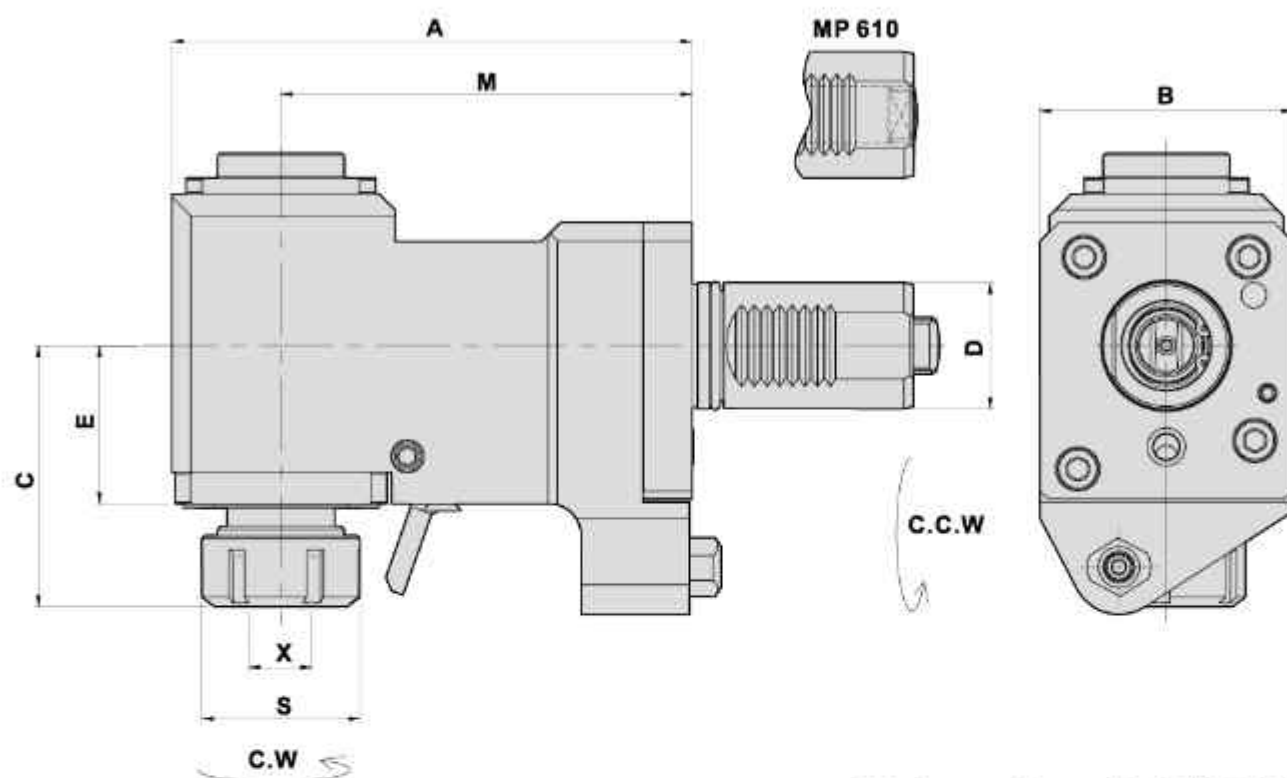
Machine Type	Models	D	Maximum R.P.M.	X	A	B	C	E	G	H	K	M	Code No.	Order No.	(Kg) Weight
SQT 15M-12D 18M-12D	QTN 200M/250M	40	3000	16	150	76	45	78	5	65	16	125	2401A4-000	SQT15M /18M-16C-3	8
SQT200M-12D 250M-12D	SQT 15/18M														

H TYPE MILLING. DRILLING HEAD

Evermore

TYPE MAZAK MULTIPLEX

H系(徑向)鑽銑刀座 (90°)



- To be used for collet DIN 6499
- External coolant supply
- Collet is not included

DIMENSIONS

Machine Type	Models	D	X Capacity	S	Maximum R.P.M.	A	B	C	E	M	Code No.	Order No.	(Kg) Weight
MP 410N-12D 415N-12D MP 610-12D 6200-16D	MP 610	40	1-16 ER25	42	5000	150	75	80.5	50	115	2401AF-000	5346800	8.1
MP 420N-12D 620N-12D MP 620-12D 6200-12D	MP 620	40	1-16 ER25	42	5000	165	80	80.5	50	130	2401AP-000	5347600	8.8
			2-20 ER32	50	5000	165	80	82.5	50	130	2401AQ-000	5347632	8.9
			2-20 ER32	50	(1:2) 10000	169	88	103	68	130	* 2401AR-000	*5347632-1	11.1

*1.2倍增速

H TYPE TAPPING HEAD

H系(徑向)彈性攻牙刀座 (90°)

DIMENSIONS

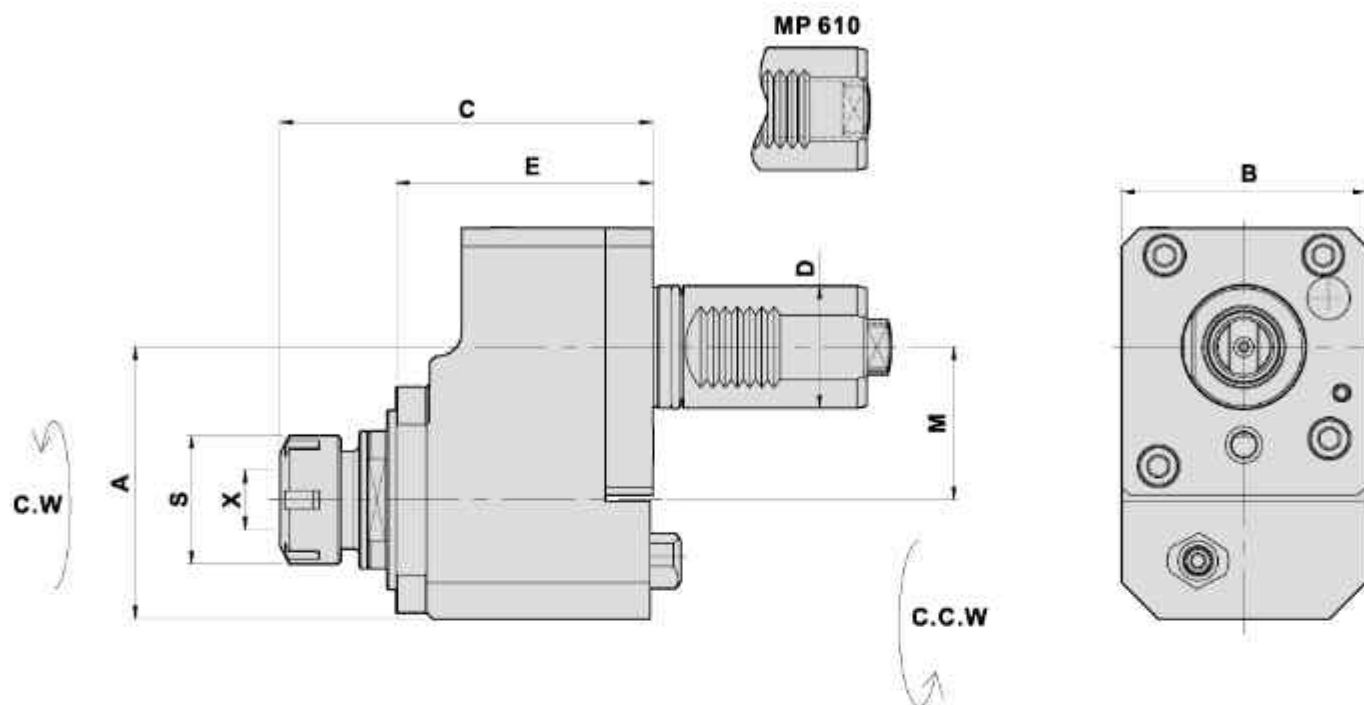
Machine Type	Models	D	X Capacity	S	Maximum R.P.M.	A	B	C	E	M	Code No.	Order No.	(Kg) Weight
MP 410N-12D 415N-12D MP 610-12D 6200-16D	MP 610	40	1-10 ER16	30	3000	150	75	87.5	50	115	2401AG-000	5346600	8.1
MP 420N-12D 620N-12D MP 620-12D 6200-12D	MP 620	40	1-13 ER20	35	3000	160	80	115.5	50	130	2401AS-000	5347300	9.2

V TYPE MILLING. DRILLING HEAD OFFSET

Evermore

TYPE MAZAK MULTIPLEX

V系(軸向)偏心鑽銑刀座 (0°)



- To be used for collet DIN 6499
- External coolant supply
- Collet is not included

DIMENSIONS

Machine Type	Models	D	X Capacity	S	Maximum R.P.M.	A	B	C	E	M	Code No.	Order No.	(Kg) Weight
MP 410N-12D 415N-12D MP 610-12D 6200-16D	MP 610	40	1-16 ER25	42	6000	89	75	122	84	50	1401AH-000	5346100	5.9
MP 420N-12D 620N-12D MP 620-12D 6200-12D	MP 620	40	1-16 ER25	42	6000	89	80	122	84	50	1401AV-000	5347200	6.4
			2-20 ER32	50	6000	89	80	125.5	84	50	1401AW-000	5347232	6.4

V TYPE TAPPING HEAD OFFSET

V系(軸向)偏心彈性攻牙刀座 (0°)

DIMENSIONS

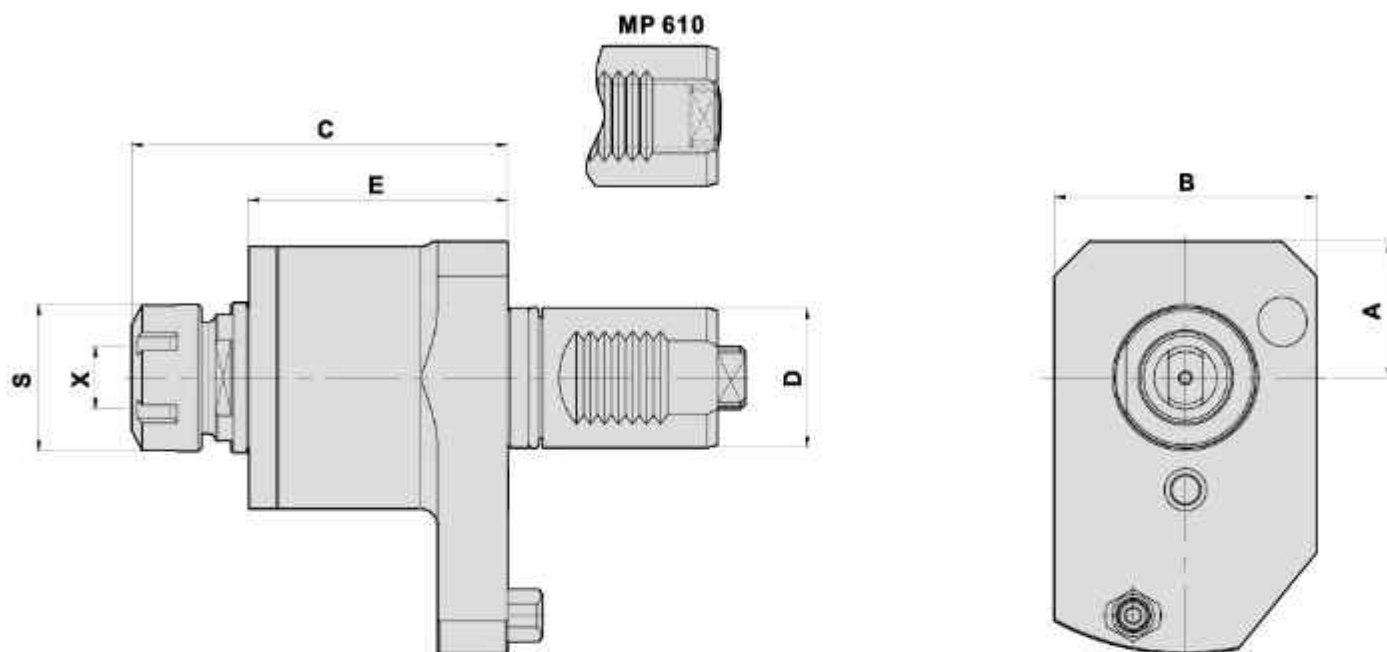
Machine Type	Models	D	X Capacity	S	Maximum R.P.M.	A	B	C	E	M	Code No.	Order No.	(Kg) Weight
MP 410N-12D 415N-12D MP 610-12D 6200-16D	MP 610	40	1-10 ER16	30	3000	89	75	122	84	50	1401AI-000	5346200	5.9
MP 420N-12D 620N-12D MP 620-12D 6200-12D	MP 620	40	1-13 ER20	35	3000	89	80	123.5	84	50	1401AX-000	5347400	6.4

V TYPE MILLING. DRILLING HEAD DA-SERIES

Evermore

TYPE MAZAK MULTIPLEX

V系(軸向) 鑽銑刀座 (0°)

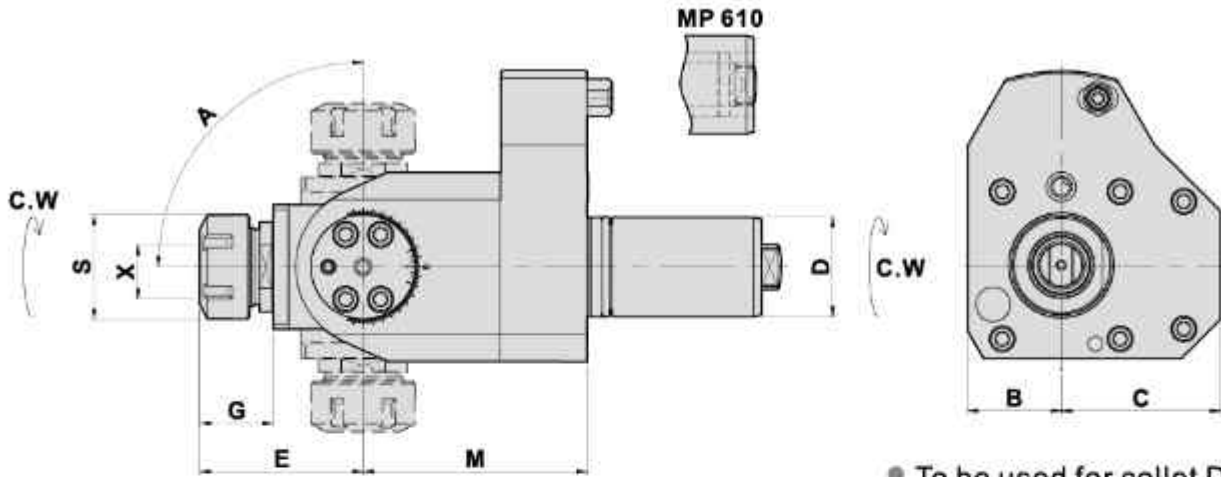


- To be used for collet DIN 6499
- External coolant supply
- Collet is not included

DIMENSIONS

Machine Type	Models	D	X Capacity	S	Maximum R.P.M.	A	B	C	E	Code No.	Order No.	(Kg) Weight
MP 410N-12D 415N-12D MP 610-12D 6200-16D	MP 610	40	1-16 ER25	42	6000	39	75	108	74	1401AG-000	5346101	3.6
MP 420N-12D 620N-12D MP 620-12D 6200-12D	MP 620	40	1-16 ER25	42	6000	40	80	119	82.6	1401AT-000	5347202	4.8
			2-20 ER32	50	6000	40	80	120	82.6	1401AU-000	5347201	4.7

萬向鑽銑刀座



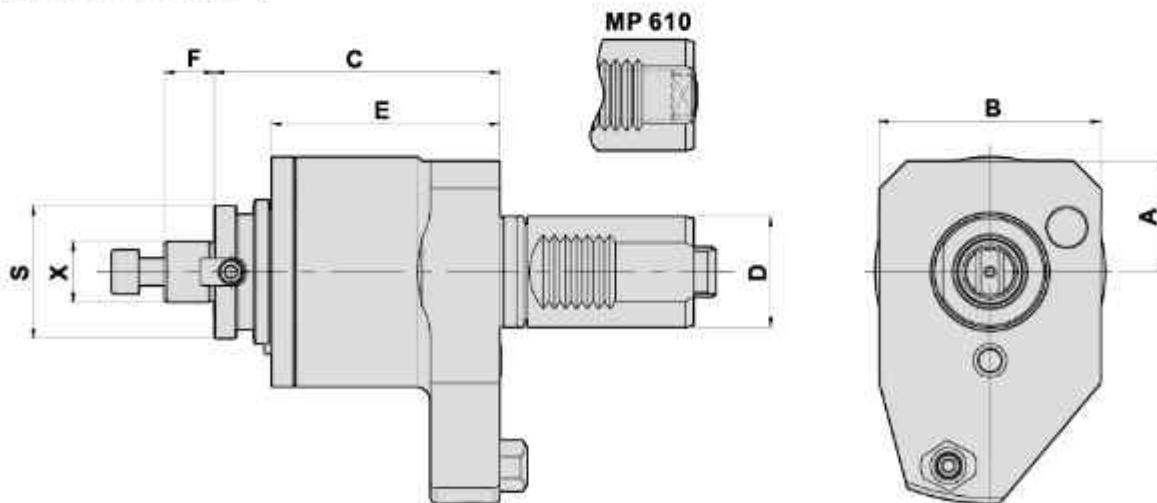
- To be used for collet DIN 6499
- External coolant supply
- Collet is not included

DIMENSIONS

Machine Type	Models	D	X Capacity	S	Maximum R.P.M.	A	B	C	E	G	M	Code No.	Order No.	(Kg) Weight
MP 410N-12D 415N-12D MP 610-12D 6200-16D	MP 610	40	1-16 ER25	42	5000	±90°	38	65	65.5	29.5	70	1401AAC000	5346101-25B	5.3
MP 410N-12D 415N-12D MP 610-12D 6200-16D	MP 610	40	1-16 ER25	42	5000	±90°	38	65	65.5	29.5	127	1401AAF000	5346101-25B-L	8.7
MP 420N-12D 620N-12D MP620-12D 6200-12D	MP 620	40	1-16 ER25	42	5000	±90°	38	65	65.5	29.5	90	1401AAG000	5347201-25B	7.1

AXIAL MILLING AND DRILLING HEAD

軸向銑削刀具 (0°)



- To be used for cutter arbor according to DIN 6358

DIMENSIONS

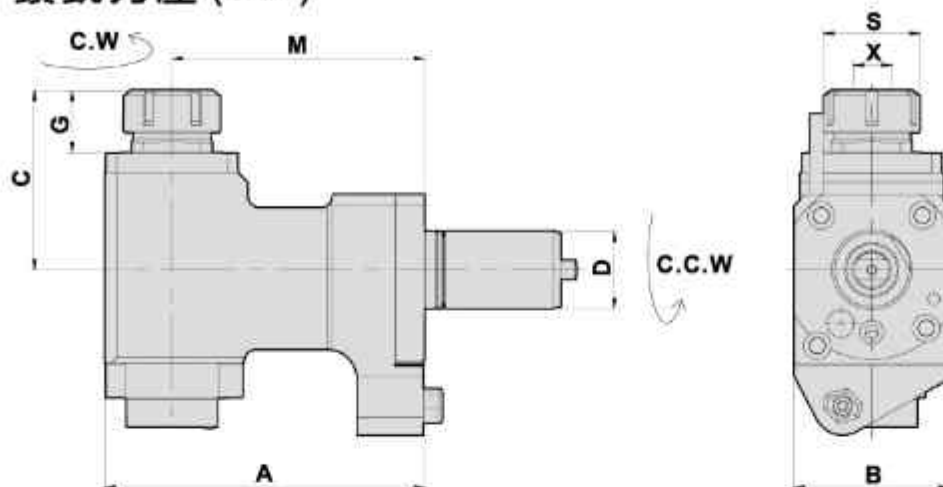
Machine Type	Models	D	X Capacity	S	Maximum R.P.M.	A	B	C	E	F	Code No.	Order No.	(Kg) Weight
MP 410N-12D 415N-12D MP 610-12D 6200-16D	MP 610	40	22	48	6000	39	75	94.5	75	18	1401AAA000	5346601-22C	3.9
MP 420N-12D 620N-12D MP620-12D 6200-12D	MP 620	40	22	48	6000	40	80	103	82.5	18	1401AAB000	5347601-22C	4.9

H TYPE MILLING AND DRILLING HEAD FOR MAIN SPINDLE

Evermore

TYPE MAZAK SUPER QUICK TURN

H系(徑向) 鑽銑刀座 (90°)



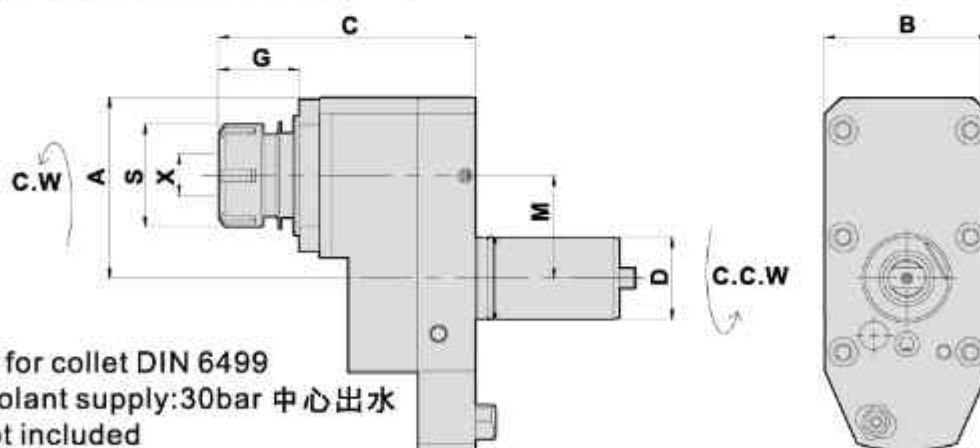
- To be used for collet DIN 6499
- Internal coolant supply: 50bar 中心出水
- Collet is not included

DIMENSIONS

Machine Type	Models	D	X Capacity	S	Maximum R.P.M.	A	B	C	G	M	Code No.	Order No.	(Kg) Weight
SQT 15M-12D 18M-12D SQT200M-12D 250M-12D	QTN 200M/250M SQT 15M/18M	40	2-20 ER32	50	5000	165	80	95	35	130	2401AO-000	CW-5362132	9.5
QTNX 300M/350M	SQT 28M/30M	50	2-20 ER32	50	5000	203	96	128	43	160	2501AF-000	CW-5382002	18.5
QTNX 300M/350M	SQT 28M/30M	50	3-26 ER40	63	5000	203	96	130	45	160	2501AC-000	CW-5382002-ER40	18.6

V TYPE MILLING AND DRILLING HEAD OFFSET

V系(軸向) 偏心鑽銑刀座 (0°)



- To be used for collet DIN 6499
- Internal coolant supply: 30bar 中心出水
- Collet is not included

DIMENSIONS

Machine Type	Models	D	X Capacity	S	Maximum R.P.M.	A	B	C	G	M	Code No.	Order No.	(Kg) Weight
SQT 15M-12D 18M-12D SQT200M-12D 250M-12D	QTN 200M/250M SQT 15M/18M	40	2-20 ER32	50	6000	88	80	125	39	50	1401AS-000	CW-5362232	7
QTNX 300M/350M	SQT 28M/30M	50	2-20 ER32	50	6000	108	96	135	41.5	70	*1501AG-000	CW-5382100	10.5
QTNX 300M/350M	SQT 28M/30M	50	3-26 ER40	63	6000	108	96	142	50.5	70	*1501AF-000	CW-5382100-ER40	11

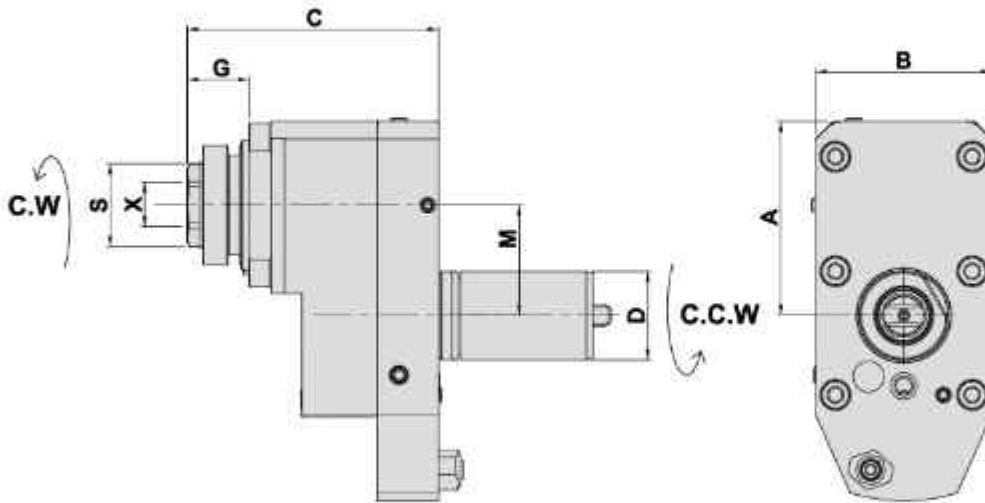
* 轉向為C.W-C.W

V TYPE MILLING AND DRILLING HEAD OFFSET

Evermore

TYPE MAZAK SUPER QUICK TURN

V系(軸向)偏心鑽銑刀座 (0°)



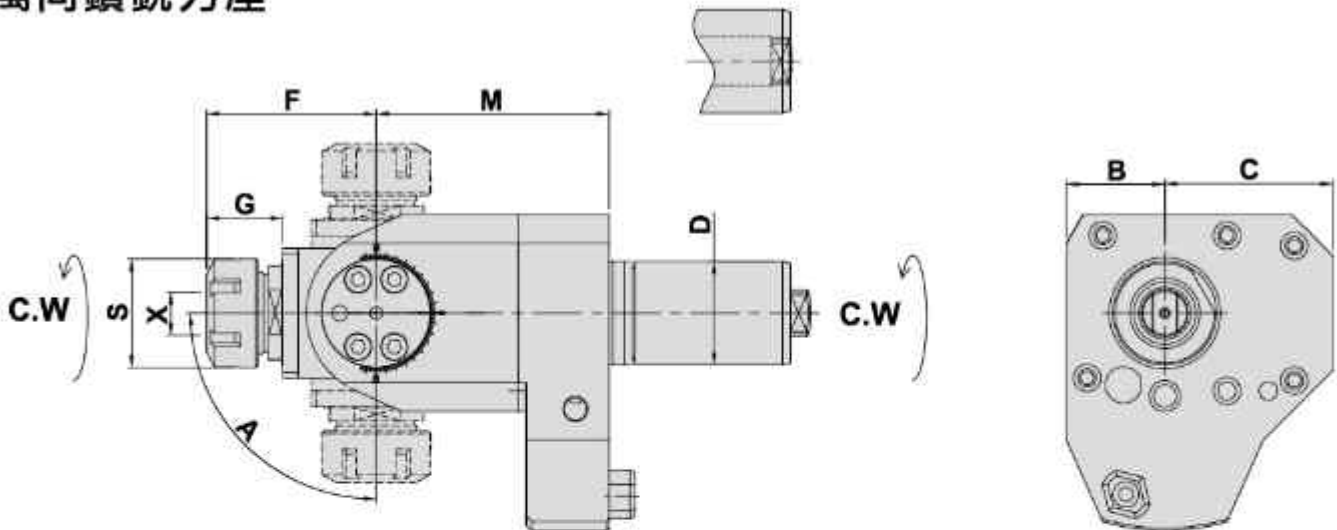
- To be used for collet DIN 6499
- Internal coolant supply: 30bar 中心出水
- Collet is not included

DIMENSIONS

Machine Type	Models	D	X Capacity	S	Maximum R.P.M.	A	B	C	G	M	Code No.	Order No.	(Kg) Weight
SQT 15M-12D 18M-12D SQT200M-12D 250M-12D	QTN 200M/250M SQT 15M/18M	40	2-20 ER32A	38	6000	88	80	114	28	50	1401A3-000	CW-5362232-32A	7

ANGULAR HEAD 萬向鑽銑刀座

SQT 10



- To be used for collet DIN 6499
- External coolant supply
- Collet is not included

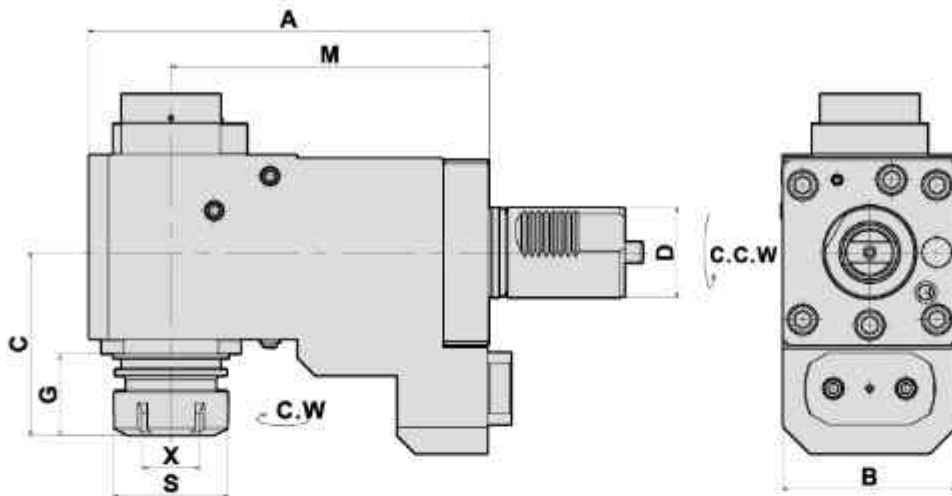
DIMENSIONS

Machine Type	Models	D	X Capacity	S	Maximum R.P.M.	A	B	C	F	G	M	Code No.	Order No.	(Kg) Weight
SQT 10M-12D 15M-16D SQT200M-16D 250M-16D	QTN 100M/150M SQT 10M	40	1-16 ER25	42	5000	±90°	38	65	66	30	70	1401AF-000	5352200-25B	5.3
SQT 15M-12D 18M-12D SQT200M-12D 250M-12D	QTN 200M/250M SQT 15M/18M	40	1-16 ER25	42	5000	±90°	38	65	66	30	90	1401AR-000	5362218-25B	6.7

H TYPE MILLING AND DRILLING HEAD FOR MAIN SPINDLE

TYPE MAZAK MULTIPLEX

H系(徑向) 鑽銑刀座 (90°)



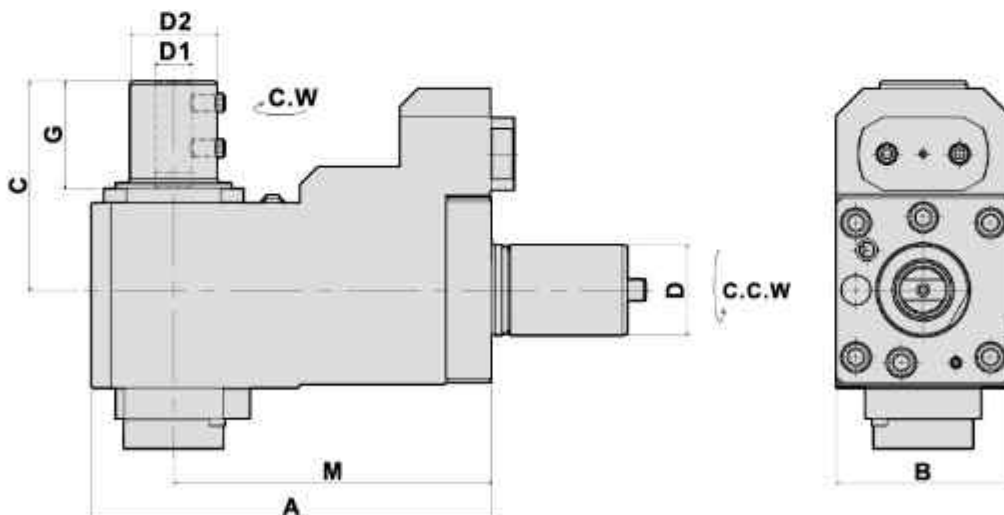
- To be used for collet DIN 6499
- Internal coolant supply:50bar 中心出水
- Collet is not included

DIMENSIONS

Machine Type	Models	D	X Capacity	S	Maximum R.P.M.	A	B	C	G	M	Code No.	Order No.	(Kg) Weight
MP 6300Y/6300/630-12D MP 650-10D	MP630	50	3-26 ER40	63	5000	221	96	101	45	175	2501AD-000	5348832-CW	20.3

H TYPE MILLING AND DRILLING HEAD FOR MAIN SPINDLE

H系(徑向) 鑽銑刀座 (90°)



- To be used for collet DIN 6499
- Internal coolant supply:50bar 中心出水
- Collet is not included

DIMENSIONS

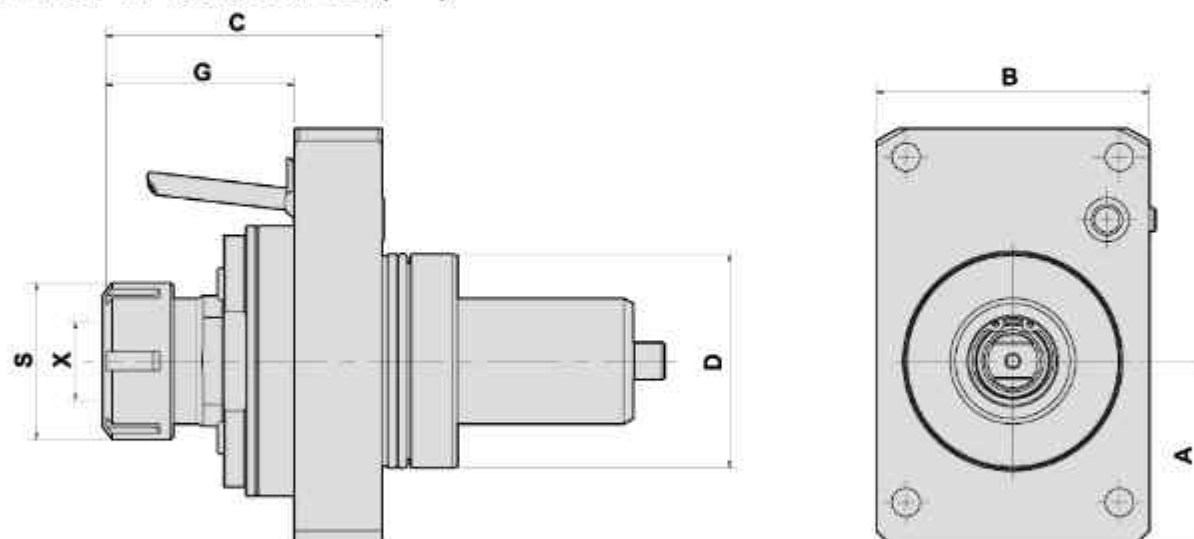
Machine Type	Models	D	D1	D2	Maximum R.P.M.	A	B	C	G	M	Code No.	Order No.	(Kg) Weight
MP 6300Y/6300/630-12D MP 650-10D	MP630	50	20	48	5000	221	96	115	59	175	2501AE-000	5348832-CW-d20	20.6

V TYPE MILLING AND DRILLING HEAD FOR MAIN SPINDLE

Evermore

TYPE MAZAK QUICK TURN SMART 200M

V系(軸向) 鑽銑刀座 (0°)



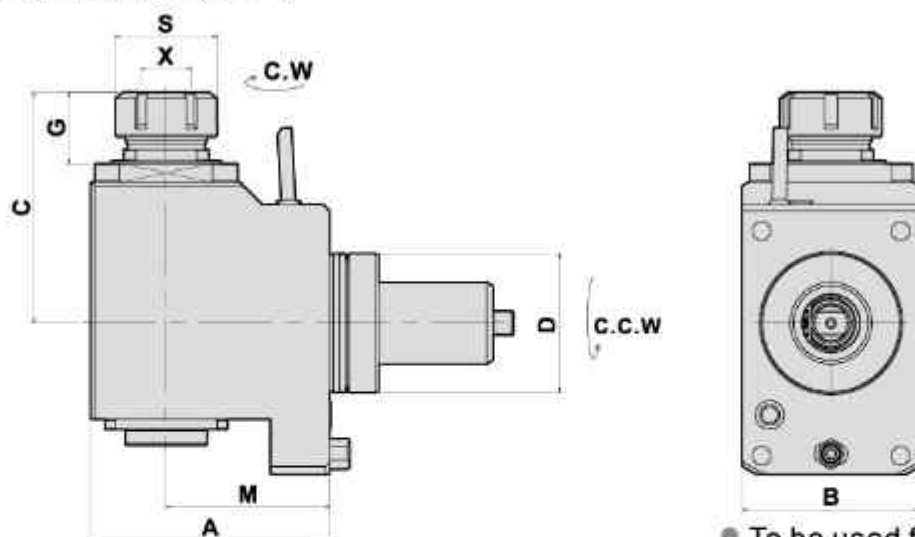
- To be used for collet DIN 6499
- External coolant supply
- Collet is not included

DIMENSIONS

Machine Type	Models	D	X Capacity	S	Maximum R.P.M.	A	B	C	G	Code No.	Order No.	(Kg) Weight
QTS 200M-12D	QTS 200M	68	2-20 ER32	50	6000	58	87	89	61	1681AA-000	MZK-DA68-ER32	4.6

H TYPE MILLING AND DRILLING HEAD FOR MAIN SPINDLE

H系(徑向) 鑽銑刀座 (90°)



- To be used for collet DIN 6499
- External coolant supply
- Collet is not included

DIMENSIONS

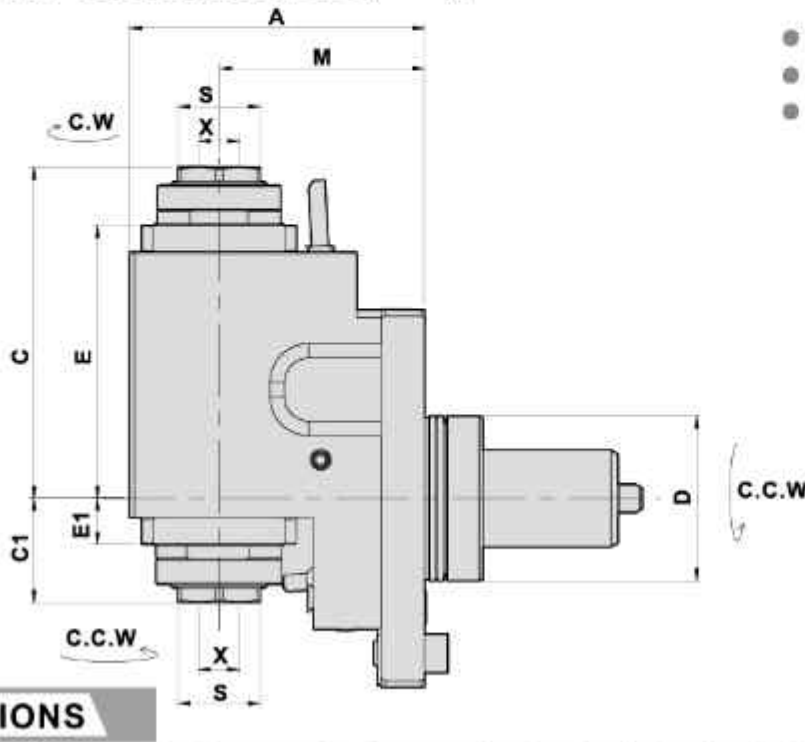
Machine Type	Models	D	X Capacity	S	Maximum R.P.M.	A	B	C	G	M	Code No.	Order No.	(Kg) Weight
QTS 200M-12D	QTS 200M	68	2-20 ER32	50	5000	117	87	115	34	80	2681AR-000	MZK-DF68-32-80	10.2
QTS 200M-12D	QTS 200M	68	2-20 ER32	50	5000	117	87	118	28.3	80	*2681AN-000	MZK-DF68-32-80-TA	10.4

*HEAVY CUTTING(重切削)

H TYPE MILLING DRILLING HEAD DOUBLE HEADS

TYPE MAZAK QUICK TURN SMART 200M

H系(徑向) 雙頭鑽銑刀座 (90°)



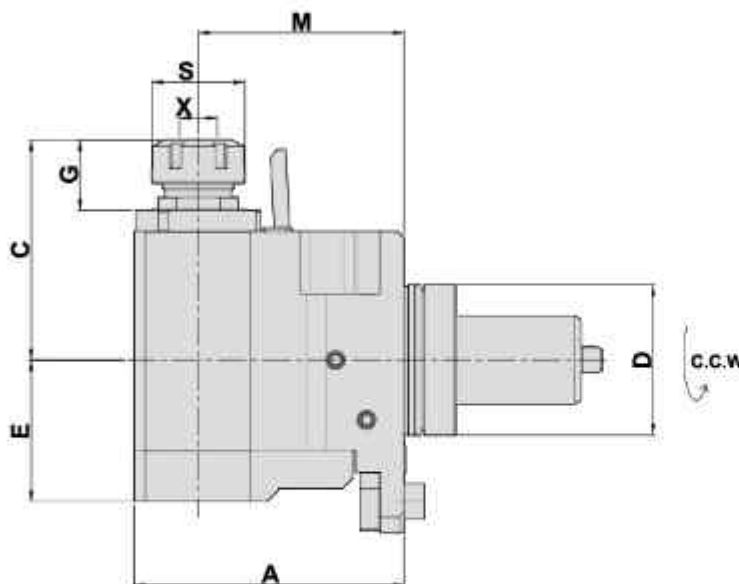
- To be used for collet DIN 6499
- External coolant supply
- Collet is not included

DIMENSIONS

Machine Type	Models	D	X Capacity	S	Maximum R.P.M.	A	B	C	C1	E	E1	M	Code No.	Order No.	(Kg) Weight
QTS 200M-12D	QTS 200M	68	2-20 ER32	38	5000	122	87	137	43	113	19	85	2681AD-000	MZK-DB68-32A-85D	11

H TYPE MILLING DRILLING HEAD DOUBLE HEADS

H系(徑向) 雙頭鑽銑刀座 (90°)



- To be used for collet DIN 6499
- External coolant supply
- Collet is not included

DIMENSIONS

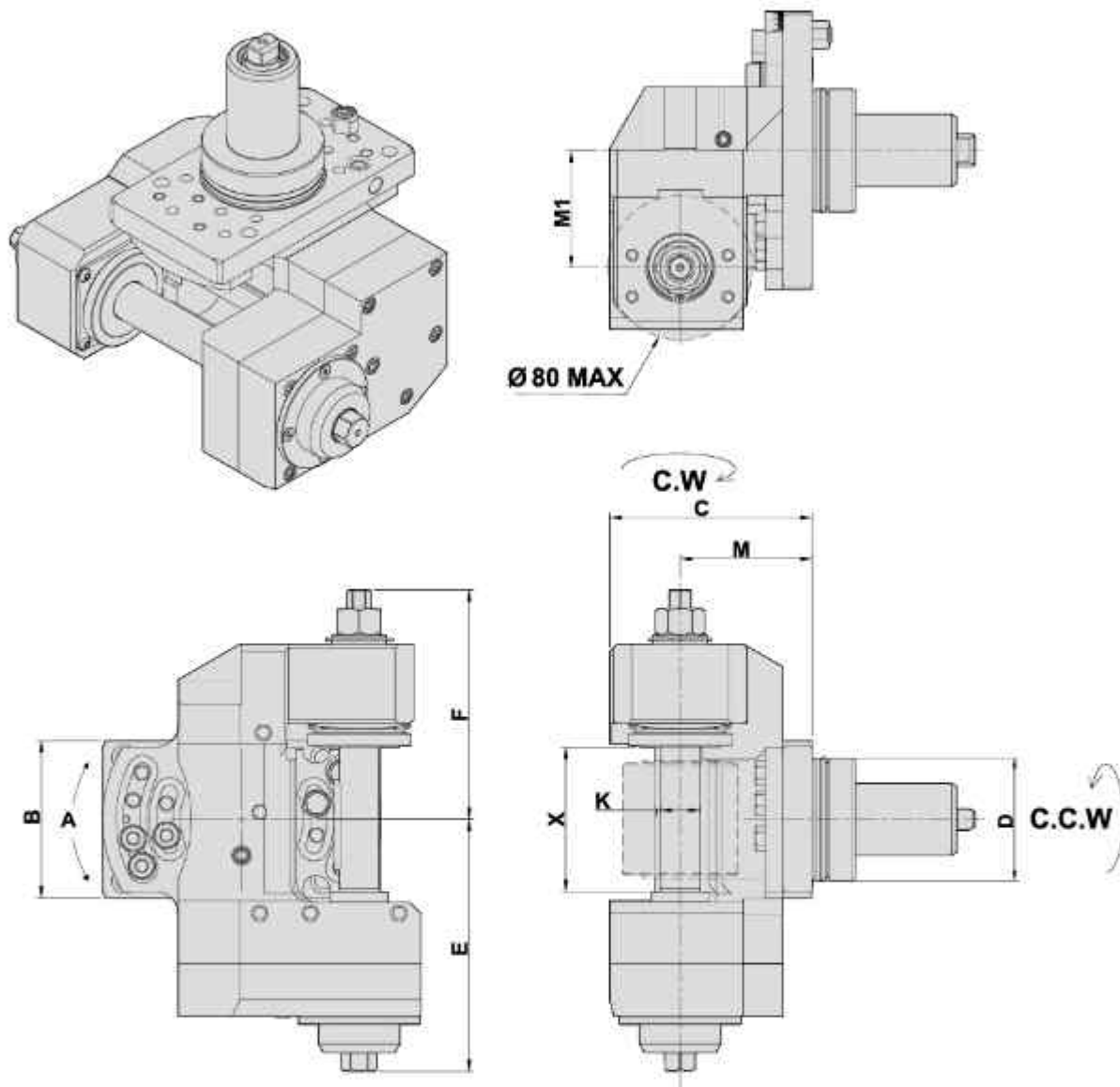
Machine Type	Models	D	X Capacity	S	Maximum R.P.M.	A	B	C	G	E	M	M1	Code No.	Order No.	(Kg) Weight
QTS 200M-12D	QTS 200M	68	1-16 ER25	42	5000	122	84	99.5	32	64	85	30	2681AH-000	MZK-DF68-25x2-93DY	11.3
QTS 200M-12D	QTS 200M	68	1-16 ER25	42	5000	129	84	99.5	32	64	85	30	2681AM-000	MZK-DF68-25x2-100DY	11.7

DRIVEN GEAR HOBBER

Evermore

TYPE MAZAK QUICK TURN SMART 200M

滾齒刀座

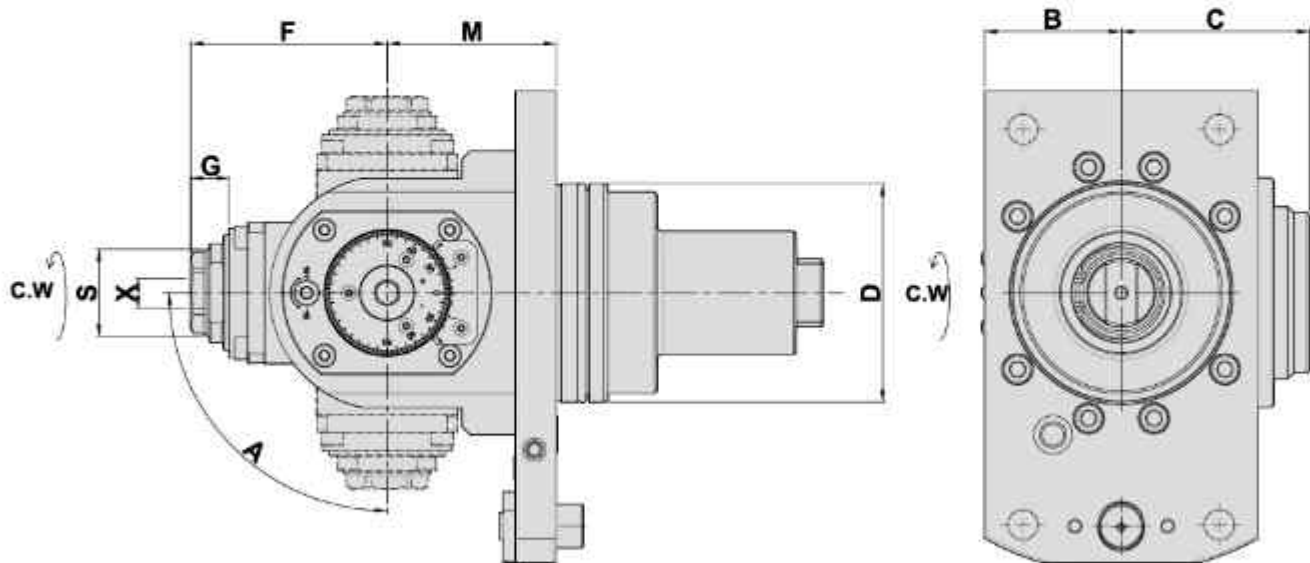


DIMENSIONS

*External coolant supply

Machine Type	Models	D	X	Maximum R.P.M.	A	B	C	E	F	K	M	M1	Code No.	Order No.	(Kg) Weight
QTS 200M-12D	QTS 200M	68	80	4000	±30°	87	112	139.5	127	22	73	65	2681AF-000	MZK-DF68-22C-65-73	14.7
QTS 200M-12D	QTS 200M	68	80	4000	±30°	87	112	139.5	127	16	73	65	2681AS-000	MZK-DF68-16C-65-73	14.7

萬向鑽銑刀座



角度可使用扳手微調
The angle can be adjusted by wrench.

- To be used for collet DIN 6499
- External coolant supply
- Collet is not included

DIMENSIONS

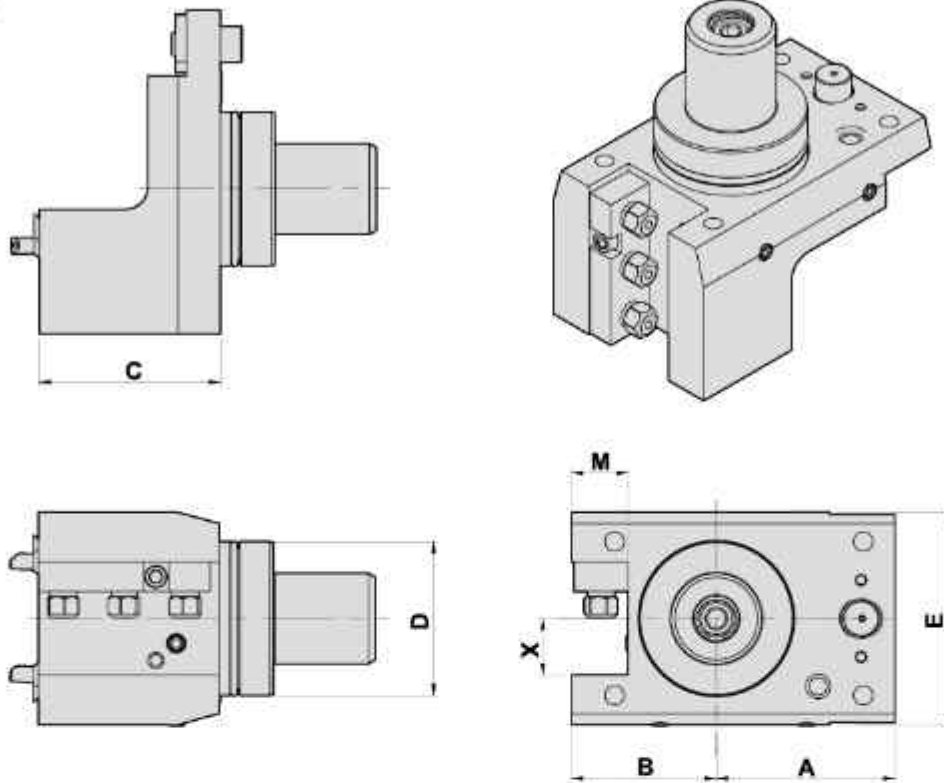
Machine Type	D	X Capacity	S	Maximum R.P.M.	A	B	C	F	G	M	Code No.	Order No.	(Kg) Weight
QTS 300M	80	1-16 ER25A	32	5000	±90°	50	69	72	14	62	1801AC-000	MZK-DA80-25BAC-FT	8.9

TURNING HOLDER

Evermore

TYPE MAZAK QUICK TURN SMART 200M

外徑刀座



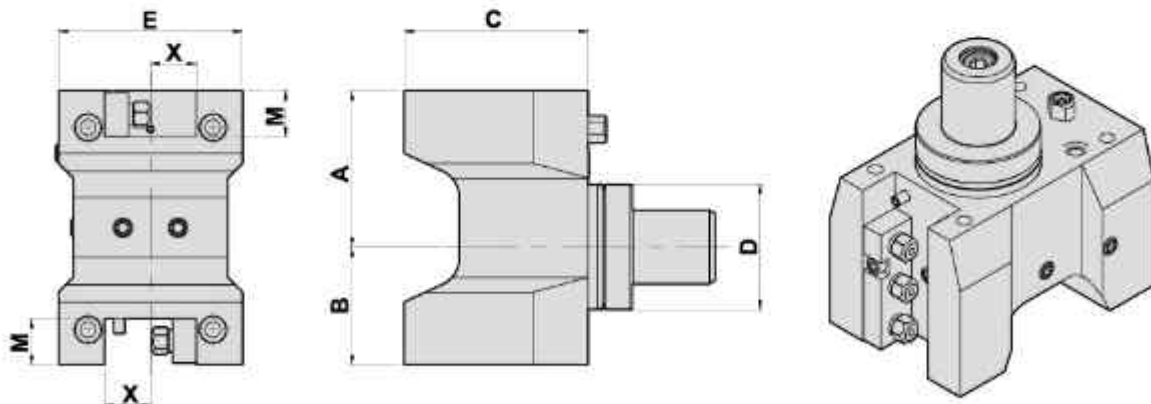
DIMENSIONS

● External coolant supply

Models	D	X	A	B	C	E	M	Code No.	Order No.	(Kg) Weight
QTS 200M	68	25	79	64	80	94	25	40608D-000	MZ-BMT68-C25-80	5.3

DOUBLE TURNING HOLDER

外徑雙向式刀座



DIMENSIONS

● External coolant supply

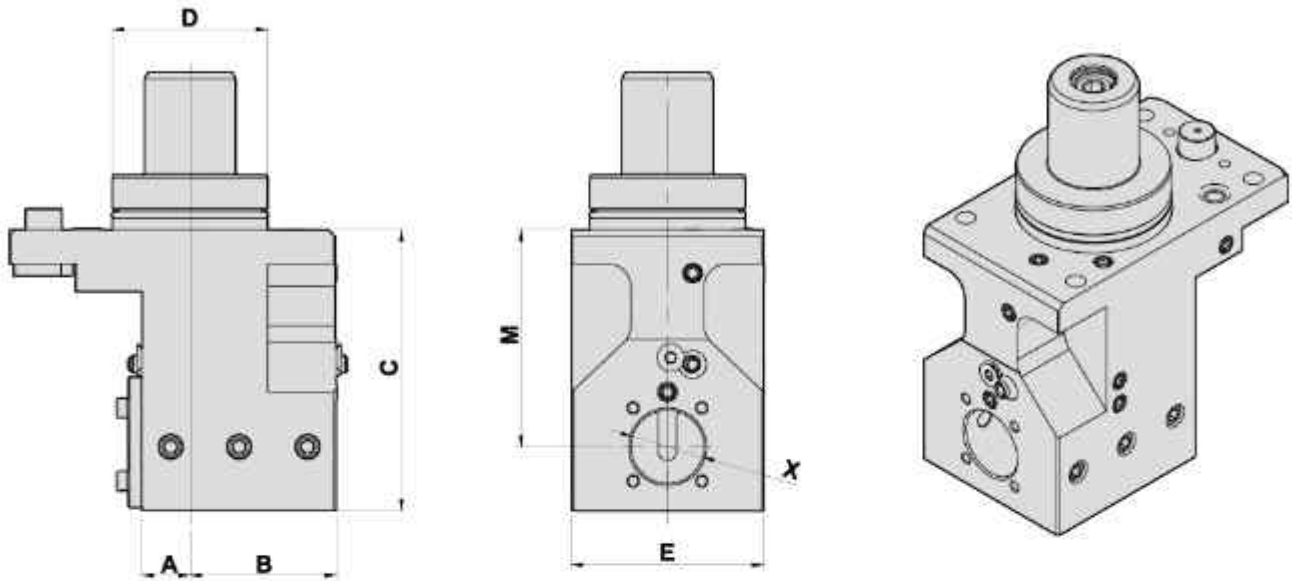
Models	D	X	A	B	C	E	M	Code No.	Order No.	(Kg) Weight	
QTS 200M	68	mm	25	85	64	100	100	25	40608C-000	MZ-BMT68-C25x2-100	9.2
		inch	1"	3.347"	2.519"	3.937"	3.937"	1"	4F108A-000	MZ-BMT68-C25.4x2-100	9.2

BORING BAR HOLDER

Evermore

TYPE MAZAK QUICK TURN SMART 200M

内孔刀座



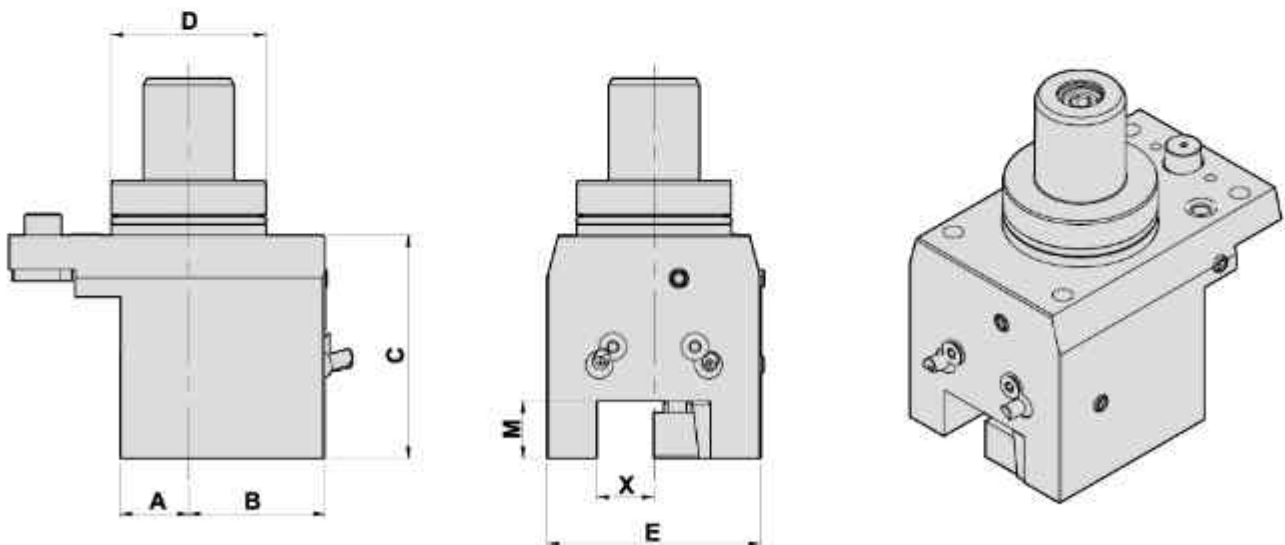
DIMENSIONS

● Internal, External coolant supply

Models	D	A	B	C	E	M	X	Code No.	Order No.	(Kg) Weight
QTS 200M	68	21	64	123	84	95	32	307088-000	MZ-BMT68-B32-95	8
QTS 200M	68	21	64	123	84	95	40	308089-000	MZ-BMT68-B40-95	7.7

FACING HOLDER

端面刀座



DIMENSIONS

● External coolant supply

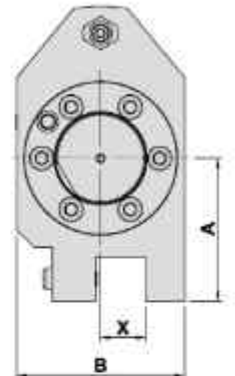
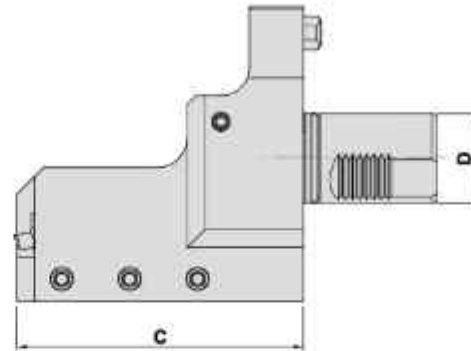
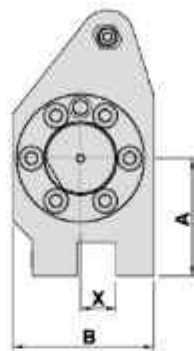
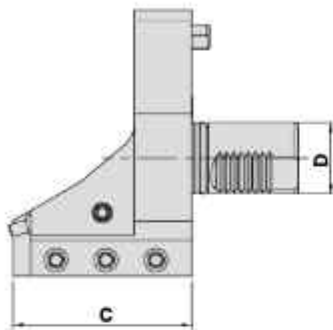
Models	D	A	B	C	E	M	X	Code No.	Order No.	(Kg) Weight
QTS 200M	68	30	60	98	94	25	25	505085-000	MZ-BMT68-F25-98	7.5

FORWARD TURNING HOLDER --RH

Evermore

TYPE MAZAK SUPER QUICK TURN&MULTIPLEX

外徑正面刀座



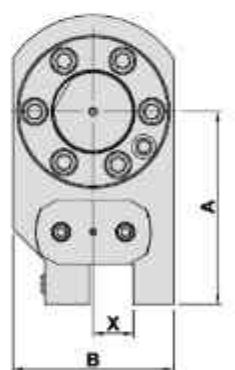
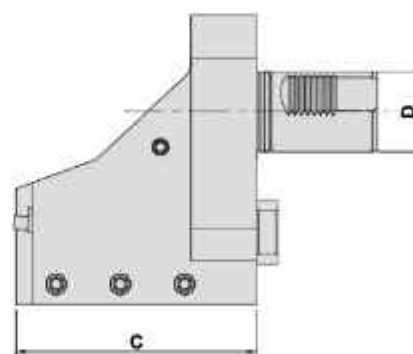
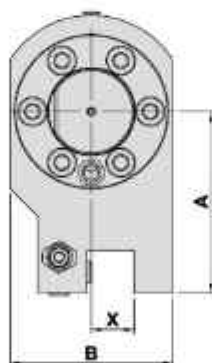
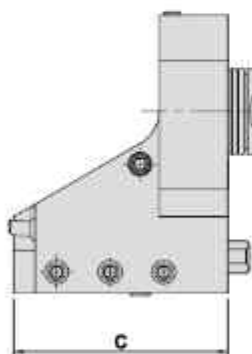
**SQT SERIES
15M/18M**

**SQT SERIES
28M/30M**

DIMENSIONS

● External coolant supply

Models	D	X	A	B	C	Code No.	Order No.	(Kg) Weight
QTN 100M/150M SQT 10M/15AM	mm	20	66	79	100	405081-000	T5351101	4.5
	inch	0.75"	2.6"	3.11"	3.937"	4E1081-000	T5351100	4.5
QTN 200M/250M SQT-15M/18M	mm	25	78	92	120	406081-000	T5361100	6
	inch	1"	3.071"	3.622"	4.724"	4F1081-000	T5361100-1"	6
SQT-28M/30M	mm	25	80	94	160	406082-000	T5381100	10
	inch	1"	3.15"	3.70"	6.299"	4F1082-000	T5381101	10
SQT-28M/30M	mm	32	87	107	160	407081-000	T5381100-C32	12
	inch	1.25"	3.425"	4.212"	6.299"	4G1081-000	T5381100-C1.25"	12



**MP SERIES
MP610/MP620**

**MP SERIES
MP630**

DIMENSIONS

● External coolant supply

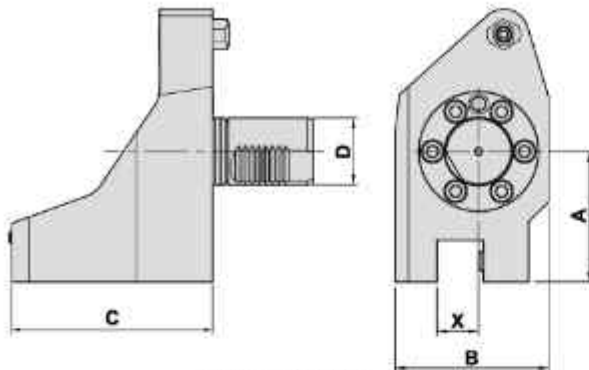
Models	D	X	A	B	C	Code No.	Order No.	(Kg) Weight
MP-610N/615N MP-410N/415N	mm	20	85	76	100	405082-000	T5346201	4.2
	inch	0.75"	3.347"	3"	3.937"	4E1082-000	T5346200	4.2
MP-620N/625N MP-420N	mm	25	83	92	120	406083-000	T5347200	5.2
	inch	1"	3.268"	3.622"	4.724"	4F1083-000	T5347200-1"	5.2
MP-630	mm	25	120	100	150	406084-000	T5348101	12.3
	inch	1"	4.724"	3.937"	5.905"	4F1084-000	T5348101-1"	12.3

REVERSE TURNING HOLDER -- LH

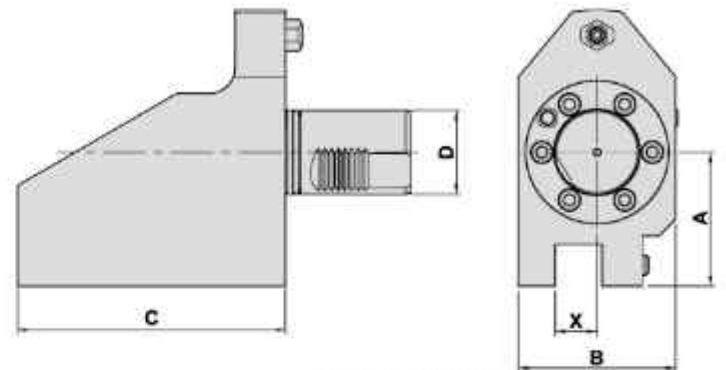
Evermore

TYPE MAZAK SUPER QUICK TURN&MULTIPLEX

外徑左手刀座



**SQT SERIES
15M/18M**



**SQT SERIES
28M/30M**

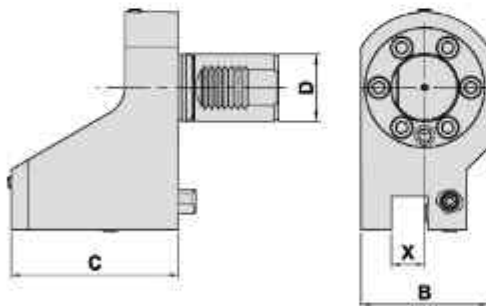
DIMENSIONS

● External coolant supply

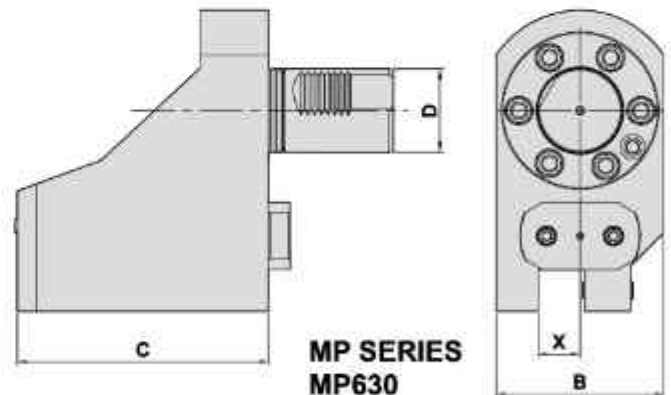
Models	D		X	A	B	C	Code No.	Order No.	(Kg) Weight
QTN 100M/150M SQT 10M/15AM	40	mm	20	66	76	100	405083-000	T5351701	4.3
		inch	0.75"	2.6"	3"	3.937"	4E1083-000	T5351700	4.3
QTN 200M/250M SQT-15M/18M	40	mm	25	78	92	120	406085-000	T5361600	6
		inch	1"	3.071"	3.622"	4.724"	4F1085-000	T5361600-1"	6
SQT-28M/30M	50	mm	25	80	94	160	406086-000	T5381600	10.7
		inch	1"	3.25"	3.7"	6.299"	4F1086-000	T5381601	10.7

REVERSE TURNING HOLDER-- LH

外徑左手刀座



**MP SERIES
MP610/MP620**



**MP SERIES
MP630**

DIMENSIONS

● External coolant supply

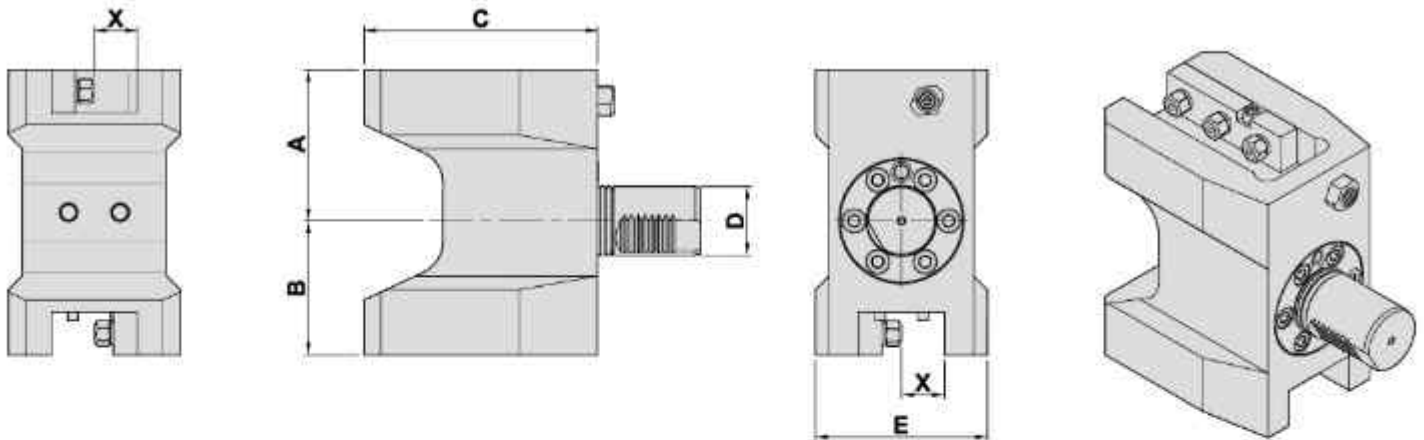
Models	D		X	A	B	C	Code No.	Order No.	(Kg) Weight
MP-610N/615N MP-410N/415N	40	mm	20	85	76	100	405084-000	T5346101	4.2
		inch	0.75"	3.347"	3"	3.937"	4E1084-000	T5346100	4.2
MP-620N/625N MP-420N	40	mm	25	83	92	120	406087-000	T5347100	5.2
		inch	1"	3.268"	3.622"	4.724"	4F1087-000	T5347100-1"	5.2
MP-630	50	mm	25	120	100	150	406088-000	T5348001	12.4
		inch	1"	4.724"	3.937"	5.905"	4F1088-000	T5348001-1"	12.4

DOUBLE TURNING HOLDER

Evermore

TYPE MAZAK SUPER QUICK TURN

外徑雙向式刀座



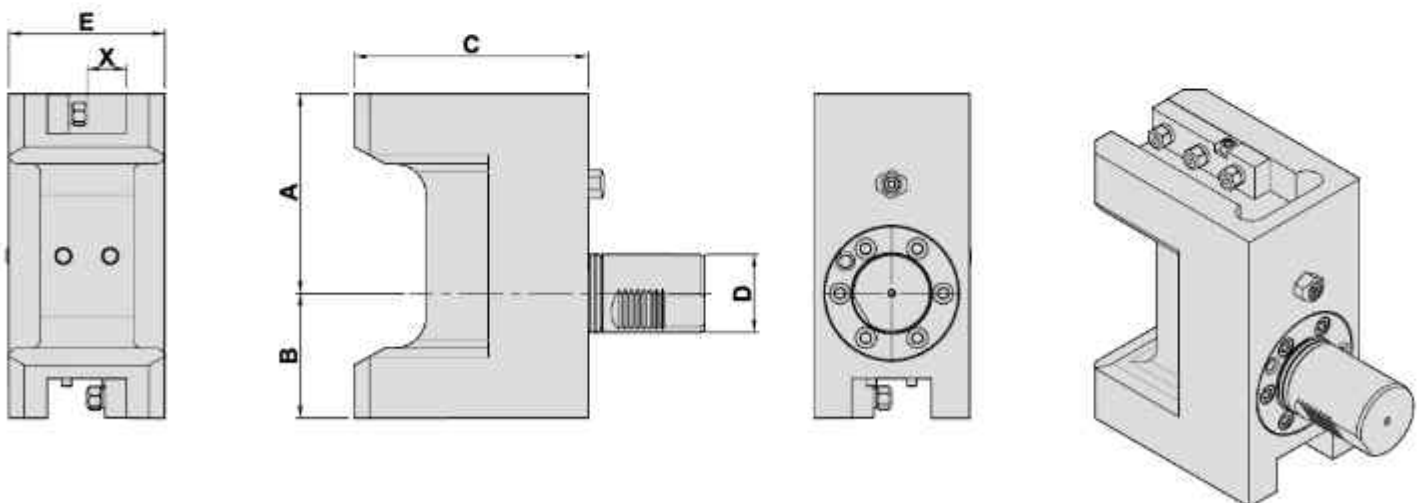
DIMENSIONS

● External coolant supply

Models	D	X	A	B	C	E	Code No.	Order No.	(Kg) Weight	
QTN 100M/150M SQT-10M/15AM	40	mm	20	85	65	103	81	405085-000	T5353101	7
		inch	0.75"	3.347"	2.559"	4.055"	3.189"	4E1085-000	T5353100	7
QTN 200M/250M SQT-15M/18M	40	mm	25	88	78	136	100	406089-000	T5363300	11.5
		inch	1"	3.465"	3.071"	5.354"	3.937"	4F1089-000	T5363300-1"	11.5

DOUBLE TURNING HOLDER

外徑雙向式刀座



DIMENSIONS

● External coolant supply

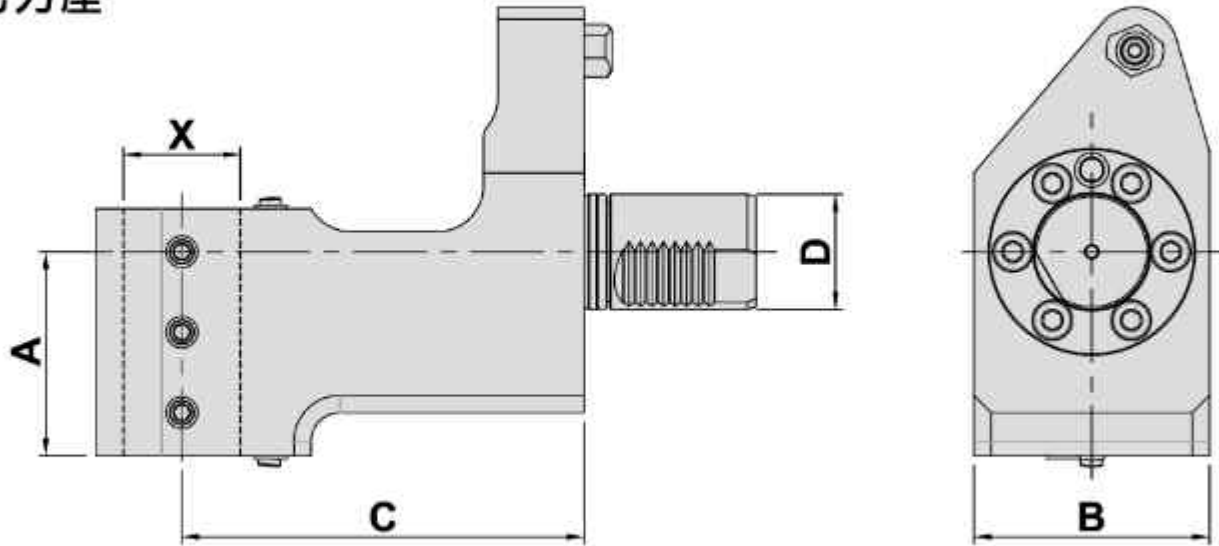
Models	D	X	A	B	C	E	Code No.	Order No.	(Kg) Weight	
SQT-28M/30M	50	mm	25	128	80	150	100	406090-000	T5383801	17.2
		inch	1"	5.039"	3.150"	5.906"	3.937"	4F1090-000	T5383800	17.2

BORING BAR HOLDER

Evermore

TYPE MAZAK SUPER QUICK TURN

内孔刀座



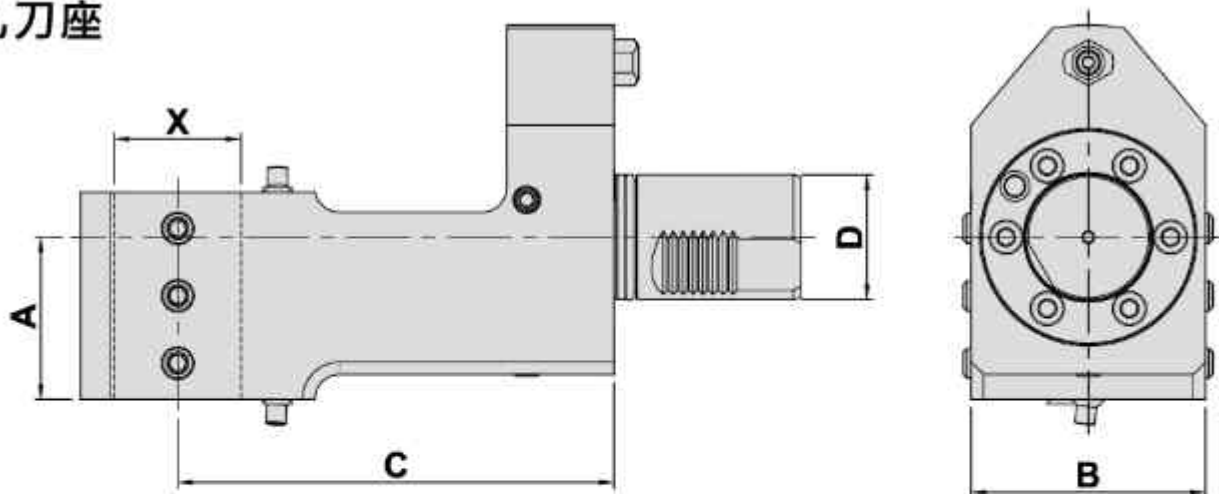
DIMENSIONS

● External coolant supply

Models	D		X	A	B	C	Code No.	Order No.	(Kg) Weight
QTN 100M/150M SQT-10M/15AM	40	mm	32	56	76	110	307081-000	B5351201	4.7
		inch	1.25"	2.205"	2.992"	4.331"	3G1081-000	B5351200	4.7
	mm	40	56	76	110	308088-000	B5351201-B40	5.3	
QTN 200M/250M SQT 15/18M	40	mm	40	71	82	140	308081-000	B5361200	8.6
		inch	1.5"	2.795"	3.228"	5.512"	3H1081-000	B5361200-1.5"	8.7

BORING BAR HOLDER

内孔刀座



DIMENSIONS

● External coolant supply

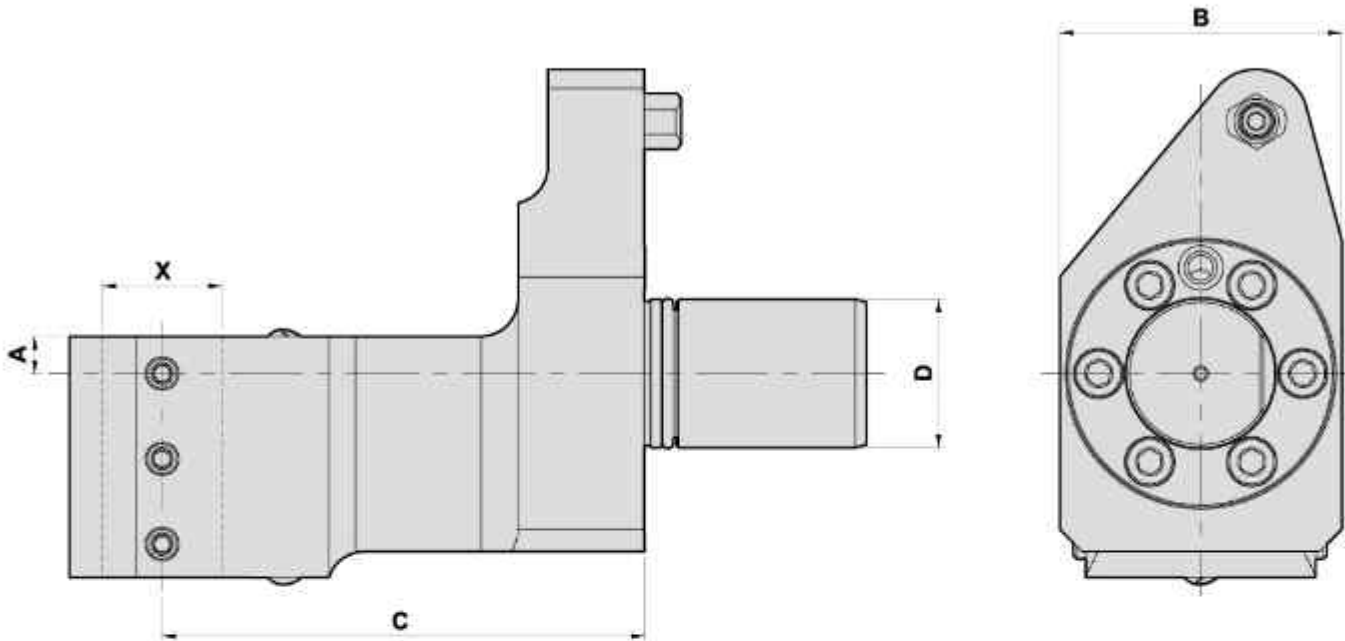
Models	D		X	A	B	C	Code No.	Order No.	(Kg) Weight
SQT-28M/30M	50	mm	40	65	94	175	308085-000	B5381201-B40	13.4
		inch	1.5"	2.559"	3.7"	6.890"	3H1087-000	B5381200-1.5"	13.5
SQT-28M/30M	50	mm	50	65	94	175	309081-000	B5381201	13
		inch	2"	2.559"	3.7"	6.890"	3I1081-000	B5381200	13

BORING BAR HOLDER

Evermore

TYPE MAZAK MULTIPLEX

内孔刀座



DIMENSIONS

● External coolant supply

Models	D		X	A	B	C	Code No.	Order No.	(Kg) Weight
MP-610N	40	mm	25	5	76	120	306081-000	B5346400	5
		inch	1"	0.197"	2.992"	4.724"	3F1081-000	B5346400-1"	5
		mm	32	10	76	120	307082-000	B5346300	5
		inch	1.25"	0.394"	2.992"	4.724"	3G1082-000	B5346300-1.25"	5
MP-615N	40	mm	25	10	76	130	306082-000	B5356201	5.7
		inch	1"	0.394"	2.992"	5.118"	3F1082-000	B5356201-1"	5.7
		mm	32	10	76	130	307083-000	B5356301	5.7
		inch	1.25"	0.394"	2.992"	5.118"	3G1083-000	B5356301-1.25"	5.7
MP-620N	40	mm	25	5	82	140	306083-000	B5347400	6.7
		inch	1"	0.197"	3.228"	5.512"	3F1083-000	B5347400-1"	6.7
		mm	40	10	82	140	308082-000	B5347300	6.7
		inch	1.5"	0.394"	3.228"	5.512"	3H1082-000	B5347300-1.5"	6.7

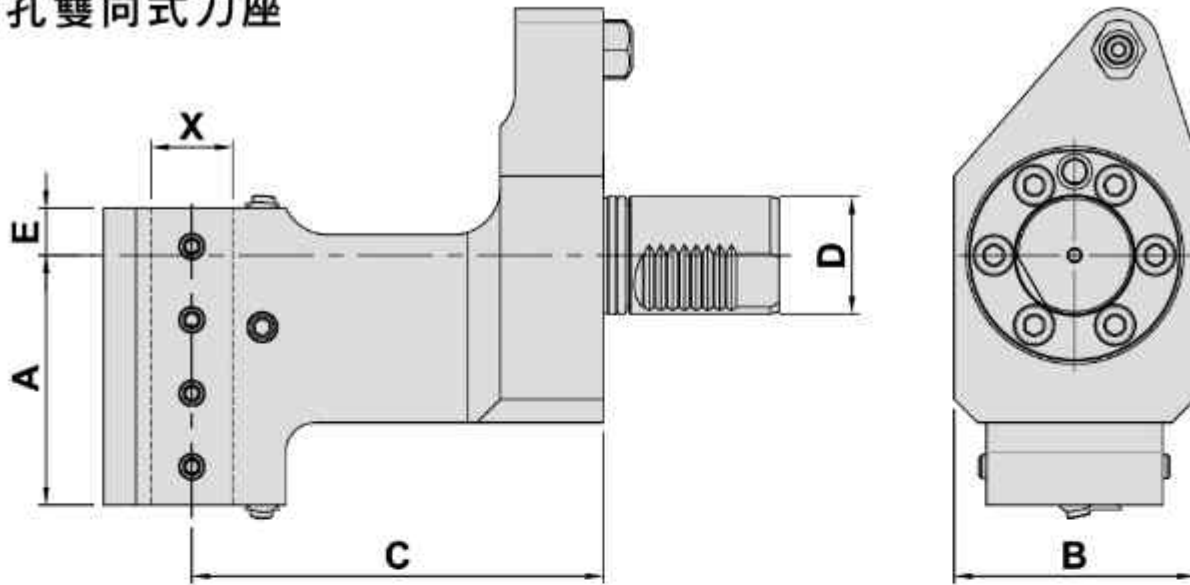
DOUBLE BORING BAR HOLDER

Evermore

TYPE

MAZAK SUPER QUICK TURN

內孔雙向式刀座



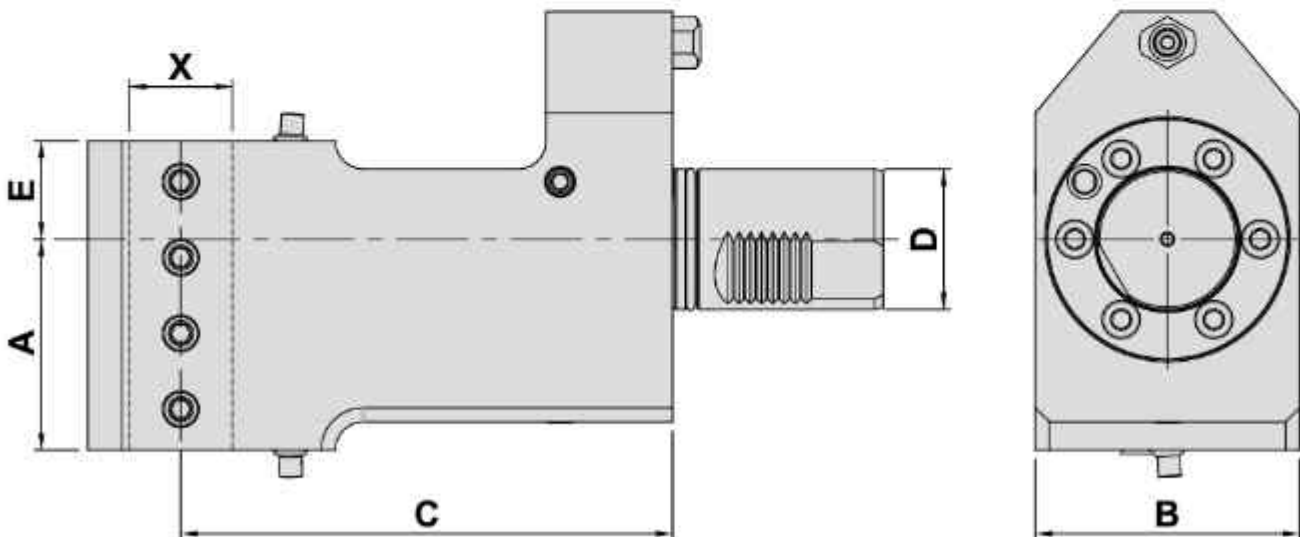
DIMENSIONS

● External coolant supply

Models	D	X	A	B	C	E	Code No.	Order No.	(Kg) Weight	
QTN 100M/150M SQT 10M/15AM	40	mm	20	56	76	110	14.5	305081-000	B5353201	4.8
		inch	0.75"	2.205"	3"	4.331"	0.571"	3E1081-000	B5353200	4.8
QTN 200M/250M SQT 15M/18M	40	mm	25	85	82	140	16	306084-000	B5363400	8.3
		inch	1"	3.346"	3.228"	5.512"	0.630"	3F1084-000	B5363400-1"	8.3

DOUBLE BORING BAR HOLDER

內孔雙向式刀座



DIMENSIONS

● External coolant supply

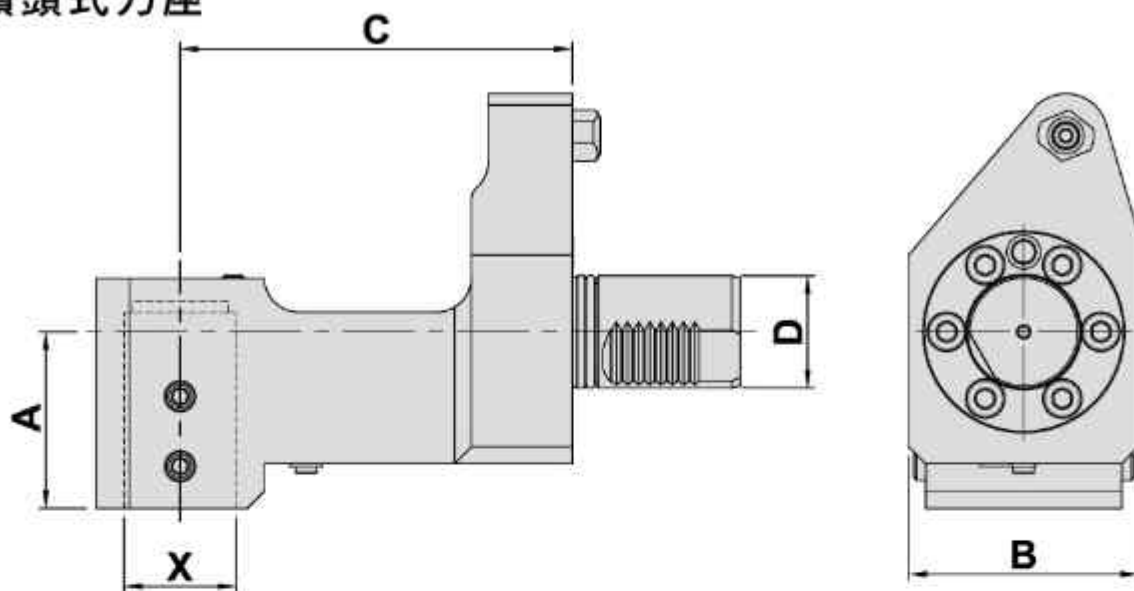
Models	D	X	A	B	C	E	Code No.	Order No.	(Kg) Weight	
SQT-28M/30M	50	mm	32	75	94	175	35	307084-000	B5383901	16.6
		inch	1.25"	2.953"	3.7"	6.890"	1.378"	3G1084-000	B5383900	16.6

U DRILL HOLDER

Evermore

TYPE MAZAK SUPER QUICK TURN

快速鑽頭式刀座



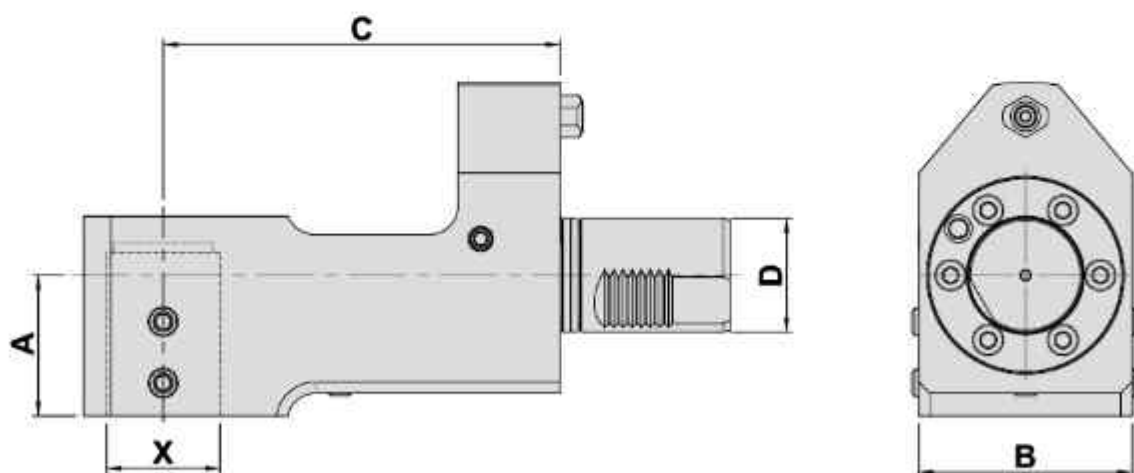
DIMENSIONS

● External, Internal coolant supply

Models	D		X	A	B	C	Code No.	Order No.	(Kg) Weight
QTN 100M/150M SQT 10M/15AM	40	mm	32	48	76	110	307085-000	U5351501	5.6
		inch	1.25"	1.890"	2.992"	4.331"	3G1085-000	U5351501-1.25"	5.6
QTN 200M/250M SQT 15M/18M	40	mm	40	63	82	140	308083-000	U5361500	7
		inch	1.5"	2.480"	3.228"	5.512"	3H1083-000	U5361500-1.5"	7

U DRILL HOLDER

快速鑽頭式刀座



DIMENSIONS

● External, Internal coolant supply

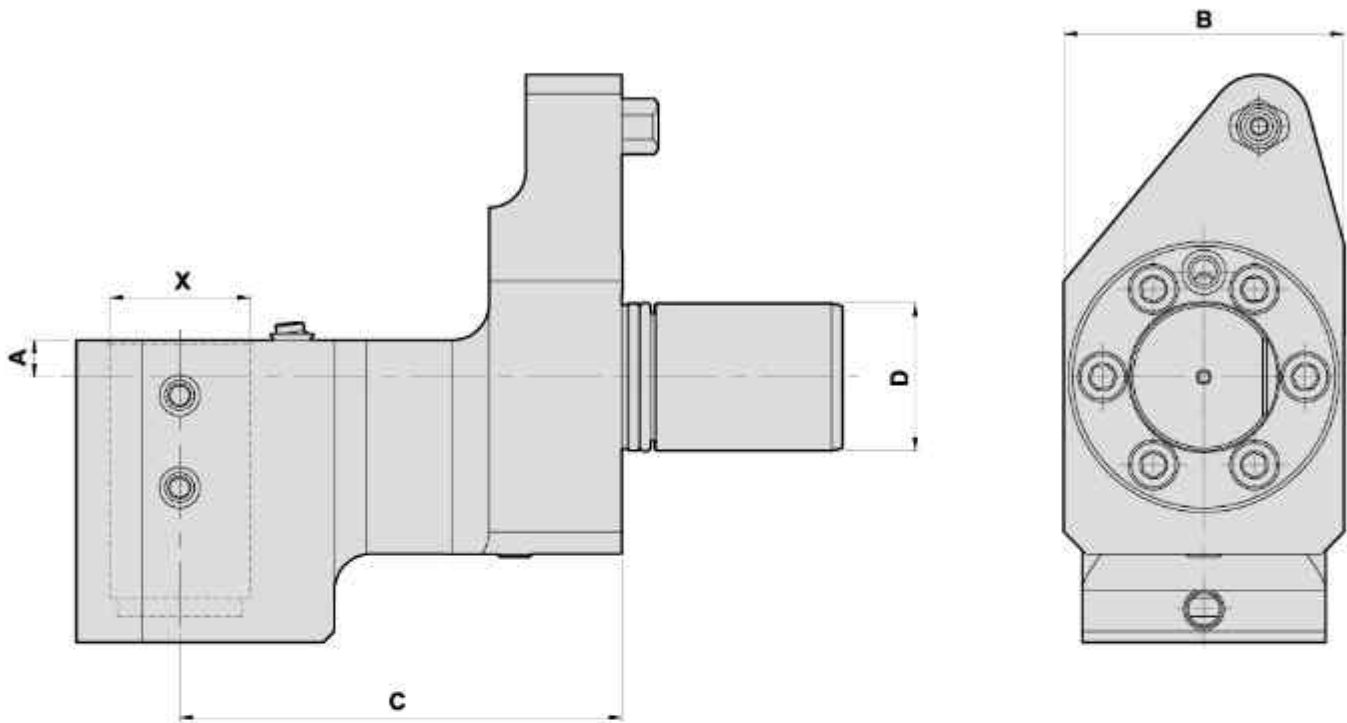
Models	D		X	A	B	C	Code No.	Order No.	(Kg) Weight
SQT-28M/30M	50	mm	40	62	94	175	308087-000	U5381501	14
		inch	1.5"	2.441"	3.70"	6.890"	3H1086-000	U5381501-1.5"	14
SQT-28M/30M	50	mm	50	62	94	175	309084-000	U5381501-B50	14
		inch	2"	2.441"	3.70"	6.890"	3I1082-000	U5381501-2"	14

U DRILL HOLDER

Evermore

TYPE MAZAK MULTIPLEX

快速鑽頭式刀座



DIMENSIONS

● External, Internal coolant supply

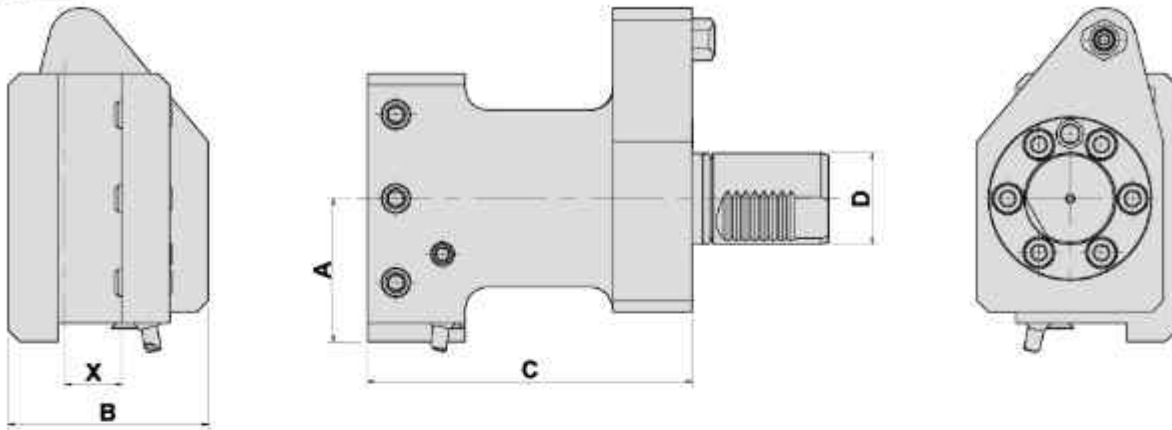
Models	D		X	A	B	C	Code No.	Order No.	(Kg) Weight
MP-610	40	mm	25	10	76	120	306085-000	U5346800	6.4
		inch	1"	0.394"	2.992"	4.724"	3F1085-000	U5346800-1"	6.4
MP-610	40	mm	40	10	76	120	308086-000	U5346800-B40	6.4
		inch	1.5"	0.394"	2.992"	4.724"	3H1085-000	U5346800-1.5"	6.4
MP-620	40	mm	40	10	82	140	308084-000	U5347700	7.5
		inch	1.5"	0.394"	3.228"	5.512"	3H1084-000	U5347700-1.5"	7.5

FACING HOLDER -- RH

Evermore

TYPE MAZAK SUPER QUICK TURN&MULTIPLEX

端面刀座



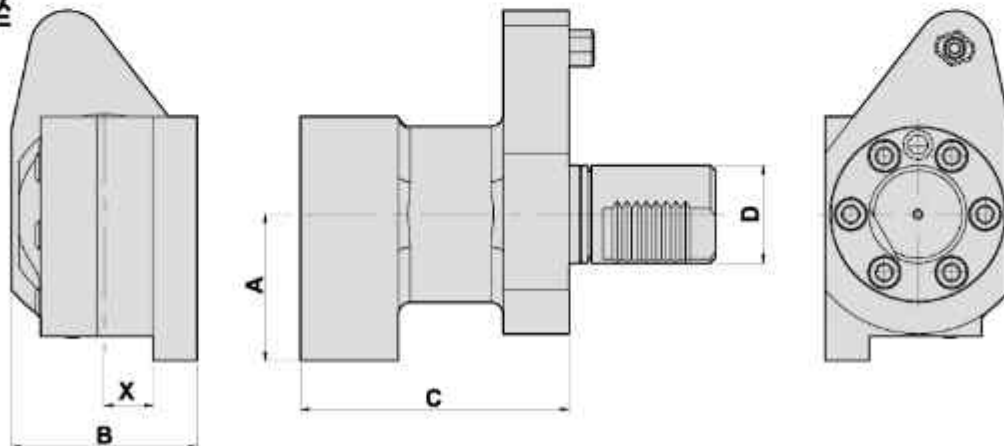
DIMENSIONS

● External coolant supply

Models	D		X	A	B	C	Code No.	Order No.	(Kg) Weight
QTN 200M/250M SQT-15M/18M	40	mm	25	63	82	143	506081-000	F5361300	7.5
		inch	1"	2.480"	3.228"	5.630"	5F1081-000	F5361300-1"	7.5
SQT-28M/30M	50	mm	25	57	90	163	506082-000	F5381301	9.1
		inch	1"	2.244"	3.543"	6.417"	5F1082-000	F5381300	9.1
MP-610N/615N MP-410N/415N	40	mm	20	50	76	110	505082-000	F5346500	5.8
		inch	0.75"	1.968"	2.992"	4.331"	5E1082-000	F5346500-0.75"	5.8
MP-620N/625N MP-420N	40	mm	25	63	82	143	506083-000	F5347500	7.5
		inch	1"	2.480"	3.228"	5.630"	5F1083-000	F5347500-1"	7.5
MP-630	50	mm	25	95	96	163	506084-000	F5348401	13.8
		inch	1"	3.740"	3.780"	6.417"	5F1084-000	F5348401-1"	13.8

FACING HOLDER -- LH

端面刀座



DIMENSIONS

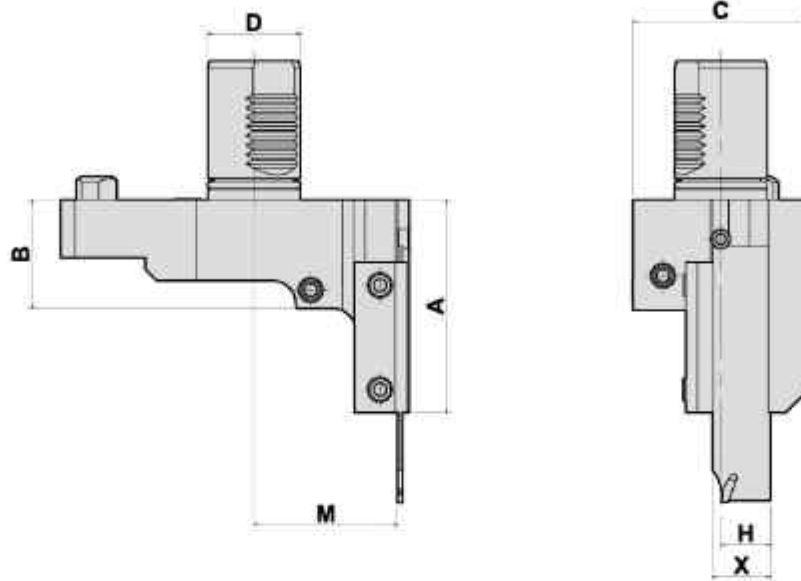
Models	D		X	A	B	C	Code No.	Order No.	(Kg) Weight
QTN 100M/150M SQT 10M/15AM	40	mm	20	60	76	110	505081-000	F5351301	4.8
		inch	0.75"	2.362"	2.992"	4.331"	5E1081-000	F5351300	4.8
		inch	1"	2.362"	3.283"	5.748"	5F1087-000	F5351301-25.4-LH	6.3

CUTTING HOLDER

Evermore

TYPE MAZAK SUPER QUICK TURN

切斷刀座

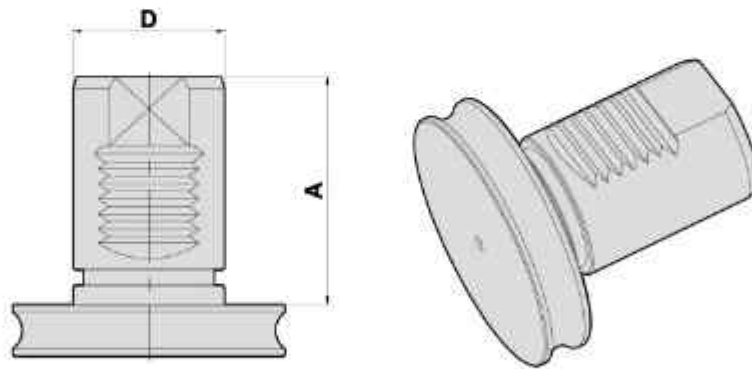


DIMENSIONS

● External coolant supply

Models	D	A	B	C	H	X	M	Code No.	Order No.	(Kg) Weight
QTN 100M/150M SQT-10M/15AM	40	92	47	76	20	25	62	705081-000	5351400	3.4
QTN 200M/250M SQT-15M/18M	40	110	60	84.5	25	32	75	706083-000	5361400	4.8

PLUG 保孔蓋



DIMENSIONS

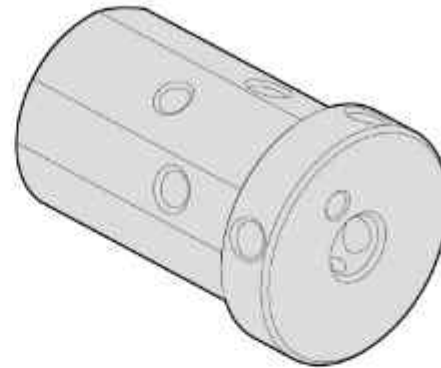
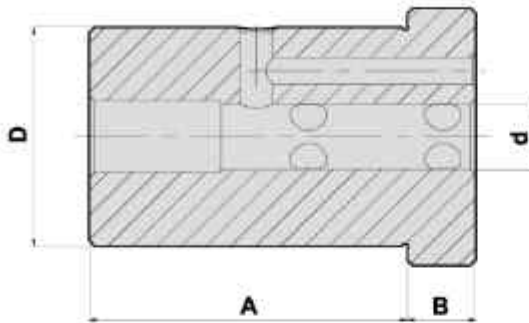
Models	D	A	Code No.	Order No.
QTN 100M/150M SQT-10M/15AM QTN 200M/250M SQT-15M/18M MP610N	40	60	Z40MZK-000	MZK-5050100
MP620N MP630N SQT28MS	50	68	Z50MZK-000	MZK-5381700

BORING SLEEVES

Evermore

TYPE MK

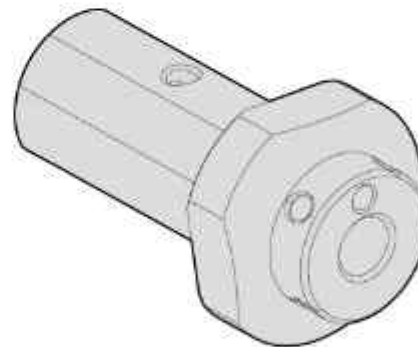
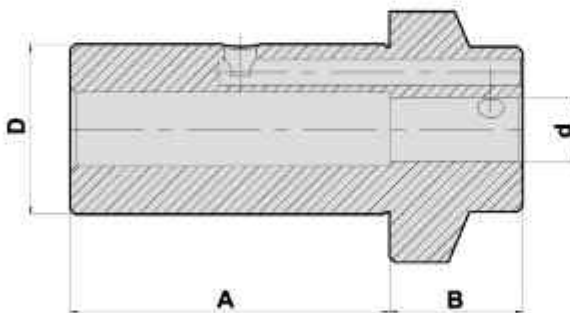
内孔套筒



DIMENSIONS

D		d	A	B	Code No.	Order No.
40	inch	0.3125"	2.283"	0.492"	A40A16-000	MK-E40-0.3125"
	mm	8	58	12.5	A40086-000	MK-E40-8
40	inch	0.375"	2.283"	0.492"	A40B16-000	MK-E40-0.375"
	mm	10	58	12.5	A40106-000	MK-E40-10
40	inch	0.5"	2.283"	0.492"	A40C16-000	MK-E40-0.5"
	mm	12	58	12.5	A40126-000	MK-E40-12
40	inch	0.625"	2.283"	0.492"	A40D16-000	MK-E40-0.625"
	mm	16	58	12.5	A40166-000	MK-E40-16
40	inch	0.75"	2.283"	0.492"	A40E16-000	MK-E40-0.75"
	mm	20	58	12.5	A40206-000	MK-E40-20
40	inch	1"	2.283"	0.492"	A40F16-000	MK-E40-1"
	mm	25	58	12.5	A40256-000	MK-E40-25
40	inch	1.25"	2.283"	0.492"	A40G16-000	MK-E40-1.25"
	mm	32	58	12.5	A40326-000	MK-E40-32

BORING SLEEVES 内孔套筒



DIMENSIONS

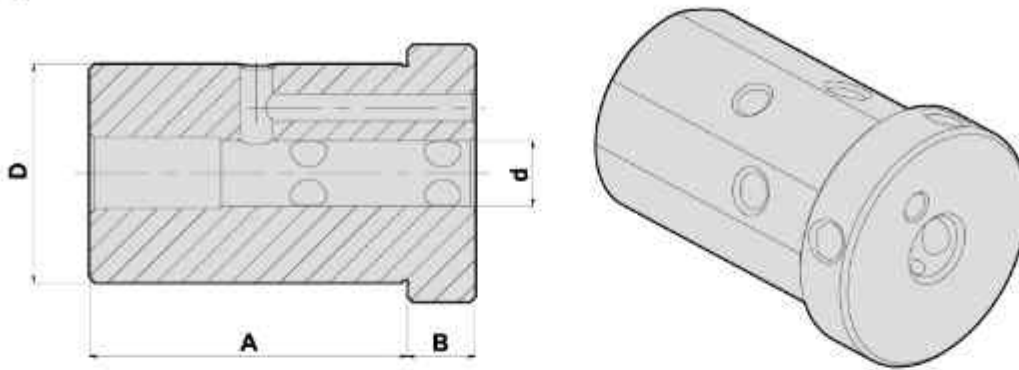
D		d	A	B	Code No.	Order No.
32	inch	0.3125"	2.362"	0.984"	A32A16-000	MK-E32-0.3125"
	mm	8	60	25	A32086-000	MK-E32-8
32	inch	0.375"	2.362"	0.984"	A32B16-000	MK-E32-0.375"
	mm	10	60	25	A32106-000	MK-E32-10
32	inch	0.5"	2.362"	0.984"	A32C16-000	MK-E32-0.5"
	mm	12	60	25	A32126-000	MK-E32-12
32	inch	0.625"	2.362"	0.984"	A32D16-000	MK-E32-0.625"
	mm	16	60	25	A32166-000	MK-E32-16
32	inch	0.75"	2.362"	0.984"	A32E16-000	MK-E32-0.75"
	mm	20	60	25	A32206-000	MK-E32-20
32	inch	1"	2.362"	0.984"	A32F16-000	MK-E32-1"
	mm	25	60	25	A32256-000	MK-E32-25

BORING SLEEVES

Evermore

TYPE MK

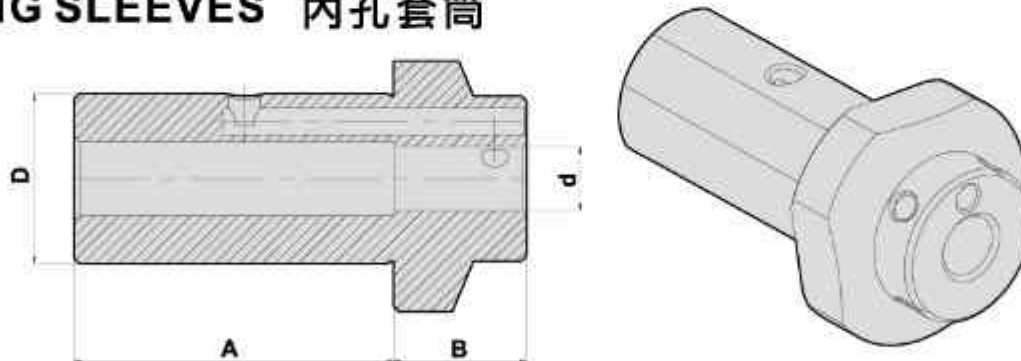
內孔套筒



DIMENSIONS

D		d	A	B	Code No.	Order No.
38.1	inch	0.25"	2.283"	0.492"	AH1X16-000	MK-E38.1-0.25"
38.1	inch	0.3125"	2.283"	0.492"	AH1A16-000	MK-E38.1-0.3125"
38.1	inch	0.375"	2.283"	0.492"	AH1B16-000	MK-E38.1-0.375"
38.1	inch	0.5"	2.283"	0.492"	AH1C16-000	MK-E38.1-0.5"
38.1	inch	0.625"	2.283"	0.492"	AH1D16-000	MK-E38.1-0.625"
38.1	inch	0.75"	2.283"	0.492"	AH1E16-000	MK-E38.1-0.75"
38.1	inch	1"	2.283"	0.492"	AH1F16-000	MK-E38.1-1"

BORING SLEEVES 內孔套筒



DIMENSIONS

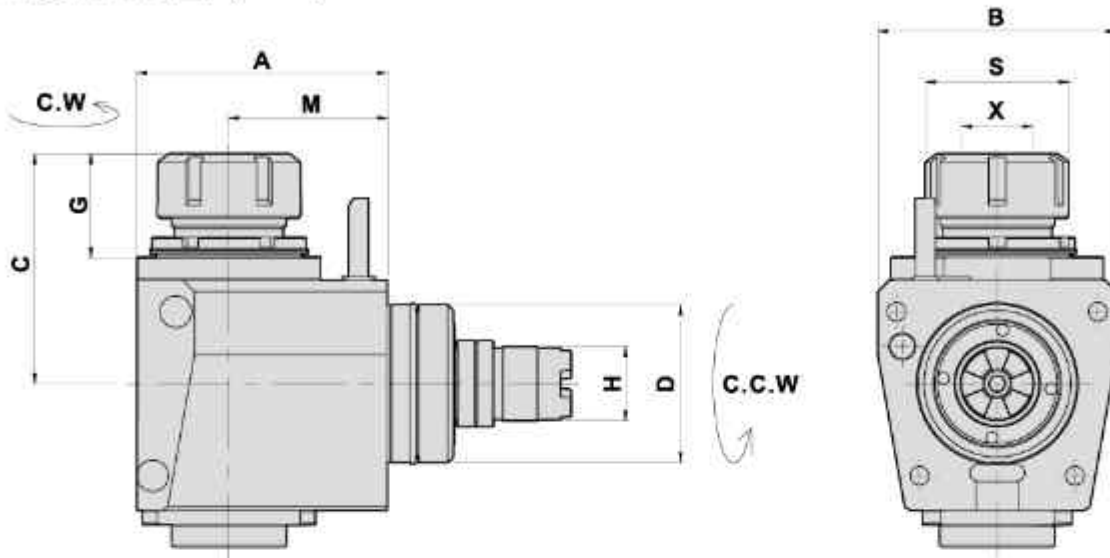
D		d	A	B	Code No.	Order No.
31.75	inch	0.25"	2.362"	0.984"	AG1X16-000	MK-E31.75-0.25"
31.75	inch	0.3125"	2.362"	0.984"	AG1A16-000	MK-E31.75-0.3125"
31.75	inch	0.375"	2.362"	0.984"	AG1B16-000	MK-E31.75-0.375"
31.75	inch	0.5"	2.362"	0.984"	AG1C16-000	MK-E31.75-0.5"
31.75	inch	0.625"	2.362"	0.984"	AG1D16-000	MK-E31.75-0.625"
31.75	inch	0.75"	2.362"	0.984"	AG1E16-000	MK-E31.75-0.75"
31.75	inch	1"	2.362"	0.984"	AG1F16-000	MK-E31.75-1"

RADIAL MILLING AND DRILLING HEAD

Evermore

TYPE WASINO A12

徑向鑽銑刀座 (90°)



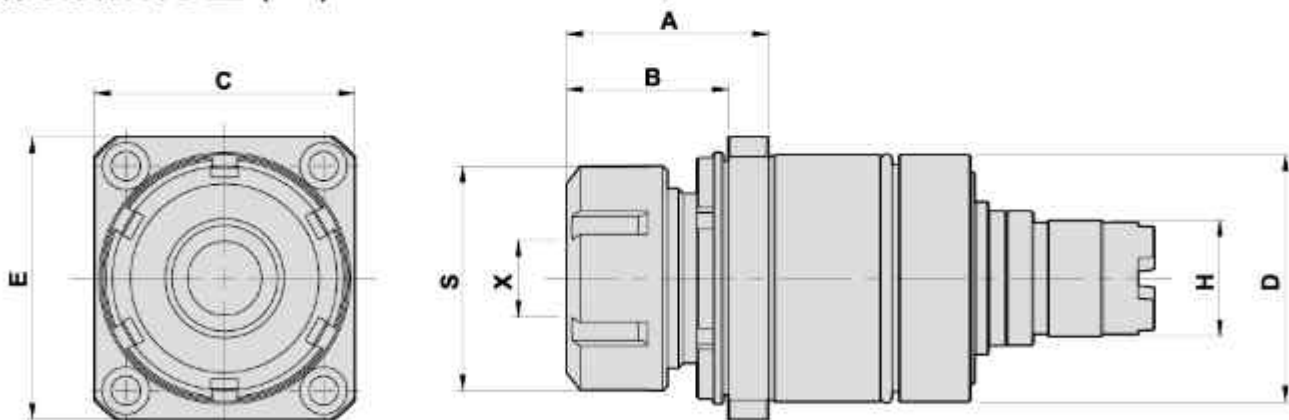
- To be used for collet DIN 6499
- External coolant supply
- Collet is not included

DIMENSIONS

Models	D	X Capacity	S	Maximum R.P.M.	A	B	C	G	M	H	Code No.	Order No.	(Kg) Weight
A-12	55	1-13 ER20	35	5000	87	83	78	34	55	25.8	255DCA-000	DF55WA-20-55	4.3
	55	2-20 ER32	50	5000	87	83	80	36	55	25.8	255DCB-000	DF55WA-32-55	4.4

AXIAL MILLING AND DRILLING HEAD

軸向鑽銑刀座 (0°)



- To be used for collet DIN 6499
- Collet is not included

DIMENSIONS

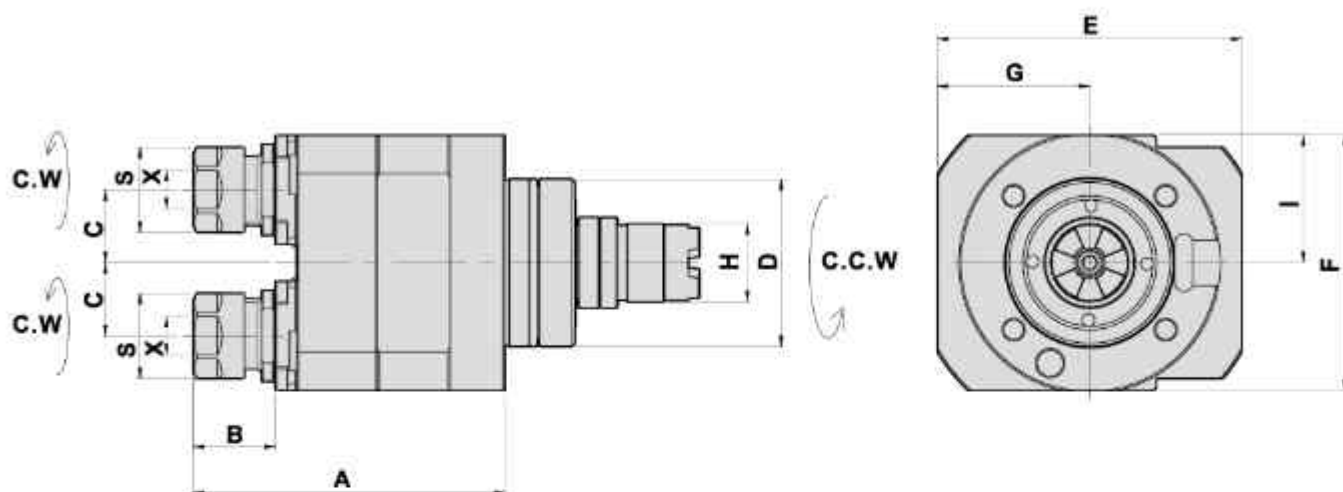
Models	D	X Capacity	S	Maximum R.P.M.	A	B	C	E	H	Code No.	Order No.	(Kg) Weight
A-12	55	1-13 ER20	35	6000	41	32	58	63	25.8	155DCA-000	DA55WA-ER20	1.6
	55	2-20 ER32	50	6000	45	36	58	63	25.8	155DCB-000	DA55WA-ER32	1.4

AXIAL MILLING AND DRILLING HEAD

Evermore

TYPE WASINO A12

軸向鑽銑刀座 (0°)



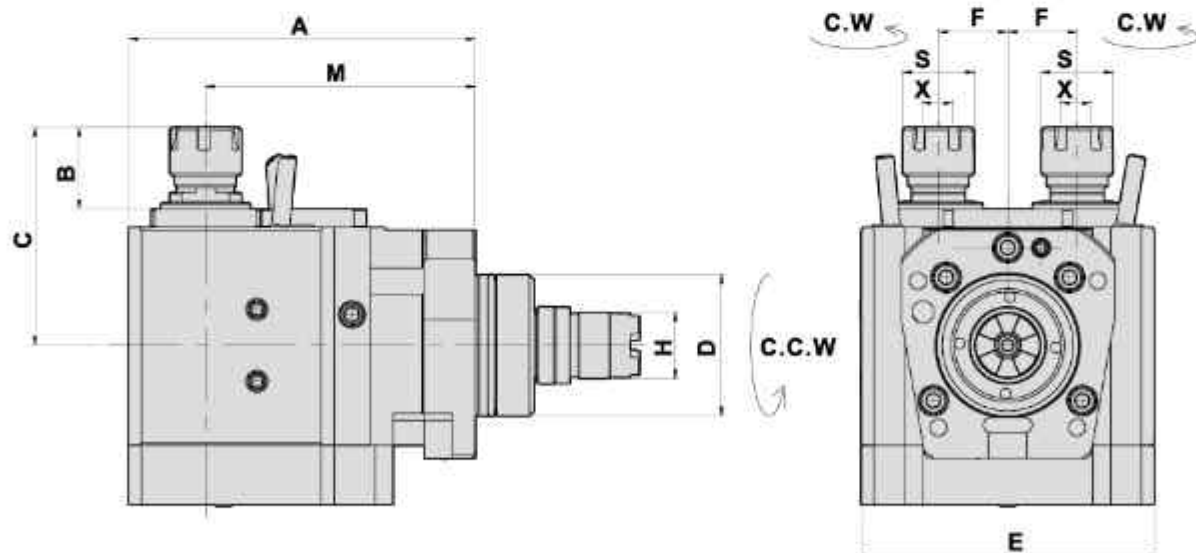
- To be used for collet DIN 6499
- External coolant supply
- Collet is not included

DIMENSIONS

Models	D	X Capacity	S	Maximum R.P.M.	A	B	C	E	F	G	H	I	Code No.	Order No.	(Kg) Weight
A-12	55	1-10 ER16	28	6000	103	27	24	100	84	50	25.8	42	155DCC-000	DA55WA-16DY	4.6

RADIAL MILLING AND DRILLING HEAD

徑向鑽銑刀座 (90°)



- To be used for collet DIN 6499
- External coolant supply
- Collet is not included

DIMENSIONS

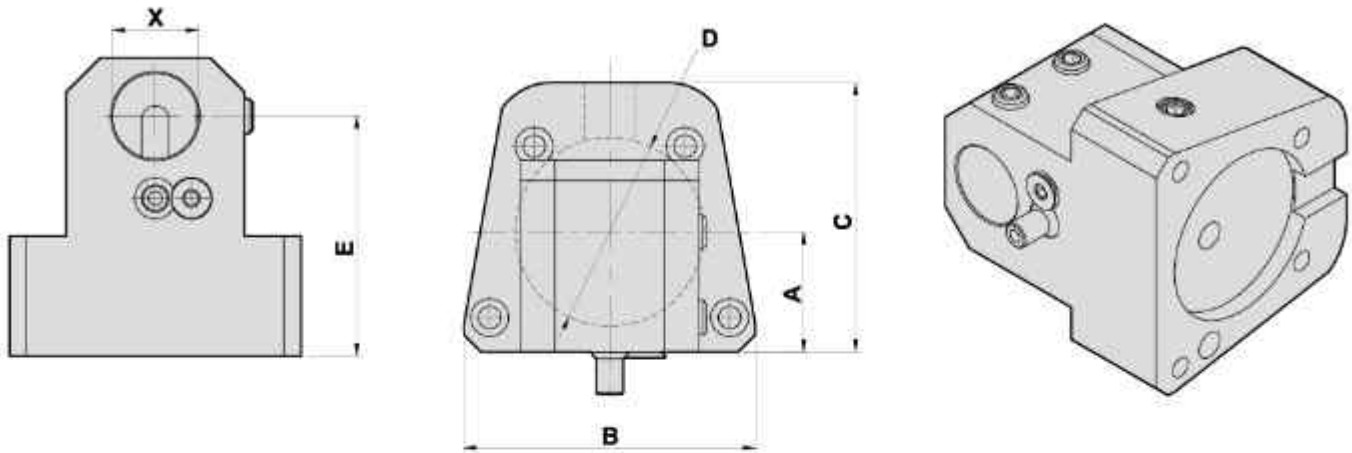
Models	D	X Capacity	S	Maximum R.P.M.	A	B	C	E	F	H	M	Code No.	Order No.	(Kg) Weight
A-12	55	1-13 ER20	28	5000	135	32	85	114	27	25.8	105	255DCC-000	DF55WA-20M-105DY	10.4

BORING BAR HOLDER

Evermore

TYPE WASINO A12

内孔刀座



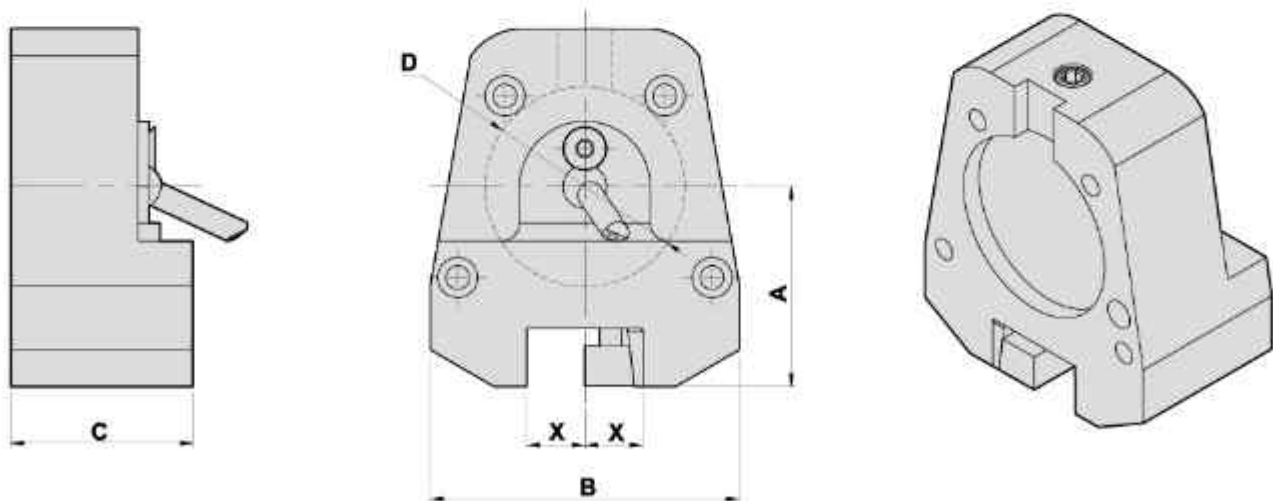
DIMENSIONS

● External, internal coolant supply

Models	D	X	A	B	C	E	Code No.	Order No.	(Kg) Weight
A-12	55	25	35	85	78.5	70	306071-000	A12-B25	2.3
	55	25.4	35	85	78.5	70	3F1071-000	A12-B25.4	2.3
	55	32	35	85	78.5	70	307071-000	A12-B32	2.3

TURNING HOLDER

外徑刀座



DIMENSIONS

● External coolant supply

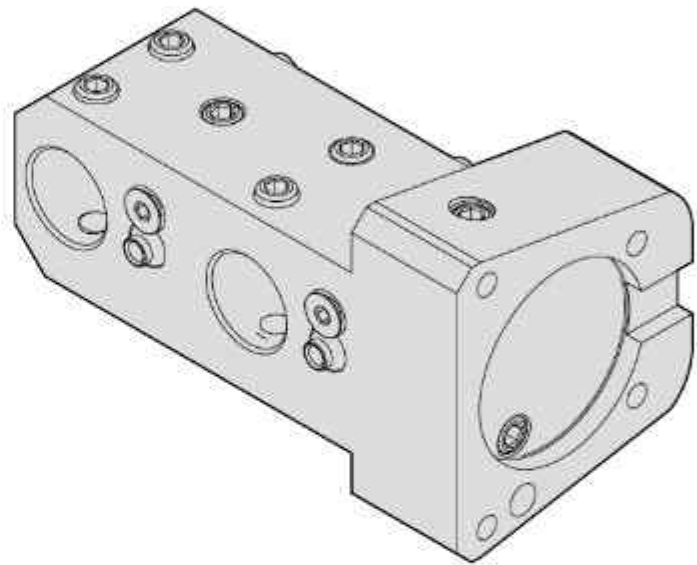
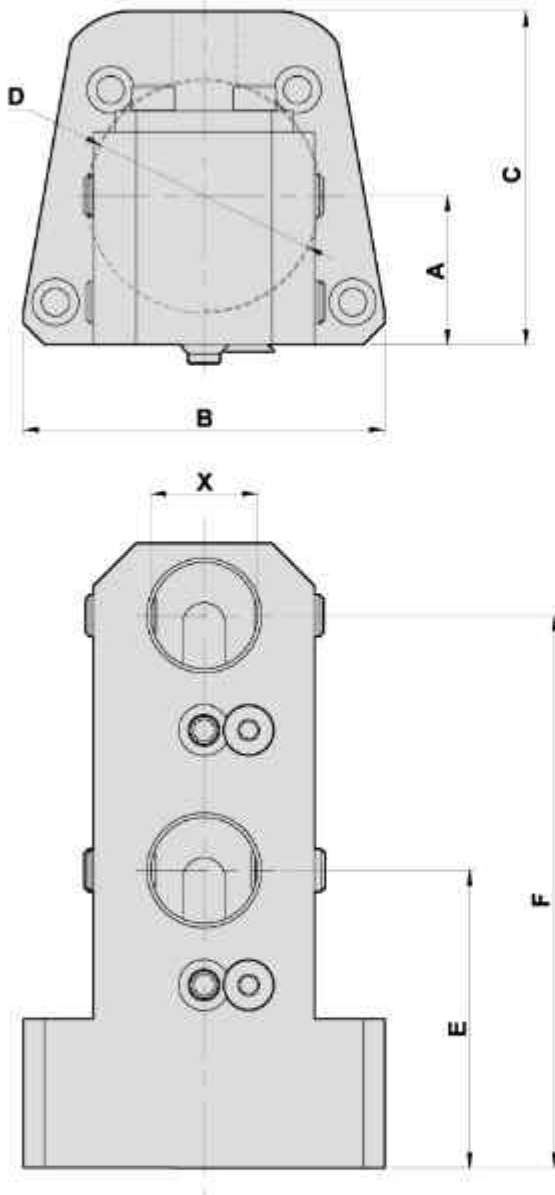
Models	D	X	A	B	C	Code No.	Order No.	(Kg) Weight
A-12	55	16	55	85	50	404071-000	A12-T16	2
	55	20	57	85	50	405071-000	A12-T20	2
	55	25	60	85	50	406071-000	A12-T25	2

DOUBLE BORING BAR HOLDER

Evermore

TYPE WASINO A12

雙內孔刀座



DIMENSIONS

• External, internal coolant supply

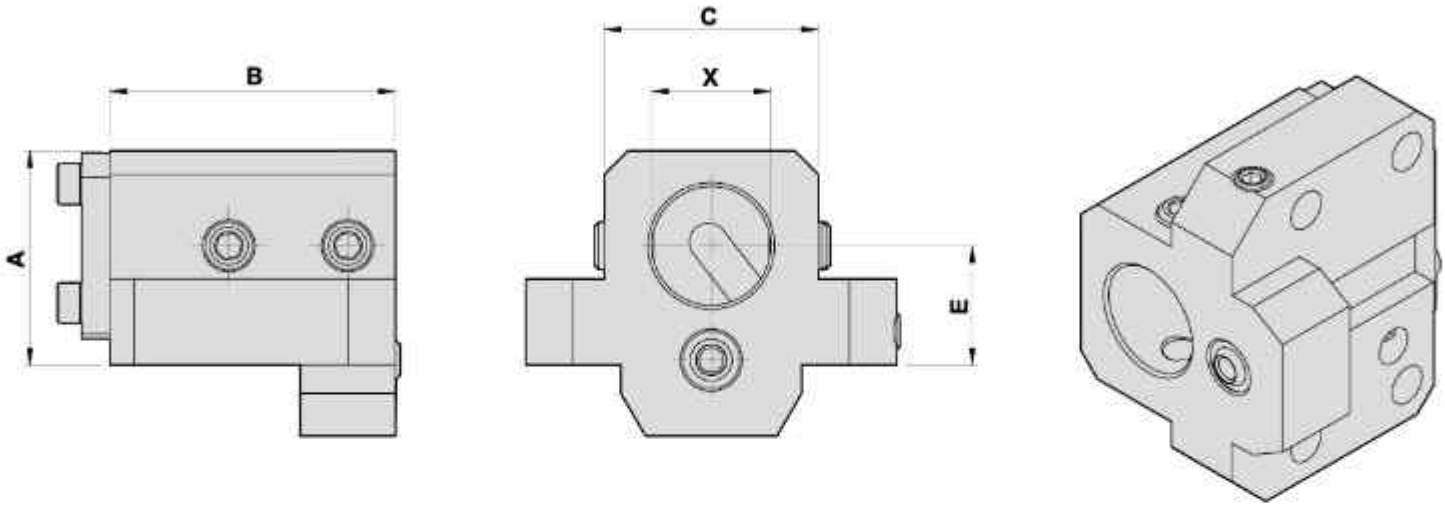
Models	D	X	A	B	C	E	F	Code No.	Order No.	(Kg) Weight
A-12	55	16	35	85	78.5	70	130	304071-000	A12-B16X2	3.5
	55	25	35	85	78.5	70	130	306072-000	A12-B25X2	3.3

BORING BAR HOLDER

Evermore

TYPE WASINO J1

内孔刀座



DIMENSIONS

● External, internal coolant supply

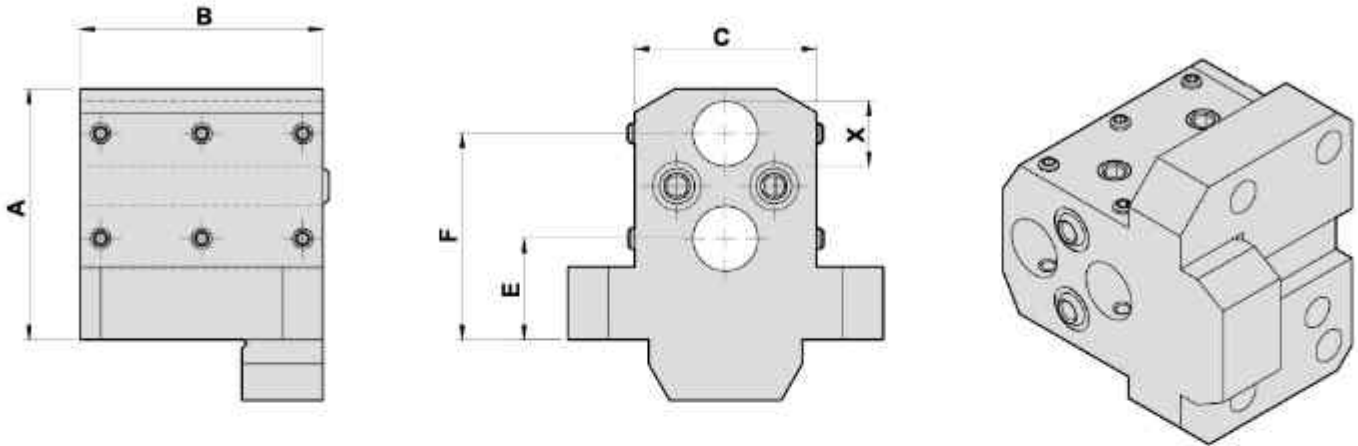
Models	X	A	B	C	E	Code No.	Order No.	(Kg) Weight
J-1	25	45	60	45	25	306073-000	J1-B25	1.1
J-1	25.4	45.5	60	45	25	3F1072-000	J1-B25.4	1.1

DOUBLE BORING BAR HOLDER

Evermore

TYPE WASINO J1

雙內孔刀座



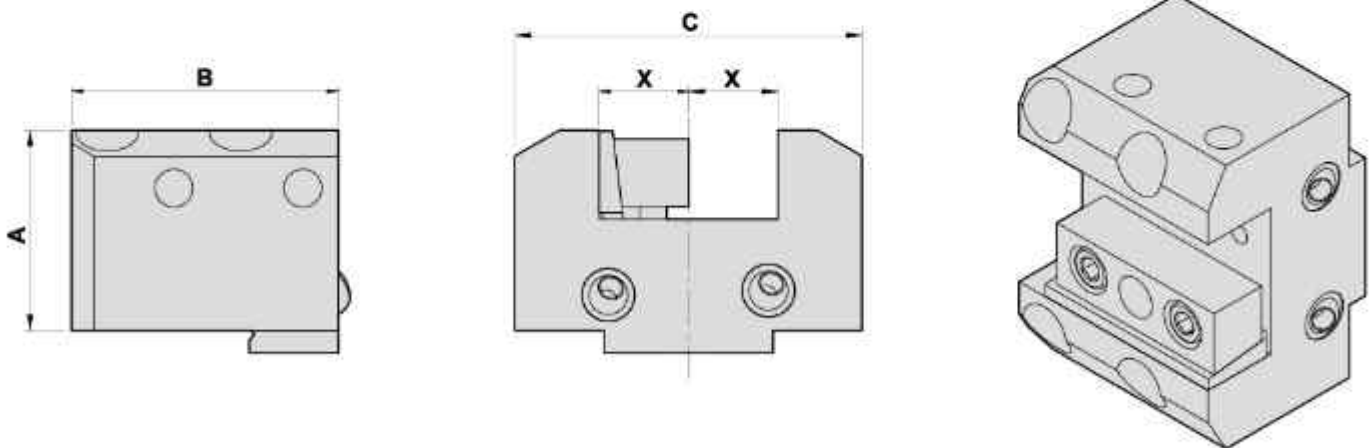
DIMENSIONS

● External, internal coolant supply

Models	X	A	B	C	E	F	Code No.	Order No.	(Kg) Weight
J-1	16	62	60	45	25	51	304072-000	J1-B16x2	1.4

FACING HOLDER

端面刀座



DIMENSIONS

● External coolant supply

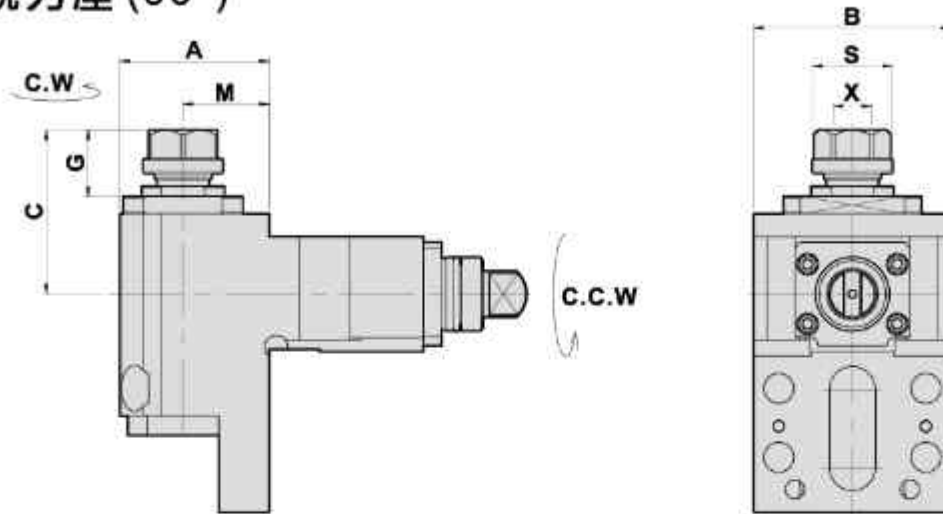
Models	X	A	B	C	Code No.	Order No.	(Kg) Weight
J-1	20	45	60	78	505072-000	J1-F20	1.1

RADIAL MILLING AND DRILLING HEAD

Evermore

TYPE MORI SEIKI

徑向鑽銑刀座 (90°)



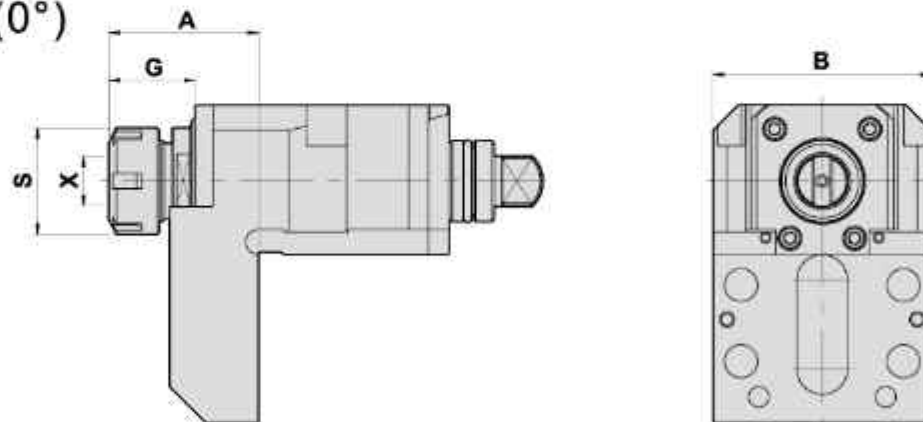
- To be used for collet DIN 6499
- External coolant supply
- Collet is not included

DIMENSIONS

Models	X Capacity	S	Maximum R.P.M.	A	B	C	G	M	Code No.	Order No.	(Kg) Weight
SL150 DL 50 ZL150	1-13 ER20	35	5000	65	86	71.5	28	37.5	2321EA-000	E150-32106	5.6
SL 200 SL250 ZL200	2-20 ER32	50	5000	92	100	93	34	55	2321EB-000	E250-32114	10

AXIAL MILLING AND DRILLING HEAD

軸向鑽銑刀座 (0°)



- To be used for collet DIN 6499
- External coolant supply
- Collet is not included

DIMENSIONS

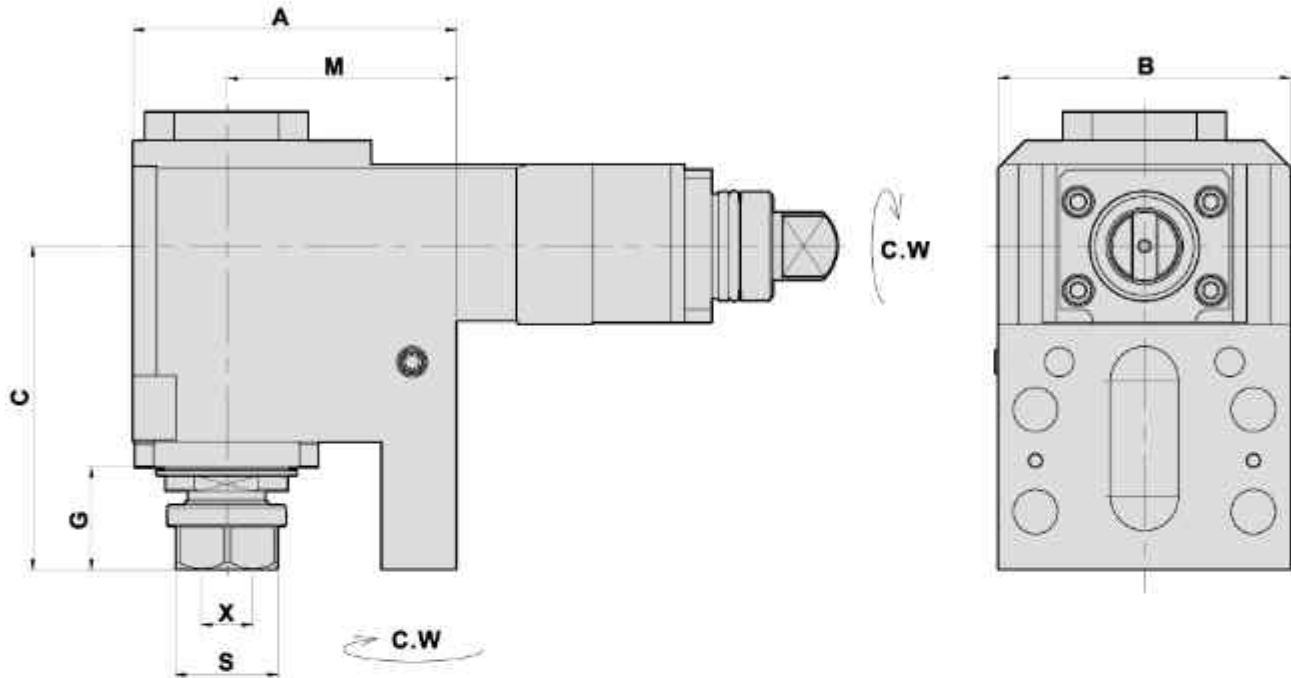
Models	X Capacity	S	Maximum R.P.M.	A	B	G	Code No.	Order No.	(Kg) Weight
SL150 DL150 ZL 150	1-13 ER20	35	6000	59	86	34	1321DA-000	E150-0105-ER20	4.2
SI150 DL150 ZL150	1-16 ER25	42	6000	61	86	36	1321DD-000	E150-0105-ER25	4.2
SL 200 SL 250 ZL 200	2-20 ER32	50	6000	61	100	35	1321DB-000	E250-3115	5.6

RADIAL MILLING AND DRILLING HEAD (SPINDLE 2)

Evermore

TYPE MORI SEIKI

徑向鑽銑刀座(副主軸)(90°)



- To be used for collet DIN 6499
- External coolant supply
- Collet is not included

DIMENSIONS

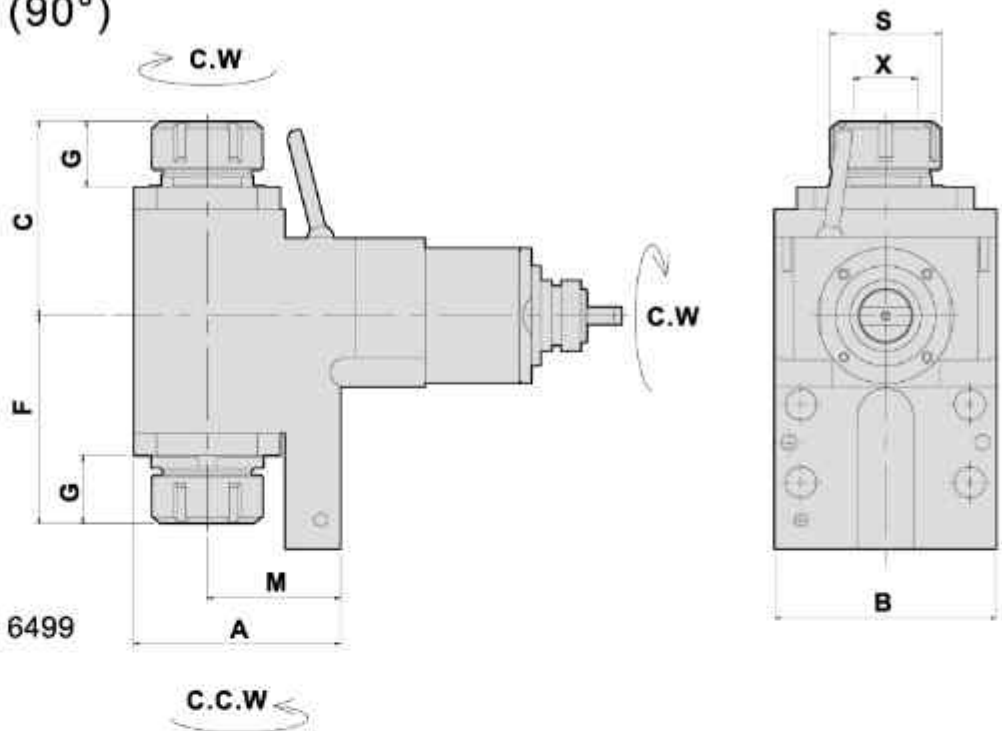
Models	X Capacity	S	Maximum R.P.M.	A	B	C	G	M	Code No.	Order No.	(Kg) Weight
DL151	1-13 ER20	35	5000	95	86	96	32	67.5	2321EC-000	E151-32160	7.4
DL151	1-16 ER25	42	5000	95	86	97	32	67.5	2321ED-000	E151-32161	7.4
SL150 DL150 ZL150	1-13 ER20	35	5000	95	86	97	32	67.5	2321EE-000	E150-32110	7.4
SL200 SL250 ZL200	2-20 ER32	50	5000	97	100	96	34	60	2321EF-000	E250-32121	10.3

RADIAL MILLING AND DRILLING HEAD DOUBLE HEADS

Evermore

TYPE MORI SEIKI

徑向雙頭鑽銑刀座 (90°)



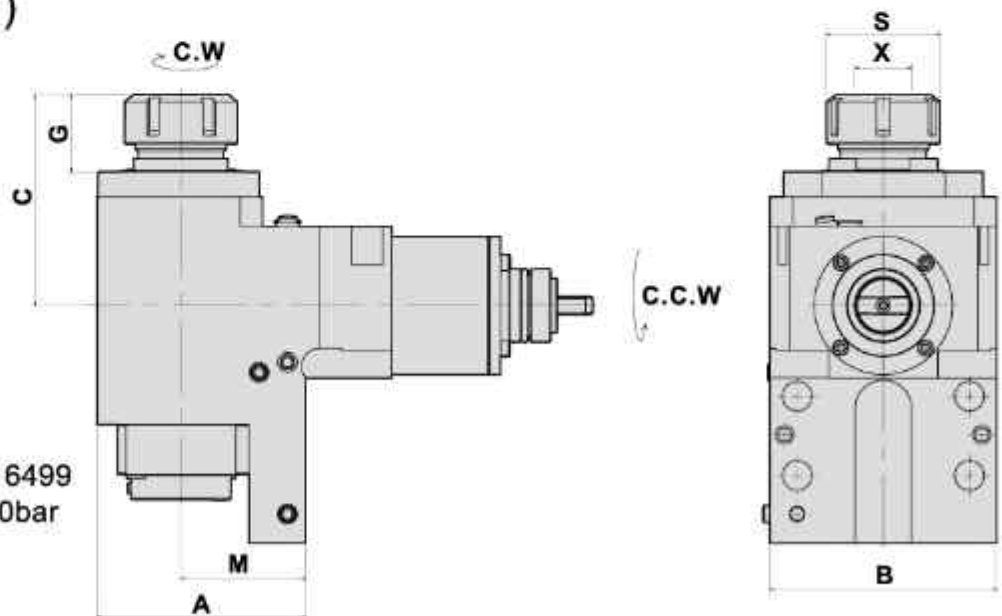
- To be used for collet DIN 6499
- External coolant supply
- Collet is not included

DIMENSIONS

Models	X Capacity	S	Maximum R.P.M.	A	B	C	F	G	M	Code No.	Order No.	(Kg) Weight
SL200 SL250 ZL200	2-20 ER32	50	5000	93	100	87.5	93.5	30	60	2321EG-000	E250-32136	10

RADIAL MILLING AND DRILLING HEAD

徑向鑽銑刀座 (90°)



- To be used for collet DIN 6499
- Internal coolant supply: 50bar
中心出水
- Collet is not included

DIMENSIONS

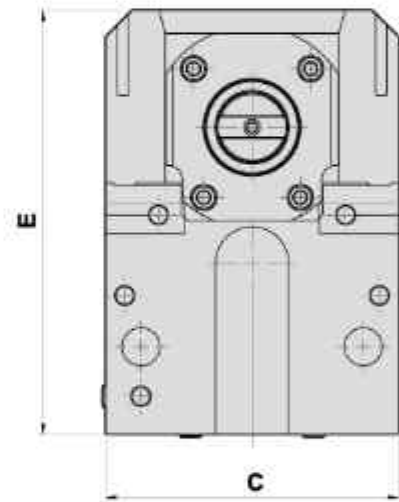
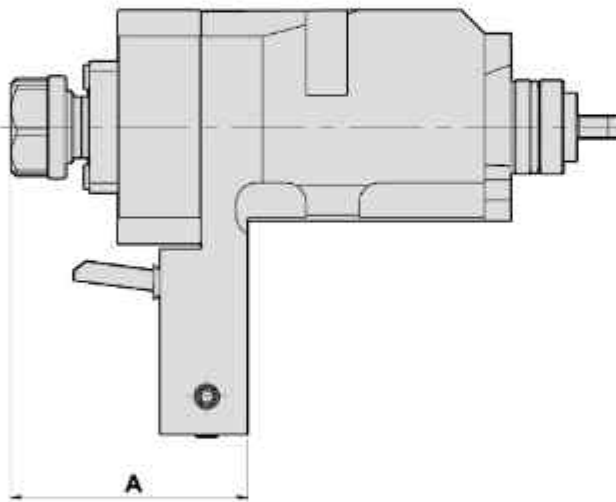
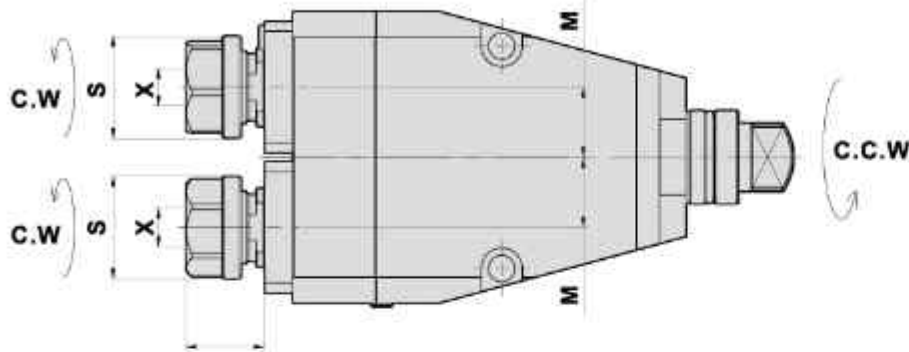
Models	X Capacity	S	Maximum R.P.M.	A	B	C	G	M	Code No.	Order No.	(Kg) Weight
SL200 SL250 ZL200	2-20 ER32	50	5000	92	100	93	34	55	2321EH-000	E250-32114-CW	10.3

AXIAL MILLING AND DRILLING HEAD DOUBLE HEAD, Y OHHSET

Evermore

TYPE MORI SEIKI

軸向鑽銑刀座 (0°) - 雙頭Y軸偏心



- To be used for collet DIN 6499
- External coolant supply
- Collet is not included

DIMENSIONS

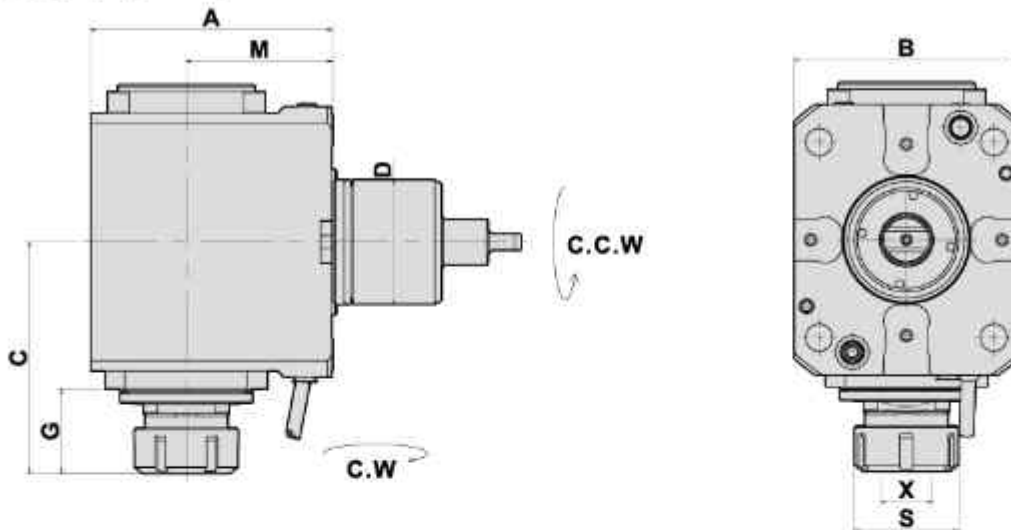
Models	X Capacity	S	Maximum R.P.M.	A	B	C	E	M	Code No.	Order No.	(Kg) Weight
SL250 DL150 ZL150	1-13 ER20	35	6000	81	27	100	145	24	1321DC-000	SL250-DA32-20DY	7.7

RADIAL MILLING AND DRILLING HEAD

Evermore

TYPE MORI SEIKI

徑向鑽銑刀座 (90°)



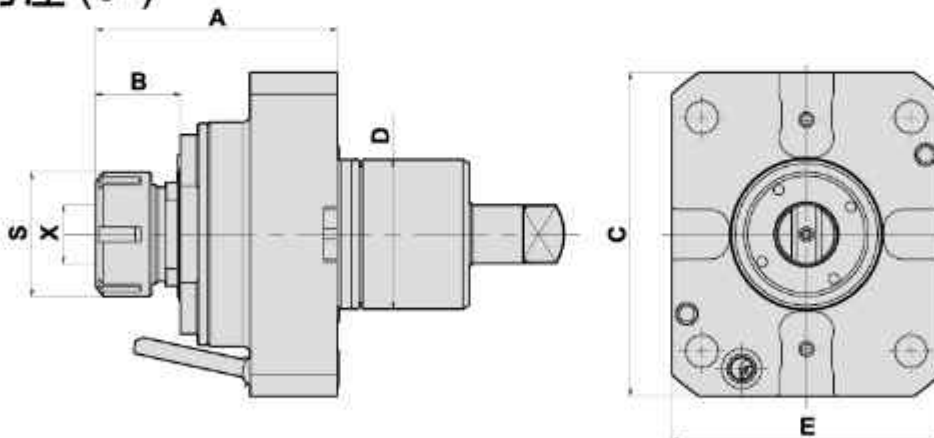
- To be used for collet DIN 6499
- External coolant supply
- Collet is not included

DIMENSIONS

Models	D	X Capacity	S	Maximum R.P.M.	A	B	C	G	M	Code No.	Order No.	(Kg) Weight
NL1500/2000 NL2500/3000 NLX1500/2000/2500 NLX3000/4000	60	2-20 ER32	50	5000	116	108	111	40	70	2601EG-000	E1500-DF60-32-70-S	11.7

AXIAL MILLING AND DRILLING HEAD

軸向鑽銑刀座 (0°)



- To be used for collet DIN 6499
- External coolant supply
- Collet is not included

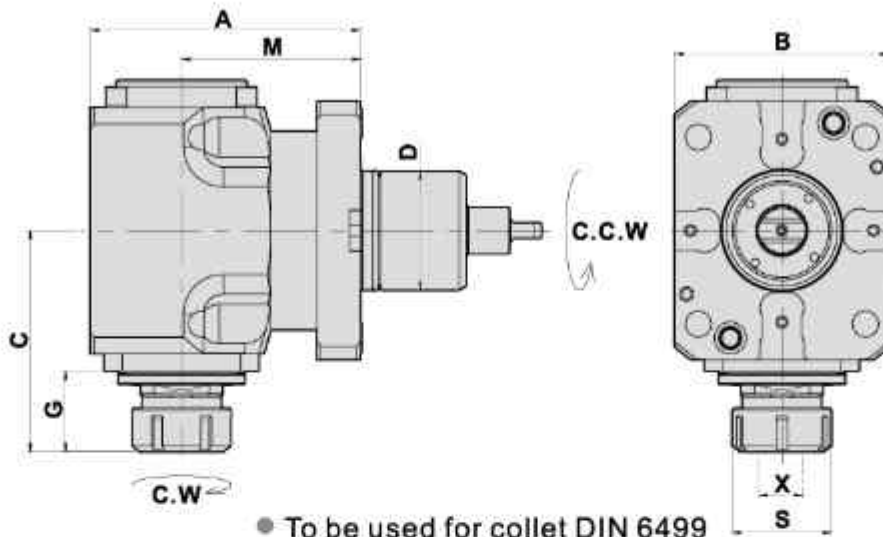
DIMENSIONS

Models	D	X Capacity	S	Maximum R.P.M.	A	B	C	E	Code No.	Order No.	(Kg) Weight
NL1500/2000	60	2-20 ER32	50	6000	97	34	130	108	1601DA-000	E1500-T32208	6
NL2500/3000 NLX1500/2000/2500	60	2-20 ER32	50	6000	73	34	130	108	1601DE-000	E1500-DA60-ER32-S	4.2
NLX3000/4000	60	3-26 ER40	63	6000	109	46	130	108	1601DK-000	E1500-DA60-ER40	6

RADIAL MILLING AND DRILLING HEAD HEAVY CUTTING

TYPE MORI SEIKI

徑向(重切削)鑽銑刀座 (90°)



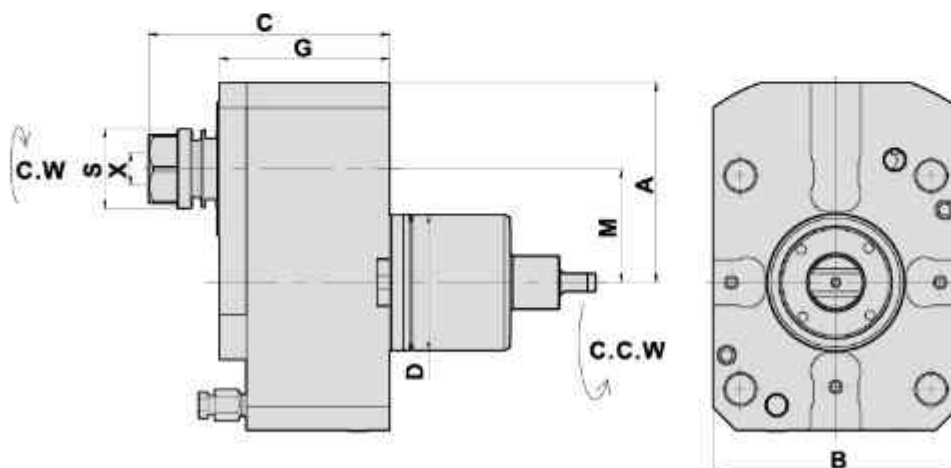
- To be used for collet DIN 6499
- External coolant supply
- Collet is not included

DIMENSIONS

Models	D	X Capacity	S	Maximum R.P.M.	A	B	C	G	M	Code No.	Order No.	(Kg) Weight
NL1500/2000 NL2500/3000	60	2-20 ER32	50	5000	136	108	111	40	90	2601EB-000	E1500-TA-T32207	12
NLX1500/2000/2500 NLX3000/4000	60	3-26 ER40	63	5000	136	108	116	46	90	2601EK-000	E1500-TA-T32217	12

AXIAL MILLING AND DRILLING HEAD OFFSET

軸向偏心鑽銑刀座 (0°)



- To be used for collet DIN 6499
- External coolant supply
- Collet is not included

DIMENSIONS

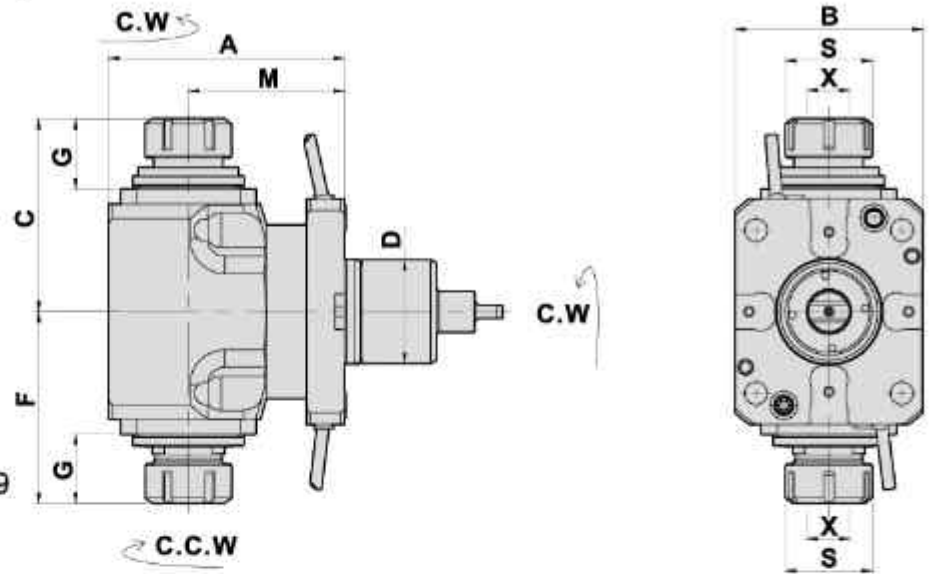
Models	D	X Capacity	S	Maximum R.P.M.	A	B	C	G	M	Code No.	Order No.	(Kg) Weight
NL1500/2000 NL2500/3000	60	1-13 ER20	35	6000	88	108	106	75	50	1601DC-000	E1500-DA60-20-50	8.9
NLX1500/2000/2500 NLX3000/4000		1-16 ER25	42	6000	88	108	108	75	50	1601DD-000	E1500-DA60-25-50	

RADIAL MILLING AND DRILLING HEAD DOUBLE HEADS

Evermore

TYPE MORI SEIKI

徑向雙頭鑽銑刀座 (90°)



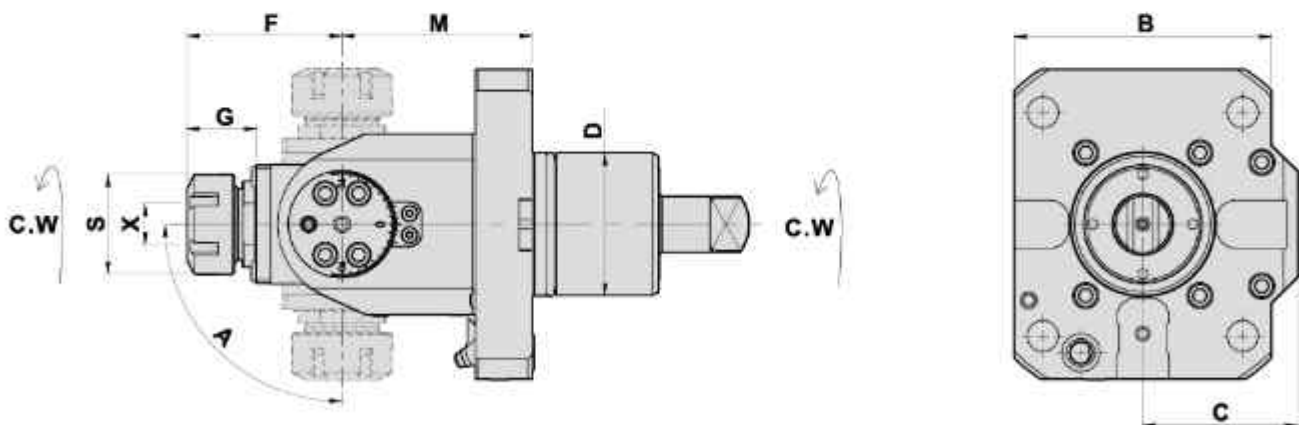
- To be used for collet DIN 6499
- External coolant supply
- Collet is not included

DIMENSIONS

Models	D	X Capacity	S	Maximum R.P.M.	A	B	C	F	G	M	Code No.	Order No.	(Kg) Weight
NL1500/2000	60	2-20 ER32	38	5000	130	108	87	87	23	90	2601ED-000	E1500-T32216-32A	9.3
NL2500/3000	60	2-20 ER32	50	5000	136	108	110	110	40	90	*2601EE-000	E1500-TA-T32216-32	12.3
NLX1500/2000/2500													
NLX3000/4000	60	3-26 ER40	63	5000	136	108	117	117	47	90	*2601EF-000	E1500-TA-T32216-40	12.5

*HEAVY CUTTING (重切削)

ANGULAR HEAD 萬向鑽銑刀座



- To be used for collet DIN 6499
- External coolant supply
- Collet is not included

DIMENSIONS

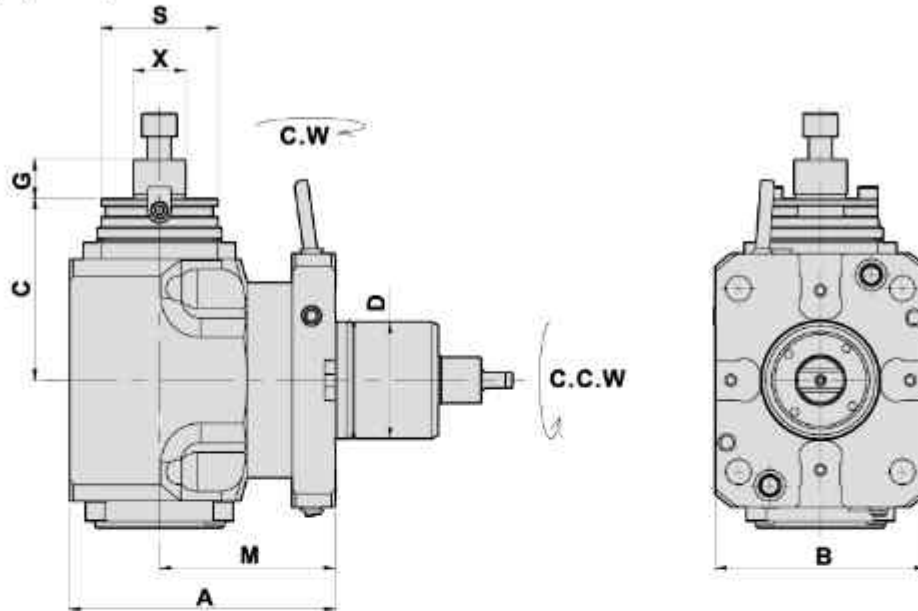
Models	D	X Capacity	S	Maximum R.P.M.	A	B	C	F	G	M	Code No.	Order No.	(Kg) Weight
NL1500/2000 NL2500/3000 NLX1500/2000/2500 NLX3000/4000	60	1-16 ER25	42	5000	±90°	108	65	65.5	29.5	80	1601DF-000	E1500-T602580-25B	7.2

RADIAL MILLING AND DRILLING HEAD

Evermore

TYPE MORI SEIKI

徑向銑削刀座 (90°)



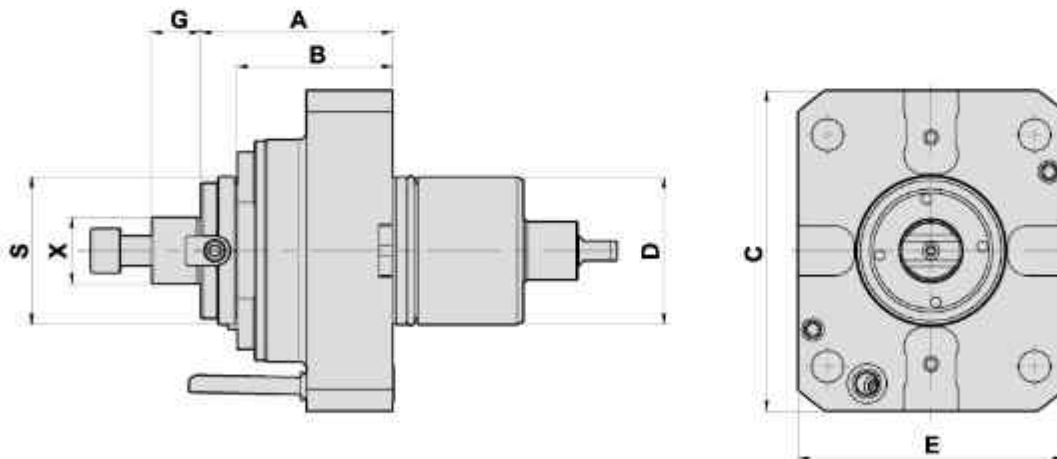
DIMENSIONS

● To be used for collet DIN 6358

Models	D	X Capacity	S	Maximum R.P.M.	A	B	C	G	M	Code No.	Order No.	(Kg) Weight
NL1500/2000 NL2500/3000 NLX1500/2000/2500 NLX3000/4000	60	27	60	5000	136	108	93	20	90	2601EC-000	T32211-27C-90	12.2

AXIAL MILLING AND DRILLING HEAD

軸向銑削刀座 (0°)



DIMENSIONS

● To be used for cutter arbor according to DIN 6358

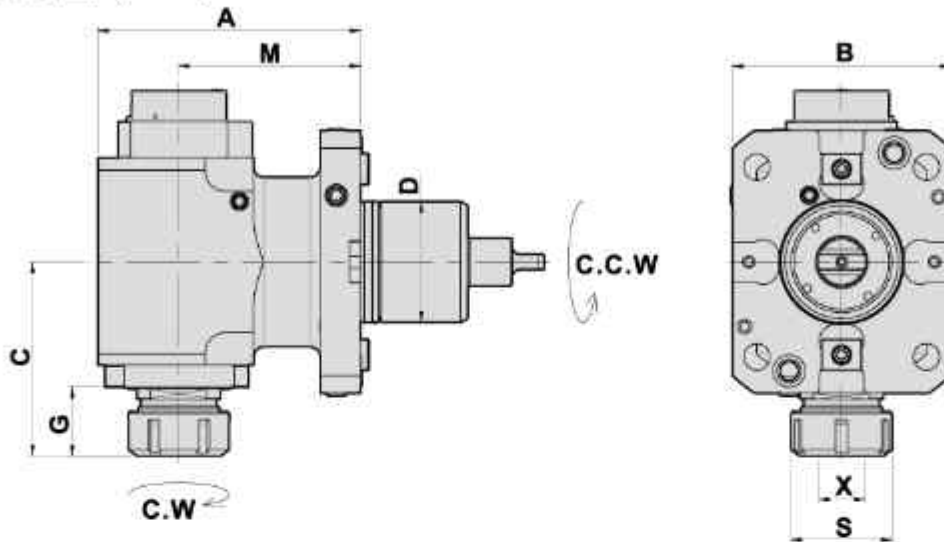
Models	D	X Capacity	S	Maximum R.P.M.	A	B	C	E	G	Code No.	Order No.	(Kg) Weight
NL1500/2000 NL2500/3000	60	22	48	6000	80	63	130	108	18	1601DB-000	T32212-DA60-22C	6.1
NLX1500/2000/2500 NLX3000/4000	60	27	60	6000	78	63	130	108	20	1601DG-000	NL1500-DA60-27C	6.1

RADIAL MILLING AND DRILLING HEAD

Evermore

TYPE MORI SEIKI

徑向鑽銑刀座 (90°)



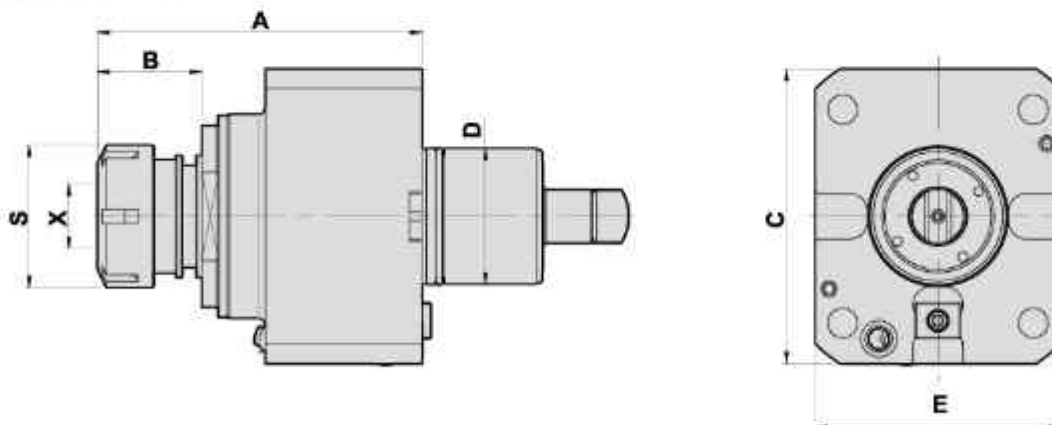
- To be used for collet DIN 6499
- Internal coolant supply: 50bar 中心出水
- Collet is not included

DIMENSIONS

Models	D	X Capacity	S	Maximum R.P.M.	A	B	C	G	M	Code No.	Order No.	(Kg) Weight
NL1500/2000 NL2500/3000	60	2-20 ER32	50	5000	130	108	96	34	90	2601EH-000	NL1500-CW-DF60-32-90	9.6
NLX1500/2000/2500 NLX3000/4000	60	3-26 ER40	63	5000	130	108	107.5	45.5	90	2601EI-000	NL1500-CW-DF60-40-90	9.9

AXIAL MILLING AND DRILLING HEAD

軸向鑽銑刀座 (0°)



- To be used for collet DIN 6499
- Internal coolant supply: 15bar 中心出水
- Collet is not included

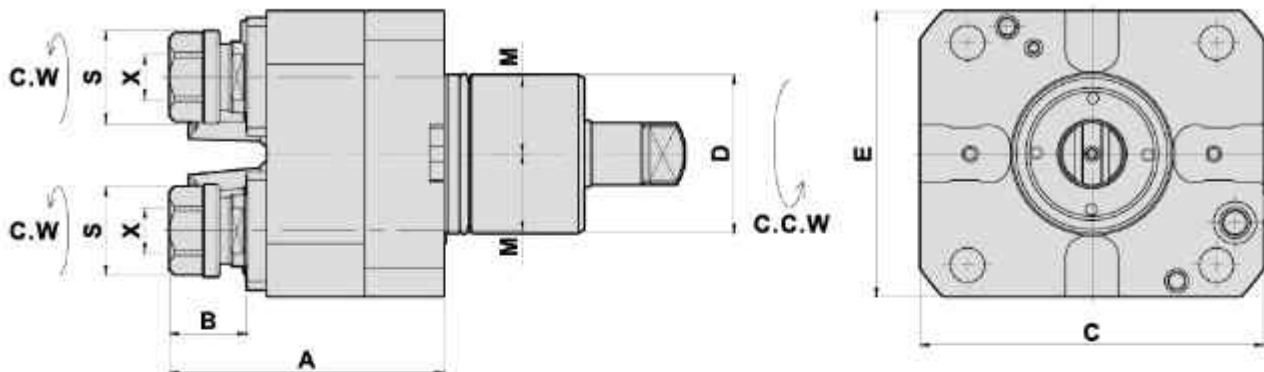
DIMENSIONS

Models	D	X Capacity	S	Maximum R.P.M.	A	B	C	E	Code No.	Order No.	(Kg) Weight
NL1500/2000 NL2500/3000	60	2-20 ER32	50	6000	130	33	130	108	1601DH-000	NL1500-CW-DA60-ER32	9.3
NLX1500/2000/2500 NLX3000/4000	60	3-26 ER40	63	6000	143	46	130	108	1601DI-000	NL1500-CW-DA60-ER40	9.6

AXIAL MILLING AND DRILLING HEAD DOUBLE HEAD, Y OFFSET

TYPE MORI SEIKI

軸向鑽銑刀座-雙頭Y軸偏心 (0°)



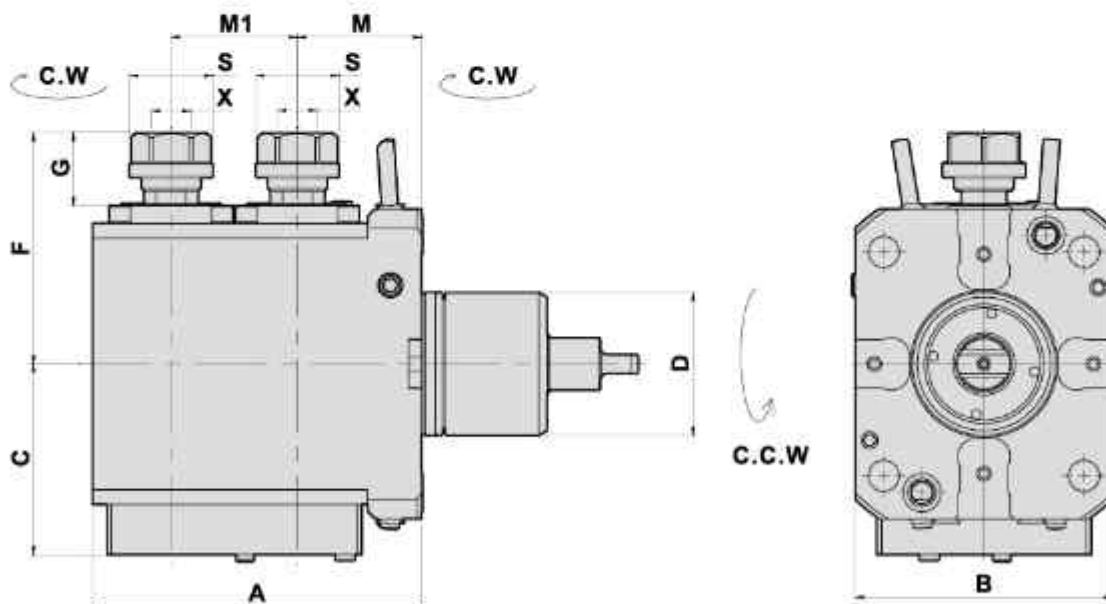
- To be used for collet DIN 6499
- External coolant supply
- Collet is not included

DIMENSIONS

Models	D	X Capacity	S	Maximum R.P.M.	A	B	C	E	M	Code No.	Order No.	(Kg) Weight
NL1500/2000 NL2500/3000	60	1-13 ER20	35	6000	104	29	130	108	29	1601DN-000	NL1500-DA60-20DY	6.7
NLX1500/2000/2500 NLX3000/4000	60	1-16 ER25	42	6000	110	35.5	130	108	29	1601DX-000	NL1500-DA60-25DY	7

RADIAL MILLING AND DRILLING HEAD DOUBLE HEAD

徑向雙頭鑽銑刀座 (90°)



- To be used for collet DIN 6499
- External coolant supply
- Collet is not included

DIMENSIONS

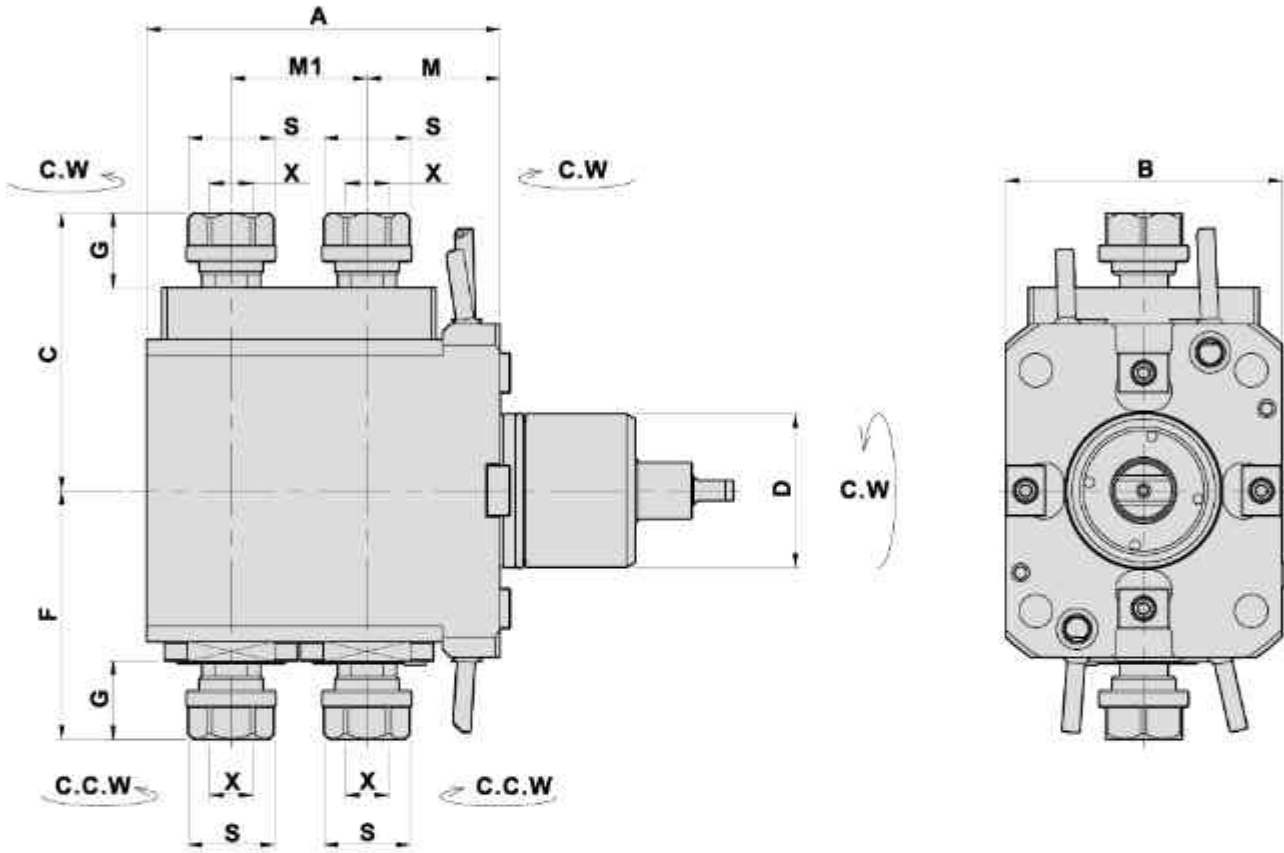
Models	D	X Capacity	S	Maximum R.P.M.	A	B	C	F	G	M	M1	Code No.	Order No.	(Kg) Weight
NL1500/2000 NL2500/3000 NLX1500/2000/2500 NLX3000/4000	60	1-13 ER20	35	5000	138	108	80	98	30.5	52	53	2601EL-000	NL1500-DF60-20-2-105	13

RADIAL MILLING AND DRILLING HEAD MULTI HEAD

Evermore

TYPE MORI SEIKI

徑向多頭鑽銑刀座 (90°)



- To be used for collet DIN 6499
- External coolant supply
- Collet is not included

DIMENSIONS

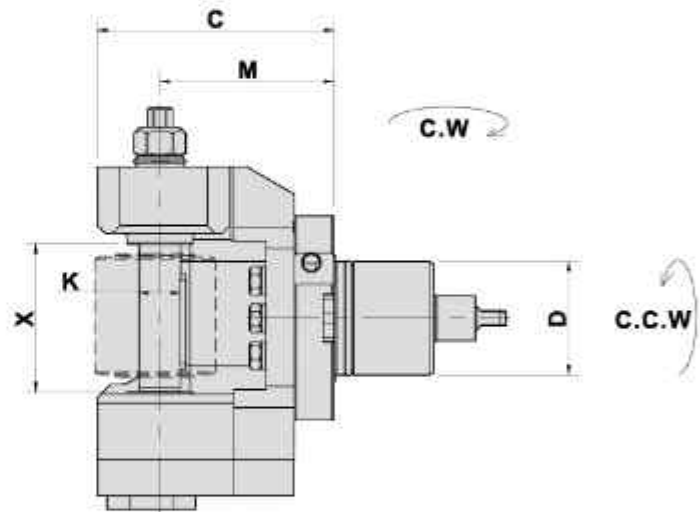
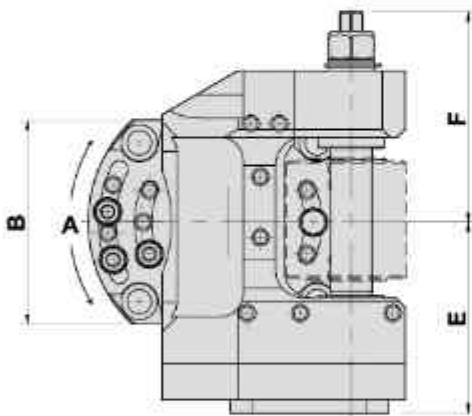
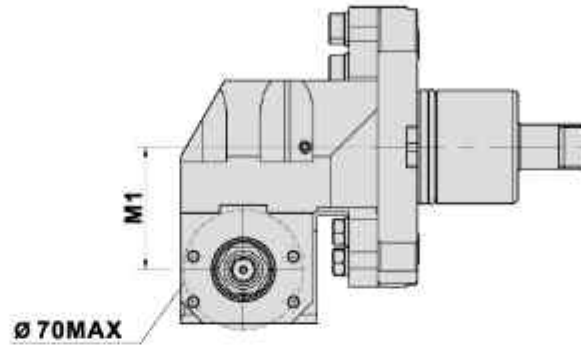
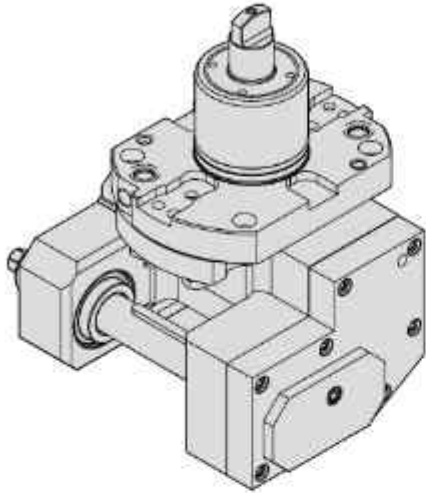
Models	D	X Capacity	S	Maximum R.P.M.	A	B	C	F	G	M	M1	Code No.	Order No.	(Kg) Weight
NL1500/2000 NL2500/3000 NLX1500/2000/2500 NLX3000/4000	60	1-13 ER20	35	5000	138	108	108	97	30	52	53	2601EJ-000	NL1500-DF60-20-4-105	13.2

DRIVEN GEAR HOBBER

Evermore

TYPE MORI SEIKI

滾齒刀座



DIMENSIONS

● External coolant supply

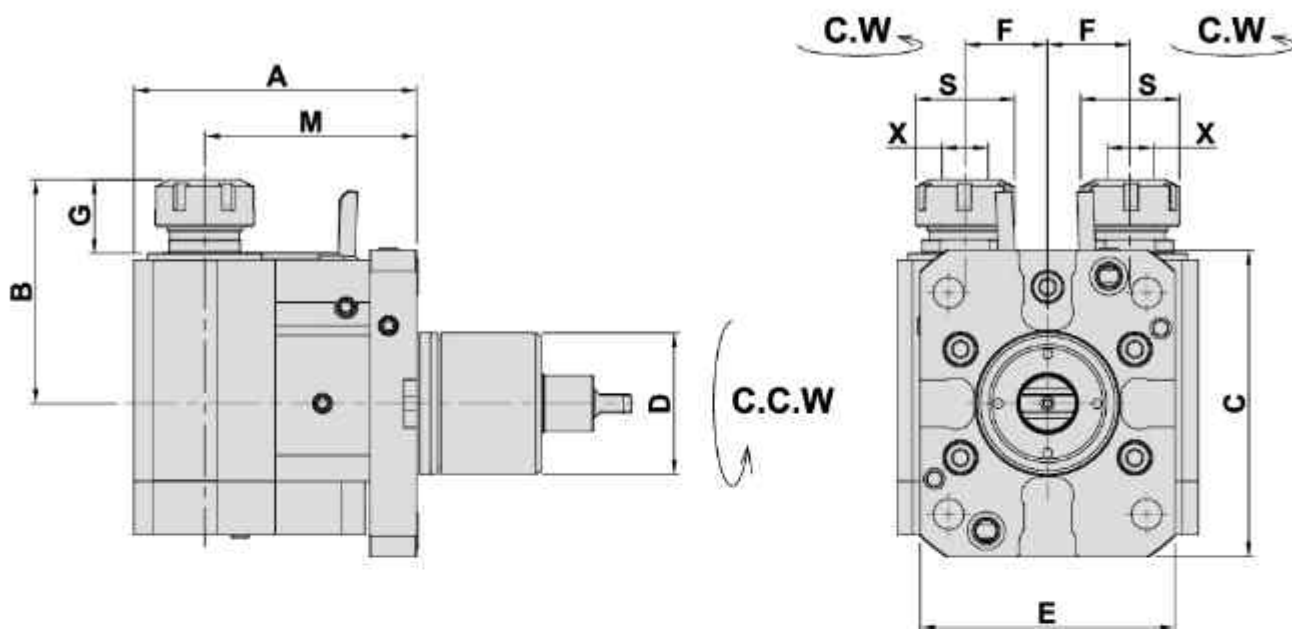
Models	D	X	Maximum R.P.M.	A	B	C	E	F	K	M	M1	Code No.	Order No.	(Kg) Weight
NL1500/2000	60	78	4000	±20°	108	125	101	111	22	92	65	2601EM-000	E1500-DF60-22C-65-92	13.2
NL2500/3000	60	78	4000	±20°	108	125	101	111	22.225	92	65	2601EP-000	E1500-DF60-22.225C-65-92	13.2
NLX1500/2000/2500														
NLX3000/4000	60	78	4000	±20°	108	125	101	111	19.05	92	65	2601ER-000	E1500-DF60-19.05C-65-92	13.2

RADIAL MILLING AND DRILLING HEAD MULTI HEAD

Evermore

TYPE MORI SEIKI

徑向多頭鑽銑刀座 (90°)



- To be used for collet DIN 6499
- External coolant supply
- Collet is not included

DIMENSIONS

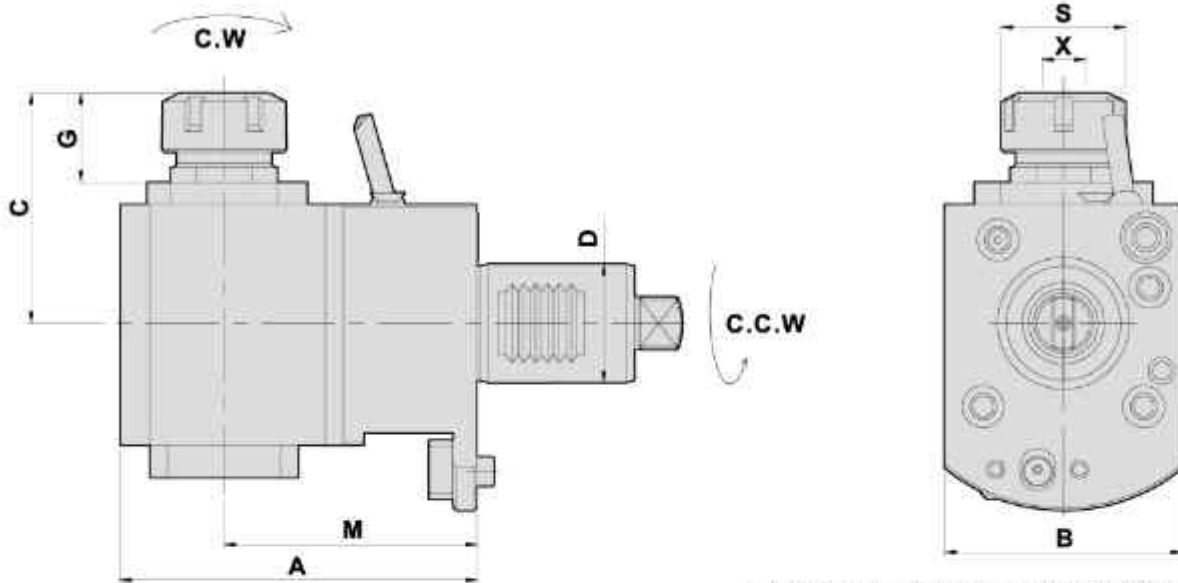
Models	D	X Capacity	S	Maximum R.P.M.	A	B	C	E	F	G	M	Code No.	Order No.	(Kg) Weight
NL1500/2000 NL2500/3000 NLX1500/2000/2500 NLX3000/4000	60	1-16 ER25	42	5000	120	95	130	108	35	31.2	90	2601EU-000	E1500-DF60-25x2-90DY	12.4

RADIAL MILLING AND DRILLING HEAD

Evermore

TYPE MORI SEIKI

徑向鑽銑刀座 (90°)



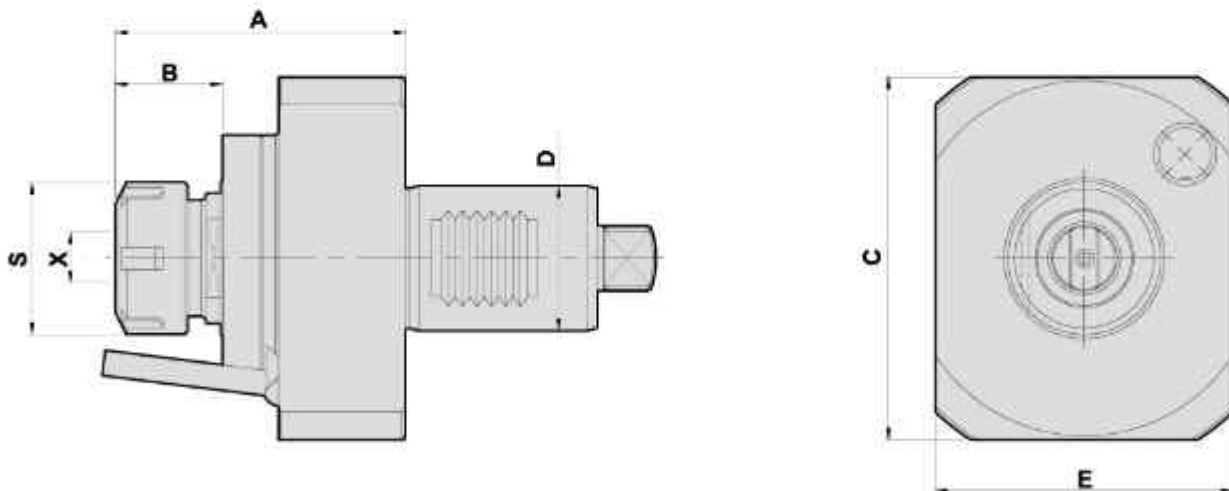
- To be used for collet DIN 6499
- External coolant supply
- Collet is not included

DIMENSIONS

Models	D	X Capacity	S	Maximum R.P.M.	A	B	C	G	M	Code No.	Order No.	(Kg) Weight
NZ1500/2000 NZX1500/2000/2500	40	1-16 ER25	42	5000	120	80	77.5	29	85	2401EA-000	T32473A02	6.4

AXIAL MILLING AND DRILLING HEAD

軸向鑽銑刀座 (0°)



- To be used for collet DIN 6499
- External coolant supply
- Collet is not included

DIMENSIONS

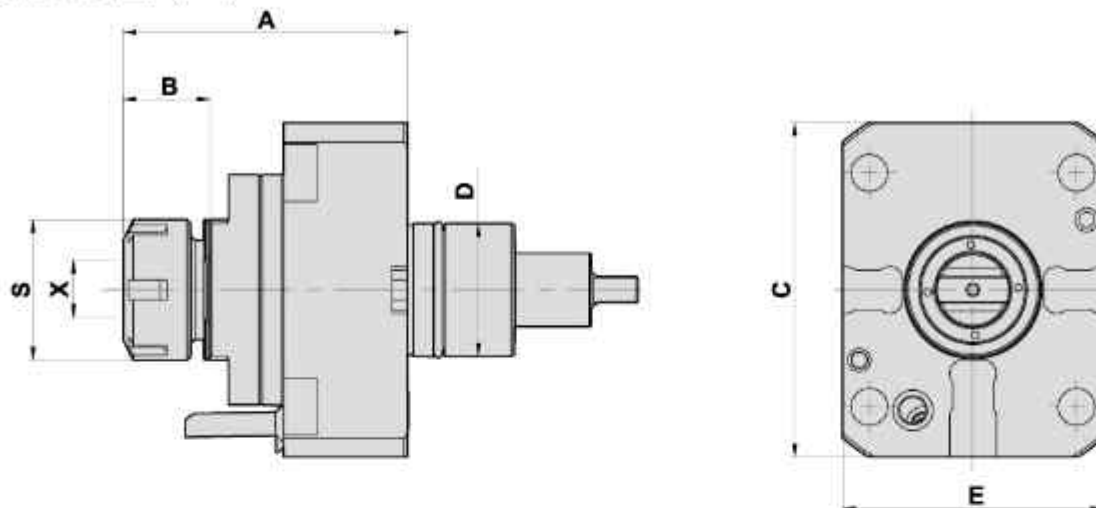
Models	D	X Capacity	S	Maximum R.P.M.	A	B	C	E	Code No.	Order No.	(Kg) Weight
NZ1500/2000 NZX1500/2000/2500	40	1-16 ER25	42	6000	80	29.5	100	82	1401DA-000	T32473A01	3.2

AXIAL MILLING AND DRILLING HEAD

Evermore

TYPE MORI SEIKI

軸向鑽銑刀座 (0°)



- To be used for collet DIN 6499
- External coolant supply
- Collet is not included

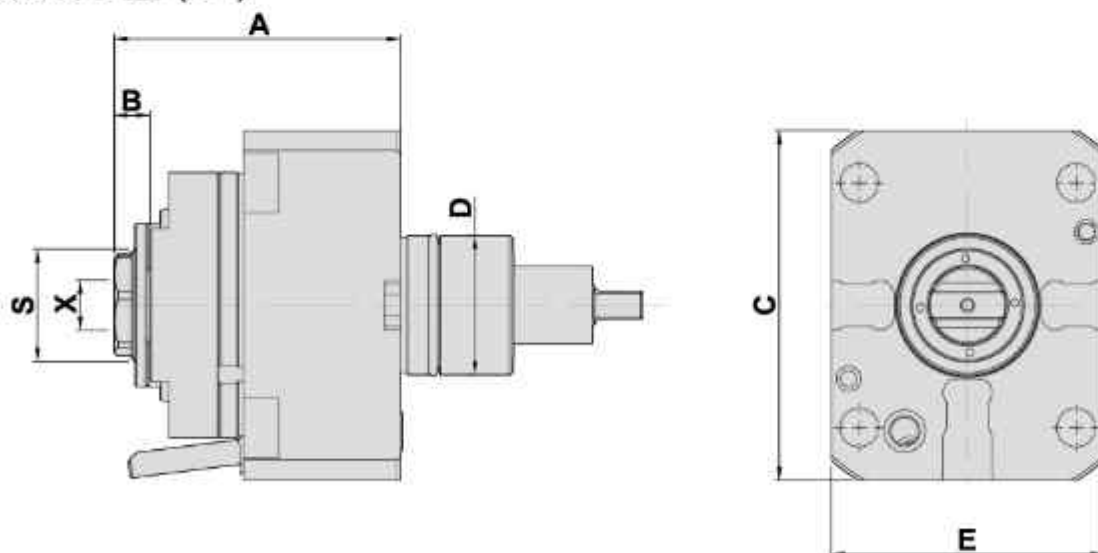
DIMENSIONS

Models	D	X Capacity	S	Maximum R.P.M.	A	B	C	E	Code No.	Order No.	(Kg) Weight
NZ1500/2000	40	1-16 ER25	42	6000	85	26	100	78	1401DK-000	NZ-BMT-DA40-ER25	3
		2-20 ER32									
NZX1500/2000/2500	40	2-20 ER32	50	6000	78.5	28.5	100	82	1401DJ-000	NZ-BMT-DA40-ER32	3
	40	2-20 ER32	50	4000	90	28.5	100	82	*1401DU-000	NZ-BMT-DA40-ER32-TA	3.5

*HEAVY CUTTING(重切削)

AXIAL MILLING AND DRILLING HEAD

軸向鑽銑刀座 (0°)



- To be used for collet DIN 6499
- External coolant supply
- Collet is not included

DIMENSIONS

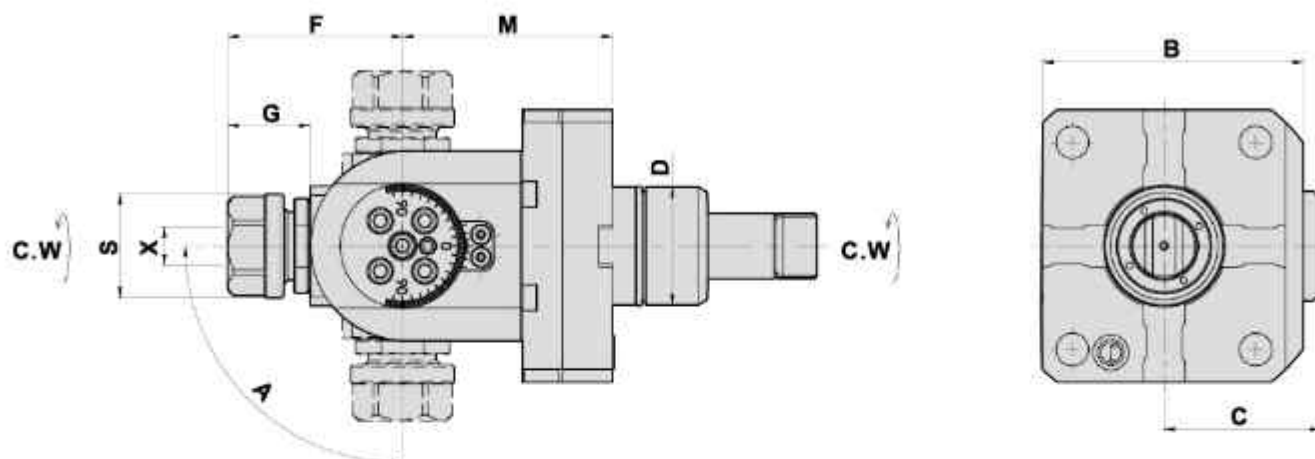
Models	D	X Capacity	S	Maximum R.P.M.	A	B	C	E	Code No.	Order No.	(Kg) Weight
NZ1500/2000 NZX1500/2000/2500	40	1-16 ER25	32	6000	82	10.2	100	78	1401DN-000	NZ-BMT-DA40-ER25A	3.5

ANGULAR HEAD

Evermore

TYPE MORI SEIKI

萬向鑽銑刀座



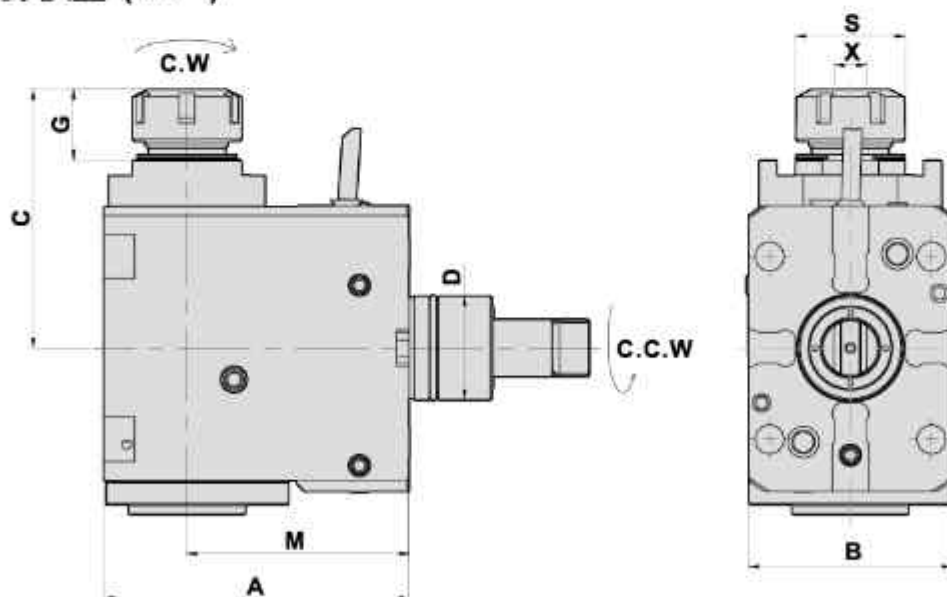
- To be used for collet DIN 6499
- External coolant supply
- Collet is not included

DIMENSIONS

Models	D	X Capacity	S	Maximum R.P.M.	A	B	C	F	G	M	Code No.	Order No.	(Kg) Weight
NZ1500/2000 NZX1500/2000/2500	40	1-13 ER25	35	5000	±90°	88	53	59	28	71	1401DL-000	NZ-BMT-DA40-20B	4.2

RADIAL MILLING AND DRILLING HEAD

徑向鑽銑刀座 (90°)



- To be used for collet DIN 6499
- External coolant supply
- Collet is not included

DIMENSIONS

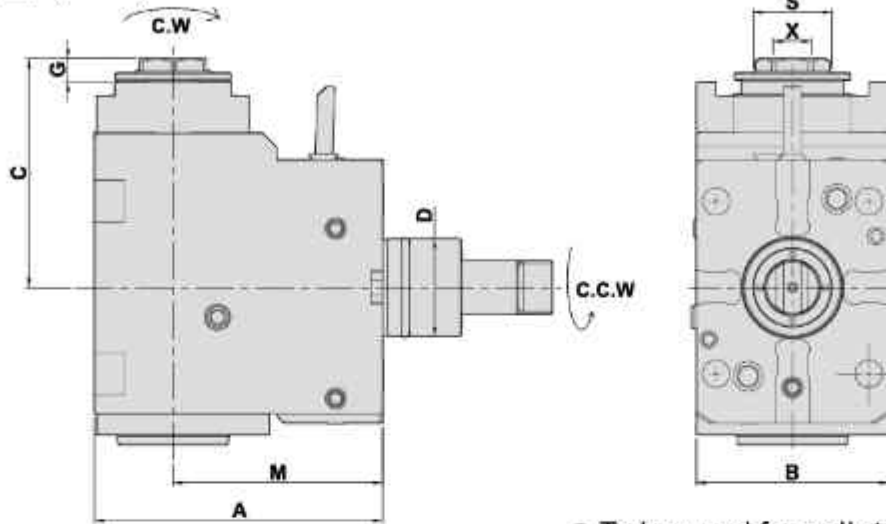
Models	D	X Capacity	S	Maximum R.P.M.	A	B	C	G	M	Code No.	Order No.	(Kg) Weight
NZ1500/2000	40	1-16 ER25	42	5000	117	78	99	27	85	2401EK-000	NZ-BMT-DF40-25-85	7.6
NZX1500/2000/2500	40	2-20 ER32	50	5000	117	78	112	28.7	85	2401EV-000	NZ-BMT-DF40-32-85	8.3

RADIAL MILLING AND DRILLING HEAD

Evermore

TYPE MORI SEIKI

徑向鑽銑刀座 (90°)



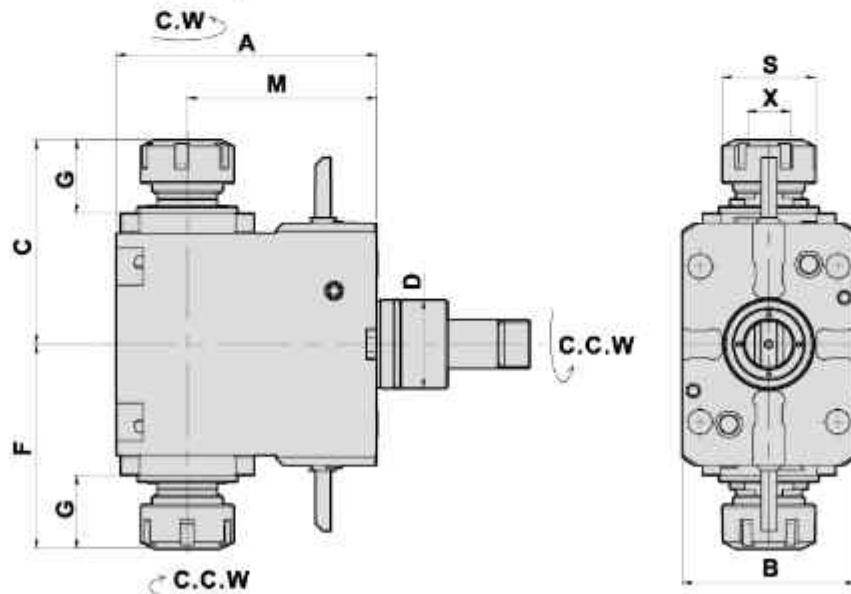
- To be used for collet DIN 6499
- External coolant supply
- Collet is not included

DIMENSIONS

Models	D	X Capacity	S	Maximum R.P.M.	A	B	C	G	M	Code No.	Order No.	(Kg) Weight
NZ1500/2000	40	1-16 ER25A	32	5000	117	78	93	10	85	2401EQ-000	NZ-BMT-DF40-25A-85	7.9
NZX1500/2000/2500	40	2-20 ER32A	40	5000	117	78	96	17	85	2401ER-000	NZ-BMT-DF40-32A-85	8

RADIAL MILLING AND DRILLING HEAD DOUBLE HEADS

徑向雙頭鑽銑刀座 (90°)



- To be used for collet DIN 6499
- External coolant supply
- Collet is not included

DIMENSIONS

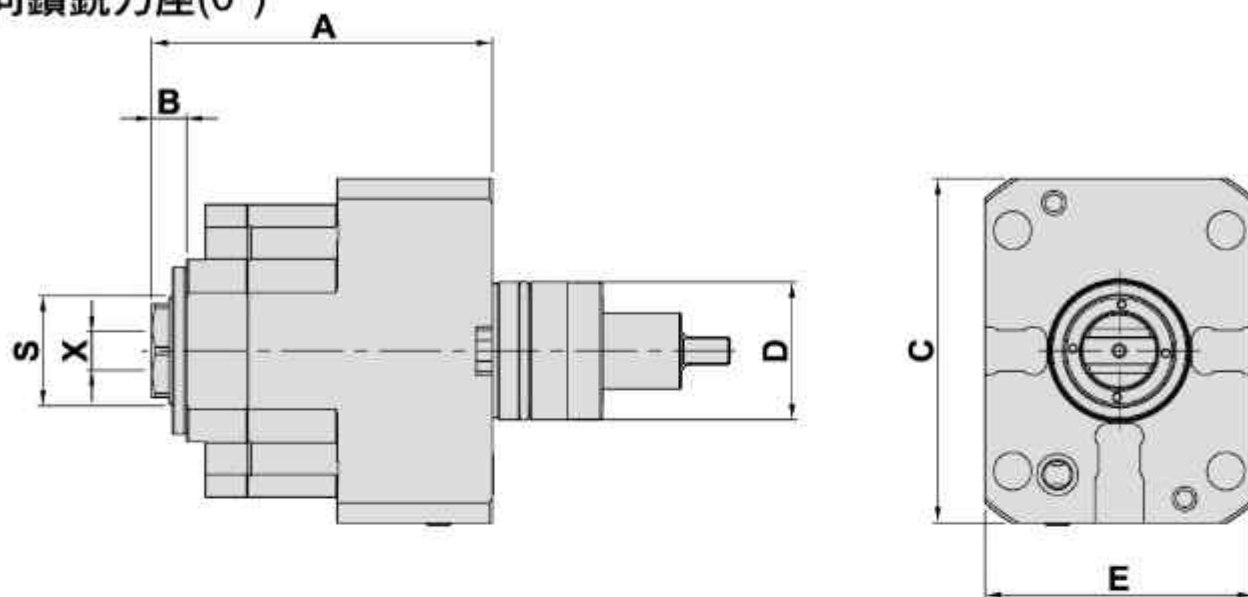
Models	D	X Capacity	S	Maximum R.P.M.	A	B	C	F	G	M	Code No.	Order No.	(Kg) Weight
NZ1500/2000 NZX1500/2000/2500	40	1-16 ER25	42	5000	117	78	92	92	33	85	2401EM-000	NZ-BMT-DF40-25-85D	7.3

AXIAL MILLING AND DRILLING HEAD

Evermore

TYPE MORI SEIKI

軸向鑽銑刀座(0°)



- To be used for collet DIN 6499
- Internal coolant supply: 15 bar 中心出水
- Collet is not included

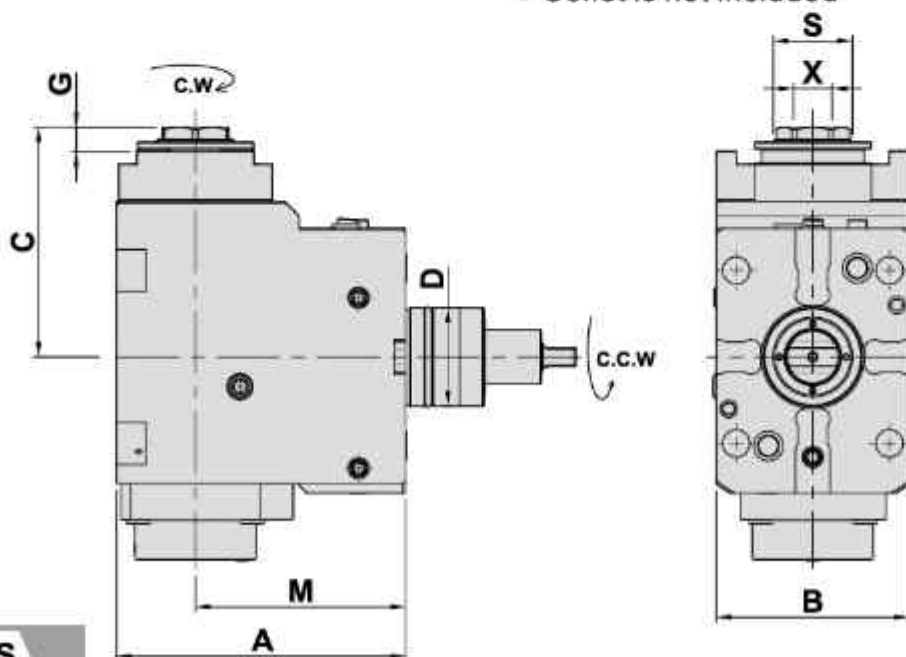
DIMENSIONS

Models	D	X Capacity	S	Maximum R.P.M.	A	B	C	E	Code No.	Order No.	(Kg) Weight
NZ1500/2000 NZX1500/2000/2500	40	1-16 ER25A	32	5000	99	10	100	78	1401DP-000	NZ-BMT-CW-DA40-ER25A	4.5

RADIAL MILLING AND DRILLING HEAD

徑向鑽銑刀座(90°)

- To be used for collet DIN 6499
- Internal coolant supply: 50 bar 中心出水
- Collet is not included



DIMENSIONS

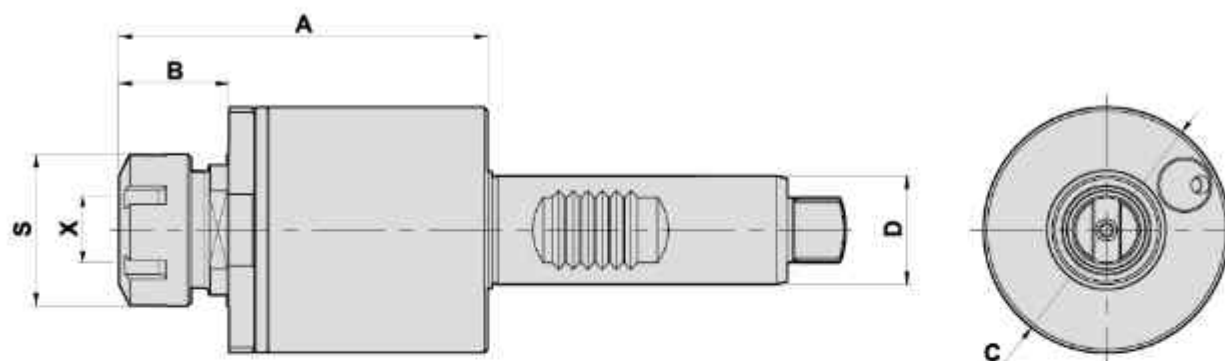
Models	D	X Capacity	S	Maximum R.P.M.	A	B	C	G	M	Code No.	Order No.	(Kg) Weight
NZ1500/2000 NZX1500/2000/2500	40	1-16 ER25A	32	5000	117	78	39	10	85	2401EL-000	NZ-BMT-CW-DF40-25A-85	8.5

AXIAL MILLING AND DRILLING HEAD

Evermore

TYPE MORI SEIKI

軸向鑽銑刀座 (0°)

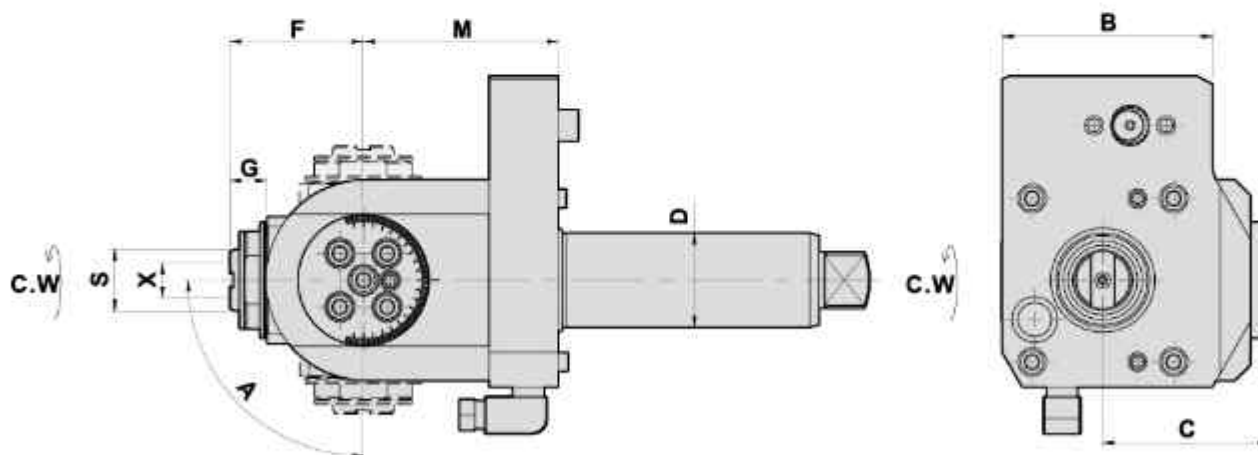


- To be used for collet DIN 6499
- External coolant supply
- Collet is not included

DIMENSIONS

Models	D	X Capacity	S	Maximum R.P.M.	A	B	C	Code No.	Order No.	(Kg) Weight
ZT1500 NZ2000	30	1-16 ER25	50	6000	102	30.5	68	1301DA-000	ZT1500-DA30-ER25	2.4

ANGULAR HEAD 萬向鑽銑刀座



- To be used for collet DIN 6499
- External coolant supply
- Collet is not included

DIMENSIONS

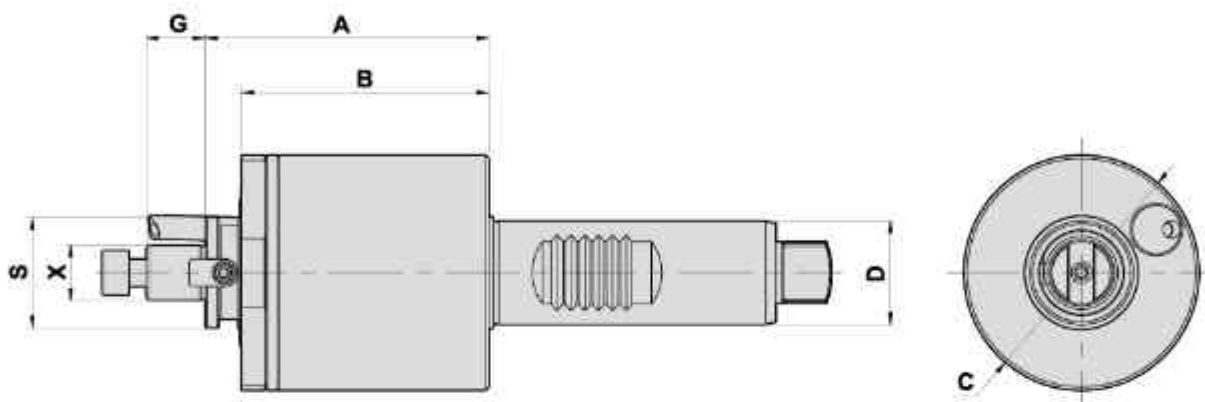
Models	D	X Capacity	S	Maximum R.P.M.	A	B	C	F	G	M	Code No.	Order No.	(Kg) Weight
ZT1500 NZ2000	30	1-10 ER16	19.5	5000	±90°	67	53	42.5	12	62	1301DB-000	T324080A07-ER16A	3.3

AXIAL MILLING AND DRILLING HEAD

Evermore

TYPE MORI SEIKI

軸向鑽銑刀座 (0°)



- To be used for collet DIN 6499
- External coolant supply
- Collet is not included

DIMENSIONS

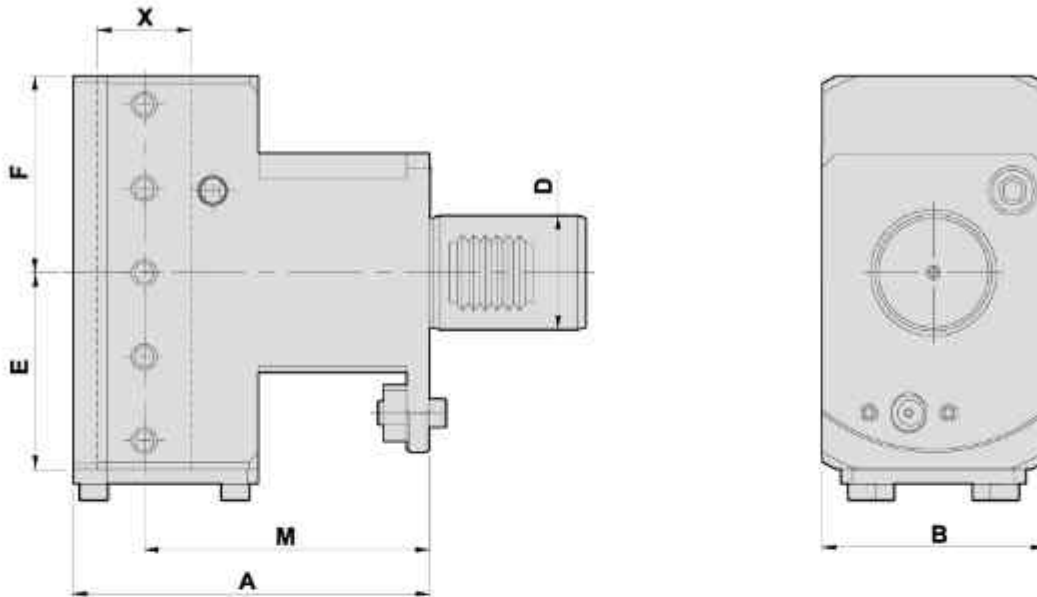
Models	D	X Capacity	S	Maximum R.P.M.	A	B	C	G	Code No.	Order No.	(Kg) Weight
ZT1500 NZ2000	30	16	31	6000	82	71.5	68	17	1301DC-000	ZT1500-DA30-16C	2.4

BORING BAR HOLDER

Evermore

TYPE MORI SEIKI

内孔刀座



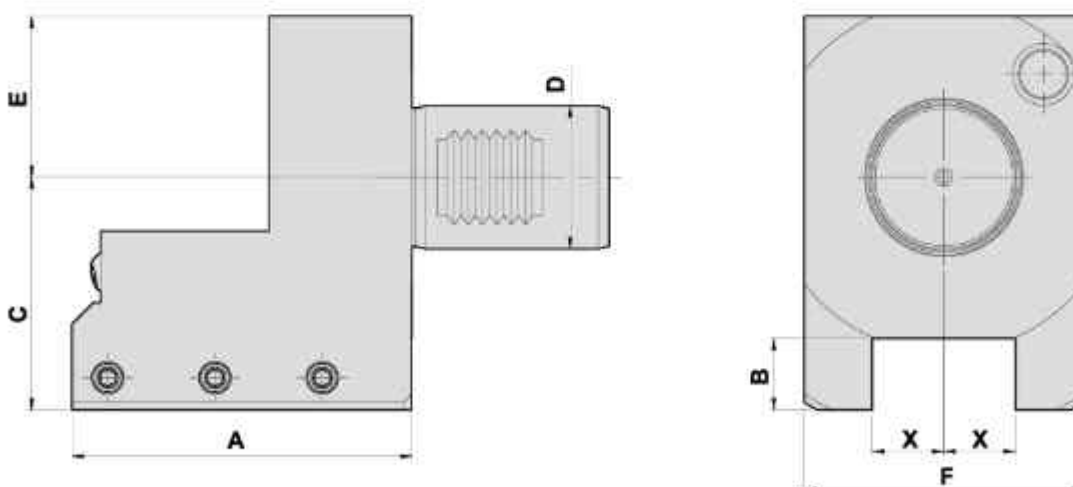
DIMENSIONS

● Internal, External coolant supply 内外部出水

Models	D	A	B	E	F	X	M	Code No.	Order No.	(Kg) Weight
NZ1500	30	112	70	69	69	32	85	307021-000	T32408A07	6.5
NZ2000	40	125	78	69	69	32	100	307022-000	T12080A01	8
	40	125	78	69	69	40	100	30802B-000	T12080A01-B40	7.3

TURNING HOLDER

外徑刀座



DIMENSIONS

● External coolant supply 外部出水

Models	D	A	B	C	E	F	X	Code No.	Order No.	(Kg) Weight
NZ1500	40	95	20	65	45	78	20	405021-000	T00276A01	4.3
NZ2000	40	95	20	65	45	78	20	405021-000	T00276A01	4.3

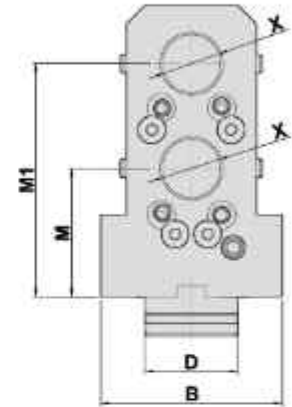
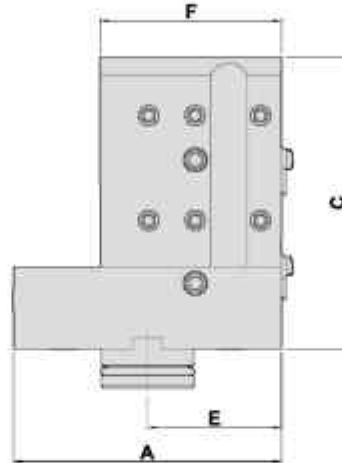
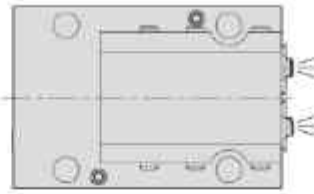
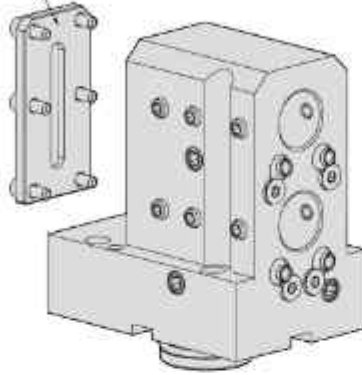
DOUBLE BORING BAR HOLDER

Evermore

TYPE MORI SEIKI

雙內孔刀座

內部出水蓋
Coolant Cover



DIMENSIONS

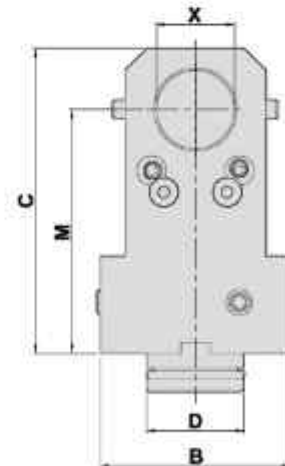
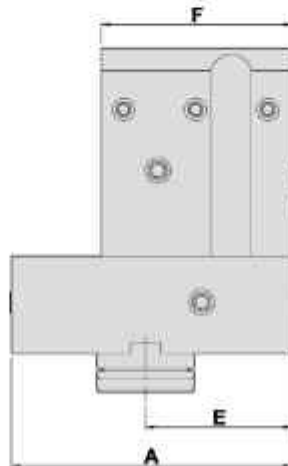
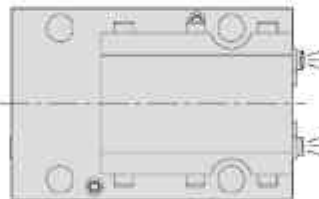
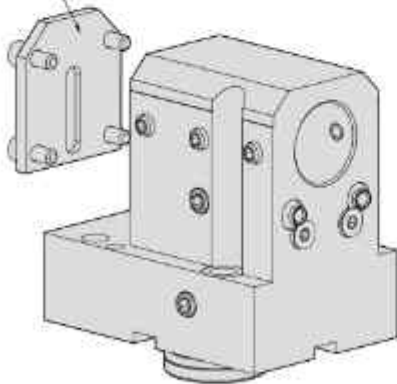
- External coolant supply 外部出水
- Internal coolant supply 內部出水

Models	D	A	B	C	E	F	M	M1	X	Code No.	Order No.	(Kg) Weight
NZ1500/2000	39.9	115	78	125	57.5	70	80	108	20	305022-000	NZ2000-BMT-B20x2-108-S	5
	39.9	115	78	125	57.5	78	55	100	25	306021-000	NZ2000-BMT-B25x2-100	4.7
NZX1500/2000/2500	39.9	115	78	125	57.5	78	55	100	25.4	3F1022-000	NZ2000-BMT-B25.4x2-100	4.9

BORING BAR HOLDER

內孔刀座

內部出水蓋
Coolant Cover



- External coolant supply 外部出水
- Internal coolant supply 內部出水

DIMENSIONS

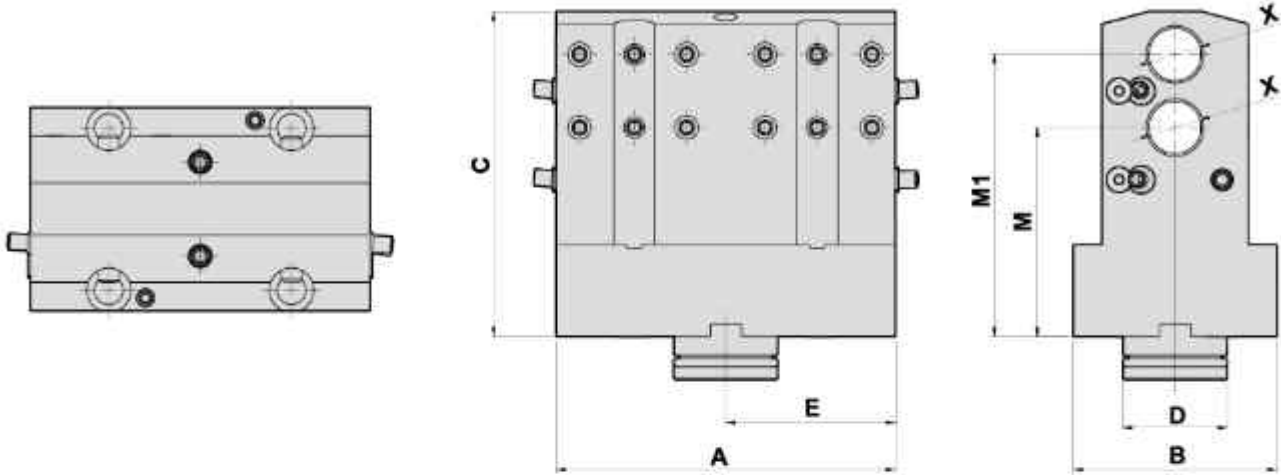
Models	D	A	B	C	E	F	M	X	Code No.	Order No.	(Kg) Weight
NZ1500/2000	39.9	4.528"	3.071"	4.331"	2.362"	3.071"	3.346"	1.26"	3G1024-000	NZ2000-BMT-B31.75-85	4.4
	39.9	115	78	110	60	78	85	32	307024-000	NZ2000-BMT-B32-85	4.4
NZX1500/2000/2500	39.9	4.528"	3.071"	4.921"	2.362"	3.071"	3.937"	1.26"	3G1026-000	NZ2000-BMT-B31.75-100	5.1
	39.9	115	78	125	60	78	100	32	307023-000	NZ2000-BMT-B32-100	5.1

DOUBLE BORING BAR HOLDER

Evermore

TYPE MORI SEIKI

雙內孔刀座



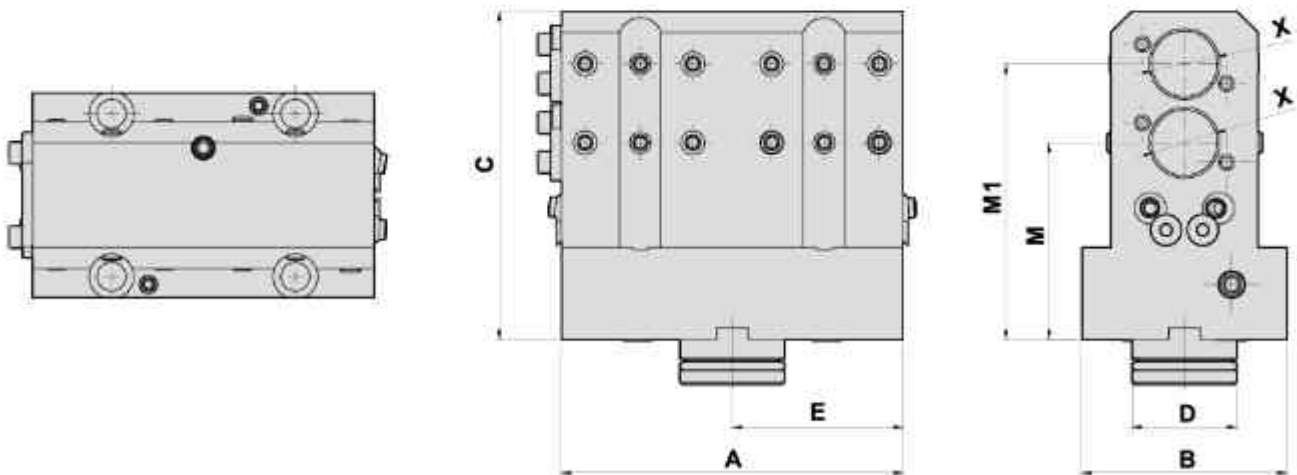
DIMENSIONS

● External, internal coolant supply 內外部出水

Models	D	A	B	C	E	M	M1	X	Code No.	Order No.	(Kg) Weight
NZ1500/2000 NZX1500/2000/2500	39.9	130	78	125	65	80	108	20	305021-000	NZ2000-BMT-B20x2-108	6.8

DOUBLE BORING BAR HOLDER

雙內孔刀座



DIMENSIONS

● External, internal coolant supply 內外部出水

Models	D	A	B	C	E	M	M1	X	Code No.	Order No.	(Kg) Weight
NZ1500/2000 NZX1500/2000/2500	39.9	130	78	125	65	75	105	25	306023-000	NZ2000-BMT-B25x2-105	6.6

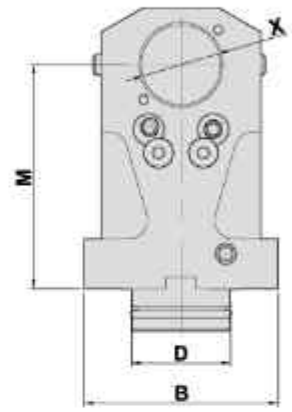
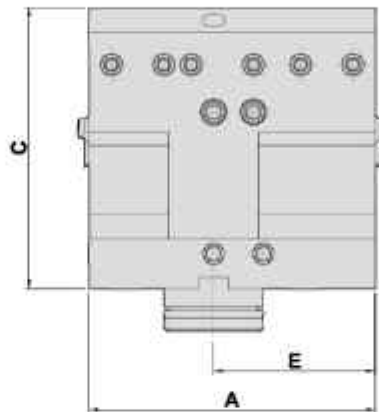
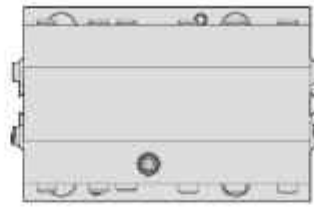
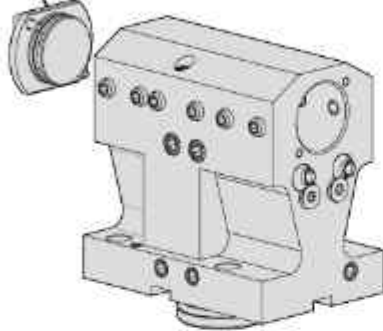
BORING BAR HOLDER

Evermore

TYPE MORI SEIKI

内孔刀座

内部出水蓋
Coolant Cover



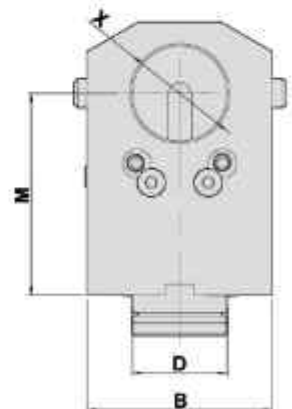
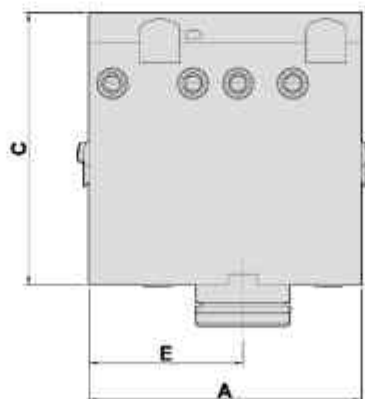
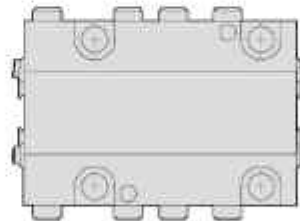
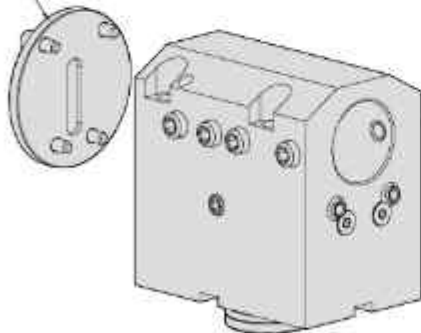
- External coolant supply 外部出水
- Internal coolant supply 内部出水

Models	D	A	B	C	E	M	X	Code No.	Order No.	(Kg) Weight
NZ1500/2000 NZX1500/2000/2500	39.9	115	78	113	65	90	32	307026-000	NZ2000-BMT-B32-90-115	5.1

BORING BAR HOLDER

内孔刀座

内部出水蓋
Coolant Cover



DIMENSIONS

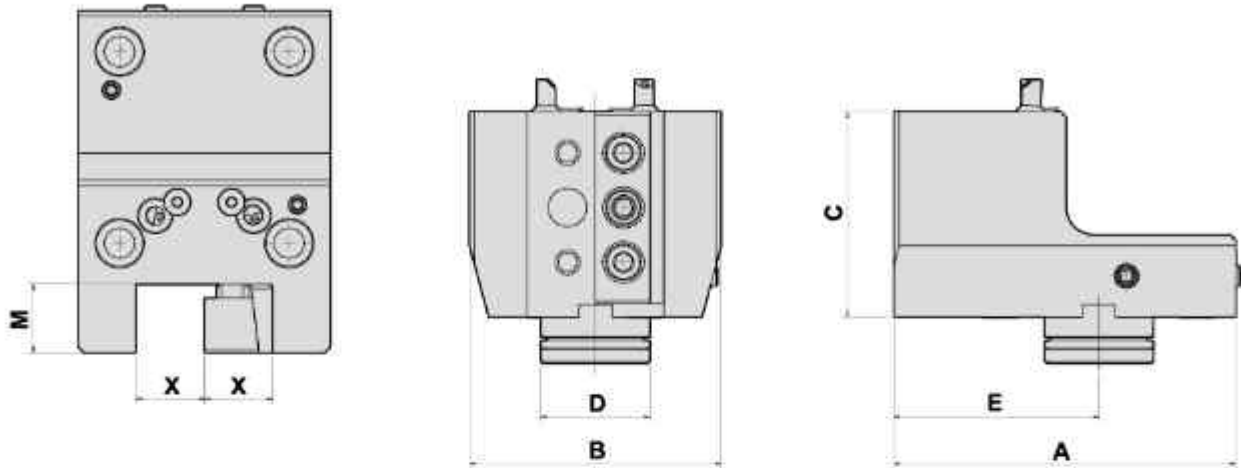
Models	D	A	B	C	E	M	X	Code No.	Order No.	(Kg) Weight
NZ1500/2000 NZX1500/2000/2500	39.9	115	78	115	65	85	40	308024-000	NZ2000-BMT-B40-85	6.5
	39.9	126	78	110	71	85	32	307030-000	NZ2000-BMT-B32-85-126	7.1
	39.9	142	78	115	81	85	40	308030-000	NZ2000-BMT-B40-85-142	7.7

TURNING HOLDER

Evermore

TYPE MORI SEIKI

外徑刀座

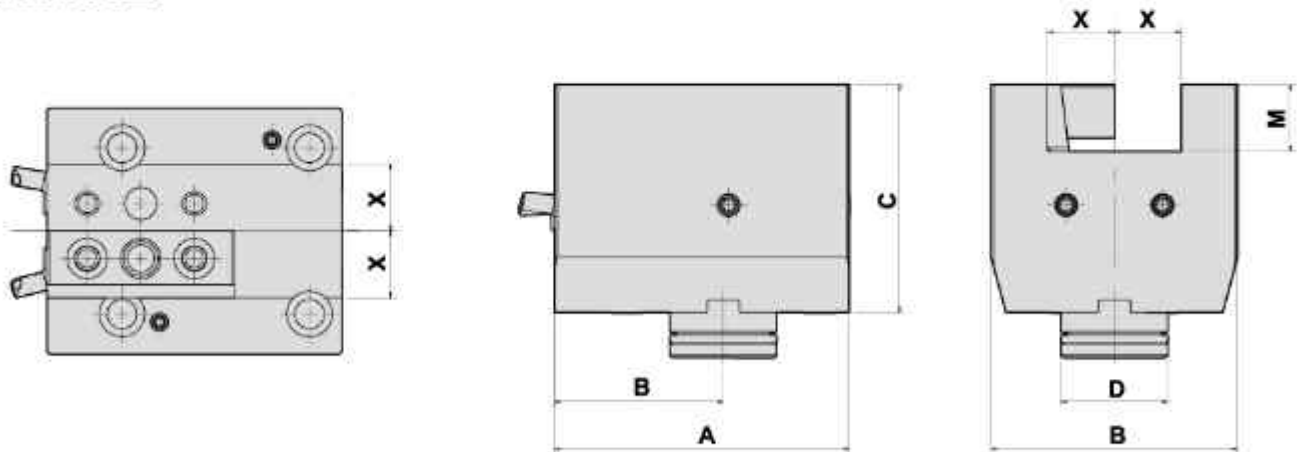


DIMENSIONS

● External coolant supply 外部出水

Models	D	A	B	C	E	M	X	Code No.	Order No.	(Kg) Weight
NZ1500/2000	39.9	115	82	70	64	20	20	405024-000	NZ2000-BMT-C20-70	3.6
NZX1500/2000/2500	39.9	125	92	75	75	25	25	406026-000	NZ2000-BMT-C25-75	4.1
	39.9	125	92	75	75	25.4	25.4	4E1025-000	NZ2000-BMT-C25.4-75	4.1

FACING HOLDER 端面刀座



DIMENSIONS

● External coolant supply 外部出水

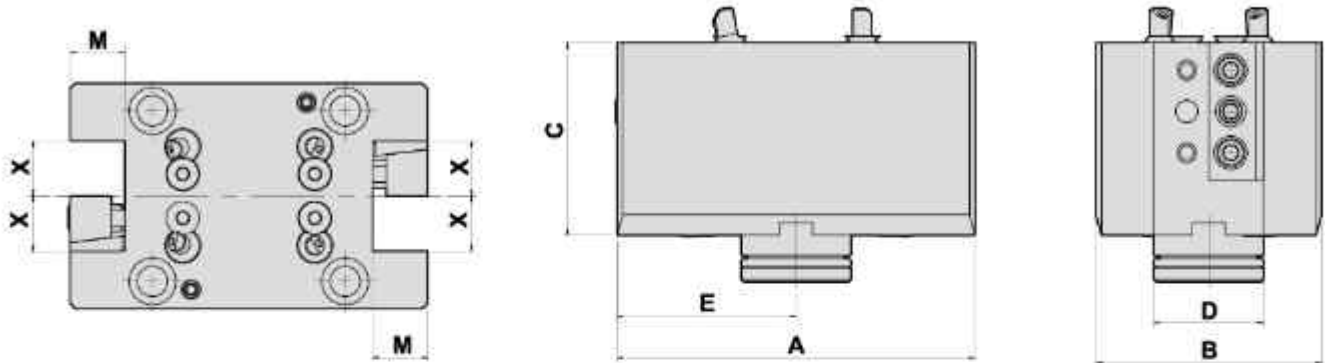
Models	D	A	B	C	E	M	X	Code No.	Order No.	(Kg) Weight
NZ1500/2000	39.9	110	81	85	63	20	20	505021-000	NZ2000-BMT-F20-85	5
NZX1500/2000/2500	39.9	110	92	85	63	25	25	506023-000	NZ2000-BMT-F25-85	5.5
	39.9	110	92	85	63	25.4	25.4	5F1022-000	NZ2000-BMT-F25.4-85	5.5

DOUBLE SIDE TURNING HOLDER

Evermore

TYPE MORI SEIKI

雙側外徑刀座



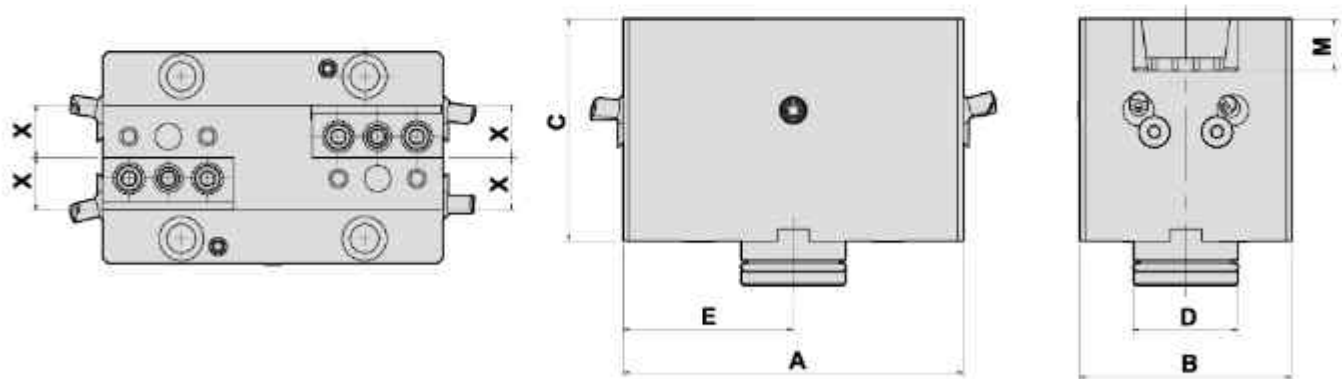
DIMENSIONS

● External coolant supply 外部出水

Models	D	A	B	C	E	M	X	Code No.	Order No.	(Kg) Weight
NZ1500/2000 NZX1500/2000/2500	39.9	130	82	70	65	20	20	405027-000	NZ2000-BMT-C20x2-70	4.8
	39.9	130	82	95	65	20	20	405025-000	NZ2000-BMT-C20x2-95	5.8
	39.9	144	90	75	72	25	25	406029-000	NZ2000-BMT-C25x2-75	6.4

DOUBLE SIDE FACING HOLDER

雙側端面刀座



DIMENSIONS

● External coolant supply 外部出水

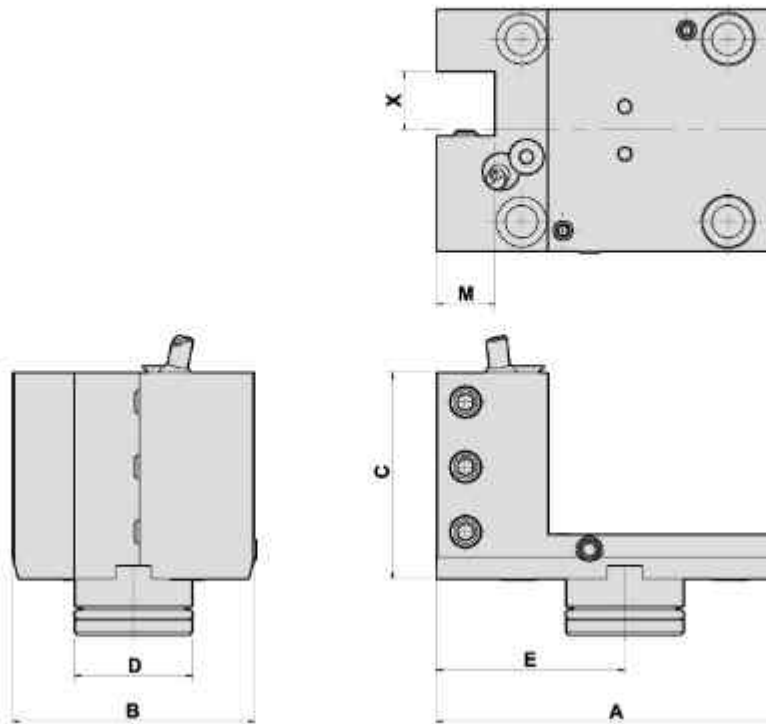
Models	D	A	B	C	E	M	X	Code No.	Order No.	(Kg) Weight
NZ1500/2000 NZX1500/2000/2500	39.9	130	81	85	65	20	20	505022-000	NZ2000-BMT-F20x2-85	6.1

CUTTING HOLDER

Evermore

TYPE MORI SEIKI

切斷刀座



DIMENSIONS


● External coolant supply 外部出水

Models	D	A	B	C	E	M	X	Code No.	Order No.	(Kg) Weight
NZ1500/2000 NZX1500/2000/2500	39.9	115	82	70	64	20	20	705021-000	NZ2000-BMT-R20-70	2.1

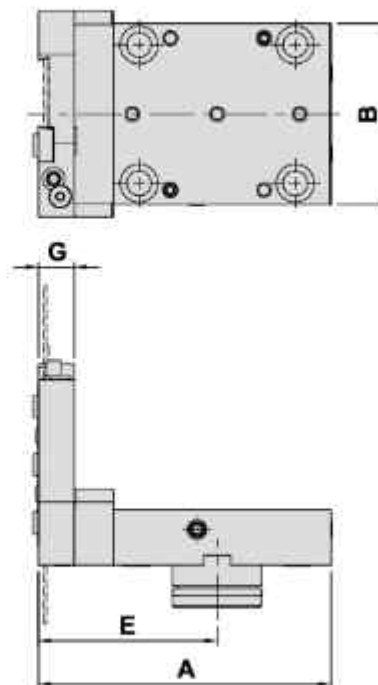
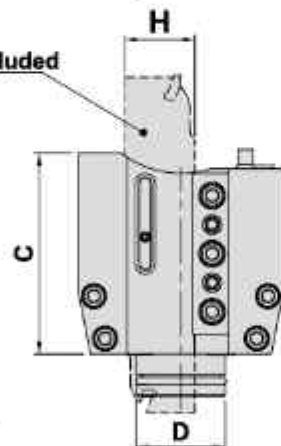
CUTTING HOLDER

切斷刀座

● External coolant supply 外部出水
● Internal coolant supply 内部出水



Note:
Insert is not included



DIMENSIONS

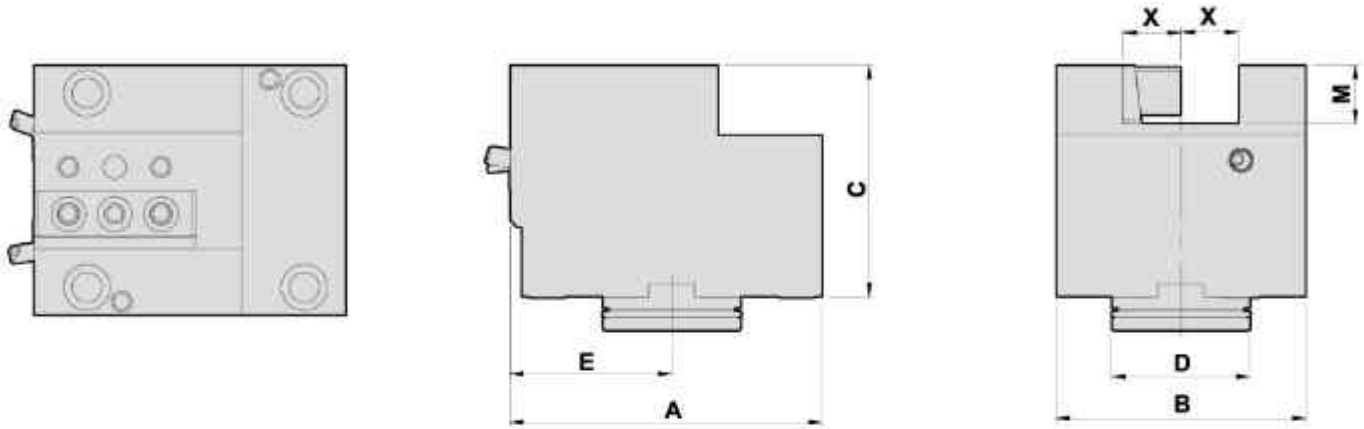
Models	D	A	B	C	E	G	H	-	Code No.	Order No.	(Kg) Weight
NZ1500/2000 NZX1500/2000/2500	39.9	131	81	90	80	16	32	-	706024-000	NZ-BMT-R25-90-H	2.8

FACING HOLDER

Evermore

TYPE MORI SEIKI

端面刀座



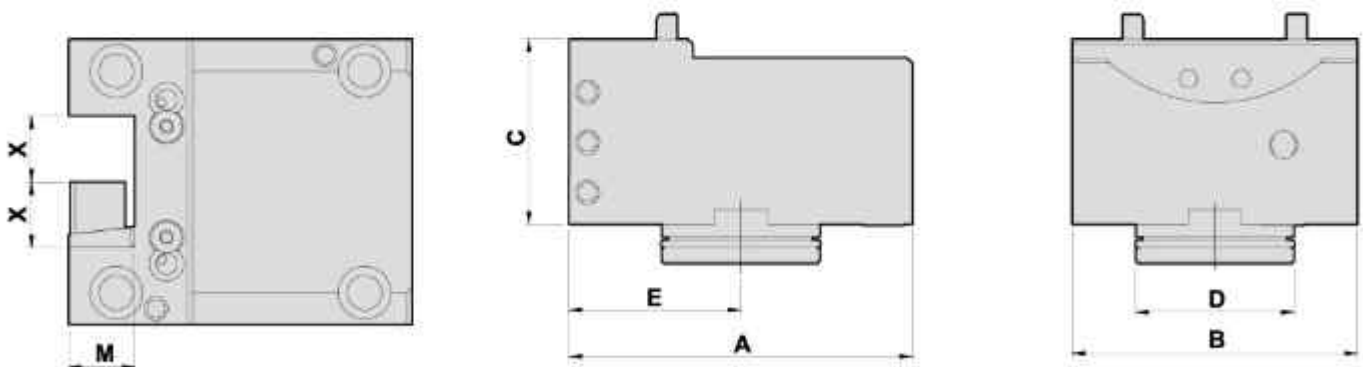
DIMENSIONS

● External coolant supply 外部出水

Models	D		A	B	C	E	M	X	Code No.	Order No.	(Kg) Weight
NL1500/2000 NL2500/3000 NLX1500/2000/2500 NLX3000/4000	59.9	inch	5.315"	4.252"	3.937"	2.756"	1"	1"	5F1021-000	NL1500-F25-4-100	9
		mm	135	108	100	70	25	25	506021-000	T03005-F25	9

TURNING HOLDER

外徑刀座



DIMENSIONS

● External coolant supply 外部出水

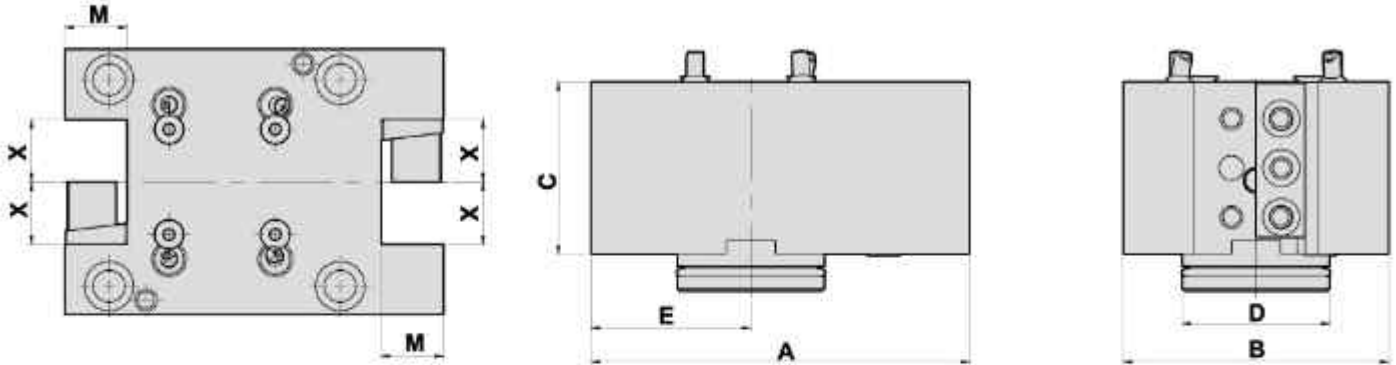
Models	D		A	B	C	E	M	X	Code No.	Order No.	(Kg) Weight
NL1500/2000 NL2500/3000 NLX1500/2000/2500 NLX3000/4000	59.9	inch	5.118"	4.252"	2.756"	2.56"	1"	1"	4F1021-000	NL1500-C25.4-70	5.7
		mm	130	108	70	65	25	25	406021-000	T00186A10-C25	5.7

DOUBLE SIDE TURNING HOLDER

Evermore

TYPE MORI SEIKI

雙側外徑刀座



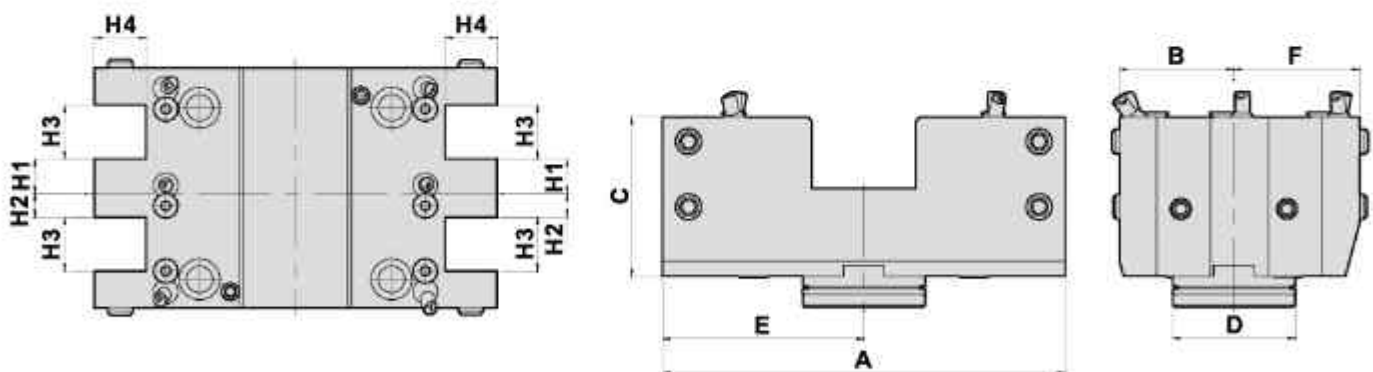
DIMENSIONS

● External coolant supply 外部出水

Models	D	A	B	C	E	M	X	Code No.	Order No.	(Kg) Weight
NL1500/2000 NL2500/3000	59.9 inch	6.142"	4.252"	2.756"	2.56"	1"	1"	4F1022-000	NL1500-C25.4x2-70	7.9
NLX1500/2000/2500 NLX3000/4000	59.9 mm	156	108	70	65	25	25	406022-000	T00184-C25x2-70	7.9

DOUBLE SIDE TWIN TURNING HOLDER

雙側雙外徑刀座



DIMENSIONS

● External coolant supply 外部出水

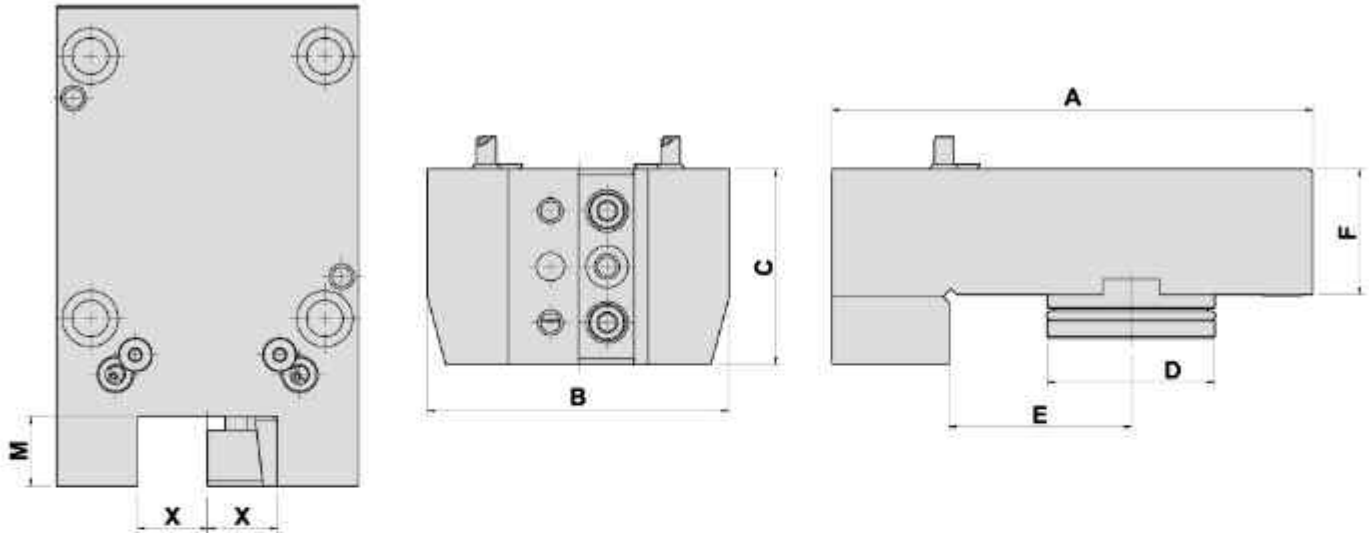
Models	D	H1	H2	H3	H4	A	B	C	E	F	Code No.	Order No.	(Kg) Weight
NL1500/2000 NL2500/3000	59.9 inch	0.67"	0.452"	1.039"	1"	7.756"	2.205"	3.07"	3.878"	2.421"	4F1024-000	NL1500-C25.4x4-78	10.2
NLX1500/2000/2500 NLX3000/4000	59.9 mm	17	11.5	26	25	197	56	78	98.5	61.5	406028-000	NL1500-C25x4-78	10.2

TURNING HOLDER

Evermore

TYPE MORI SEIKI

外徑刀座



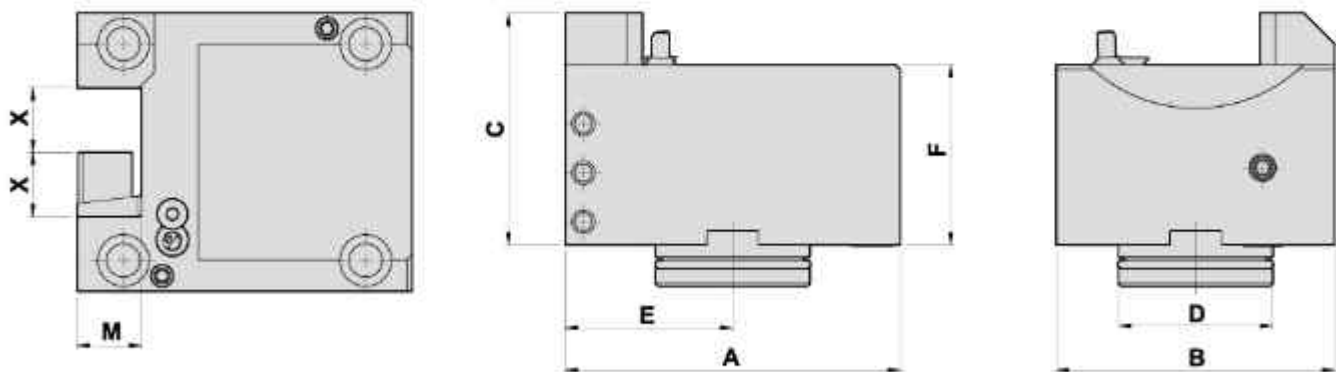
DIMENSIONS

● External coolant supply 外部出水

Models	D		A	B	C	E	F	M	X	Code No.	Order No.	(Kg) Weight
NL1500/2000 NL2500/3000	59.9	inch	6.77"	4.252"	2.756"	2.567"	1.77"	1"	1"	4F1023-000	NL1500-C25.4-45	6.6
NLX1500/2000/2500 NLX3000/4000		mm	172	108	70	65.2	45	25	25	406023-000	NL1500-C25-45	6.6

TURNING HOLDER

外徑刀座



DIMENSIONS

● External coolant supply 外部出水

Models	D	A	B	C	E	F	M	X	Code No.	Order No.	(Kg) Weight
NL1500/2000 NL2500/3000 NLX1500/2000/2500 NLX3000/4000	59.9	130	108	90	65	70	25	25	406024-000	NL1500-C25-90	6.2

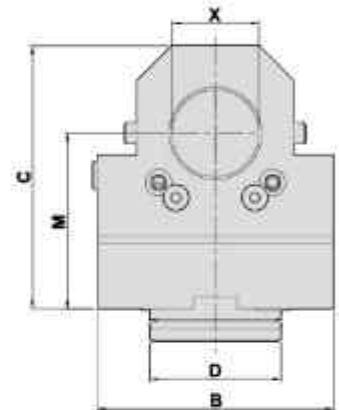
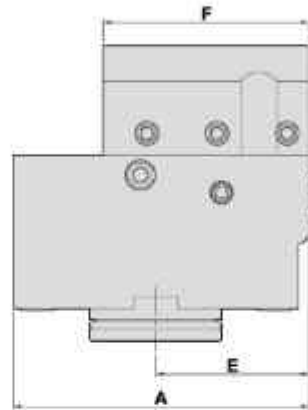
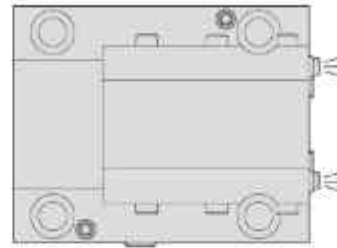
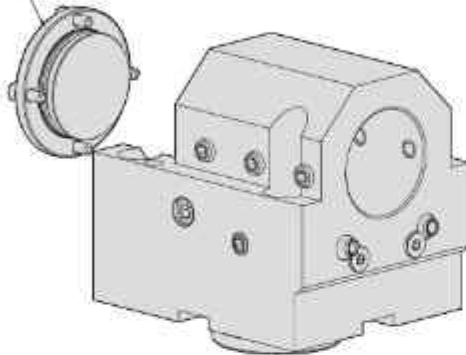
BORING BAR HOLDER

Evermore

TYPE MORI SEIKI

内孔刀座

内部出水蓋
Coolant Cover



DIMENSIONS

- External coolant supply 外部出水
- Internal coolant supply 内部出水

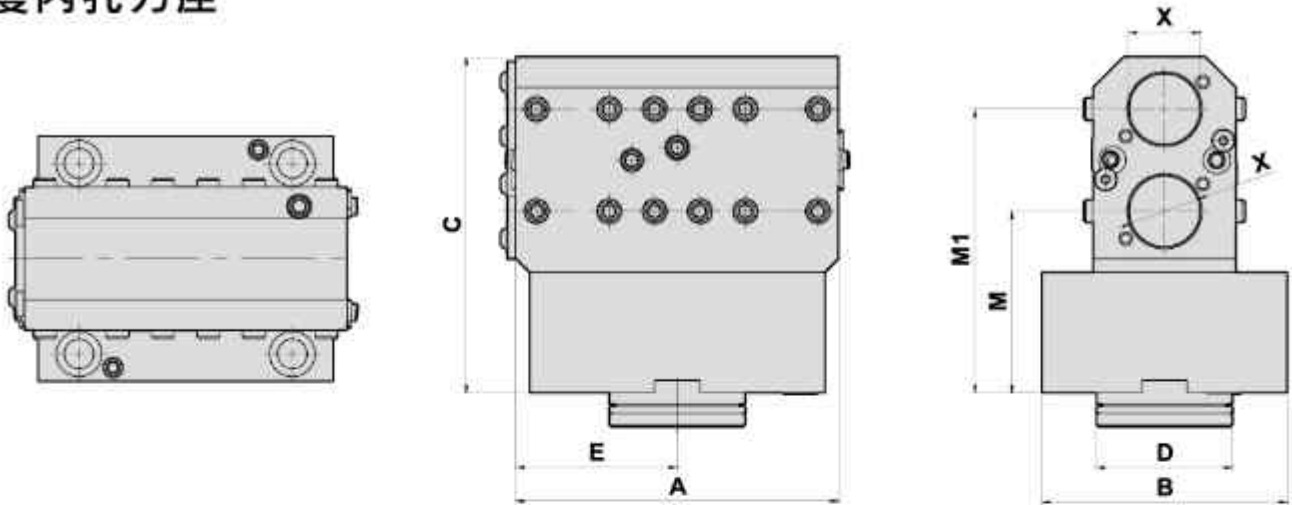
Models	D		A	B	C	E	F	M	X	Code No.	Order No.	(Kg) Weight
NL1500/2000 NL2500/3000 NLX1500/2000/2500 NLX3000/4000	59.9	inch	5.315"	4.252"	4.724"	2.756"	3.7"	3.15"	1.25"	3G1021-000	NL1500-B31.75-80	8.9
	59.9	inch	5.315"	4.252"	4.232"	2.756"	3.7"	2.756"	1.5"	3H1021-000	NL1500-B38.1-70	7.7
	59.9	inch	5.315"	4.252"	4.626"	2.756"	3.7"	3.346"	1.5"	3H1023-000	NL1500-B38.1-85	8.8
	59.9	mm	135	108	108	70	94	70	40	308026-000	NL1500-B40-70	7.6
	59.9	mm	135	108	120	70	94	80	40	308021-000	T10097B06-B40-80	9
	59.9	mm	135	108	120	70	94	80	50	309021-000	NL1500-B50-80	8.2
	59.9	inch	5.315"	4.252"	4.724"	2.756"	3.7"	3.15"	2"	3I1021-000	NL1500-B50.8-80	8.3

DOUBLE BORING BAR HOLDER

Evermore

TYPE MORI SEIKI

雙內孔刀座



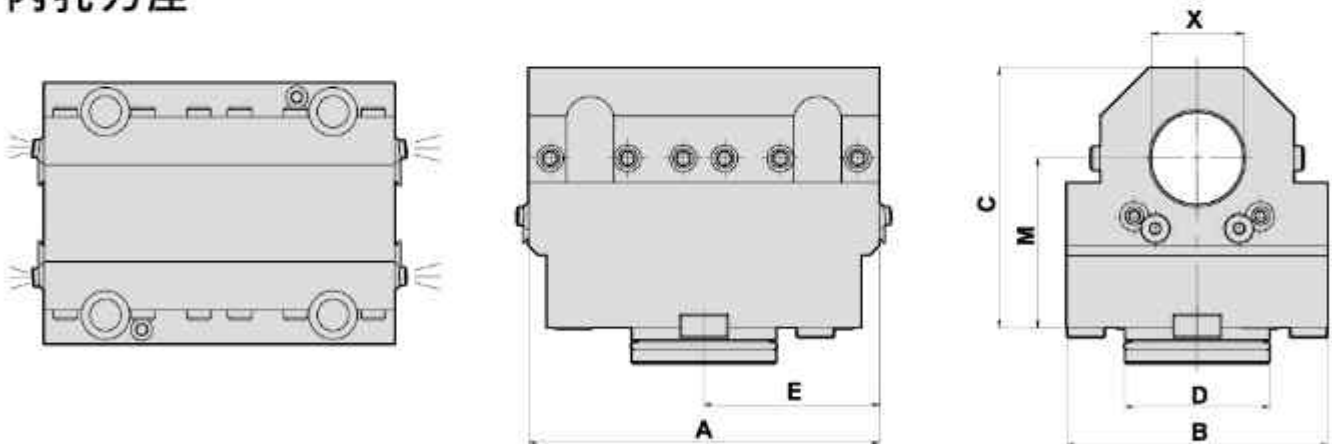
DIMENSIONS

• Internal, External coolant supply 內外部出水

Models	D		A	B	C	E	M	M1	X	Code No.	Order No.	(Kg) Weight
NL1500/2000 NL2500/3000	59.9	inch	5.59"	4.252"	5.827"	2.795"	3.15"	4.92"	1.25"	3G1025-000	NL1500-B31.75x2-125	10.4
NLX1500/2000/2500 NLX3000/4000	59.9	mm	142	108	148	71	80	125	32	307025-000	NL1500-B32x2-125	10.4

BORING BAR HOLDER

內孔刀座



DIMENSIONS

• External coolant supply 外部出水

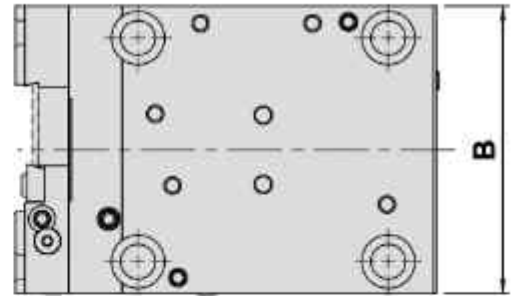
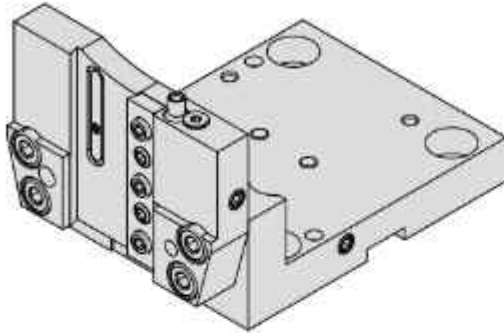
Models	D		A	B	C	E	M	X	Code No.	Order No.	(Kg) Weight
NL1500/2000 NL2500/3000	59.9	inch	5.709"	4.252"	4.232"	2.854"	2.756"	1.5"	3H1022-000	NL1500-B38.1-70-L	9.1
NLX1500/2000/2500 NLX3000/4000	59.9	mm	145	108	115	72.5	80	40	30802A-000	NL1500-B40-80-L	10.2
	59.9	mm	130	108	125	65	80	60	310021-000	NL1500-B60-80	8.9

CUTTING HOLDER

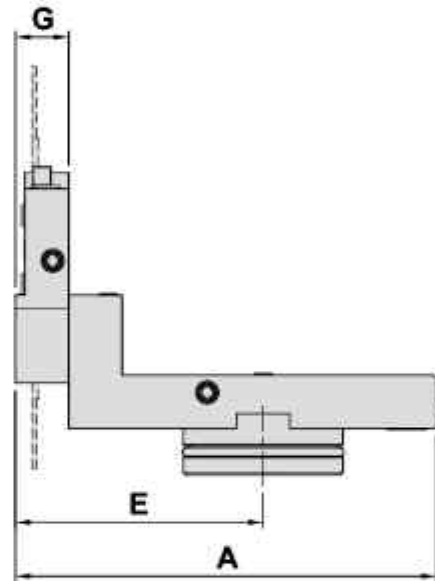
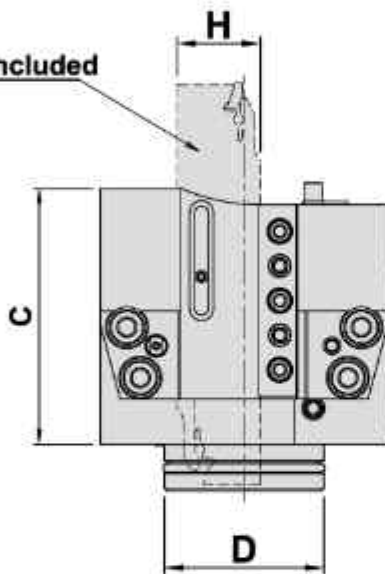
Evermore

TYPE MORI SEIKI

切斷刀座



Note:
Insert is not included



DIMENSIONS

- External coolant supply 外部出水
- Internal coolant supply 内部出水

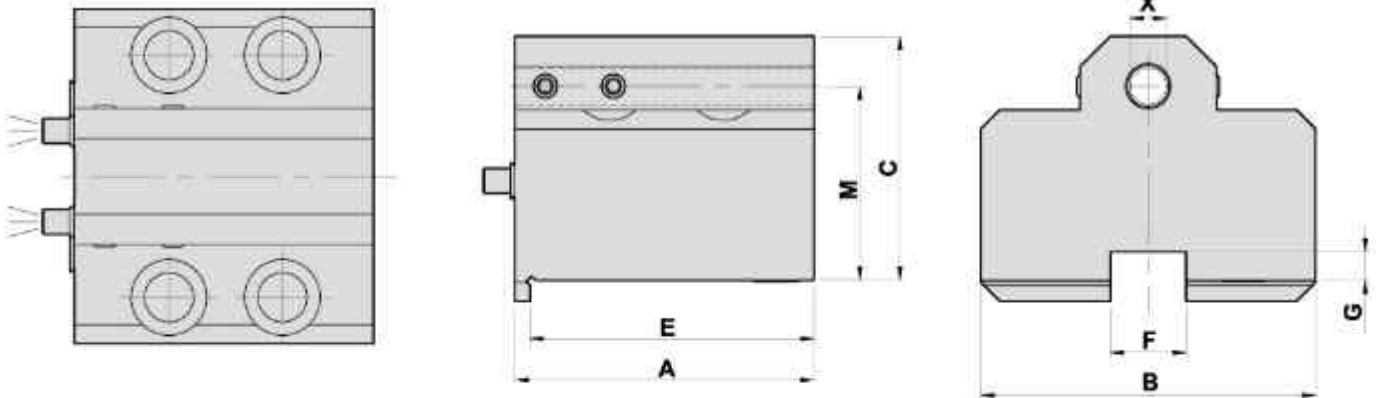
Models	D	A	B	C	E	G	H	-	Code No.	Order No.	(Kg) Weight
NL1500/2000 NL2500/3000 NLX1500/2000/2500 NLX3000/4000	59.5	158	108	96	93	20	32	-	706023-000	NL1500-R25-90-SH	3.9

BORING BAR HOLDER

Evermore

TYPE MORI SEIKI

内孔刀座



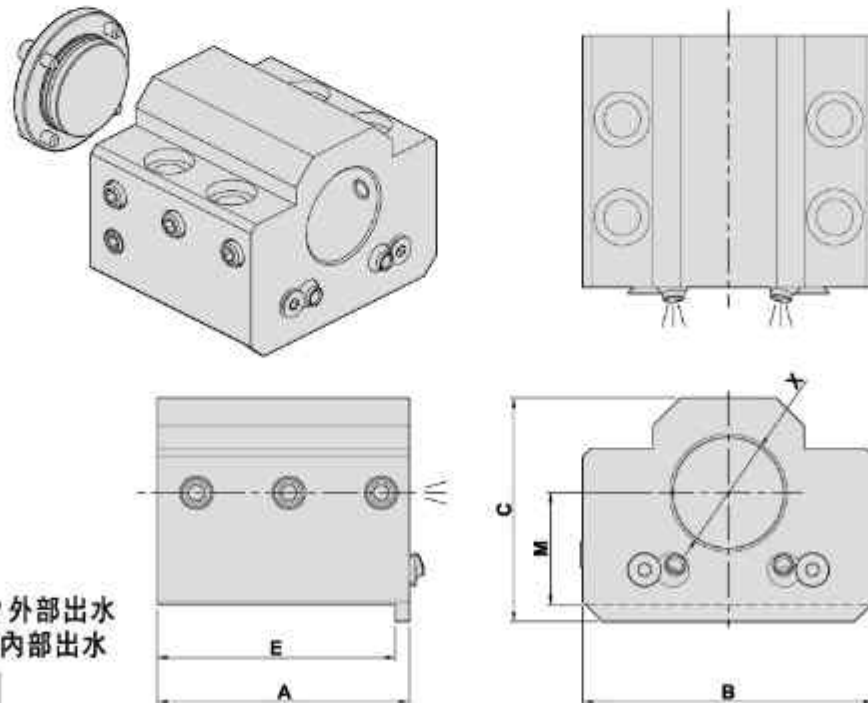
DIMENSIONS

● External coolant supply 外部出水

Models		A	B	C	E	F	G	M	X	Code No.	Order No.	(Kg) Weight
CL200B	inch	3.11"	3.484"	2.539"	2.953"	0.787"	0.295"	2.02"	0.375"	3B1021-000	CL200B-B9.525-51	2.4
		3.11"	3.484"	3.523"	2.953"	0.787"	0.295"	2.99"	0.375"	3B1022-000	CL200B-B9.525-76	3.7
		3.11"	3.484"	3.523"	2.953"	0.787"	0.295"	2.99"	0.5"	3C1021-000	CL200B-B12.70-76	3.6
		3.11"	3.484"	4.331"	2.953"	0.787"	0.295"	3.79"	0.5"	3C1022-000	CL200B-B12.70-96.3	5.1
		3.11"	3.484"	3.523"	2.953"	0.787"	0.295"	2.99"	0.625"	3D1021-000	CL200B-B15.875-76	3.9
		3.11"	3.484"	3.523"	2.953"	0.787"	0.295"	2.99"	0.75"	3E1021-000	CL200B-B19.05-76	3.9
		3.11"	3.484"	4.331"	2.953"	0.787"	0.295"	3.79"	0.75"	3E1022-000	CL200B-B19.05-96.3	4.9

BORING BAR HOLDER

内孔刀座



- External coolant supply 外部出水
- Internal coolant supply 内部出水

DIMENSIONS

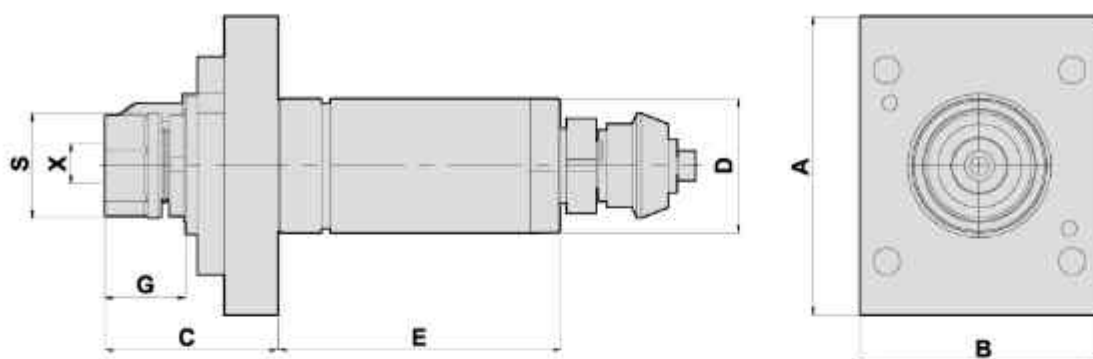
Models	A	B	C	E	M	X	Code No.	Order No.	(Kg) Weight
CL2000/ALX2000	90	104	80	85	40	40	308023-000	CL2000-B40-40	3.5
	90	104	80	85	40	50	309023-000	CL2000-B50-40	3.7

AXIAL MILLING AND DRILLING HEAD

Evermore

TYPE MIYANO-BND,BNE,BNJ

軸向鑽銑刀座 (0°)



- To be used for collet DIN 6499
- External coolant supply
- Collet is not included

DIMENSIONS

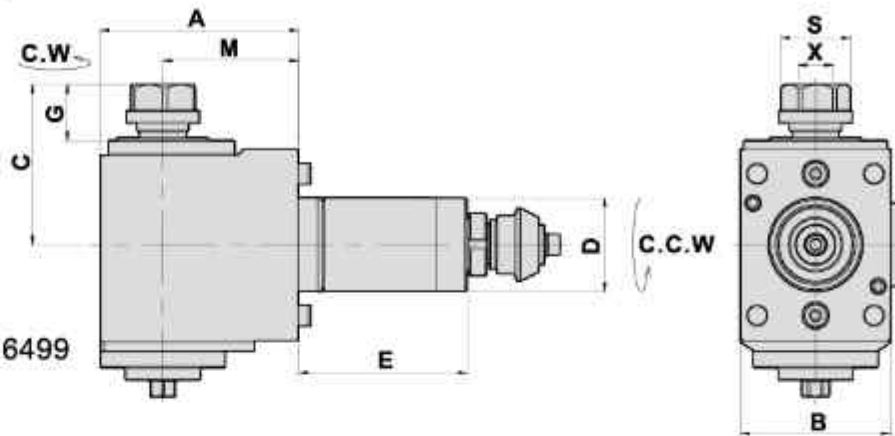
Models	D	X Capacity	S	Maximum R.P.M.	A	B	C	E	G	Code No.	Order No.	(Kg) Weight
BNE-34S3 BNE-51S	38	1-13 ER20	35	6000	70	74	62	57	30	1388JA-000	BNE-DA38-ER20	1.7
BND-51S2 BNE-34S3/51S	45	1-13 ER20	35	6000	92	72	52	81	32	1458JA-000	BNE-DA45-ER20	2
LZ-01R2/01RY2 LZ-02R2/02RY2	45	1-16 ER25	42	6000	92	72	54	81	33	1458JB-000	BNE-DA45-ER25	2.1
BND-51	45	1-13 ER20	35	6000	86	80	58	44.5	30	1458JC-000	BND-DA45-ER20-S	1.9
BNJ-34S/42S/ 34SY/42SY	45	1-13 ER20	35	6000	92	72	50	116	28	1458JD-000	BNJ-DA45-ER20	2.5

RADIAL MILLING AND DRILLING HEAD

Evermore

TYPE MIYANO-BND,BNE,BNJ

徑向鑽銑刀座 (90°)



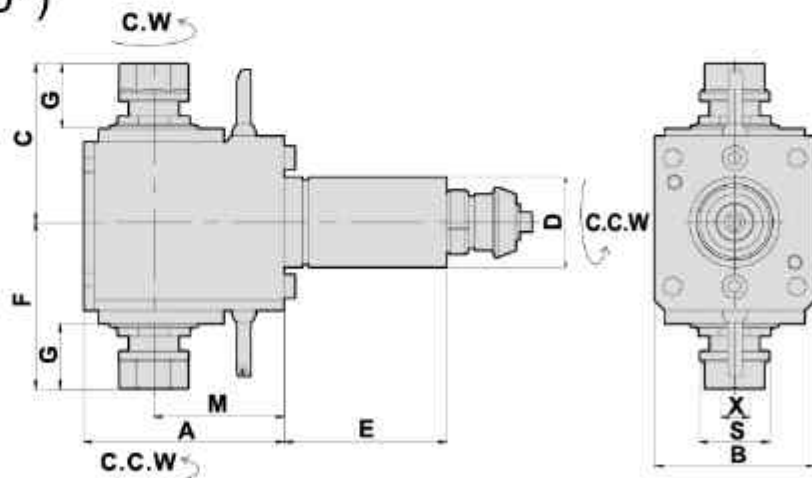
- To be used for collet DIN 6499
- External coolant supply
- Collet is not included

DIMENSIONS

Models	D	X Capacity	S	Maximum R.P.M.	A	B	C	E	G	M	Code No.	Order No.	(Kg) Weight
BND-51S2 BNE-34S3/51S	45	1-13 ER20	35	5000	95	72	78	81	27.5	65	2458JD-000	BNE-DF45-20-65	5.8
LZ-01R2/01RY2 LZ-02R2/02RY2	45	1-16 ER25	42	5000	95	72	82	81	27.5	65	2458JE-000	BNE-DF45-25-65	6
BNJ- 34S/42S/ 34SY/42SY	45	1-13 ER20	35	5000	95	72	77.5	116	27.5	65	2458JG-000	BNJ-DF45-20-65	6.2
	45	1-16 ER25	42	5000	95	72	83	116	28.5	65	2458JH-000	BNJ-DF45-25-65	6.2

RADIAL MILLING AND DRILLING HEAD DOUBLE HEADS

徑向雙頭鑽銑刀座 (90°)



- To be used for collet DIN 6499
- External coolant supply
- Collet is not included

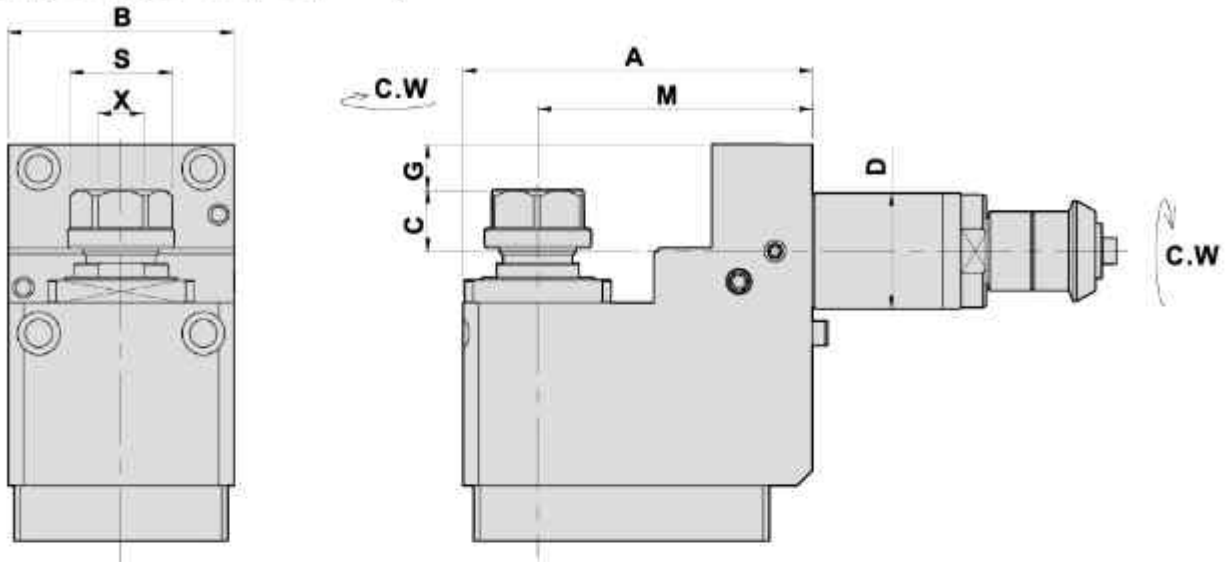
DIMENSIONS

Models	D	X Capacity	S	Maximum R.P.M.	A	B	C	F	E	G	M	Code No.	Order No.	(Kg) Weight
BND-51S2 BNE-34S3/51S	45	1-16 ER25	42	5000	98	72	92	92	81	33	65	2458JF-000	BNE-DF45-25-65D	6.3
BND-51S2 BNE-34S3/51S	45	1-13 ER20	35	5000	98	72	88	88	81	29	65	2458JL-000	BNE-DF45-20-65D	6.3
BNJ- 34S/42S/ 34SY/42SY	45	1-16 ER25	42	5000	95	72	92	92	116	33	65	2458JI-000	BNJ-DF45-25-65D	6.5

RADIAL MILLING AND DRILLING HEAD OFFSET

TYPE MIYANO BNE

徑向後縮式鑽銑刀座 (90°)



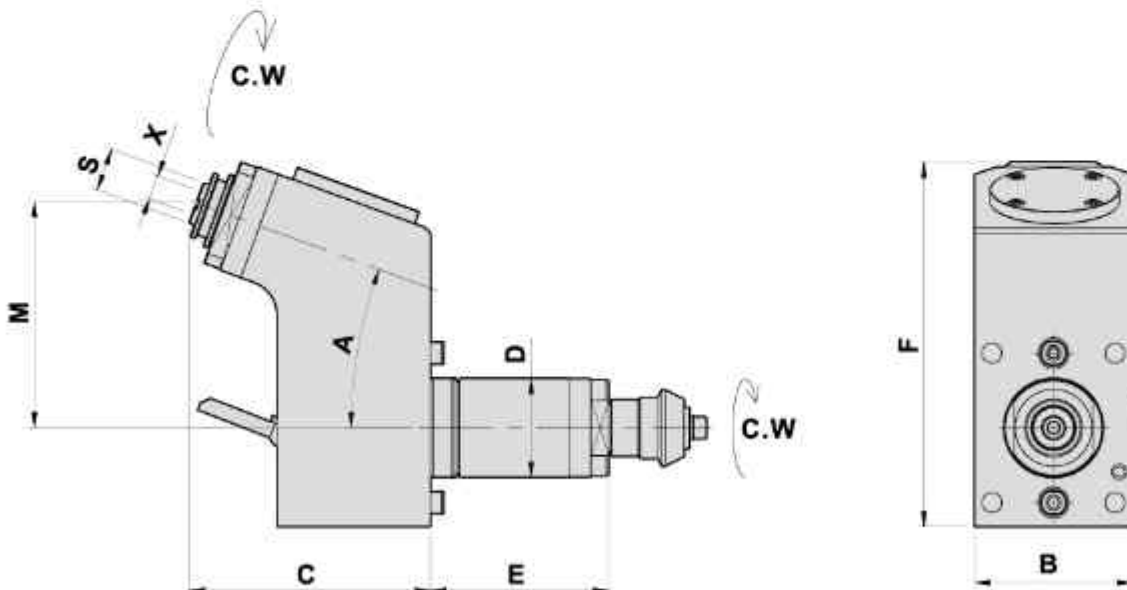
- To be used for collet DIN 6499
- Collet is not included

DIMENSIONS

Models	D	X Capacity	S	Maximum R.P.M.	A	B	C	G	M	Code No.	Order No.	(Kg) Weight
BNE-34S3 BNE-51S	38	1-13 ER 20	35	5000	115	74	20	15	90	2388JB-000	BNE-DB38-20-90	6.4

AXIAL MILLING AND DRILLING HEAD OFFSET

軸向角度偏心鑽銑刀座



- To be used for collet DIN 6499
- External coolant supply
- Collet is not included

DIMENSIONS

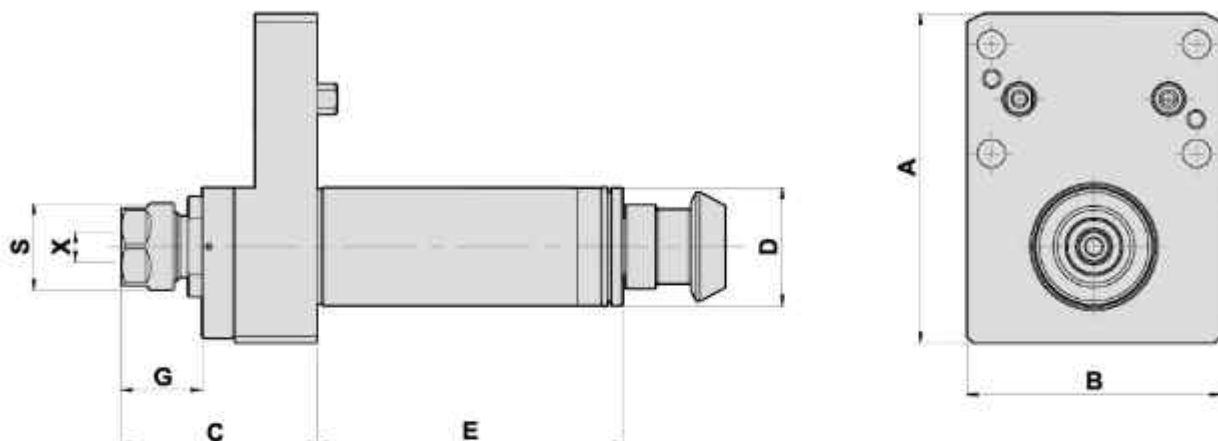
Models	D	X Capacity	S	Maximum R.P.M.	A	B	C	E	F	M	Code No.	Order No.	(Kg) Weight
BND-51S2 BNE-34S3/51S	45	1-10 ER16A	20	5000	20°	72	110	81	166	102	1458JH-000	BNE-DA45-ER16A-20°	7

AXIAL MILLING AND DRILLING HEAD

Evermore

TYPE MIYANO-BNJ

軸向鑽銑刀座 (0°)



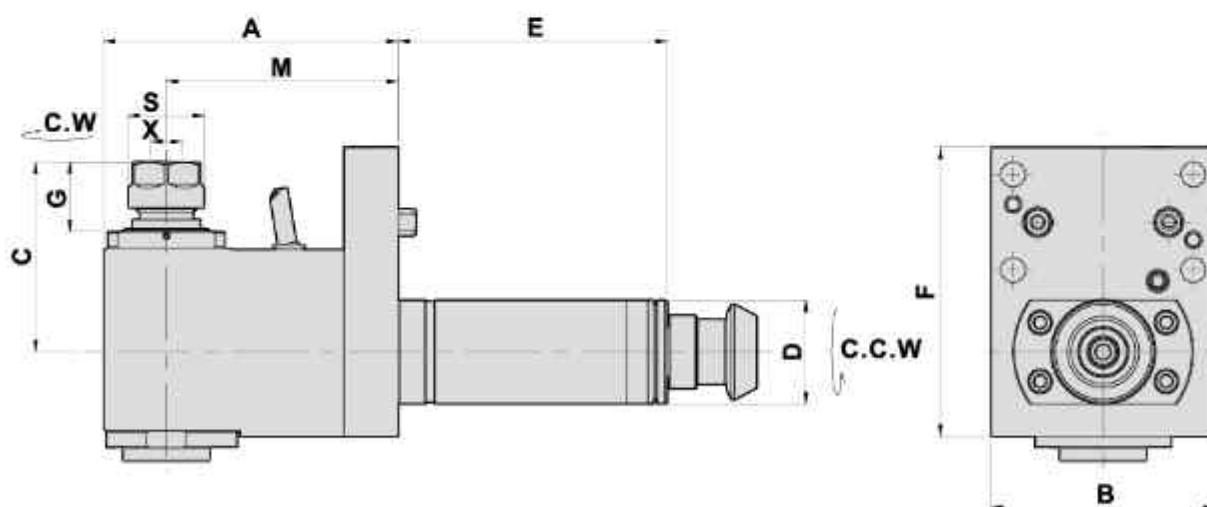
- To be used for collet DIN 6499
- External coolant supply
- Collet is not included

DIMENSIONS

Models	D	X Capacity	S	Maximum R.P.M.	A	B	C	E	G	Code No.	Order No.	(Kg) Weight
BNJ- 34S/42S/ 34SY/42SY	38	1-10 ER16	28	6000	106	82	63	98.5	26	1388JJ-000	BNJ-DA38-ER16	2.8

RADIAL MILLING AND DRILLING HEAD

徑向鑽銑刀座 (90°)



- To be used for collet DIN 6499
- External coolant supply
- Collet is not included

DIMENSIONS

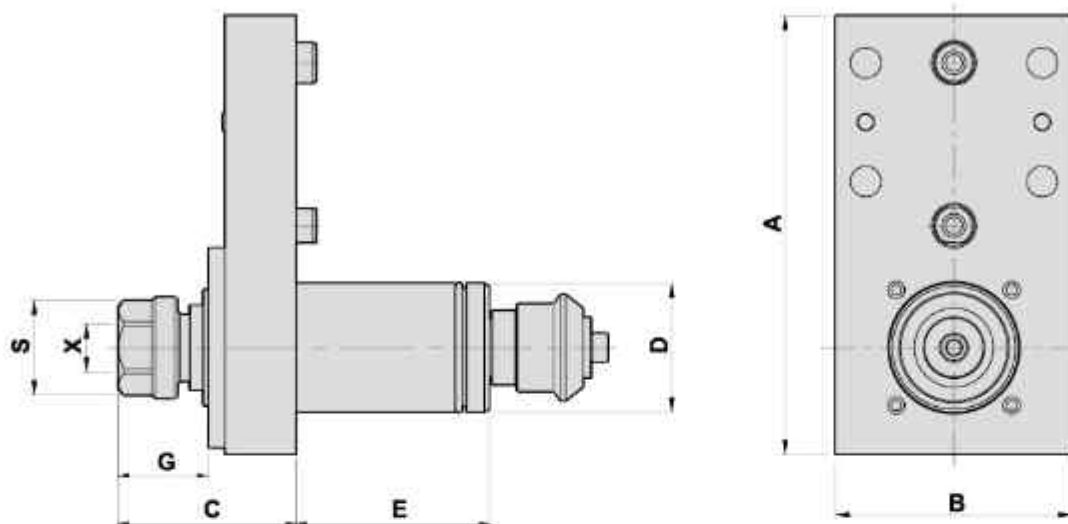
Models	D	X Capacity	S	Maximum R.P.M.	A	B	C	F	E	G	M	Code No.	Order No.	(Kg) Weight
BNJ- 34S/42S/ 34SY/42SY	38	1-10 ER16	28	5000	108	82	70	106	98.5	26	85	2388JJ-000	BNJ-DF38-16-85	4.7

AXIAL MILLING AND DRILLING HEAD

Evermore

TYPE MIYANO-BNC

軸向鑽銑刀座 (0°)



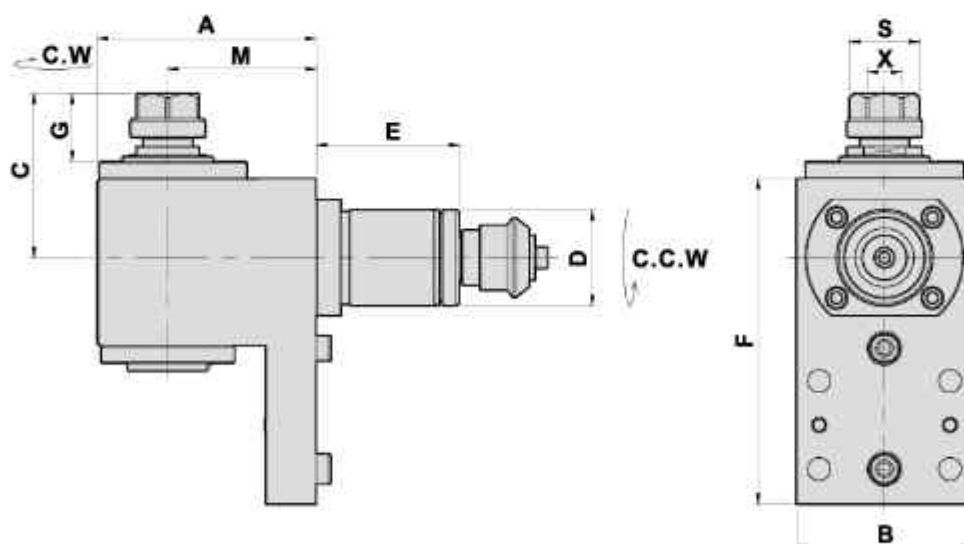
- To be used for collet DIN 6499
- External coolant supply
- Collet is not included

DIMENSIONS

Models	D	X Capacity	S	Maximum R.P.M.	A	B	C	E	G	Code No.	Order No.	(Kg) Weight
BNC	38	1-10 ER16	30	6000	129.5	70	52.5	57	26.5	1388JC-000	BNC-DA38-ER16	2.2

RADIAL MILLING AND DRILLING HEAD

徑向鑽銑刀座 (90°)



- To be used for collet DIN 6499
- External coolant supply
- Collet is not included

DIMENSIONS

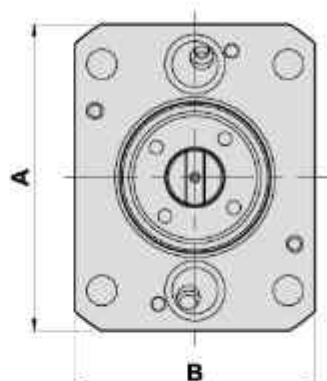
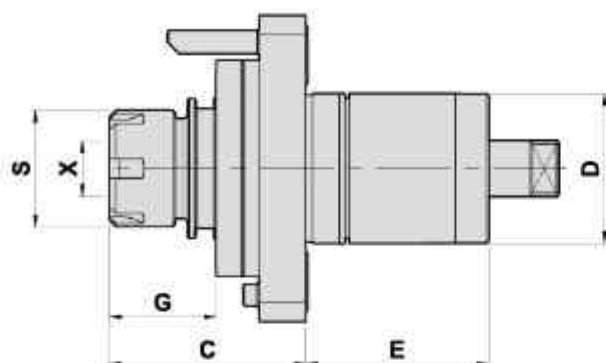
Models	D	X Capacity	S	Maximum R.P.M.	A	B	C	E	F	G	M	Code No.	Order No.	(Kg) Weight
BNC	38	1-10 ER16	30	5000	87	70	65	57	129.5	27	59	2388JA-000	BNC-DF38-16-59	4.6

AXIAL MILLING AND DRILLING HEAD

Evermore

TYPE MIYANO-ABX

軸向鑽銑刀座 (0°)



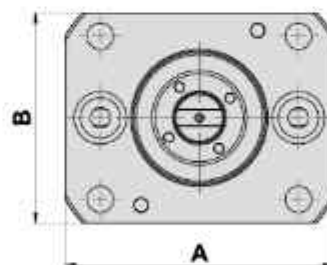
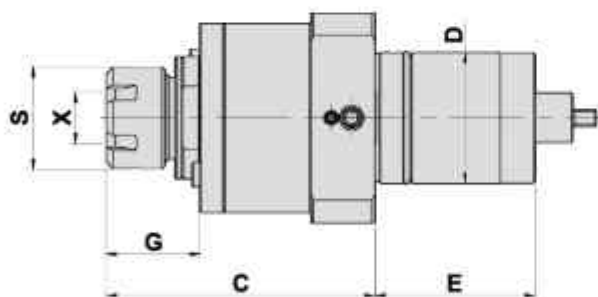
- To be used for collet DIN 6499
- External coolant supply
- Collet is not included

DIMENSIONS

Models	D	X Capacity	S	Maximum R.P.M.	A	B	C	E	G	Code No.	Order No.	(Kg) Weight
ABX-51TH3/64TH3 ABX-51SY2/64SY2 BND-51SY2 BND-34S5/34SY5 BNE-51S5/51SY5	45	1-16 ER25M	35	6000	92	72	59	55	32	1451JA-000	ABX-DA45-ER25M	1.7
BNE-42S6/42SY6/51S6/51SY6 BNJ-34S3/42S3/51S3 BNJ-34SY3/42SY3/51SY3	45	1-16 ER25M	35	6000	92	72	79	55	48.1	1451JR-000	ABX-DA45-ER25M-L	1.9
BNJ-34S2/42S2/51S2 BNJ-34SY2/42SY2/51SY2	45	1-13 ER 20	35	6000	92	72	60	55	33	1451JB-000	ABX-DA45-ER20	1.7

AXIAL MILLING AND DRILLING HEAD

軸向鑽銑刀座 (0°)



- To be used for collet DIN 6499
- Internal coolant supply: 15bar 中心出水
- Collet is not included

DIMENSIONS

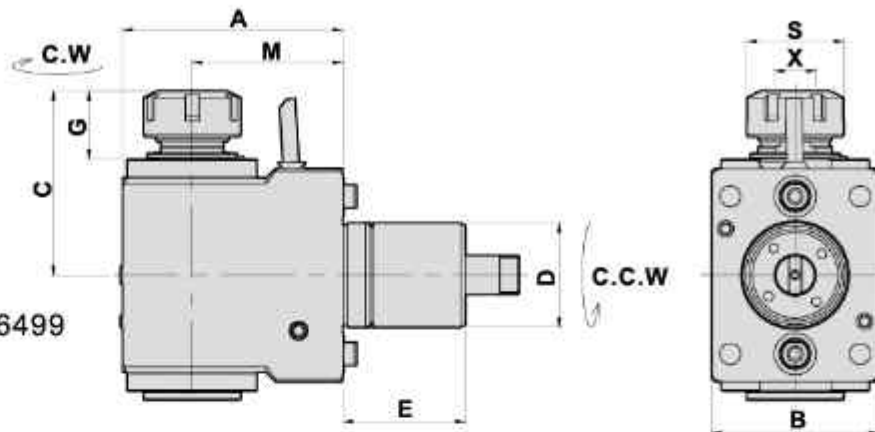
Models	D	X Capacity	S	Maximum R.P.M.	A	B	C	E	G	Code No.	Order No.	(Kg) Weight
ABX-51TH3/64TH3 ABX-51SY2/64SY2 BND-51SY2 BND-34S5/34SY5 BNE-51S5/51SY5 BNE-42S6/42SY6/51S6/51SY6 BNJ-34S3/42S3/51S3 BNJ-34SY3/42SY3/51SY3 BNJ-34S2/42S2/51S2 BNJ-34SY2/42SY2/51SY2	45	1-16 ER25M	35	6000	92	72	92	55	32	1451JF-000	ABX-CW-DA45-ER25M	2.7

RADIAL MILLING AND DRILLING HEAD

Evermore

TYPE MIYANO ABX

徑向鑽銑刀座 (90°)



- To be used for collet DIN 6499
- External coolant supply
- Collet is not included

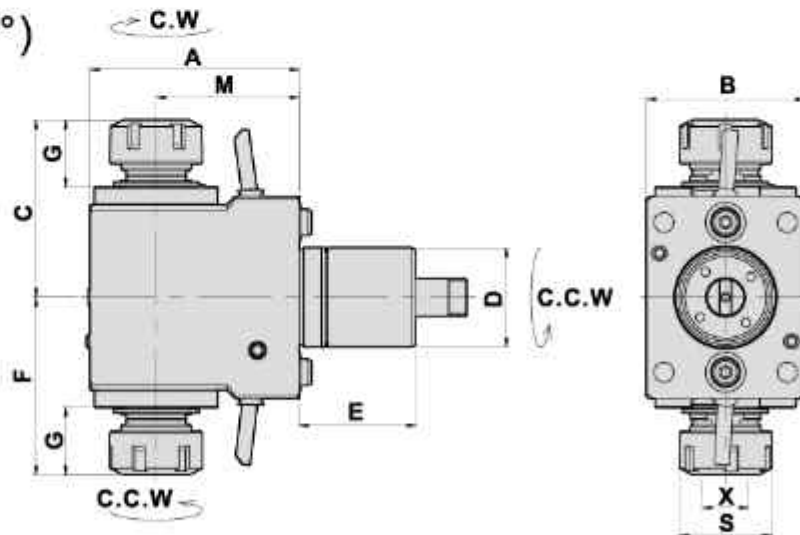
DIMENSIONS

Models	D	X Capacity	S	Maximum R.P.M.	A	B	C	E	G	M	Code No.	Order No.	(Kg) Weight
ABX-51TH3/64TH3 ABX-51SY2/64SY2 BND-51SY2 BND-34S5/34SY5 BNE-51S5/51SY5	45	1-16 ER25	42	5000	95	72	79.5	53	29.5	65	2451JA-000	ABX-DF45-25-65	4.8
BNE-42S6/42SY6/51S6/51SY6 BNJ-34S3/42S3/51S3 BNJ-34SY3/42SY3/51SY3 BNJ-34S2/42S2/51S2 BNJ-34SY2/42SY2/51SY2	45	1-13 ER20	35	5000	95	72	80.5	53	30.5	65	2451JB-000	ABX-DF45-20-65	4.8
	45	1-16 ER25	42	10000	95	72	81.5	53	29.5	65	*2451JH-000	ABX-DF45-25-65I	5
	45	1-16 ER25	42	5000	116	72	79.5	53	29.5	85	2451JL-000	ABX-DF45-25-85	5.8

*2倍增速

RADIAL MILLING AND DRILLING HEAD DOUBLE HEADS

徑向雙頭鑽銑刀座 (90°)



- To be used for collet DIN 6499
- External coolant supply
- Collet is not included

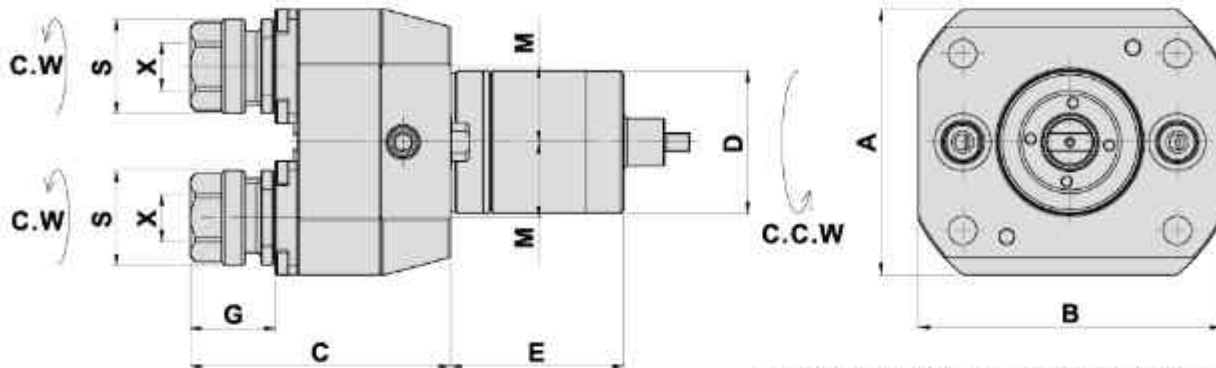
DIMENSIONS

Models	D	X Capacity	S	Maximum R.P.M.	A	B	C	F	E	G	M	Code No.	Order No.	(Kg) Weight
ABX-51TH3/64TH3 ABX-51SY2/64SY2 BND-51SY2 BND-34S5/34SY5 BNE-51S5/51SY5	45	1-16 ER25	42	5000	95	72	80.5	80.5	53	30.5	65	2451JE-000	ABX-DF45-25-65D	5
BNE-42S6/42SY6/51S6/51SY6 BNJ-34S3/42S3/51S3 BNJ-34SY3/42SY3/51SY3 BNJ-34S2/42S2/51S2 BNJ-34SY2/42SY2/51SY2	45	1-13 ER20	35	5000	95	72	78.5	78.5	53	28.5	65	2451JF-000	ABX-DF45-20-65D	4.9
	45	1-16 ER25	42	5000	116	72	80.5	80.5	53	30.5	85	2451JK-000	ABX-DF45-25-85D	6

AXIAL MILLING AND DRILLING HEAD DOUBLE HEAD, Y OFFSET

TYPE MIYANO ABX

軸向鑽銑刀座-雙頭Y軸偏心 (0°)

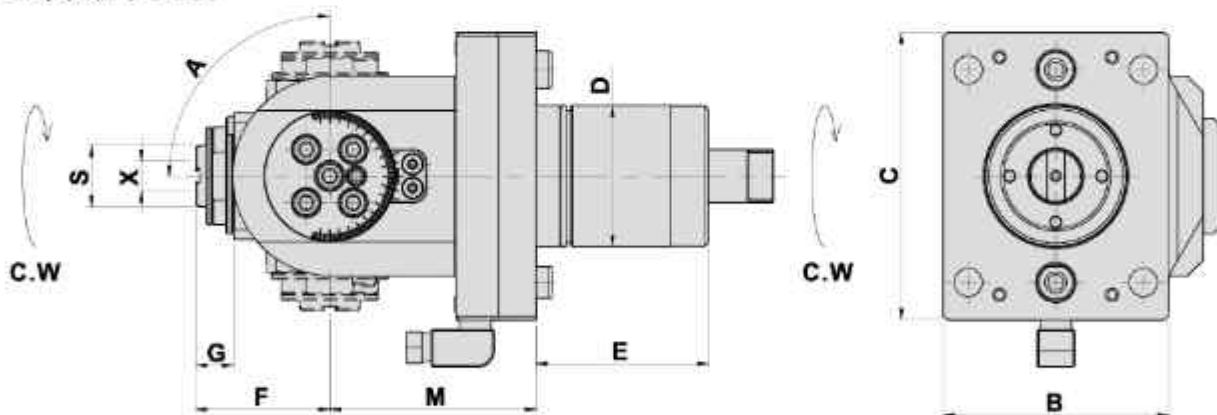


- To be used for collet DIN 6499
- External coolant supply
- Collet is not included

DIMENSIONS

Models	D	X Capacity	S	Maximum R.P.M.	A	B	C	E	G	M	Code No.	Order No.	(Kg) Weight
ABX-51TH3/64TH3 ABX-51SY2/64SY2 BND-51SY2 BND-34S5/34SY5 BNE-51S5/51SY5 BNE-42S6/42SY6/51S6/51SY6 BNJ-34S3/42S3/51S3 BNJ-34SY3/42SY3/51SY3 BNJ-34S2/42S2/51S2 BNJ-34SY2/42SY2/51SY2	45	1-10 ER16	30	6000	84	96	82.5	55	27	24	1451JD-000	ABX-DA45 -16DY	3.5

ANGULAR HEAD 萬向鑽銑刀座



- To be used for collet DIN 6499
- External coolant supply
- Collet is not included

DIMENSIONS

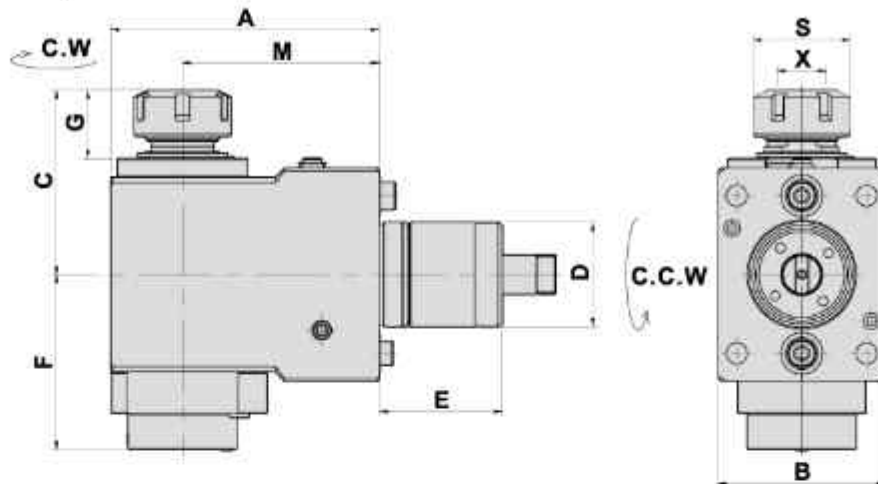
Models	D	X Capacity	S	Maximum R.P.M.	A	B	C	E	F	G	M	Code No.	Order No.	(Kg) Weight
ABX-51TH3/64TH3 ABX-51SY2/64SY2 BND-51SY2 BND-34S5/34SY5 BNE-51S5/51SY5 BNE-42S6/42SY6/51S6/51SY6 BNJ-34S3/42S3/51S3 BNJ-34SY3/42SY3/51SY3 BNJ-34S2/42S2/51S2 BNJ-34SY2/42SY2/51SY2	45	1-10 ER16A	20	5000	±90°	72	92	55	43	12	66	1451JC-000	ABX-DA45 -16BAC	4

RADIAL MILLING AND DRILLING HEAD

Evermore

TYPE MIYANO ABX

徑向鑽銑刀座 (90°)



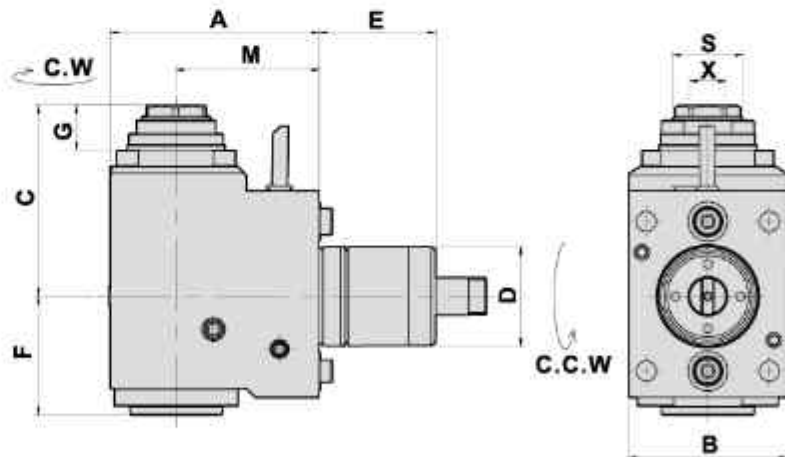
- To be used for collet DIN 6499
- Internal coolant supply: 50bar 中心出水
- Collet is not included

DIMENSIONS

Models	D	X Capacity	S	Maximum R.P.M.	A	B	C	E	F	G	M	Code No.	Order No.	(Kg) Weight
ABX-51TH3/64TH3 ABX-51SY2/64SY2 BND-51SY2 BND-34S5/34SY5 BNE-51S5/51SY5 BNE-42S6/42SY6/51S6/51SY6 BNJ-34S3/42S3/51S3 BNJ-34SY3/42SY3/51SY3 BNJ-34S2/42S2/51S2 BNJ-34SY2/42SY2/51SY2	45	1-16 ER25	42	5000	116	72	79.5	53	75.5	29.5	85	2451JM-000	ABX-CW-DF45 -25-85	6.2

RADIAL MILLING AND DRILLING HEAD

徑向鑽銑刀座 (90°)



- To be used for collet DIN 6499
- External coolant supply
- Collet is not included

DIMENSIONS

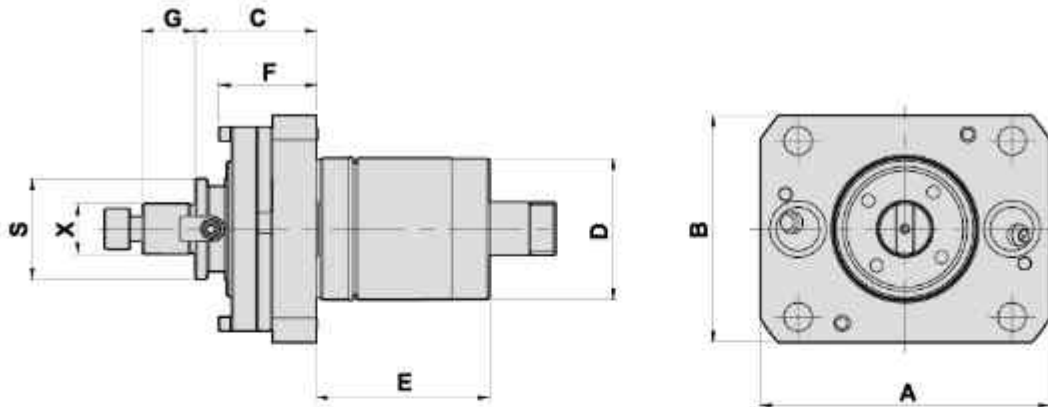
Models	D	X Capacity	S	Maximum R.P.M.	A	B	C	E	F	G	M	Code No.	Order No.	(Kg) Weight
ABX-51TH3/64TH3 ABX-51SY2/64SY2 BND-51SY2 BND-34S5/34SY5 BNE-51S5/51SY5 BNE-42S6/42SY6/51S6/51SY6 BNJ-34S3/42S3/51S3 BNJ-34SY3/42SY3/51SY3 BNJ-34S2/42S2/51S2 BNJ-34SY2/42SY2/51SY2	45	1-16 ER25A	35	5000	95	72	87	53	54	20.5	65	2451JC-000	ABX-DF45 -25A-65	5.3

AXIAL MILLING AND DRILLING HEAD

Evermore

TYPE MIYANO ABX

軸向銑削刀座 (0°)



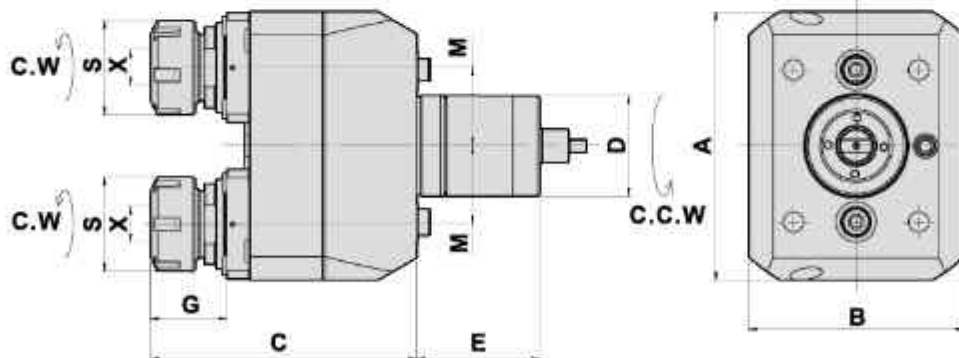
- To be used for collet DIN 6499
- External coolant supply
- Collet is not included

DIMENSIONS

Models	D	X	S	Maximum R.P.M.	A	B	C	E	G	M	Code No.	Order No.	(Kg) Weight
ABX-51TH3/64TH3 ABX-51SY2/64SY2 BND-51SY2 BND-34S5/34SY5 BNE-51S5/51SY5 BNE-42S6/42SY6/51S6/51SY6 BNJ-34S3/42S3/51S3 BNJ-34SY3/42SY3/51SY3 BNJ-34S2/42S2/51S2 BNJ-34SY2/42SY2/51SY2	45	16	32	6000	92	72	39	55	17	31	1451JG-000	ABX-DA45-16C	1.7

AXIAL MILLING AND DRILLING HEAD DOUBLE HEAD, X OFFSET

軸向鑽銑刀座-雙頭X軸偏心 (0°)



- To be used for collet DIN 6499
- External coolant supply
- Collet is not included

DIMENSIONS

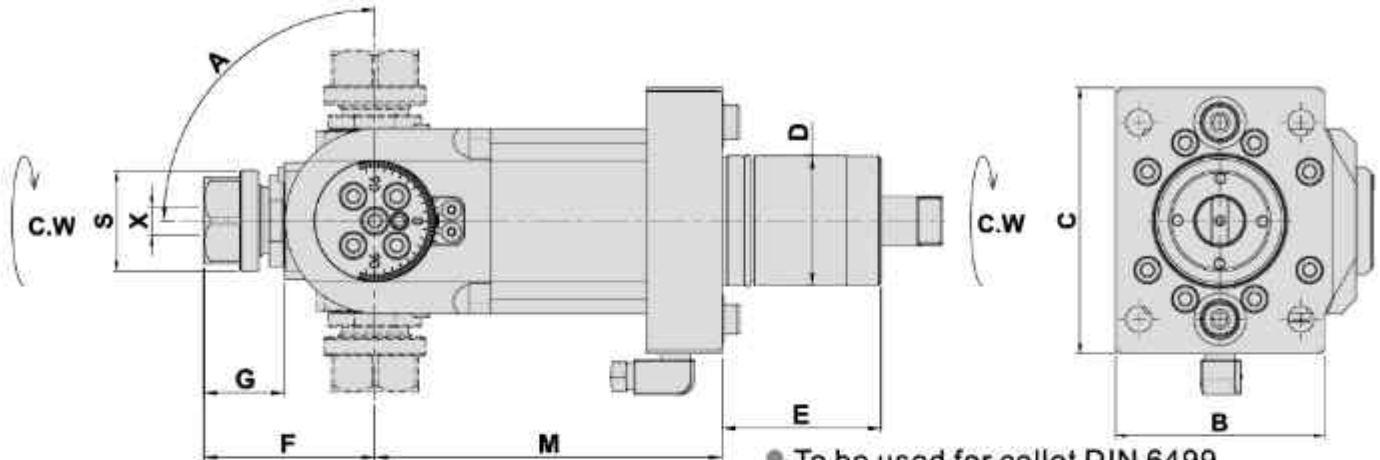
Models	D	X Capacity	S	Maximum R.P.M.	A	B	C	E	G	M	Code No.	Order No.	(Kg) Weight
ABX-51TH3/64TH3 ABX-51SY2/64SY2 BND-51SY2 BND-34S5/34SY5 BNE-51S5/51SY5 BNE-42S6/42SY6/51S6/51SY6 BNJ-34S3/42S3/51S3 BNJ-34SY3/42SY3/51SY3 BNJ-34S2/42S2/51S2 BNJ-34SY2/42SY2/51SY2	45	1-16 ER 25	42	6000	120	96	119	55	34	35	1451JJ-000	ABX-DA45-25DX	6.9

ANGULAR HEAD

Evermore

TYPE MIYANO ABX

萬向鑽銑刀座

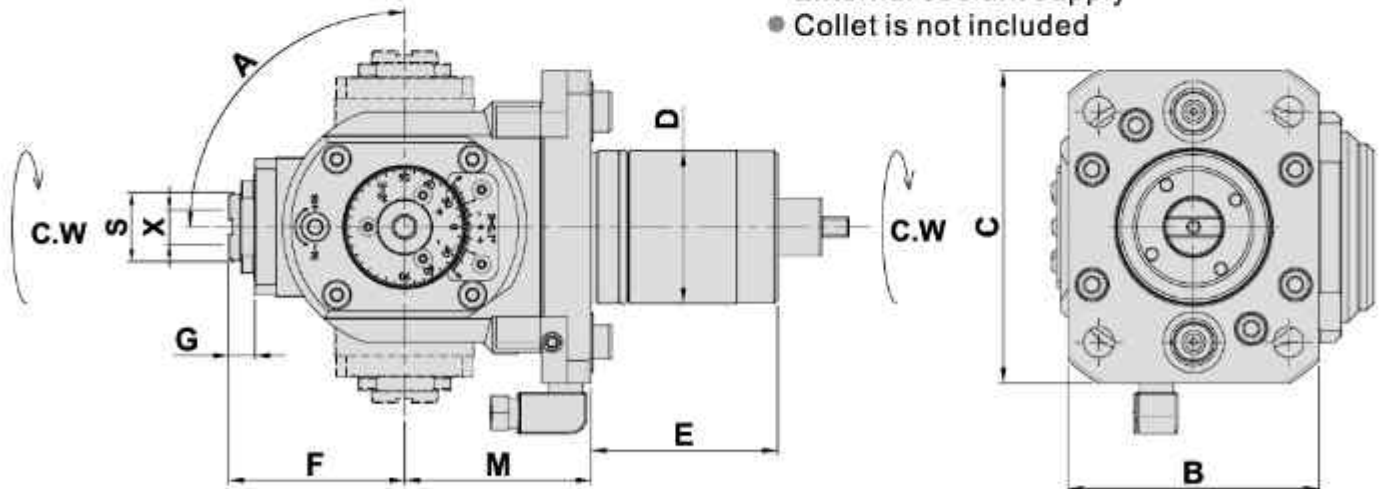


- To be used for collet DIN 6499
- External coolant supply
- Collet is not included

Models	D	X Capacity	S	Maximum R.P.M.	A	B	C	E	F	G	M	Code No.	Order No.	(Kg) Weight
ABX-51TH3/64TH3 ABX-51SY2/64SY2 BND-51SY2 BND-34S5/34SY5 BNE-51S5/51SY5 BNE-42S6/42SY6/51S6/51SY6 BNJ-34S3/42S3/51S3 BNJ-34SY3/42SY3/51SY3 BNJ-34S2/42S2/51S2 BNJ-34SY2/42SY2/51SY2	45	1-13 ER20	35	5000	±90°	72	92	55	59.1	28	120	1451JS-000	ABX-DA45-20B-120	6.1

ANGULAR HEAD 萬向鑽銑刀座

- 角度可使用扳手微調
The angle can be adjusted by wrench.
- To be used for collet DIN 6499
 - External coolant supply
 - Collet is not included



Models	D	X Capacity	S	Maximum R.P.M.	A	B	C	E	F	G	M	Code No.	Order No.	(Kg) Weight
ABX-51TH3/64TH3 ABX-51SY2/64SY2 BND-51SY2 BND-34S5/34SY5 BNE-51S5/51SY5 BNE-42S6/42SY6/51S6/51SY6 BNJ-34S3/42S3/51S3 BNJ-34SY3/42SY3/51SY3 BNJ-34S2/42S2/51S2 BNJ-34SY2/42SY2/51SY2	45	1-10 ER16A	20	5000	±90°	74	92	55	51.9	7.7	55	1451JU-000	ABX-DA45-16BAC-FT	3.9

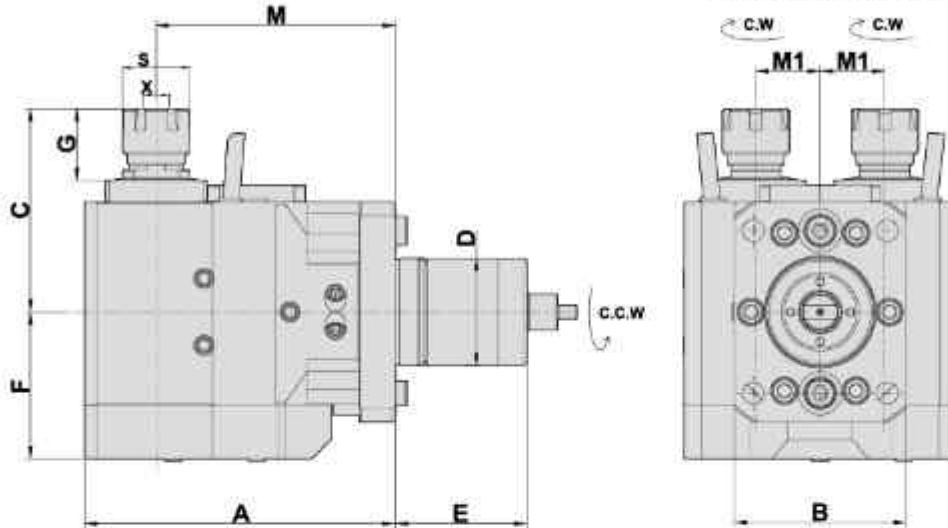
RADIAL MILLING AND DRILLING HEAD

Evermore

TYPE MIYANO ABX

徑向鑽銑刀座(90°)

- To be used for collet DIN 6499
- External coolant supply
- Collet is not included

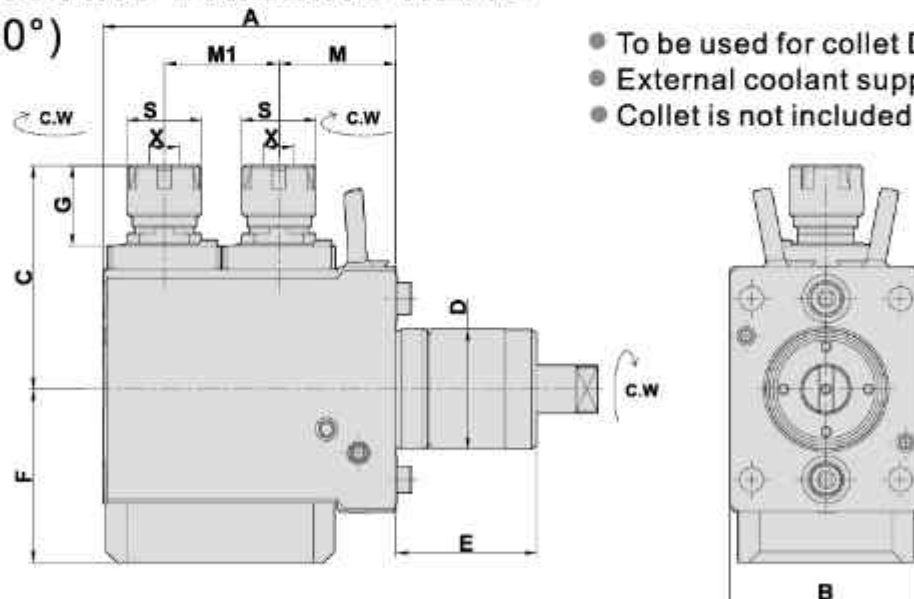


Models	D	X Capacity	S	Maximum R.P.M.	A	B	C	E	F	G	M	M1	Code No.	Order No.	(Kg) Weight
ABX-51TH3/64TH3 ABX-51SY2/64SY2 BND-51SY2 BND-34S5/34SY5 BNE-51S5/51SY5	45	1-10 ER16M	22	5000	130	72	81	55	61.5	30	100	27	2451J5-000	ABX-DF45-16M-100DY	9.9
BNE-42S6/42SY6/51S6/51SY6 BNJ-34S3/42S3/51S3 BNJ-34SY3/42SY3/51SY3 BNJ-34S2/42S2/51S2 BNJ-34SY2/42SY2/51SY2	45	1-13 ER20M	28	5000	130	72	85	55	61.5	30	100	27	2451JX-000	ABX-DF45-20M-100DY	9.9

RADIAL MILLING AND DRILLING HEAD

徑向鑽銑刀座(90°)

- To be used for collet DIN 6499
- External coolant supply
- Collet is not included



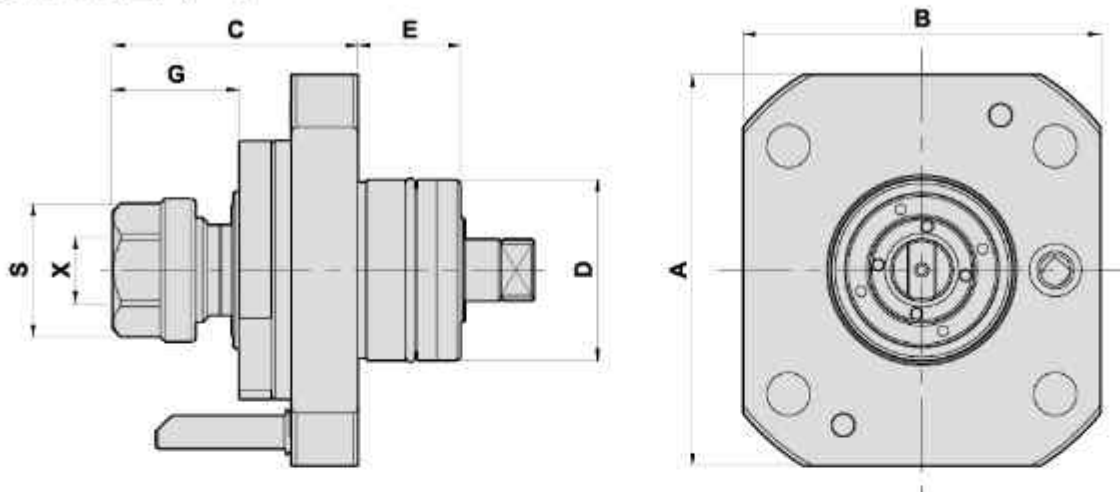
Models	D	X Capacity	S	Maximum R.P.M.	A	B	C	E	F	G	M	M1	Code No.	Order No.	(Kg) Weight
ABX-51TH3/64TH3 ABX-51SY2/64SY2 BND-51SY2 BND-34S5/34SY5 BNE-51S5/51SY5	45	1-13 ER20M	28	5000	110	72	84	53	65	30	44	43	2451JV-000	ABX-DF45-20Mx2-87	6

AXIAL MILLING AND DRILLING HEAD

Evermore

TYPE MIYANO BNA

軸向鑽銑刀座 (0°)

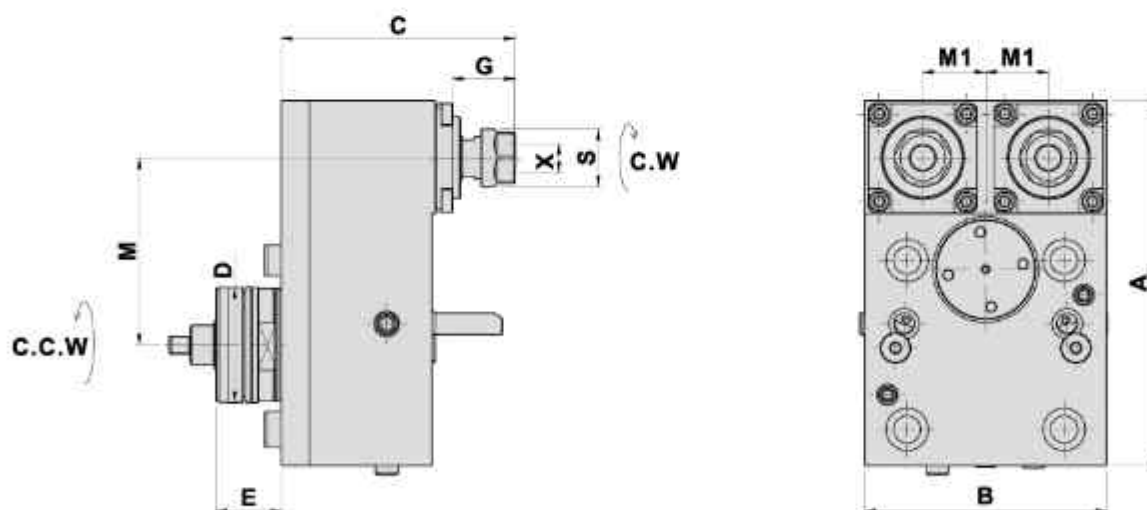


- To be used for collet DIN 6499
- External coolant supply
- Collet is not included

DIMENSIONS

Models	D	X Capacity	S	Maximum R.P.M.	A	B	C	E	G	Code No.	Order No.	(Kg) Weight
BNA-34C/42C/34S/42S BNA-34DHY/42DHY BNA-42MSY	38	1-10 ER 16	30	6000	79	75	52	21.5	26.5	1381JA-000	BNA-DA38-ER16	1
	38	1-13 ER 20	35	6000	79	75	57	21.5	32	1381JH-000	BNA-DA38-ER20	1.1

AXIAL MILLING AND DRILLING HEAD OFFSET-軸向偏心鑽銑刀座 (0°)



- To be used for collet DIN 6499
- External coolant supply
- Collet is not included

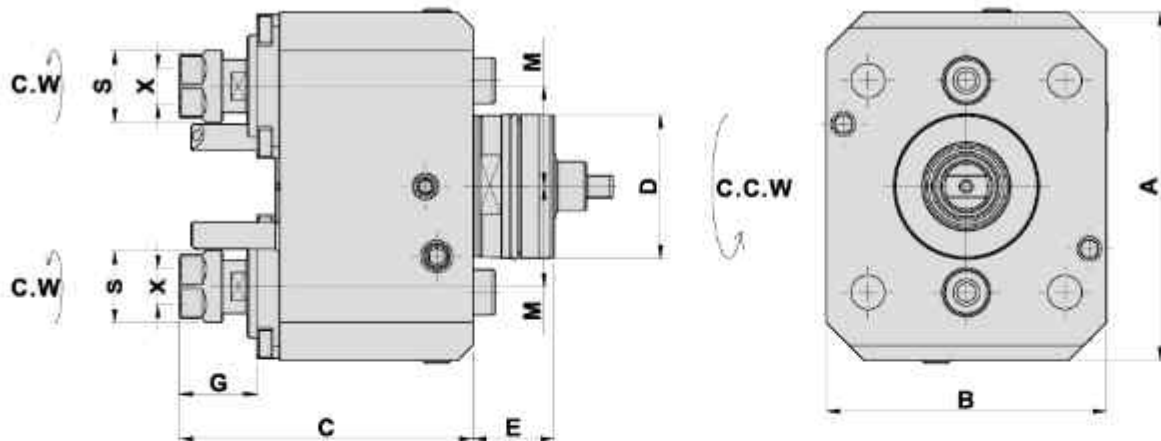
DIMENSIONS

Models	D	X Capacity	S	Maximum R.P.M.	A	B	C	E	G	M	M1	Code No.	Order No.	(Kg) Weight
BNA-34DHY/42DHY BNA-42MSY	38	1-7 ER11	19	6000	121	80	77.5	21.5	20.5	62	20.85	1381JD-000	BNA-DA38-11DYZ	3.7

AXIAL MILLING AND DRILLING HEAD DOUBLE HEAD,X OFFSET

TYPE MIYANO BNA

軸向鑽銑刀座-雙頭X軸偏心 (0°)



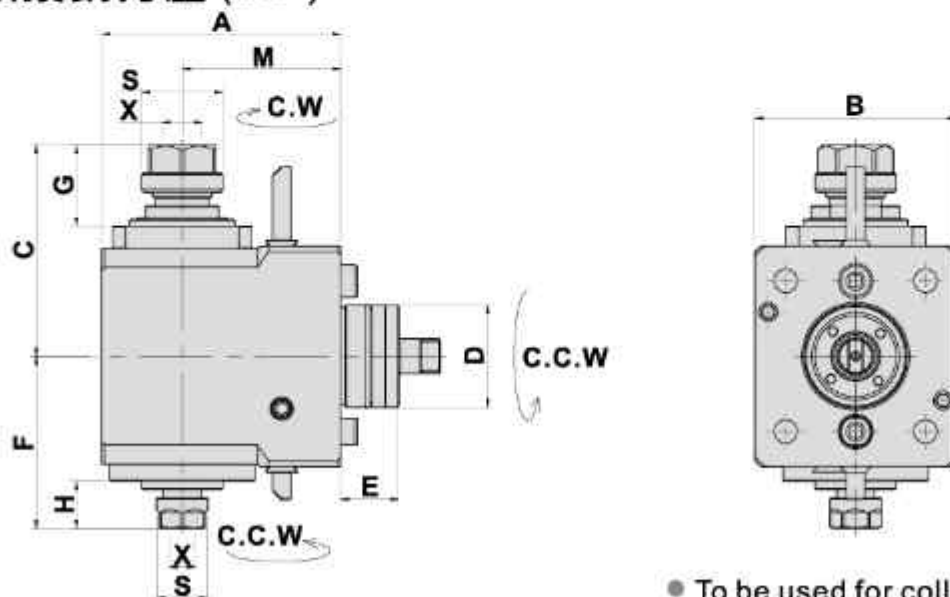
- To be used for collet DIN 6499
- External coolant supply
- Collet is not included

DIMENSIONS

Models	D	X Capacity	S	Maximum R.P.M.	A	B	C	E	G	M	Code No.	Order No.	(Kg) Weight
BNA-34C/42C/34S/42S BNA-34DHY/42DHY BNA-42MSY	38	1-7 ER11	19	6000	92	74	77.5	21.5	20.5	26.5	1381JF-000	BNA-DA38 -11DX	2.7

RADIAL MILLING AND DRILLING HEAD DOUBLE HEADS

徑向雙頭鑽銑刀座 (90°)



- To be used for collet DIN 6499
- External coolant supply
- Collet is not included

DIMENSIONS

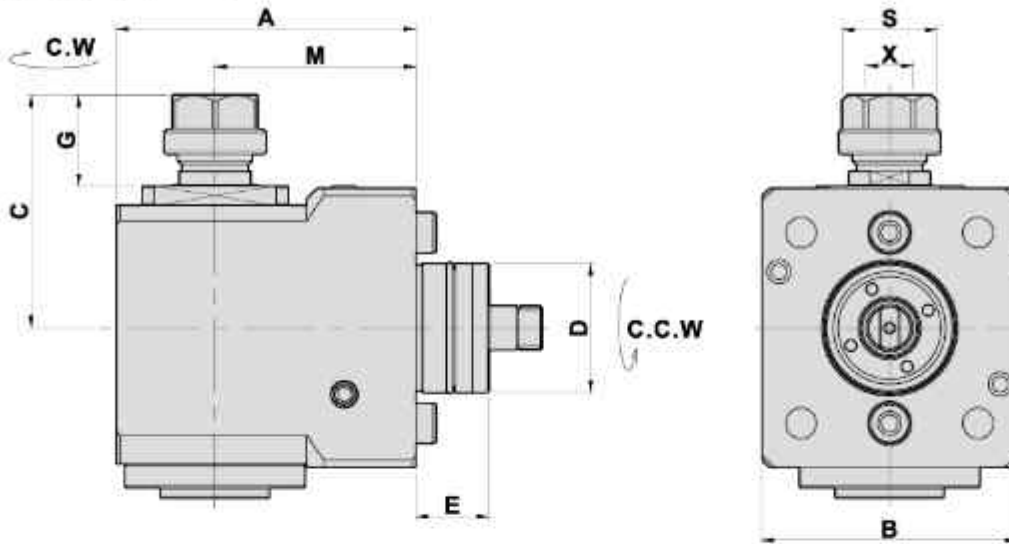
Models	D	X Capacity	S	Maximum R.P.M.	A	B	C	E	F	G	H	M	Code No.	Order No.	(Kg) Weight
BNA-34C/42C/34S/42S BNA-34DHY/42DHY BNA-42MSY	38	1st-ER16 2nd-ER11	30 19	5000	89	75	78.5	21.5	64	30	17.5	59	2381JB-000	BNA-DF38 -16-11-59D	4.1

RADIAL MILLING AND DRILLING HEAD

Evermore

TYPE MIYANO BNA

徑向鑽銑刀座 (90°)



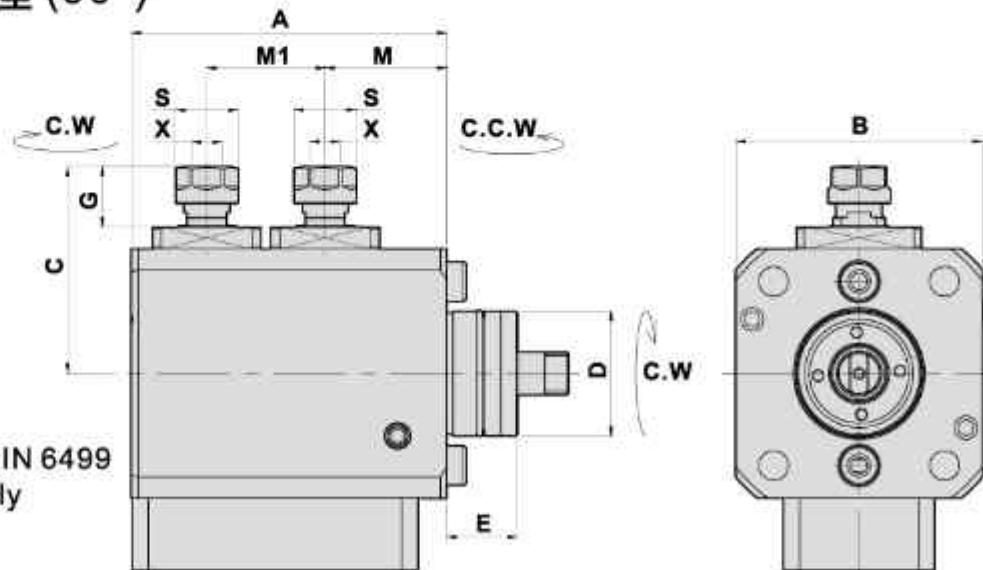
- To be used for collet DIN 6499
- External coolant supply
- Collet is not included

DIMENSIONS

Models	D	X Capacity	S	Maximum R.P.M.	A	B	C	E	G	M	Code No.	Order No.	(Kg) Weight
BNA-34C/42C/34S/42S	38	1-10 ER16	30	5000	88	75	69	21.5	27	59	2381JA-000	BNA-DF38-16-59	3.8
BNA-34DHY/42DHY	38	1-13 ER20	35	5000	88	75	69.5	21.5	27.8	59	2381JN-000	BNA-DF38-20-59	4
BNA-42MSY	38	1-16 ER25	42	5000	90	75	87	21.5	30.5	59	2381JQ-000	BNA-DF38-25-59	4.6

RADIAL MILLING AND DRILLING HEAD DOUBLE HEADS

徑向雙頭鑽銑刀座 (90°)



- To be used for collet DIN 6499
- External coolant supply
- Collet is not included

DIMENSIONS

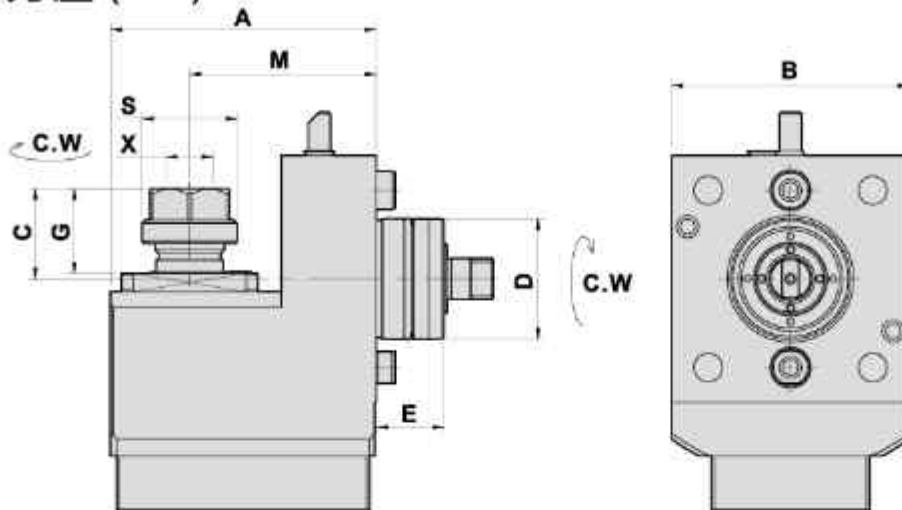
Models	D	X Capacity	S	Maximum R.P.M.	A	B	C	E	G	M	M1	Code No.	Order No.	(Kg) Weight
BNA-34C/42C/34S/42S BNA-34DHY/42DHY BNA-42MSY	38	1-7 ER11	19	5000	96	75	63	21.5	19	37	36	2381JC-000	BNA-DF38-11x2-73	4.5

RADIAL MILLING AND DRILLING HEAD OFFSET

Evermore

TYPE MIYANO BNA

徑向鑽銑刀座 (90°)



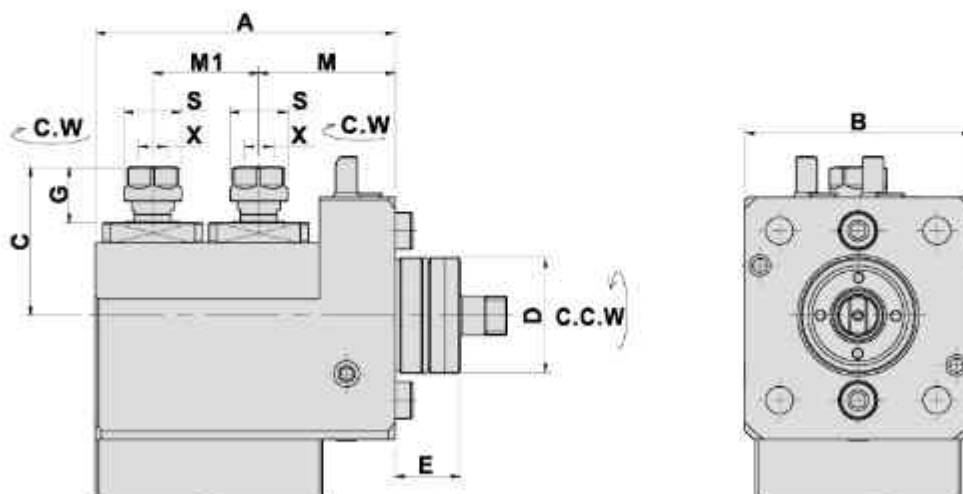
- To be used for collet DIN 6499
- External coolant supply
- Collet is not included

DIMENSIONS

Models	D	X Capacity	S	Maximum R.P.M.	A	B	C	E	G	M	Code No.	Order No.	(Kg) Weight
BNA-34C/42C/34S/42S BNA-34DHY/42DHY BNA-42MSY	38	1-10 ER16	30	5000	84	75	29	21.5	27	59	2381JD-000	BNA-DB38 -16-59	3.8

RADIAL MILLING AND DRILLING HEAD DOUBLE HEADS, OFFSET

徑向雙頭鑽銑刀座 (90°)



- To be used for collet DIN 6499
- External coolant supply
- Collet is not included

DIMENSIONS

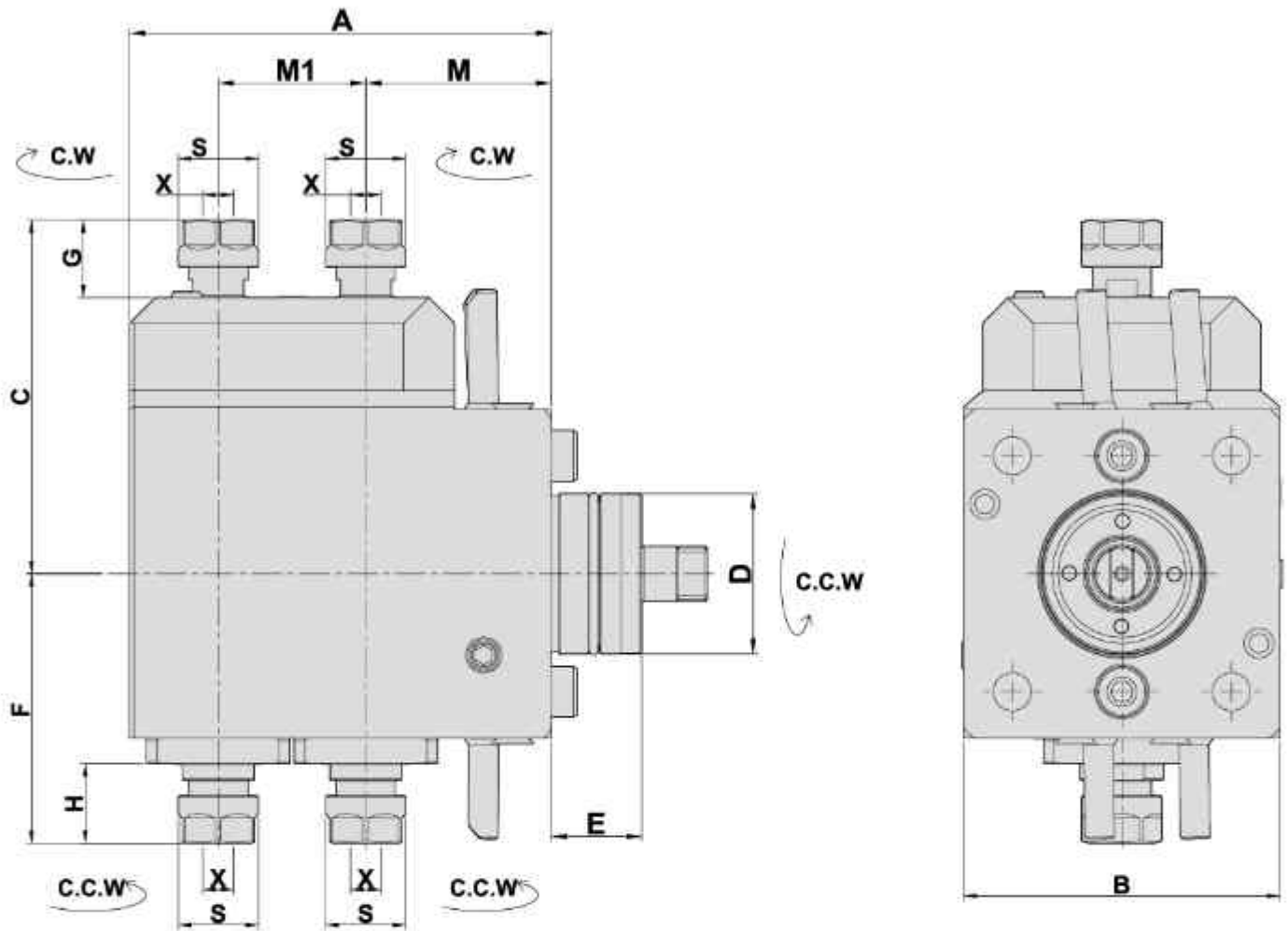
Models	D	X Capacity	S	Maximum R.P.M.	A	B	C	E	G	M	M1	Code No.	Order No.	(Kg) Weight
BNA-34C/42C/34S/42S BNA-34DHY/42DHY BNA-42MSY	38	1-7 ER11	19	5000	99	75	49	21.5	18.5	45	35	2381JF-000	BNA-DB38 -11x2-80	4.3

RADIAL MILLING AND DRILLING HEAD DOUBLE HEADS

Evermore

TYPE MIYANO ABX

徑向雙頭鑽銑刀座(90°)



- To be used for collet DIN 6499
- External coolant supply
- Collet is not included

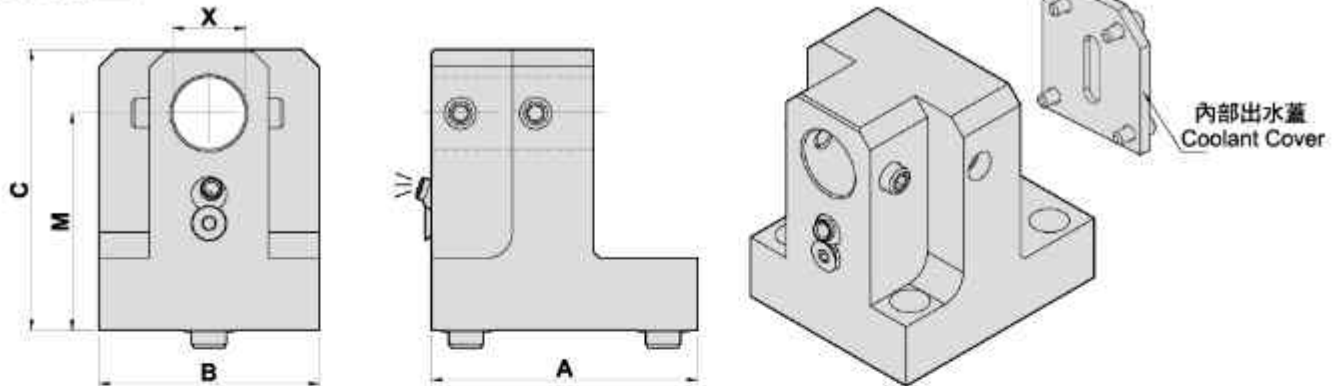
Models	D	X Capacity	S	Maximum R.P.M.	A	B	C	E	F	G	H	M	M1	Code No.	Order No.	(Kg) Weight
BNA-34C/42C/34S/42S BNA-34DHY/42DHY BNA-42MSY	38	1-7 ER11	19	5000	100	75	84	21.5	64	18.5	19	44	35	2381JP-000	BNA-DF38 -11x4-79	5.2

BORING BAR HOLDER

Evermore

TYPE MIYANO ABX

內孔刀座



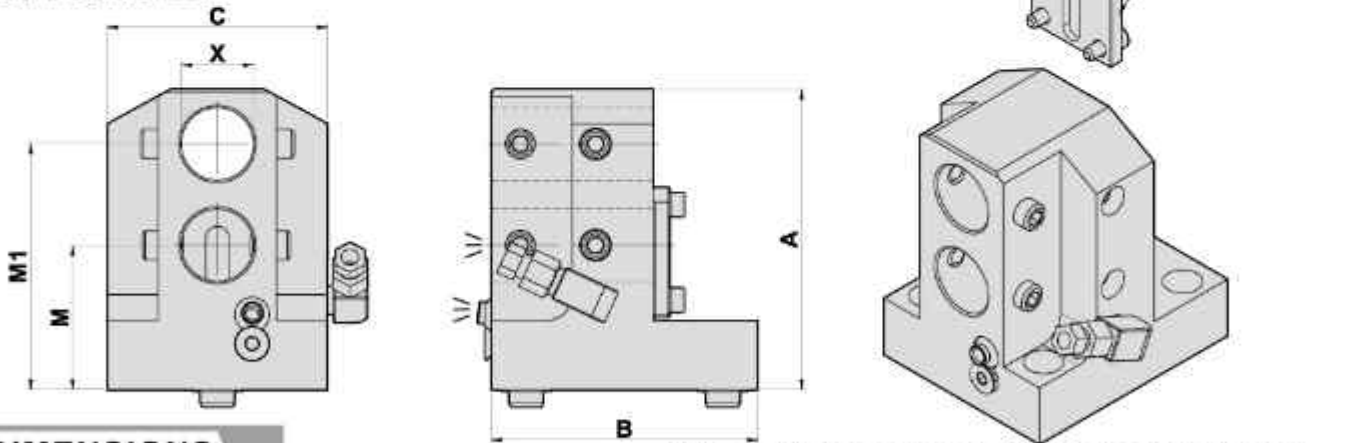
DIMENSIONS

● Internal, External coolant supply 內外部出水

Models	X	A	B	C	M	Code No.	Order No.	(Kg) Weight
ABX-51TH3/64TH3 ABX-51SY2/64SY2 BND-51S2 BND-51C2 BND-51SY2 BND-34S5/34SY5 BNE-51S5/51SY5 BNE-34S3/51S	25	92	72	97	75	306031-000	ABX-B25-75	2.8
BND-34S5/34SY5 BNE-51S5/51SY5 BNE-34S3/51S	25	92	72	104	85	306035-000	ABX-B25-85	2.9
BNJ-34S3/42S3/51S3 BNJ-34SY3/42SY3/51SY3 BNJ-34S2/42S2/51S2 BNJ-34SY2/42SY2/51SY2 BNJ-34S/42S/34SY/42SY LZ-01R2/01RY2 LZ-02R2/02RY2	25.4	92	72	97	75	3F1033-000	ABX-B25.4-75	2.8
	25.4	92	72	104	85	3F1034-000	ABX-B25.4-85	2.9

DOUBLE BORING BAR HOLDER

雙內孔刀座



DIMENSIONS

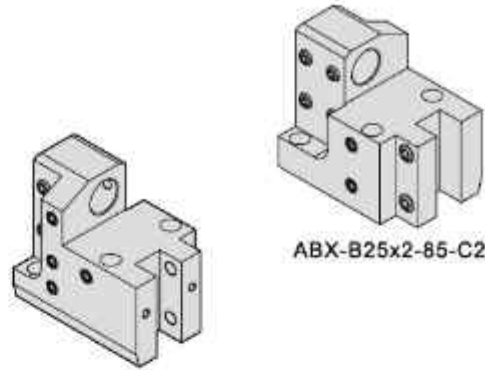
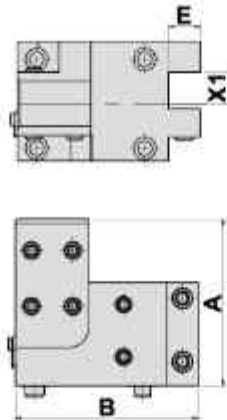
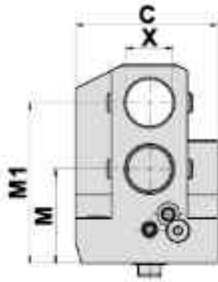
● Internal, External coolant supply 內外部出水

Models	X	A	B	C	M	M1	Code No.	Order No.	(Kg) Weight
ABX-51TH3/64TH3 ABX-51SY2/64SY2 BND-51S2 BND-51C2 BND-51SY2 BND-34S5/34SY5 BNE-51S5/51SY5 BNE-34S3/51S	25	104	92	72	50	85	306032-000	ABX-B25x2-85	2.8
BNJ-34S3/42S3/51S3 BNJ-34SY3/42SY3/51SY3 BNJ-34S2/42S2/51S2 BNJ-34SY2/42SY2/51SY2 BNJ-34S/42S/34SY/42SY LZ-01R2/01RY2 LZ-02R2/02RY2	25.4	104	92	72	50	85	3F1032-000	ABX-B25.4x2-85	2.8

DOUBLE BORING BAR AND SINGLE TURNING HOLDER

TYPE MIYANO ABX

雙內孔-單外徑刀座



ABX-B25x2-85-C20

ABX-B25x2-85-C20-L

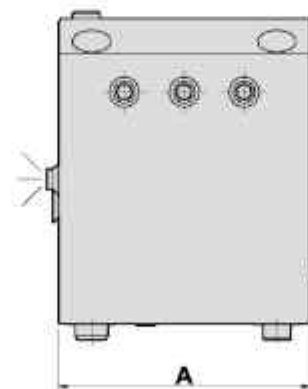
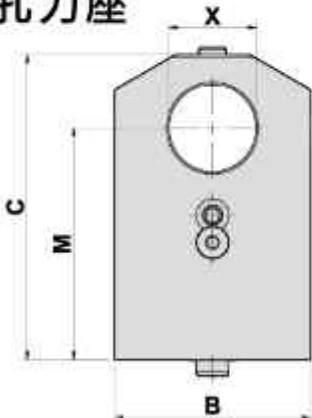
DIMENSIONS

● External coolant supply 外部出水

Models	X	X1	A	B	C	E	M	M1	Code No.	Order No.	(Kg) Weight
ABX-51TH3/64TH3 ABX-51SY2/64SY2 BND-51S2 BND-51C2 BND-51SY2 BND-34S5/34SY5 BNE-51S5/51SY5 BNE-34S3/51S BNJ-34S3/42S3/51S3 BNJ-34SY3/42SY3/51SY3 BNJ-34S2/42S2/51S2 BNJ-34SY2/42SY2/51SY2 BNJ-34S/42S/34SY/42SY LZ-01R2/01RY2 LZ-02R2/02RY2	25	20	105	115	75	20	50	85	306039-000	ABX-B25x2-85-C20	3.7
	25	20	105	115	75	20	50	85	306040-000	ABX-B25x2-85-C20-L	3.7

BORING BAR HOLDER

內孔刀座



內部出水蓋
Coolant Cover

DIMENSIONS

● Internal, External coolant supply 內外部出水

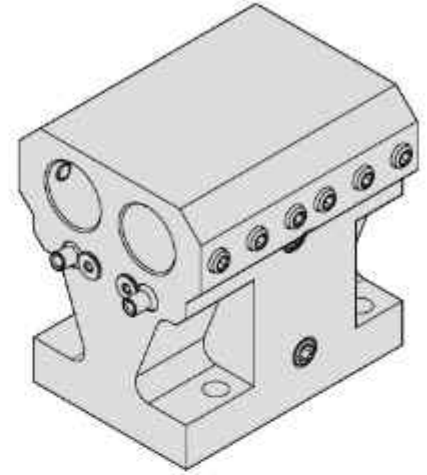
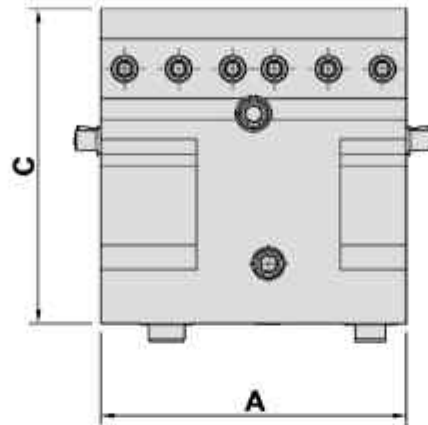
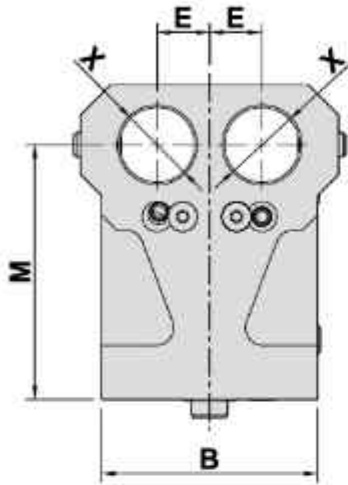
Models	X	A	B	C	M	Code No.	Order No.	(Kg) Weight
ABX-51TH3/64TH3 ABX-51SY2/64SY2 BND-51S2 BND-51C2 BND-51SY2 BND-34S5/34SY5 BNE-51S5/51SY5 BNE-34S3/51S BNJ-34S3/42S3/51S3 BNJ-34SY3/42SY3/51SY3 BNJ-34S2/42S2/51S2 BNJ-34SY2/42SY2/51SY2 BNJ-34S/42S/34SY/42SY LZ-01R2/01RY2 LZ-02R2/02RY2	32	92	72	112	85	307031-000	ABX-B32-85	4.7
	32	92	72	137	110	307032-000	ABX-B32-110	3.6

DOUBLE BORING BAR HOLDER

Evermore

TYPE MIYANO ABX

雙內孔刀座



DIMENSIONS

● External coolant supply 外部出水

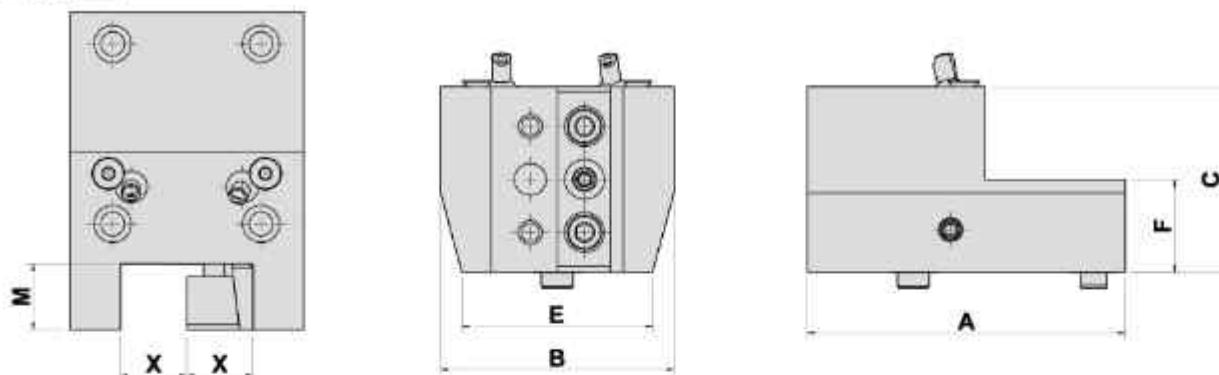
Models	X	A	B	C	E	M	Code No.	Order No.	(Kg) Weight
ABX-51TH3/64TH3 ABX-51SY2/64SY2 BND-51S2 BND-51C2 BND-51SY2 BND-34S5/34SY5 BNE-51S5/51SY5 BNE-34S3/51S BNJ-34S3/42S3/51S3 BNJ-34SY3/42SY3/51SY3 BNJ-34S2/42S2/51S2 BNJ-34SY2/42SY2/51SY2 BNJ-34S/42S/34SY/42SY LZ-01R2/01RY2 LZ-02R2/02RY2	25	102	72	105	17.5	85	30603M-000	ABX-B25x2-85Y	4.8

TURNING HOLDER

Evermore

TYPE MIYANO ABX

外徑刀座



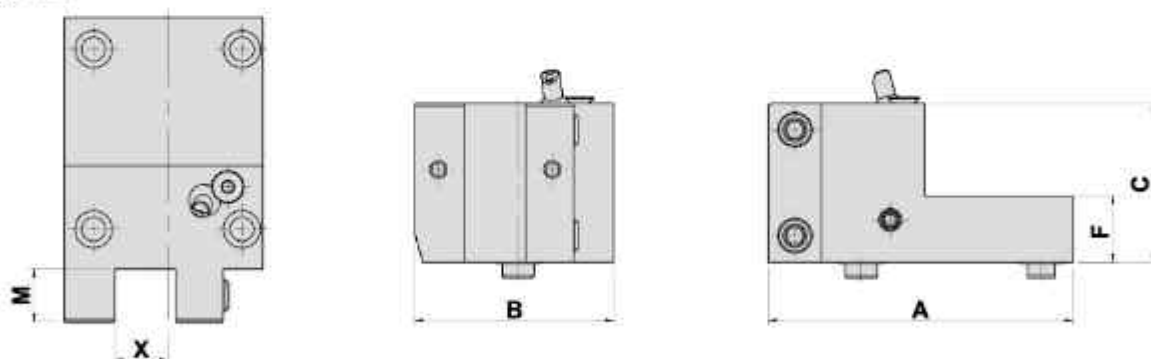
DIMENSIONS

● External coolant supply 外部出水

Models	X	A	B	C	E	F	M	Code No.	Order No.	(Kg) Weight
ABX-51TH3/64TH3 ABX-51SY2/64SY2 BND-51S2 BND-51C2 BND-51SY2 BND-34S5/34SY5 BNE-51S5/51SY5 BNE-34S3/51S BNJ-34S3/42S3/51S3 BNJ-34SY3/42SY3/51SY3 BNJ-34S2/42S2/51S2 BNJ-34SY2/42SY2/51SY2 BNJ-34S/42S/34SY/42SY LZ-01R2/01RY2 LZ-02R2/02RY2	20	115	76	60	72	25	20	405031-000	ABX-C20-60	2.5
	25	120	88	70	72	35	25	406033-000	ABX-C25-70	3.7

TURNING HOLDER

外徑刀座



DIMENSIONS

● External coolant supply 外部出水

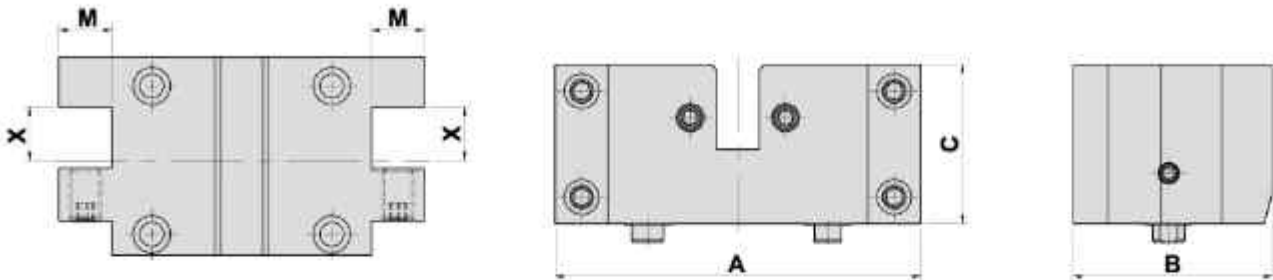
Models	X	A	B	C	F	M	Code No.	Order No.	(Kg) Weight
ABX-51TH3/64TH3 ABX-51SY2/64SY2 BND-51S2 BND-51C2 BND-51SY2 BND-34S5/34SY5 BNE-51S5/51SY5 BNE-34S3/51S BNJ-34S3/42S3/51S3 BNJ-34SY3/42SY3/51SY3 BNJ-34S2/42S2/51S2 BNJ-34SY2/42SY2/51SY2 BNJ-34S/42S/34SY/42SY LZ-01R2/01RY2 LZ-02R2/02RY2	20	115	76	60	25	20	405037-000	1X780300-C20	2.5

DOUBLE SIDE TURNING HOLDER

Evermore

TYPE MIYANO ABX

雙側外徑刀座



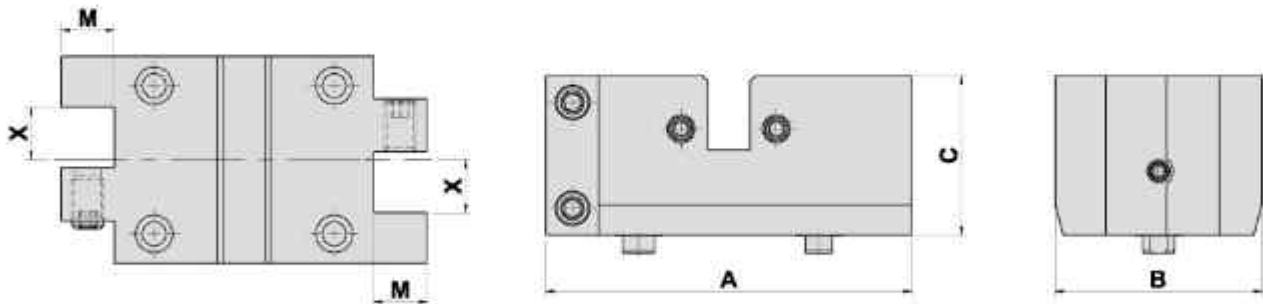
DIMENSIONS

● External coolant supply 外部出水

Models	X	A	B	C	M	Code No.	Order No.	(Kg) Weight
ABX-51TH3/64TH3 ABX-51SY2/64SY2 BND-51S2 BND-51C2 BND-51SY2 BND-34S5/34SY5 BNE-51S5/51SY5 BNE-34S3/51S BNJ-34S3/42S3/51S3 BNJ-34SY3/42SY3/51SY3 BNJ-34S2/42S2/51S2 BNJ-34SY2/42SY2/51SY2 BNJ-34S/42S/34SY/42SY LZ-01R2/01RY2 LZ-02R2/02RY2	20	138	75	60	20	405034-000	ABX-C20x2-60	3.7

DOUBLE SIDE TURNING HOLDER

雙側外徑刀座

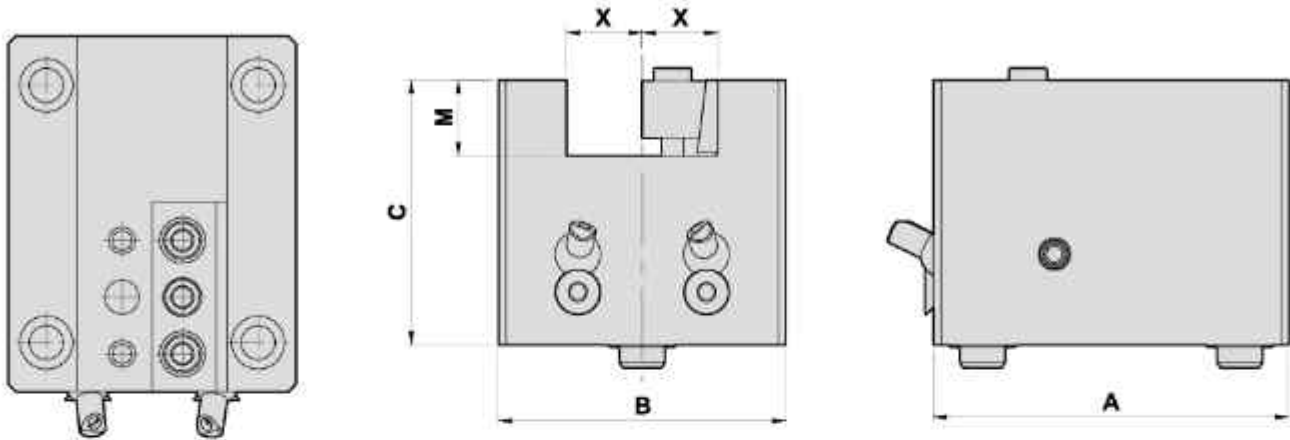


DIMENSIONS

● External coolant supply 外部出水

Models	X	A	B	C	M	Code No.	Order No.	(Kg) Weight
ABX-51TH3/64TH3 ABX-51SY2/64SY2 BND-51S2 BND-51C2 BND-51SY2 BND-34S5/34SY5 BNE-51S5/51SY5 BNE-34S3/51S BNJ-34S3/42S3/51S3 BNJ-34SY3/42SY3/51SY3 BNJ-34S2/42S2/51S2 BNJ-34SY2/42SY2/51SY2 BNJ-34S/42S/34SY/42SY LZ-01R2/01RY2 LZ-02R2/02RY2	20	138	78	60	20	405036-000	1X784600-C20x2	3.8

端面刀座



DIMENSIONS

● External coolant supply 外部出水

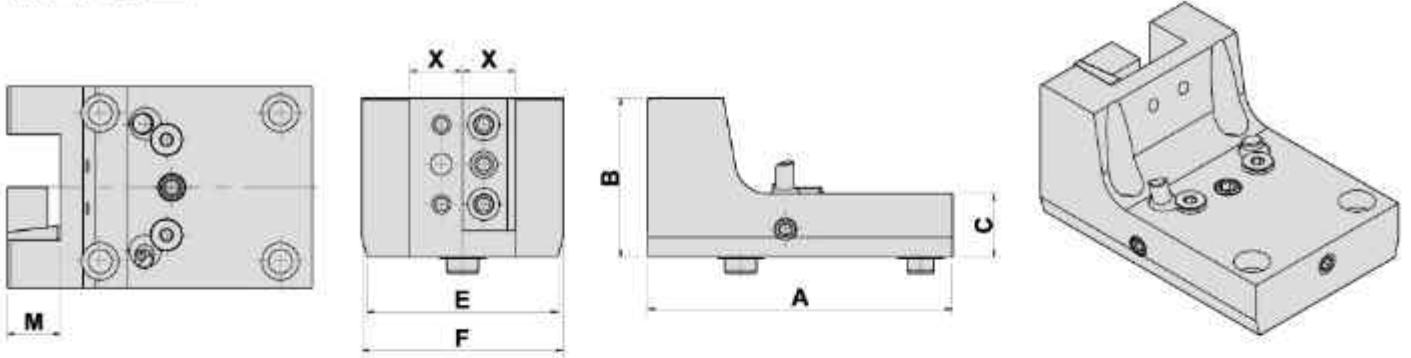
Models	X	A	B	C	M	Code No.	Order No.	(Kg) Weight
ABX-51TH3/64TH3 ABX-51SY2/64SY2 BND-51S2 BND-51C2 BND-51SY2 BND-34S5/34SY5 BNE-51S5/51SY5 BNE-34S3/51S BNJ-34S3/42S3/51S3 BNJ-34SY3/42SY3/51SY3 BNJ-34S2/42S2/51S2 BNJ-34SY2/42SY2/51SY2 BNJ-34S/42S/34SY/42SY LZ-01R2/01RY2 LZ-02R2/02RY2	20	94	76	70	20	505031-000	ABX-F20-70	3.2

CUTTING HOLDER

Evermore

TYPE MIYANO ABX

切斷刀座



DIMENSIONS

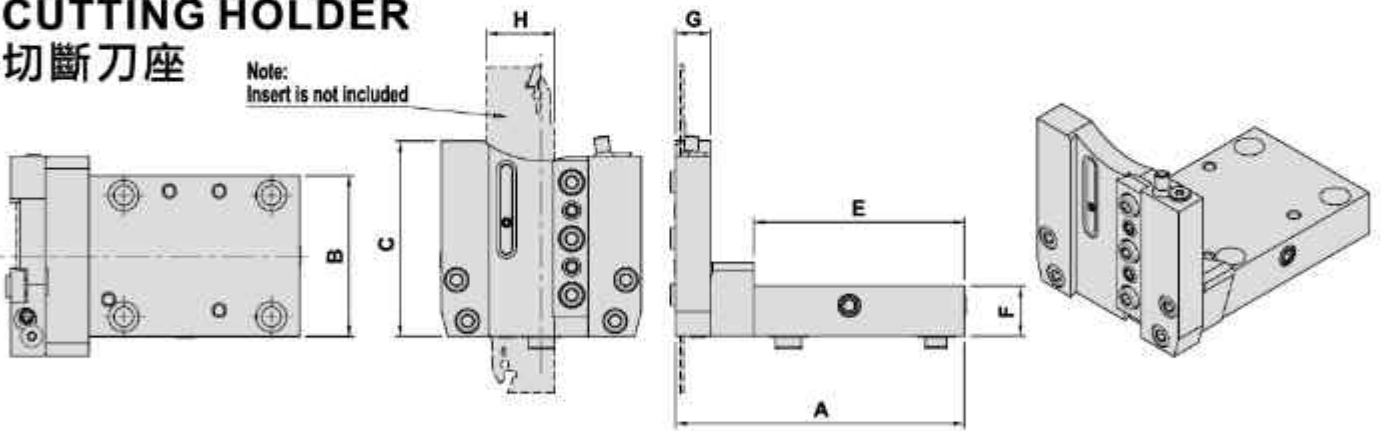
● External coolant supply 外部出水

Models	X	A	B	C	E	F	Code No.	Order No.	(Kg) Weight
ABX-51TH3/64TH3 ABX-51SY2/64SY2 BND-51S2 BND-51C2 BND-51SY2 BND-34S5/34SY5 BNE-51S5/51SY5 BNE-34S3/51S BNJ-34S3/42S3/51S3 BNJ-34SY3/42SY3/51SY3 BNJ-34S2/42S2/51S2 BNJ-34SY2/42SY2/51SY2 BNJ-34S/42S/34SY/42SY LZ-01R2/01RY2 LZ-02R2/02RY2	20	115	60	24	72	76	705033-000	ABX-R20-60	2

CUTTING HOLDER

切斷刀座

Note:
Insert is not included



DIMENSIONS

● External coolant supply 外部出水
● Internal coolant supply 内部出水

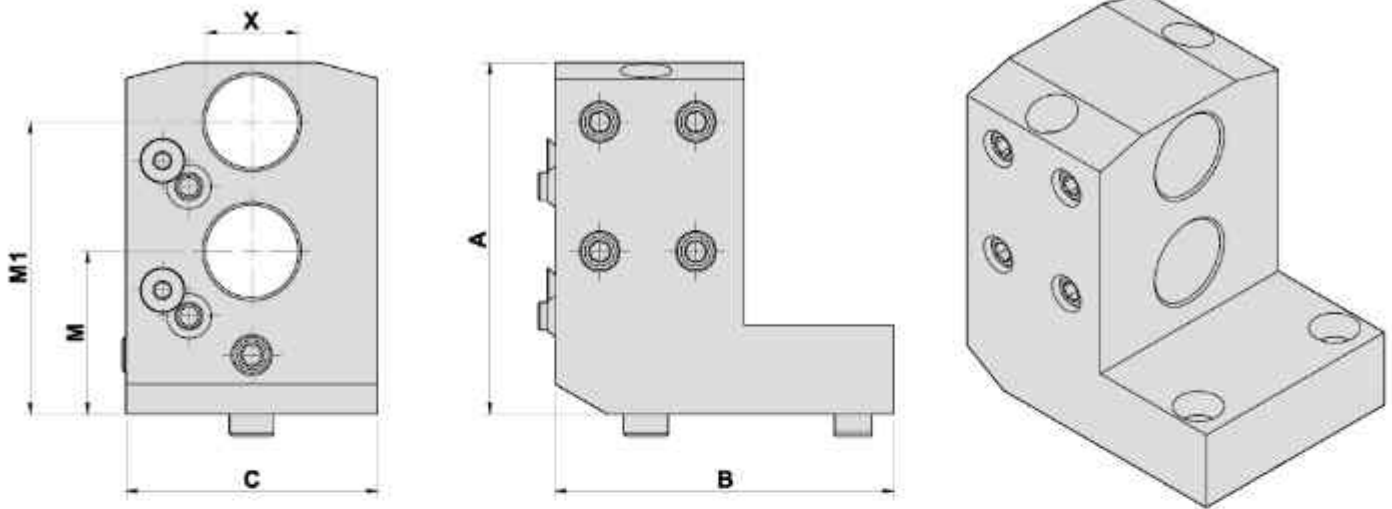
Models	A	B	C	E	F	G	H	Code No.	Order No.	(Kg) Weight
ABX-51TH3/64TH3 ABX-51SY2/64SY2 BND-51S2 BND-51C2 BND-51SY2 BND-34S5/34SY5 BNE-51S5/51SY5 BNE-34S3/51S BNJ-34S3/42S3/51S3 BNJ-34SY3/42SY3/51SY3 BNJ-34S2/42S2/51S2 BNJ-34SY2/42SY2/51SY2 BNJ-34S/42S/34SY/42SY LZ-01R2/01RY2 LZ-02R2/02RY2	133	74	90	97	23	16	32	706031-000	ABX-R25-90-H	2.4

DOUBLE BORING BAR HOLDER

Evermore

TYPE MIYANO BNA

雙內孔刀座

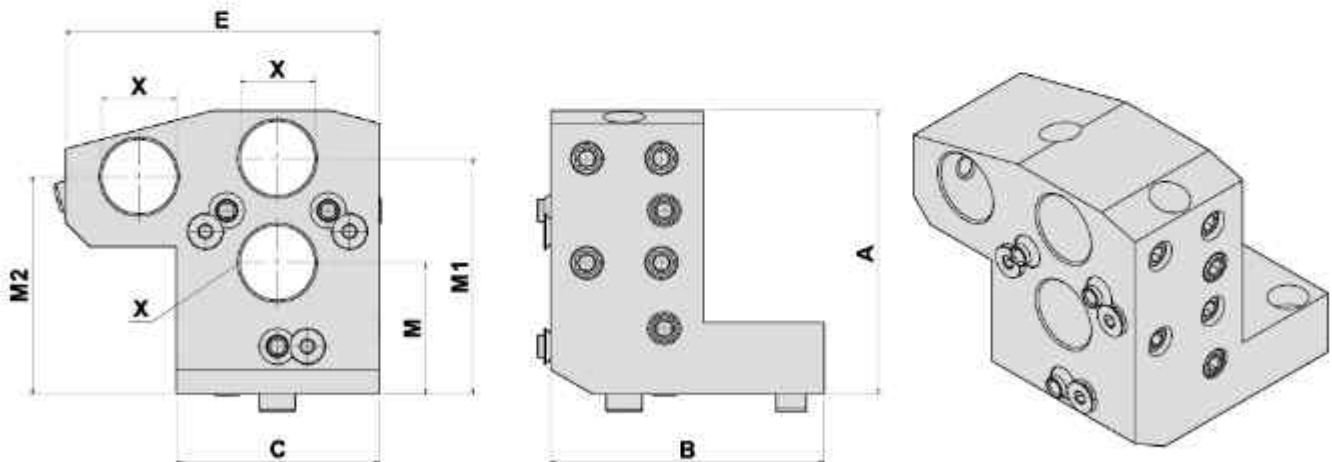


DIMENSIONS

● External coolant supply 外部出水

Models	X	A	B	C	M	M1	Code No.	Order No.	(Kg) Weight
BNA-34C/42C/34S/42S BNA-34DHY/42DHY BNA-42MSY	25	95	91.5	68	44	79	30603A-000	BNA-B25x2-79	2.6

THREE POSITION BORING BAR HOLDER 三內孔刀座



DIMENSIONS

● External coolant supply 外部出水

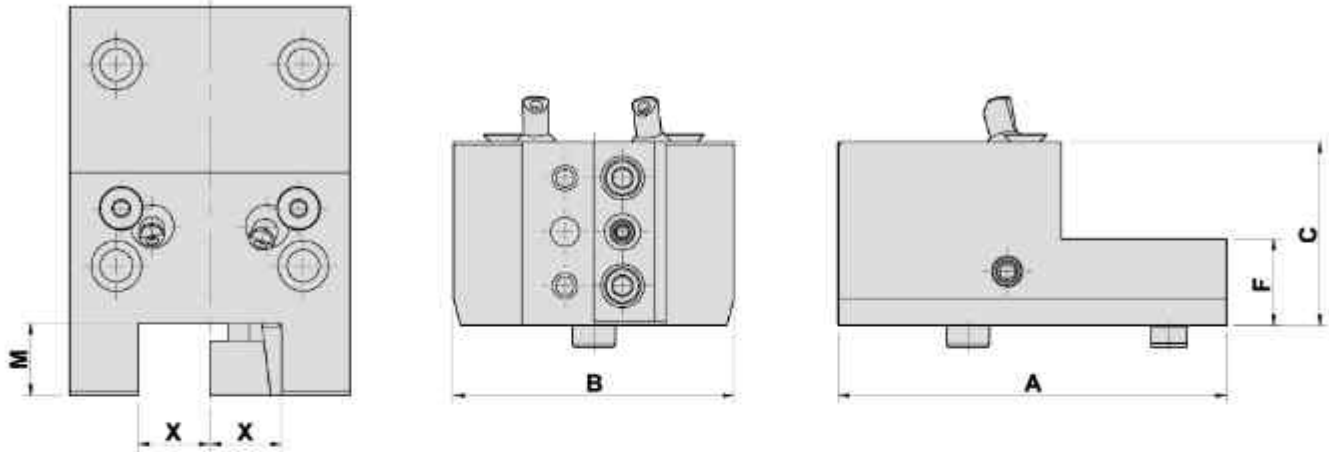
Models	X	A	B	C	E	M	M1	M2	Code No.	Order No.	(Kg) Weight
BNA-34C/42C/34S/42S BNA-34DHY/42DHY BNA-42MSY	25	95	91.5	68	105	44	79	72.9	30603B-000	BNA-B25x3-79	2.8

TURNING HOLDER

Evermore

TYPE MIYANO BNA

外徑刀座



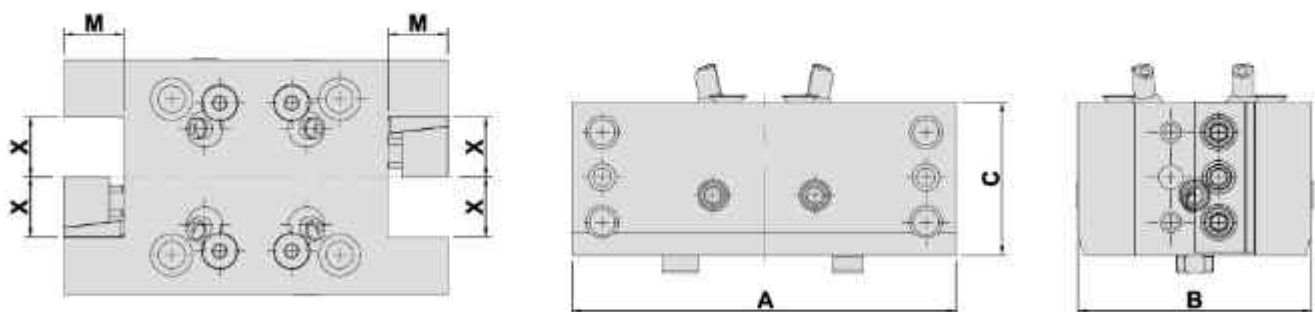
DIMENSIONS

● External coolant supply 外部出水

Models	X	A	B	C	F	M	Code No.	Order No.	(Kg) Weight
BNA-34C/42C/34S/42S BNA-34DHY/42DHY BNA-42MSY	20	108	78	51	24	20	40503A-000	BNA-C20-50	2.2

DOUBLE SIDE TURNING HOLDER

雙側外徑刀座



DIMENSIONS

● External coolant supply 外部出水

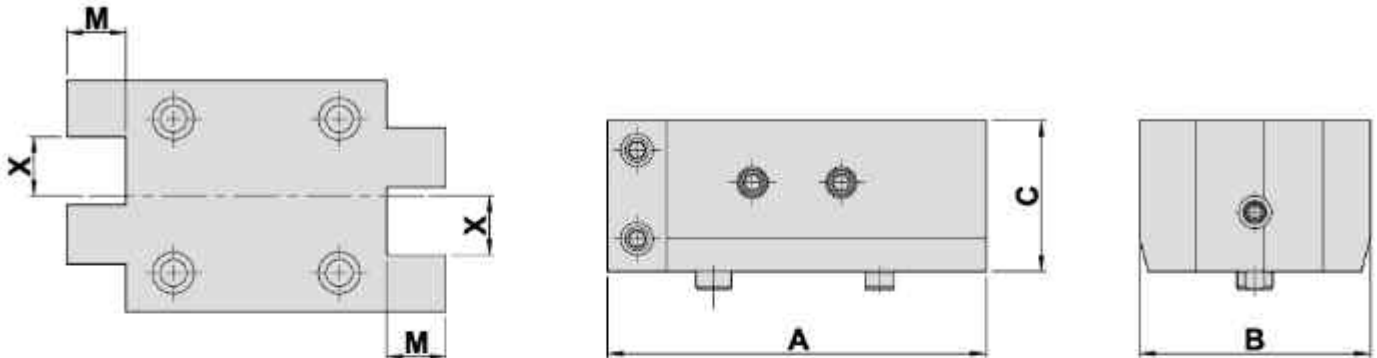
Models	X	A	B	C	M	Code No.	Order No.	(Kg) Weight
BNA-34C/42C/34S/42S BNA-34DHY/42DHY BNA-42MSY	20	128	78	51	20	40503B-000	BNA-C20x2-50	3.1
	19.05	128	78	51	19.05	4E1031-000	BNA-C19.05x2-50	3.1

DOUBLE SIDE TURNING HOLDER

Evermore

TYPE MIYANO ABX

雙側外徑刀座



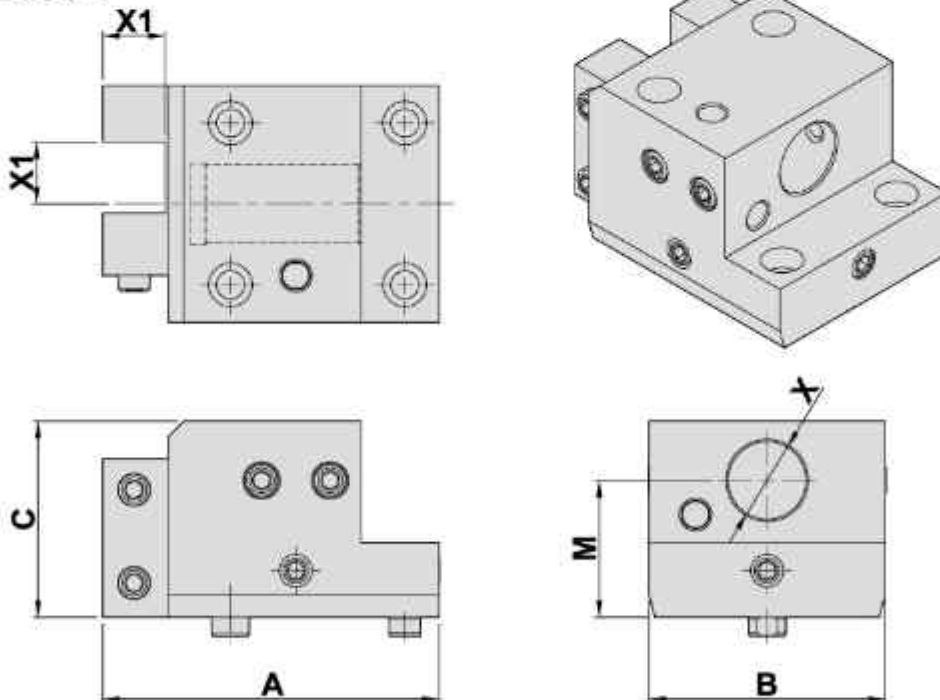
DIMENSIONS

● External coolant supply 外部出水

Models	X	A	B	C	M	Code No.	Order No.	(Kg) Weight
BNA-34C/42C/34S/42S BNA-34DHY/42DHY BNA-42MSY	20	128	78	51	20	40503F-000	CG73L000-C20x2-50	3.2

BORING BAR AND SINGLE TURNING HOLDER

內孔 - 單外徑刀座

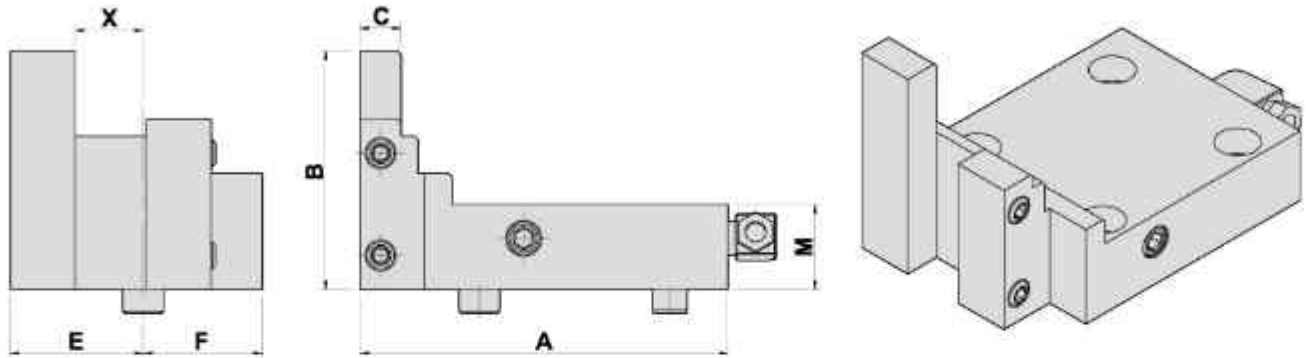


DIMENSIONS

● External coolant supply 外部出水

Models	X	X1	A	B	C	M	Code No.	Order No.	(Kg) Weight
BNA-34C/42C/34S/42S BNA-34DHY/42DHY BNA-42MSY	25	20	108	76	63	44	40503G-000	BNA-CG73J000	2.8

切斷刀座



DIMENSIONS

● External coolant supply 外部出水

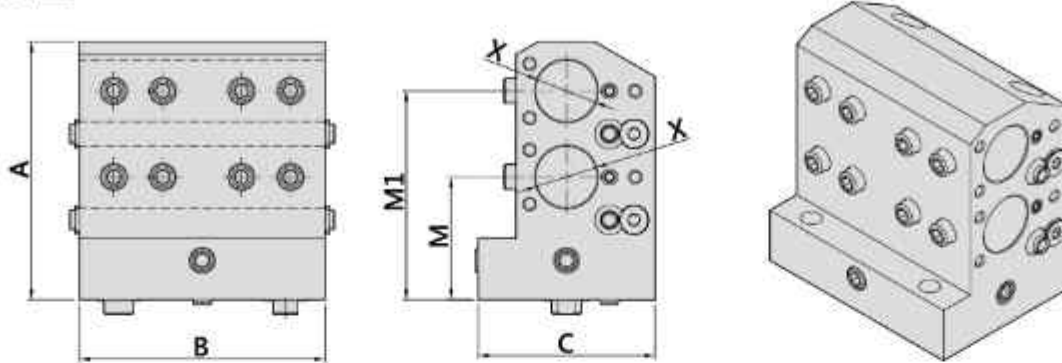
Models	X	A	B	C	E	F	Code No.	Order No.	(Kg) Weight
BNA-34C/42C/34S/42S BNA-34DHY/42DHY BNA-42MSY	20	108	70	12	39	35	705034-000	BNA-R20-70	1.6

DOUBLE BORING BAR HOLDER

Evermore

TYPE MIYANO BNE

雙內孔刀座

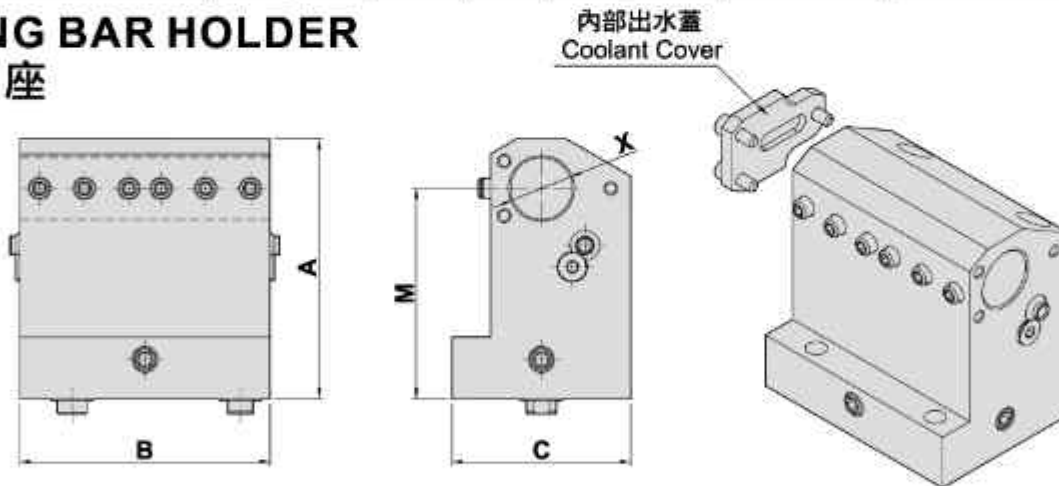


DIMENSIONS

- External coolant supply 外部出水
- Internal coolant supply 內部出水

Models	X	A	B	C	M	M1	Code No.	Order No.	(Kg) Weight
ABX-51TH3/64TH3 ABX-51SY2/64SY2 BND-51S2 BND-51C2 BND-51SY2 BND-34S5/34SY5 BNE-51S5/51SY5 BNE-34S3/51S BNJ-34S3/42S3/51S3 BNJ-34SY3/42SY3/51SY3 BNJ-34S2/42S2/51S2 BNJ-34SY2/42SY2/51SY2 BNJ-34S/42S/34SY/42SY LZ-01R2/01RY2 LZ-02R2/02RY2	25	105	92	72	50	85	306034-000	BNE-B25x2-85	3.6
	25	105	100	72	50	85	30603Q-000	BNE-B25x2-85-100L	4
	25.4	105	92	72	50	85	3F1031-000	BNE-B25.4x2-85	3.6

BORING BAR HOLDER 內孔刀座



DIMENSIONS

- External coolant supply 外部出水
- Internal coolant supply 內部出水

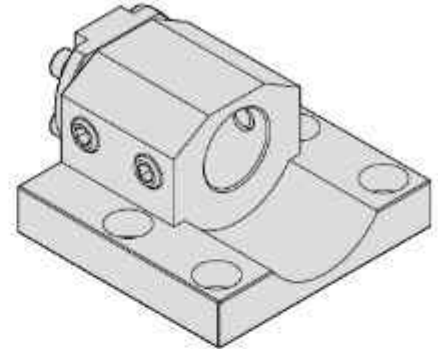
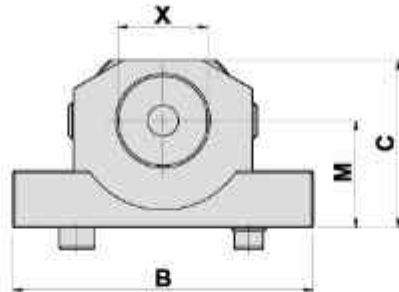
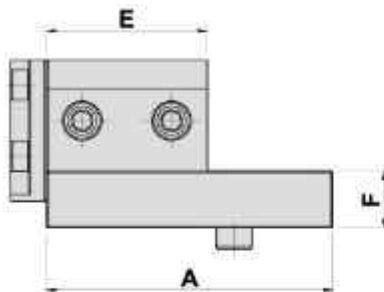
Models	X	A	B	C	M	Code No.	Order No.	(Kg) Weight
ABX-51TH3/64TH3 ABX-51SY2/64SY2 BND-51S2 BND-51C2 BND-51SY2 BND-34S5/34SY5 BNE-51S5/51SY5 BNE-34S3/51S BNJ-34S3/42S3/51S3 BNJ-34SY3/42SY3/51SY3 BNJ-34S2/42S2/51S2 BNJ-34SY2/42SY2/51SY2 BNJ-34S/42S/34SY/42SY LZ-01R2/01RY2 LZ-02R2/02RY2	25	105	100	72	85	30603K-000	BNE-B25-85-100L	4.2

BORING BAR HOLDER

Evermore

TYPE MIYANO BNJ

内孔刀座



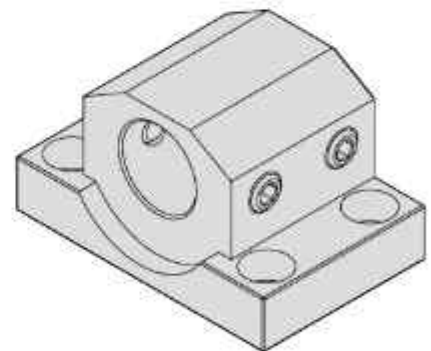
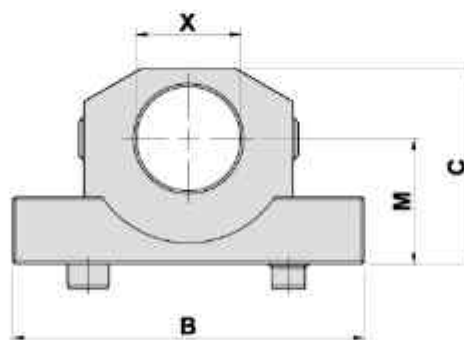
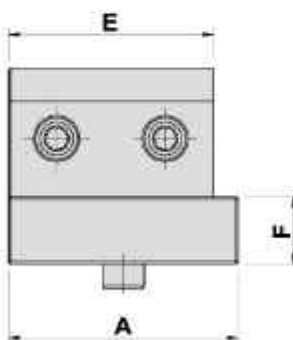
DIMENSIONS

● Internal coolant supply 内部出水

Models	X	A	B	C	E	F	M	Code No.	Order No.	(Kg) Weight
BNJ-34S3/42S3/51S3 BNJ-34SY3/42SY3/51SY3 BNJ-34S2/42S2/51S2 BNJ-34SY2/42SY2/51SY2	25	80	84	47	45	16	30	30603C-000	4W74A000- BNJ-B25-30-A	1.2

BORING BAR HOLDER

内孔刀座



DIMENSIONS

● External coolant supply 外部出水

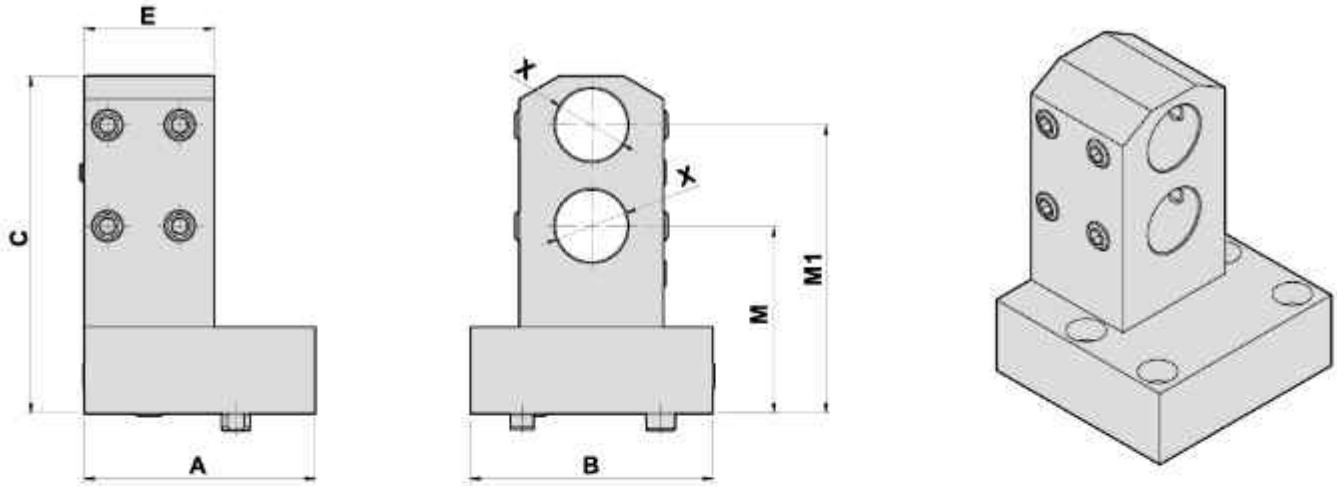
Models	X	A	B	C	E	F	M	Code No.	Order No.	(Kg) Weight
BNJ-34S3/42S3/51S3 BNJ-34SY3/42SY3/51SY3 BNJ-34S2/42S2/51S2 BNJ-34SY2/42SY2/51SY2 BNJ-34S/42S/34SY/42SY	25	55	84	47	49	16	30	30603D-000	2K749001- BNJ-B25-30	0.9

DOUBLE BORING BAR HOLDER

Evermore

TYPE MIYANO BNJ

雙內孔刀座



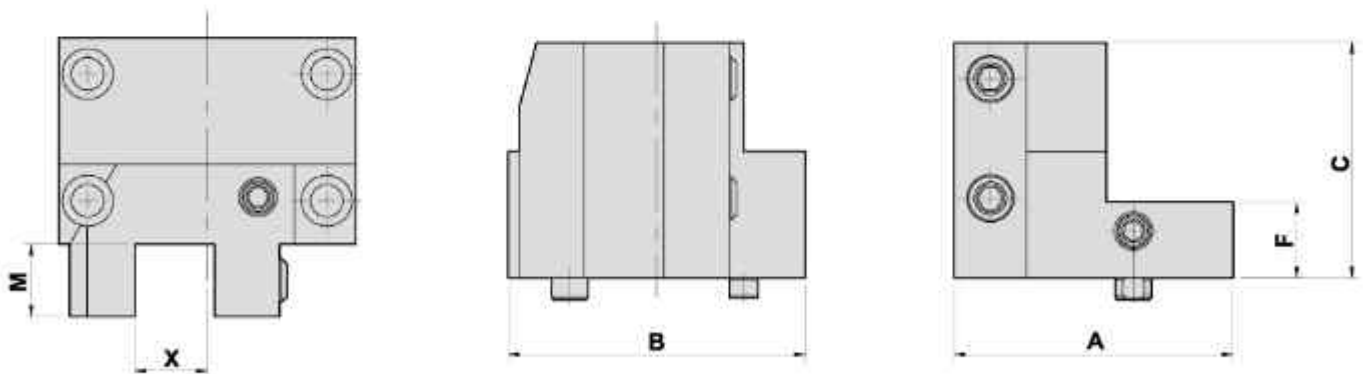
DIMENSIONS

• Internal, External coolant supply 內外部出水

Models	X	A	B	C	E	M	M1	Code No.	Order No.	(Kg) Weight
BNJ51-SY6	25	80	84	117	45	65	100	30603P-000	DV73B000-BNJ-B25x2	2.7

TURNING HOLDER

外徑刀座



DIMENSIONS

• External coolant supply 外部出水

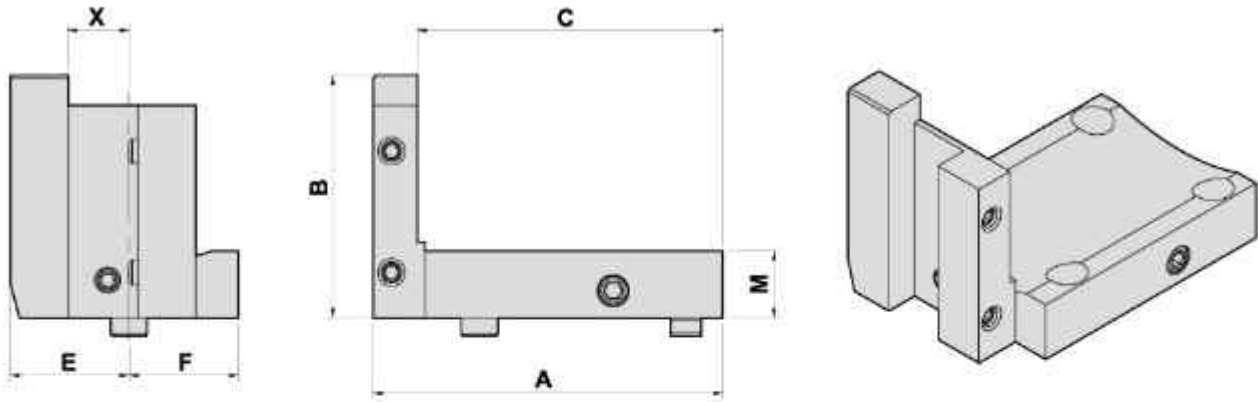
Models	X	A	B	C	F	M	Code No.	Order No.	(Kg) Weight
BNJ51-SY6	20	77	82	65	21	20	40503C-000	DV73A000-BNJ-C20	1.6

CUTTING HOLDER

Evermore

TYPE MIYANO BNA-BNB

切斷刀座



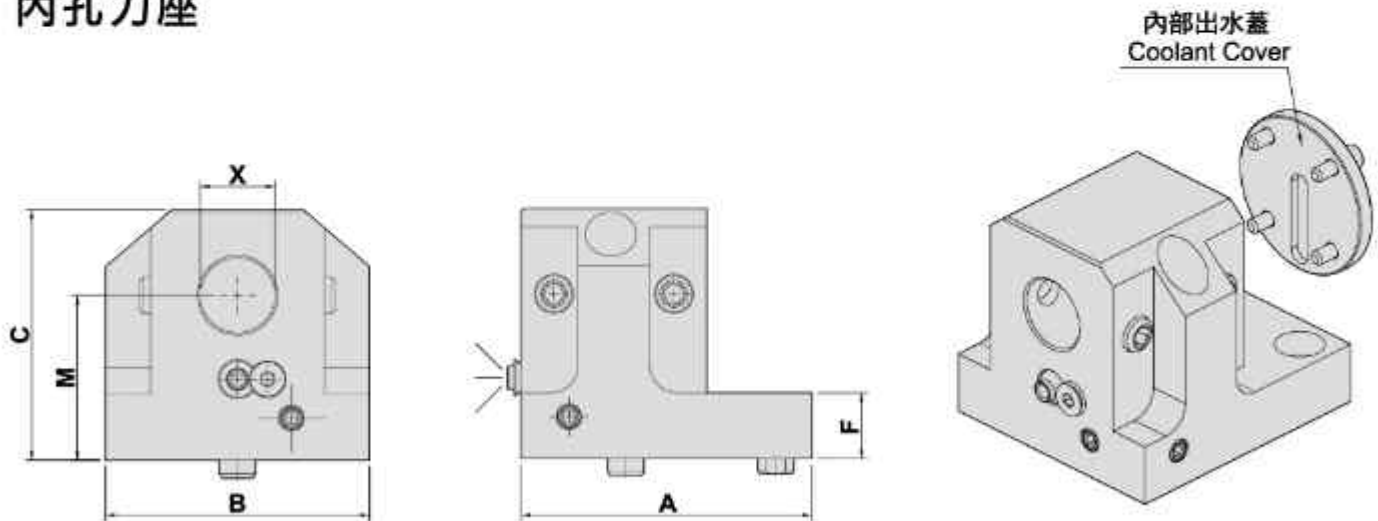
DIMENSIONS

● External coolant supply 外部出水

Models	X	A	B	C	E	F	M	Code No.	Order No.	(Kg) Weight
BNJ-34S3/42S3/51S3 BNJ-34SY3/42SY3/51SY3 BNJ-34S2/42S2/51S2 BNJ-34SY2/42SY2/51SY2 BNJ-34S/42S/34SY/42SY	20	115	80	101	39	36	22	705037-000	2X782401-R20-12	1.4

BORING BAR HOLDER

內孔刀座



DIMENSIONS

● External coolant supply 外部出水
● Internal coolant supply 内部出水

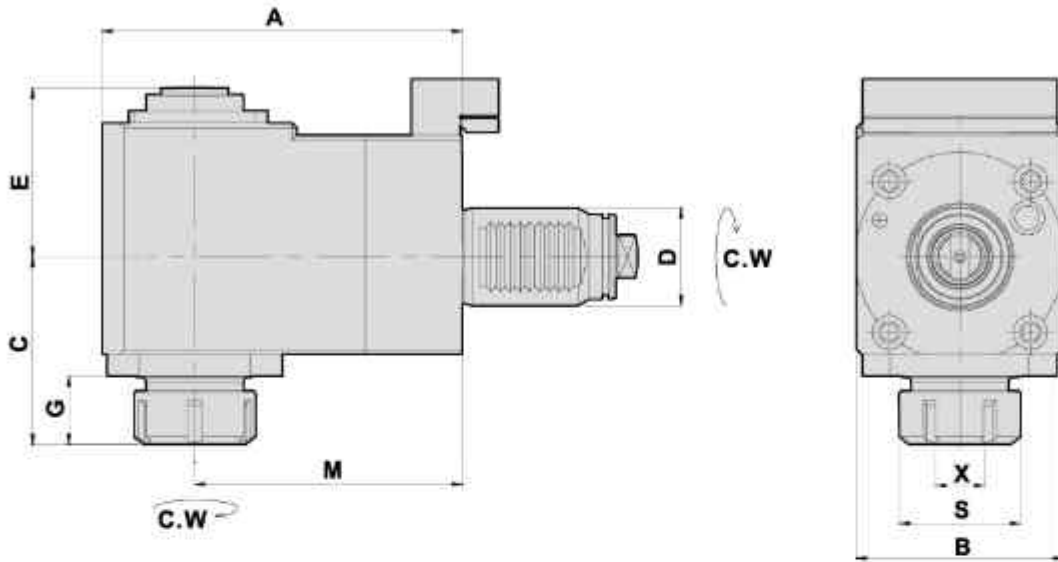
Models	X	A	B	C	F	M	Code No.	Order No.	(Kg) Weight
LX-06E2	25	97	88	83.5	22	55	306038-000	LX-06E2-B25-55	3

RADIAL MILLING AND DRILLING HEAD

Evermore

TYPE MURATEC

徑向鑽銑刀座 (90°)



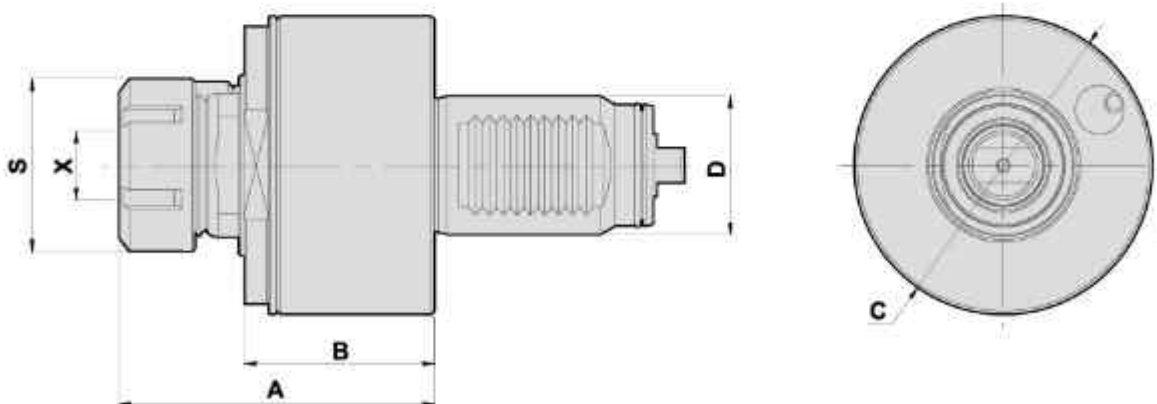
- To be used for collet DIN 6499
- External coolant supply
- Collet is not included

DIMENSIONS

Models	D	X Capacity	S	Maximum R.P.M.	A	B	C	E	G	M	Code No.	Order No.	(Kg) Weight
MT20	40	2-20 ER32	50	5000	148	85	79	69	30	110	2401FB-000	FR40-M-1809-32-110	9.5

AXIAL MILLING AND DRILLING HEAD

軸向鑽銑刀座 (0°)



- To be used for collet DIN 6499
- External coolant supply
- Collet is not included

DIMENSIONS

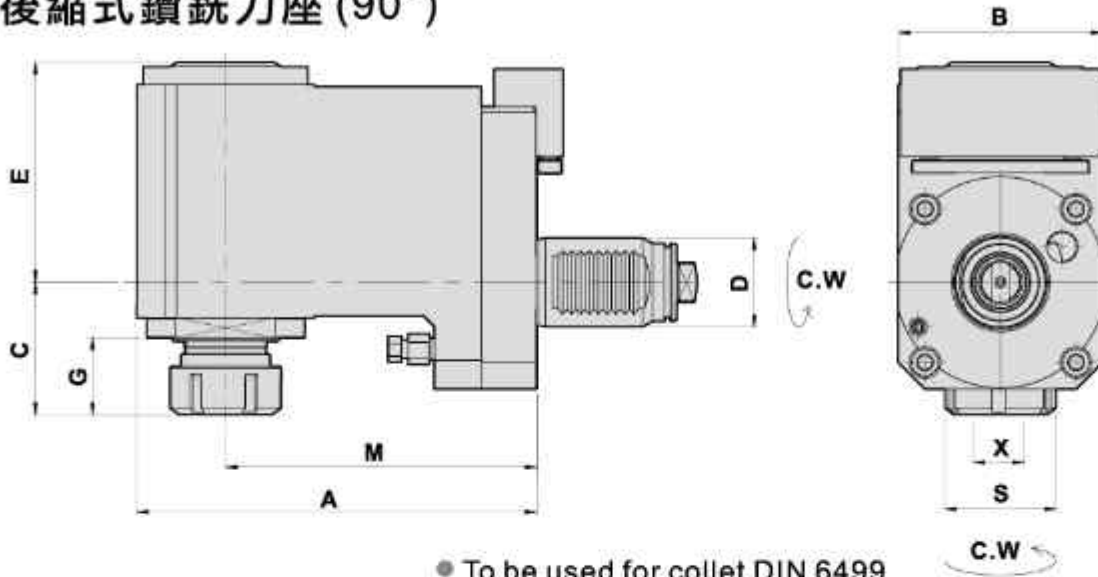
Models	D	X Capacity	S	Maximum R.P.M.	A	B	C	Code No.	Order No.	(Kg) Weight
MT20 MT25	40	2-20 ER32	50	6000	92	56	86	1401FA-000	DA40-M-1809-ER32	3.1

RADIAL DRILLING AND MILLING HEAD OFFSET

Evermore

TYPE MURATEC

徑向後縮式鑽銑刀座 (90°)



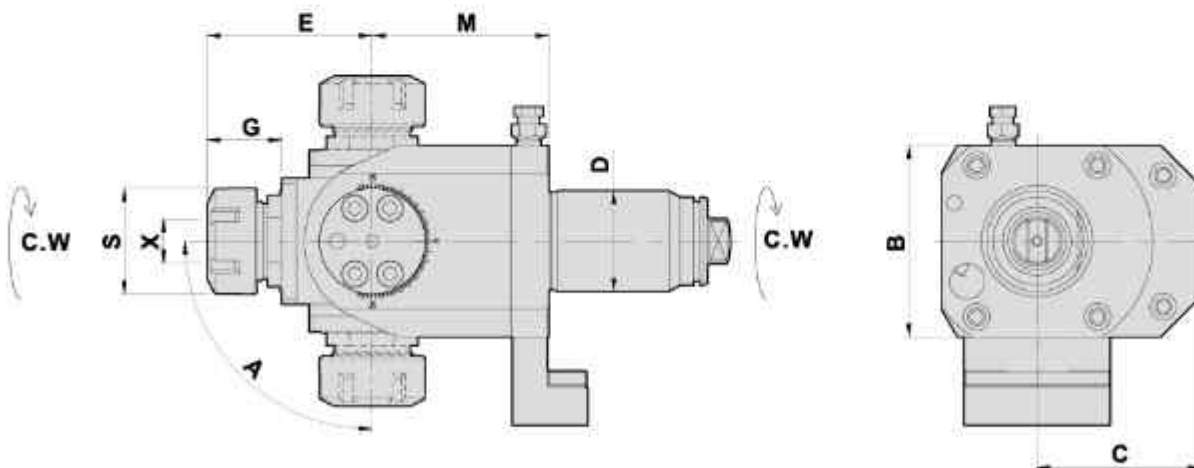
- To be used for collet DIN 6499
- External coolant supply
- Collet is not included

DIMENSIONS

Models	D	X Capacity	S	Maximum R.P.M.	A	B	C	G	E	M	Code No.	Order No.	(Kg) Weight
MT25	40	2-20 ER32	50	5000	180	92	60	35	99	140	2401FC-000	MT25-BR40-M-1809-32-140	14.1
MT20	40	2-20 ER32	50	5000	147	80	49	36	93	110	2401FG-000	BR40-M-1809-32-110	9.4
MT25	40	2-20 ER32	50	5000	180	92	61	38	105	140	*2401FL-000	TA-MT25-BR40-M-1809-32-140	14.3

*HEAVY CUTTING (重切削)

ANGULAR HEAD 萬向鑽銑刀座



- To be used for collet DIN 6499
- External coolant supply
- Collet is not included

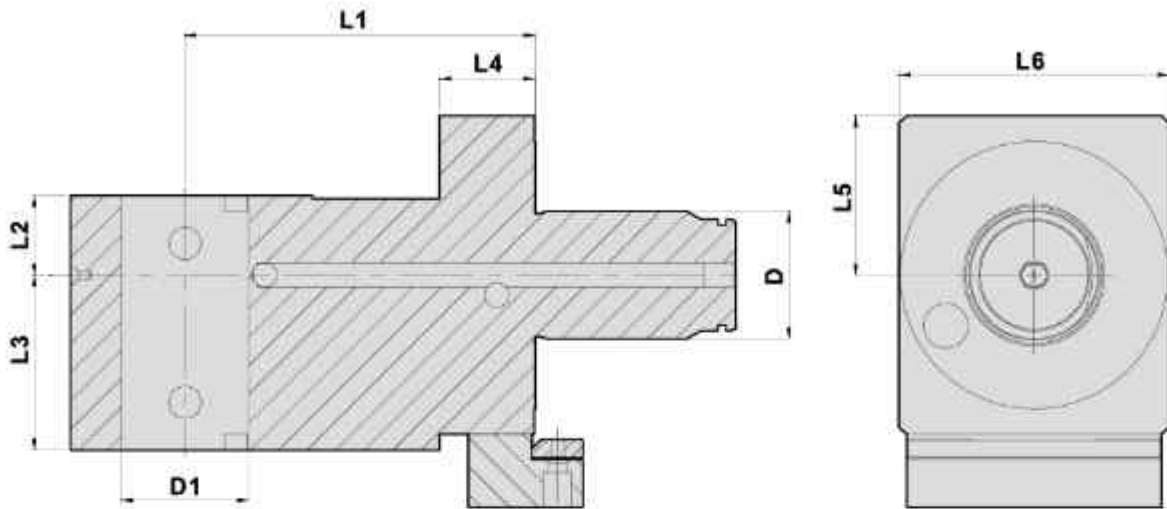
DIMENSIONS

Models	D	X Capacity	S	Maximum R.P.M.	A	B	C	G	E	M	Code No.	Order No.	(Kg) Weight
MT20 MT25	40	1-16 ER25	42	5000	±90°	76	65	29	65	70	1401FB-000	DA40-M-1809-25B	5.4

DOUBLE BORING BAR HOLDER

TYPE MURATEC

內孔雙向式刀座

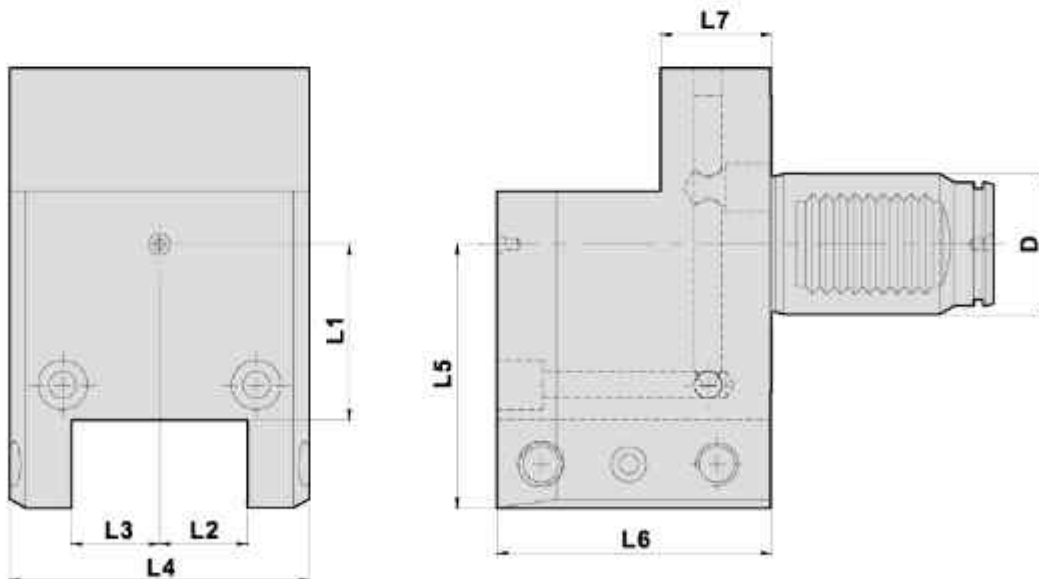


DIMENSIONS

● External, internal coolant supply

Models	D	D1	L1	L2	L3	L4	L5	L6	Code No.	Order No.	(Kg) Weight
MT20	40	40	110	25	55	30	50	85	308041-000	MT20-MU40-B40-110	8.3
MT25	40	40	140	25	55	30	40	86	308042-000	MT25-MU40-B40-140	9.7

TURNING HOLDER 外徑刀座



DIMENSIONS

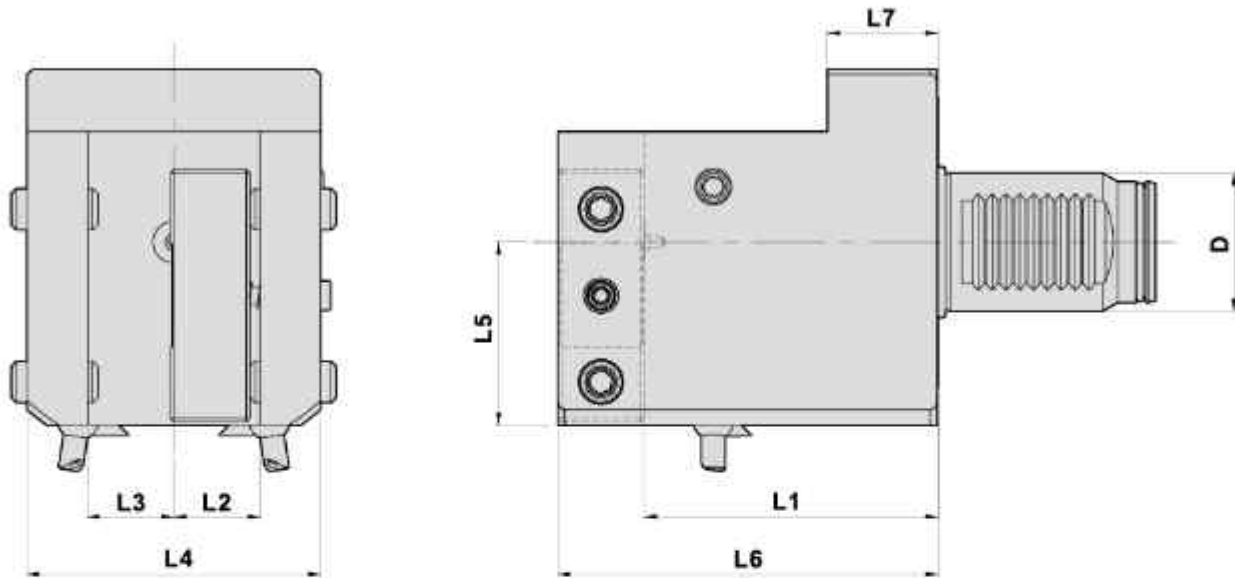
● External coolant supply

Models	D	L1	L2	L3	L4	L5	L6	L7	Code No.	Order No.	(Kg) Weight
MT20	40	50	25	25	85	75	78	32	406041-000	MT20-MU40-25T	5.4
MT25	40	25	25	25	92	50	112	32	406042-000	MT25-MU40-25T	5.4

FACING HOLDER

TYPE MURATEC

端面刀座



DIMENSIONS

● External, internal coolant supply

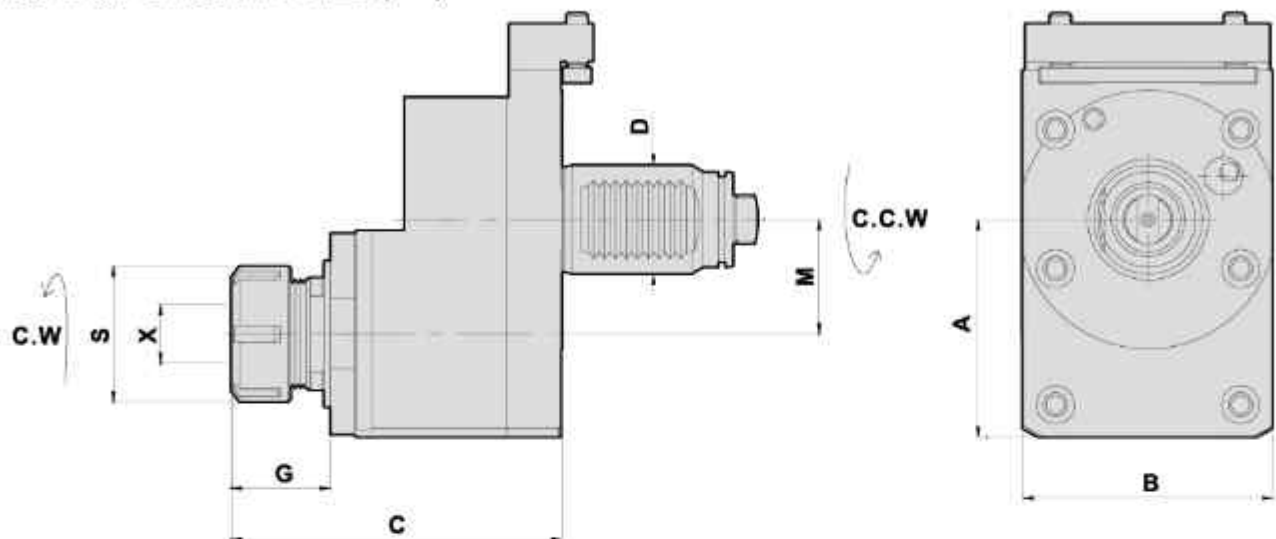
Models	D	L1	L2	L3	L4	L5	L6	L7	Code No.	Order No.	(Kg) Weight
MT20	40	85	25	25	85	53	110	32	506041-000	MT20-MU40-F25-110	6.6

AXIAL MILLING AND DRILLING HEAD OFFSET

Evermore

TYPE MURATEC

軸向偏心鑽銑刀座 (0°)



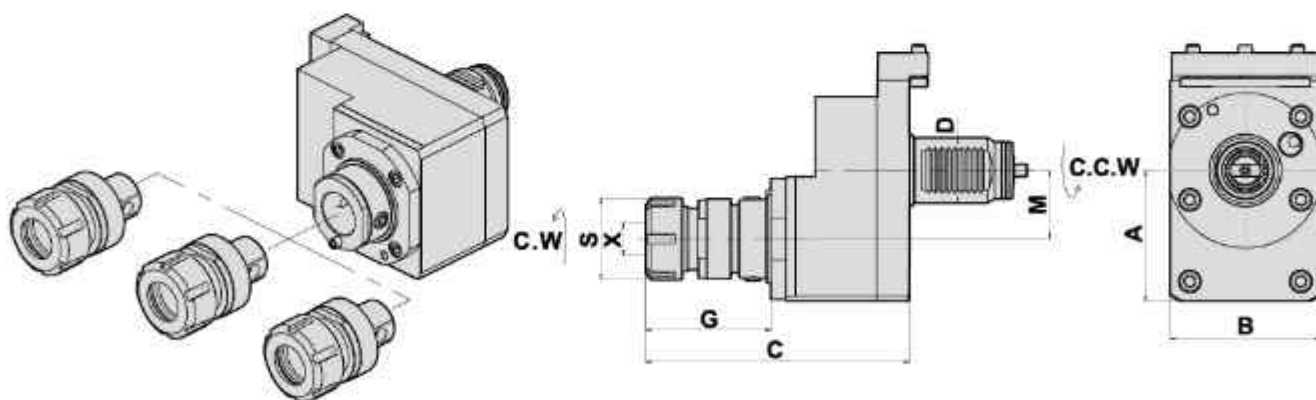
- To be used for collet DIN 6499
- External coolant supply
- Collet is not included

DIMENSIONS

Models	D	X Capacity	S	Maximum R.P.M.	A	B	C	G	M	Code No.	Order No.	(Kg) Weight
MT25	40	2-20 ER32	50	6000	80	92	122	37	42	1401FD-000	MT25-DA40-M-32-42	7.4

AXIAL MILLING AND DRILLING HEAD OFFSET-Quick-change Clamping System

軸向偏心快換鑽銑刀座 (0°)



- To be used for collet DIN 6499
- External coolant supply
- Collet is not included

DIMENSIONS

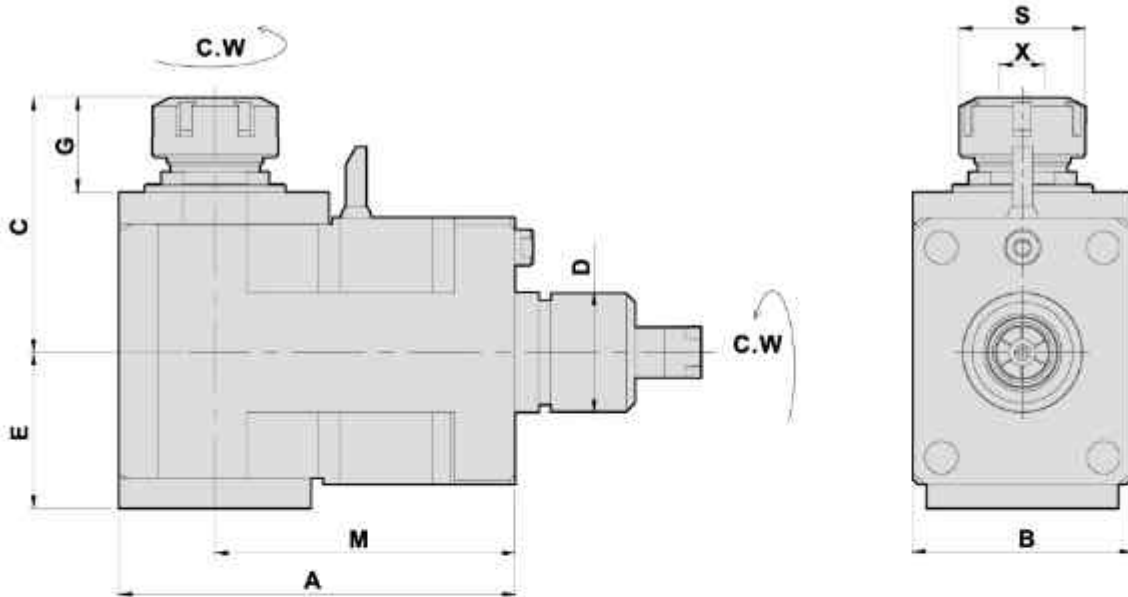
Models	D	X Capacity	S	Maximum R.P.M.	A	B	C	G	M	Code No.	Order No.	(Kg) Weight
MT25	40	2-20 ER32	50	6000	80	92	162	76	42	1401FK-000	MT25-DA40-1809-32-42-QF	7.9

RADIAL MILLING AND DRILLING HEAD

Evermore

TYPE MURATEC

徑向鑽銑刀座 (90°)



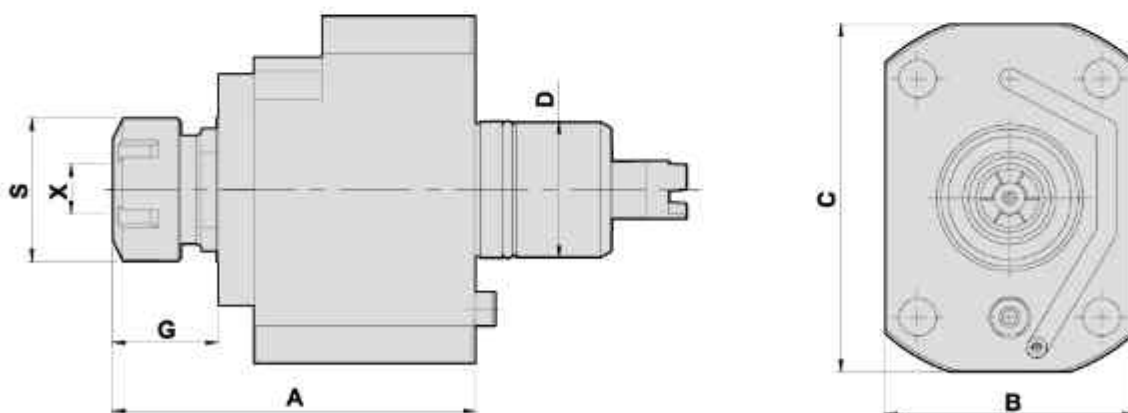
- To be used for collet DIN 6499
- External coolant supply
- Collet is not included

DIMENSIONS

Models	D	X Capacity	S	Maximum R.P.M.	A	B	C	E	G	M	Code No.	Order No.	(Kg) Weight
MT6	40	1-16 ER25	42	5000	132	73	85	53	32	100	240CFA-000	MT6-MDF40-25-100	5.9

AXIAL MILLING AND DRILLING HEAD

軸向鑽銑刀座 (0°)



- To be used for collet DIN 6499
- External coolant supply
- Collet is not included

DIMENSIONS

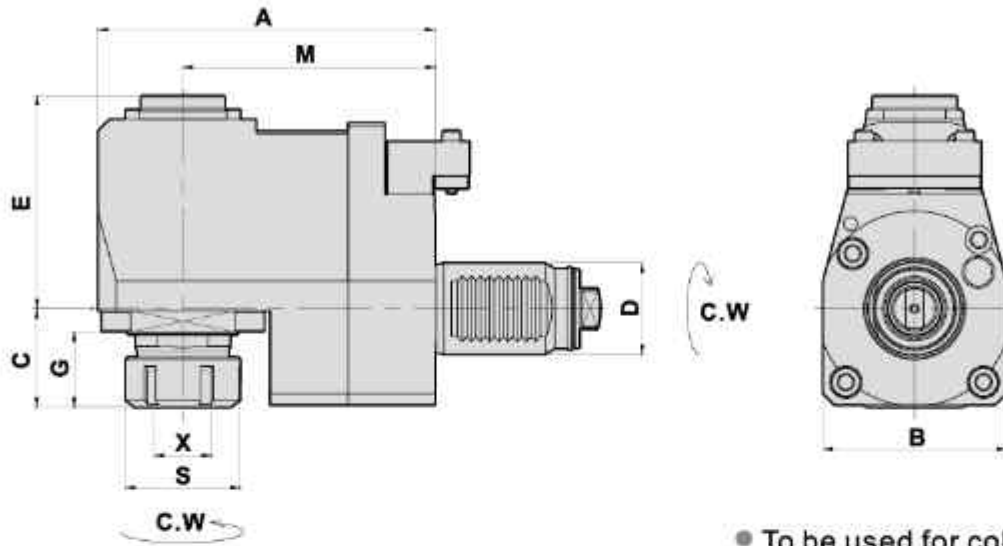
Models	D	X Capacity	S	Maximum R.P.M.	A	B	C	G	Code No.	Order No.	(Kg) Weight
MT6	40	1-16 ER25	42	6000	107	73	102	31	140CFA-000	MT6-MDA40-ER25	3.9

RADIAL MILLING AND DRILLING HEAD OFFSET

Evermore

TYPE MURATEC

徑向後縮鑽銑刀座 (90°)



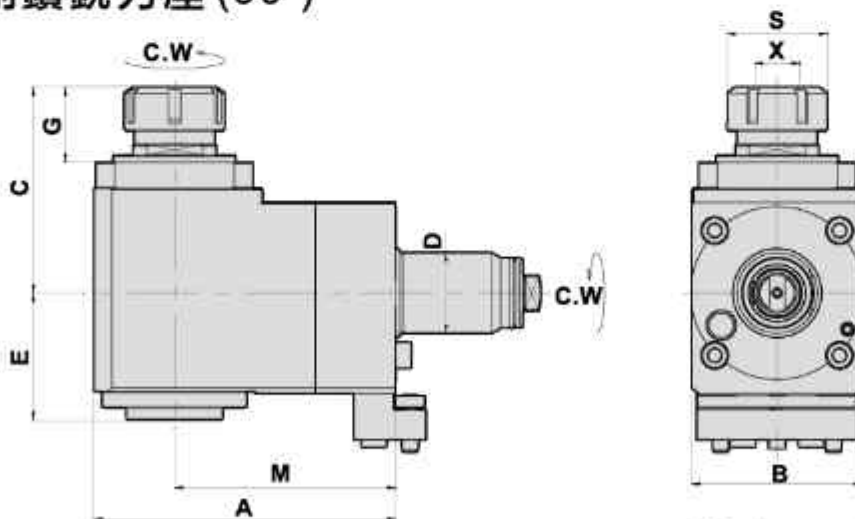
- To be used for collet DIN 6499
- External coolant supply
- Collet is not included

DIMENSIONS

Models	D	X Capacity	S	Maximum R.P.M.	A	B	C	E	G	M	Code No.	Order No.	(Kg) Weight
MT20	40	2-20 ER32	50	5000	147	80	49	93	36	110	2401FA-000	SH-BR40-M -1809-32-110	8.2

RADIAL MILLING AND DRILLING HEAD HEAVY CUTTING

徑向重切削鑽銑刀座 (90°)



- To be used for collet DIN 6499
- External coolant supply
- Collet is not included

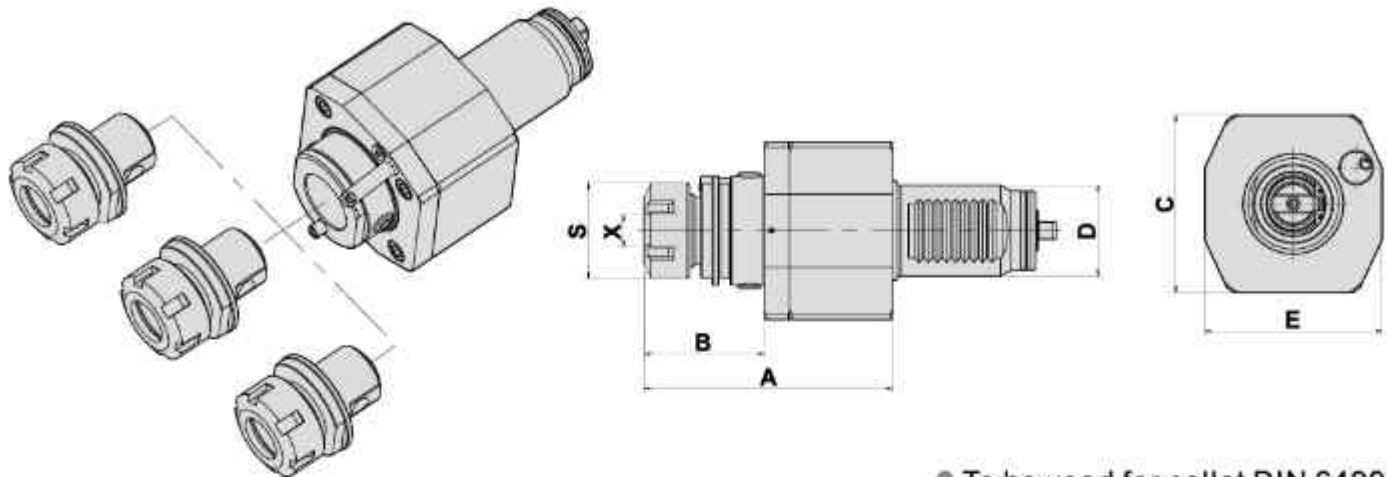
DIMENSIONS

Models	D	X Capacity	S	Maximum R.P.M.	A	B	C	E	G	M	Code No.	Order No.	(Kg) Weight
MT20	40	2-20 ER32	50	5000	150	85	103	63	37.5	110	2401FD-000	TA-FR40- 1809-32-110	11

AXIAL MILLING AND DRILLING HEAD Quick-change Clamping System

TYPE MURATEC

軸向快換鑽銑刀座 (0°)



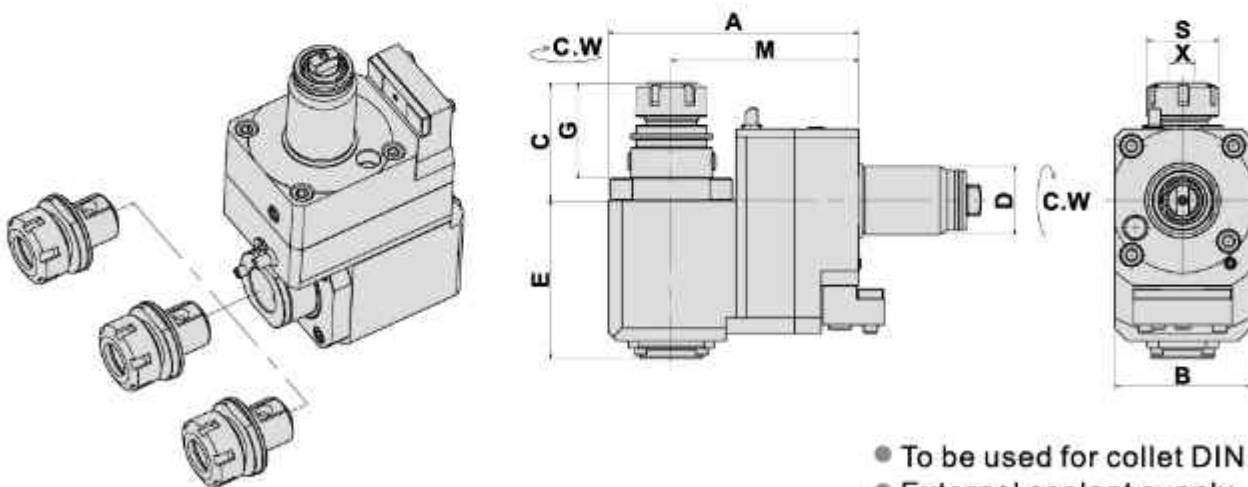
- To be used for collet DIN 6499
- External coolant supply
- Collet is not included

DIMENSIONS

Models	D	X Capacity	S	Maximum R.P.M.	A	B	C	E	Code No.	Order No.	(Kg) Weight
MT20 MT25	40	1-16 ER25	42	6000	110	53	78	78	1401FE-000	DA40-M-1809- ER25-QF	3.2

RADIAL MILLING AND DRILLING HEAD Quick-change Clamping System

徑向快換鑽銑刀座 (90°)



- To be used for collet DIN 6499
- External coolant supply
- Collet is not included

DIMENSIONS

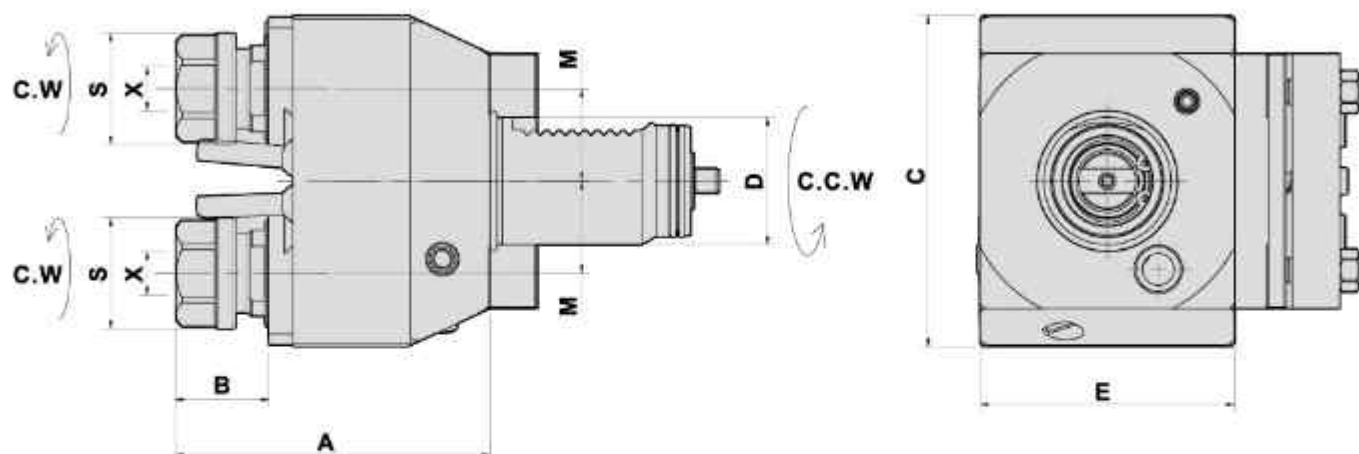
Models	D	X Capacity	S	Maximum R.P.M.	A	B	C	E	G	M	Code No.	Order No.	(Kg) Weight
MT20	40	1-16 ER25	42	5000	147	80	69	93	56	110	2401FJ-000	BR40-M-1809- -25-110-QF	9.7
MT25	40	2-20 ER32	50	5000	180	92	100	99	76	140	2401FK-000	BR40-M-1809- -32-140-QF	14.6

AXIAL MILLING AND DRILLING HEAD DOUBLE HEAD, Y OFFSET

Evermore

TYPE MURATEC

軸向鑽銑刀座-雙頭Y軸偏心 (0°)



- To be used for collet DIN 6499
- External coolant supply
- Collet is not included

DIMENSIONS

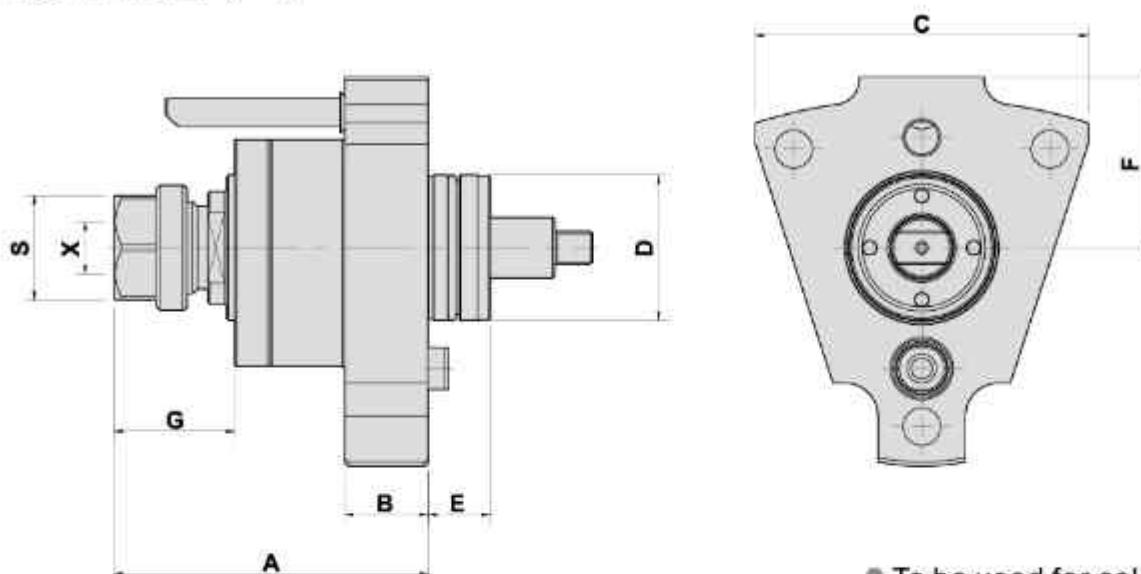
Models	D	X Capacity	S	Maximum R.P.M.	A	B	C	E	M	Code No.	Order No.	(Kg) Weight
MT20 MT25	40	1-13 ER20	35	6000	99	29.3	104	80	29	1401FG-000	DA40-M- 1809-20DY	5.1

AXIAL MILLING AND DRILLING HEAD

Evermore

TYPE MURATEC

軸向鑽銑刀座 (0°)



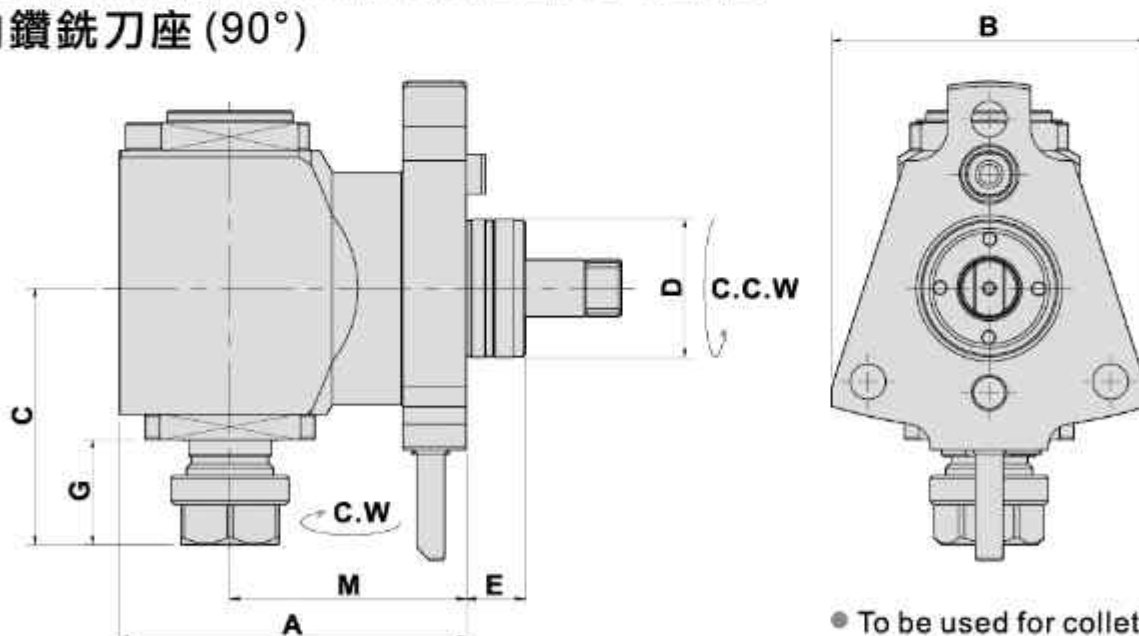
- To be used for collet DIN 6499
- External coolant supply
- Collet is not included

DIMENSIONS

Models	D	X Capacity	S	Maximum R.P.M.	A	B	C	E	F	G	Code No.	Order No.	(Kg) Weight
MT20-MW	35	1-10 ER16	30	6000	75.5	20	80	15	41	29	1351FA-000	MW40-DA35 -ER16	1.5

RADIAL MILLING AND DRILLING HEAD

徑向鑽銑刀座 (90°)



- To be used for collet DIN 6499
- External coolant supply
- Collet is not included

DIMENSIONS

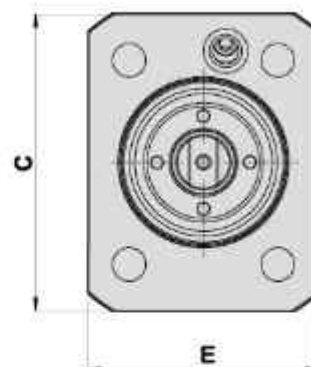
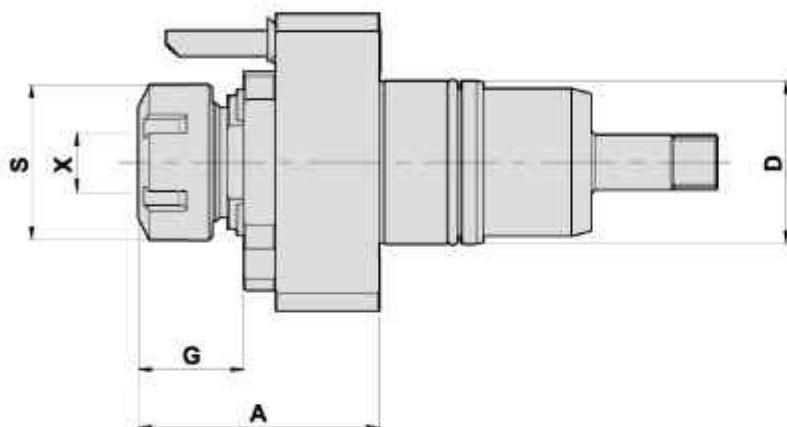
Models	D	X Capacity	S	Maximum R.P.M.	A	B	C	E	G	M	Code No.	Order No.	(Kg) Weight
MT20-MW	35	1-10 ER16	30	5000	88	80	65	45	26.5	60	2351FA-000	MW40-DF35 -16-60	2.4

AXIAL MILLING AND DRILLING HEAD

Evermore

TYPE MURATEC

軸向鑽銑刀座 (0°)



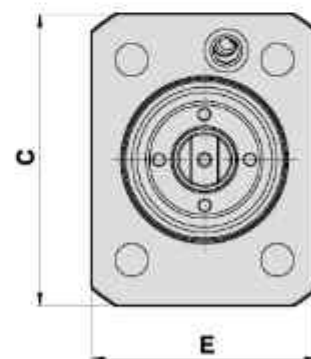
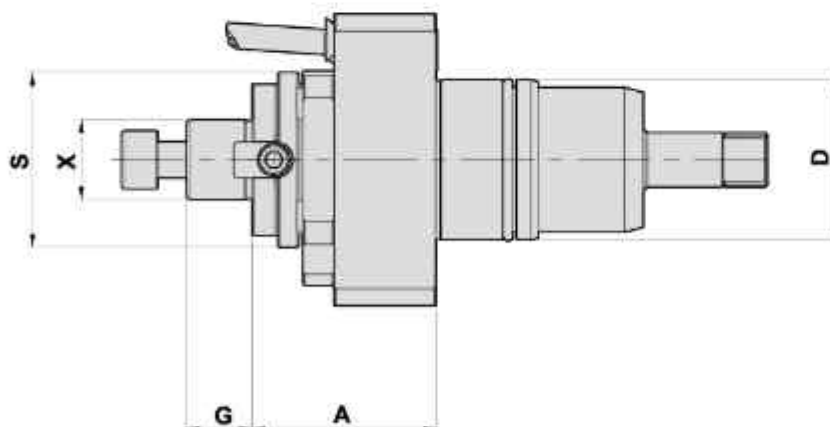
- To be used for collet DIN 6499
- External coolant supply
- Collet is not included

DIMENSIONS

Models	D	X Capacity	S	Maximum R.P.M.	A	C	E	G	Code No.	Order No.	(Kg) Weight
MT100	44	1-16 ER25	42	6000	65	80	62	29	1441FA-000	MT100-DA44-ER25	2.1
MT100	44	1-13 ER20	35	6000	64.5	80	62	28	1441FD-000	MT100-DA44-ER20	1.9

AXIAL MILLING AND DRILLING HEAD

軸向銑削刀座 (0°)



- To be used for collet DIN 6499
- External coolant supply
- Collet is not included

DIMENSIONS

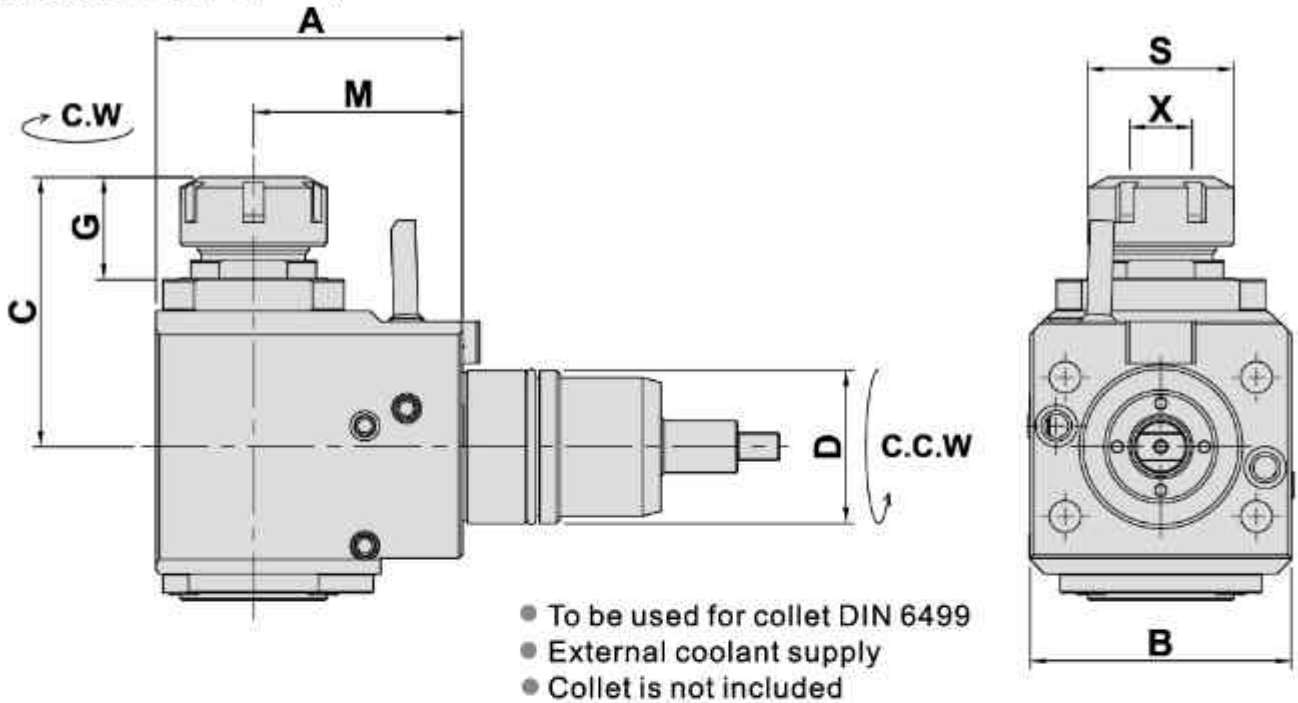
Models	D	X	S	Maximum R.P.M.	A	C	E	G	Code No.	Order No.	(Kg) Weight
MT100	44	22	48	6000	50.5	80	62	18	1441FB-000	MT100-DA44-22C	1.9

RADIAL MILLING AND DRILLING HEAD

Evermore

TYPE MURATEC

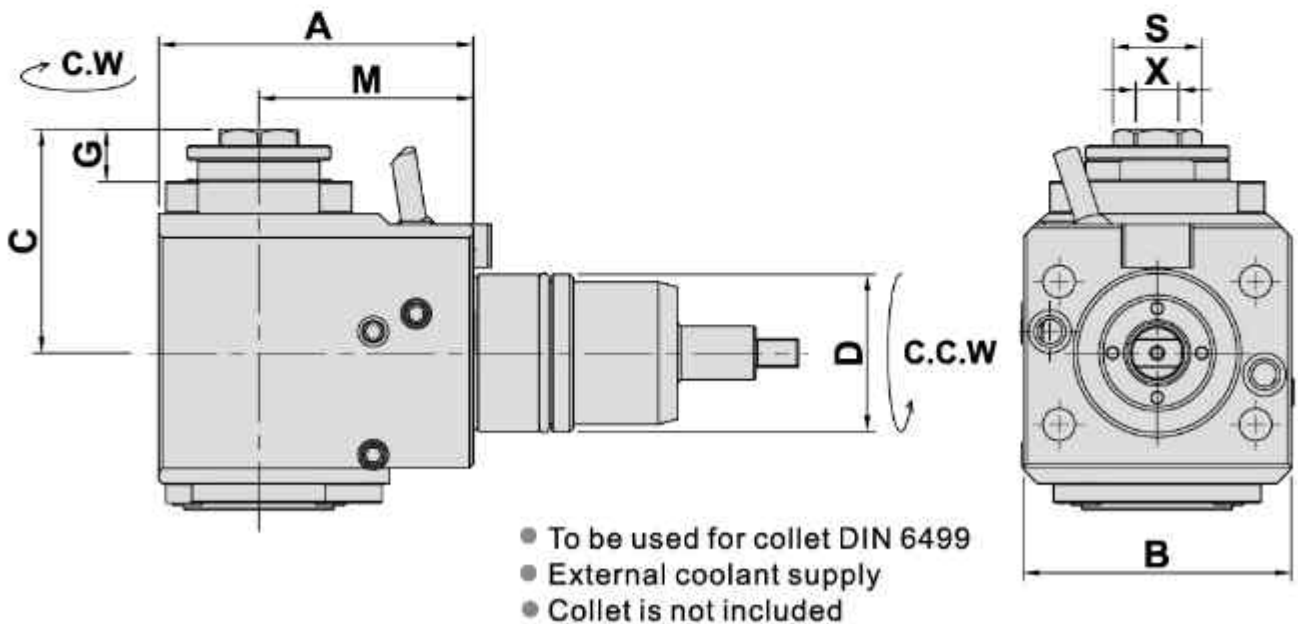
徑向鑽銑刀座(90°)



Models	D	X Capacity	S	Maximum R.P.M.	A	B	C	G	M	Code No.	Order No.	(Kg) Weight
MT100	44	1-16 ER25	42	5000	88	75	77.5	29.5	60	2441FA-000	MT100-DF44-25-60	4.4

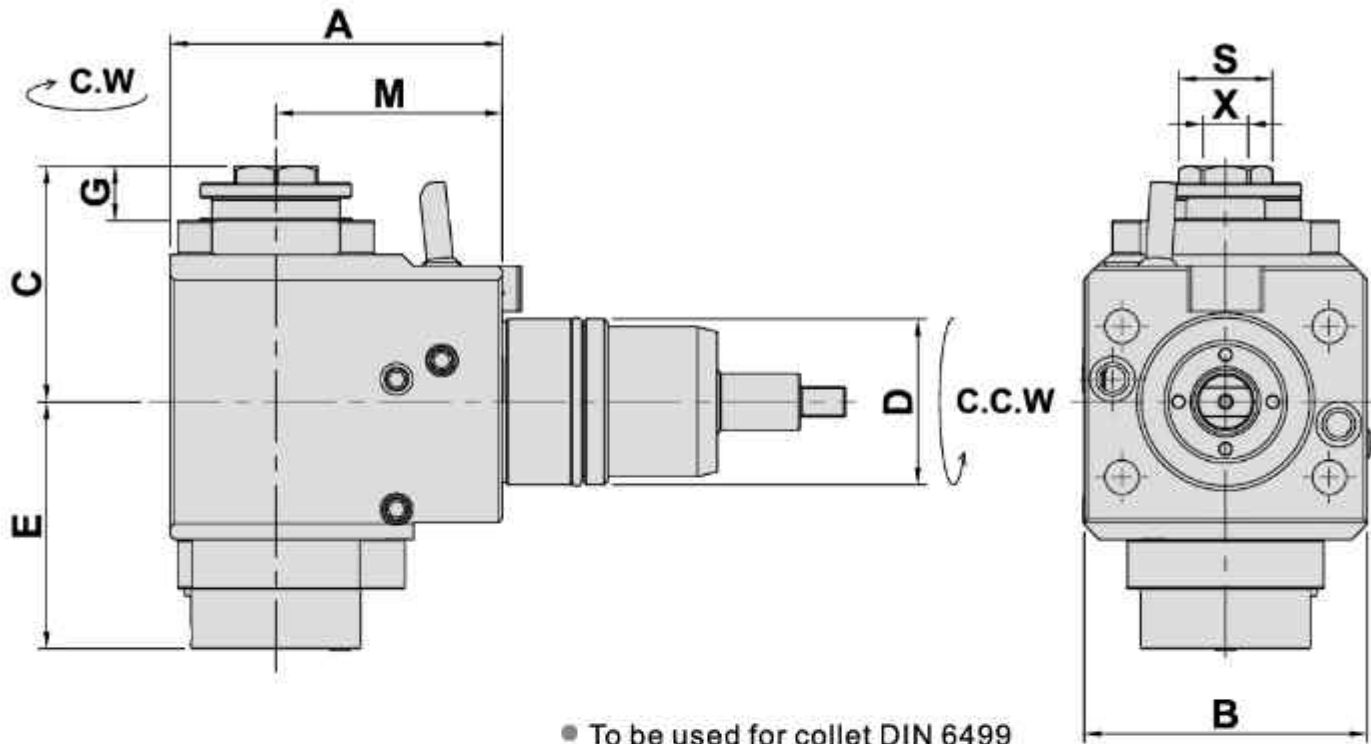
RADIAL MILLING AND DRILLING HEAD

徑向鑽銑刀座(90°)



Models	D	X Capacity	S	Maximum R.P.M.	A	B	C	G	M	Code No.	Order No.	(Kg) Weight
MT100	44	1-13 ER20A	25.8	5000	88	75	62.5	14.5	60	2441FB-000	MT100-DF44-20A-60	4.3

徑向鑽銑刀座(90°)



- To be used for collet DIN 6499
- Internal coolant supply:50bar 中心出水
- Collet is not included

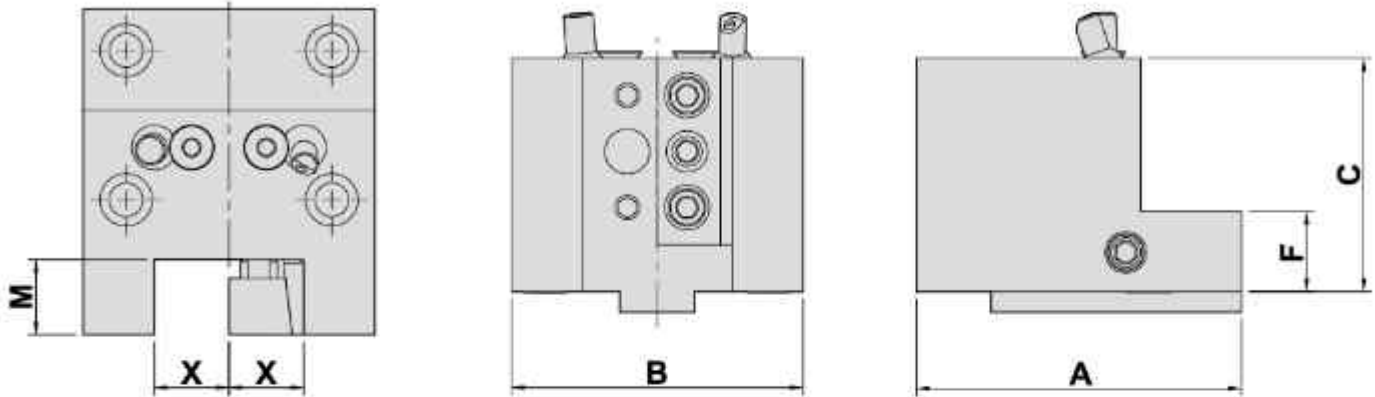
Models	D	X Capacity	S	Maximum R.P.M.	A	B	C	E	G	M	Code No.	Order No.	(Kg) Weight
MT100	44	1-13 ER20A	25.8	5000	88	75	62.5	65.5	14.5	60	2441FC-000	MT100-CW-DF44-20A-60	4.6

TURNING HOLDER

Evermore

TYPE MURATEC

外徑刀座



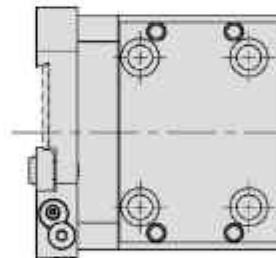
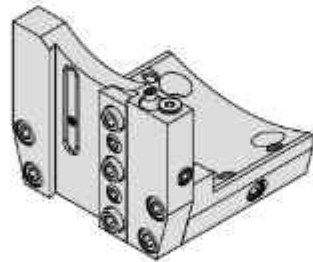
DIMENSIONS

● External coolant supply 外部出水

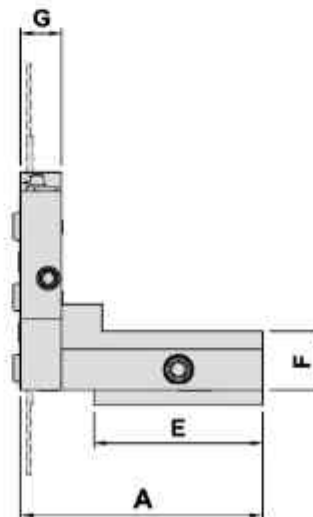
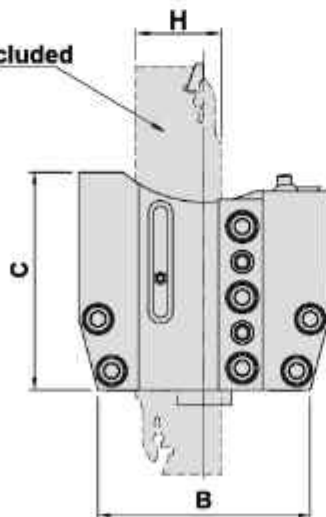
Models	X	A	B	C	F	M	Code No.	Order No.	(Kg) Weight
MT100	20	87	78	62.5	21.5	20	405043-000	MT-100-C20-62-RL	2.5

CUTTING HOLDER

切斷刀座



Note:
Insert is not included



DIMENSIONS

● External coolant supply 外部出水
● Internal coolant supply 内部出水

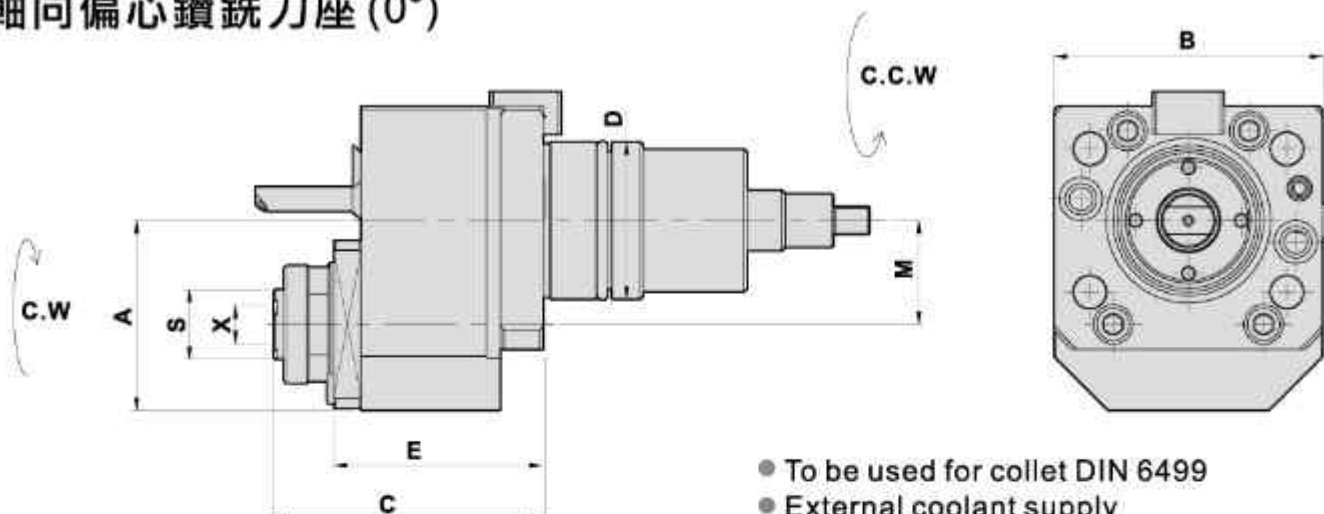
Models	A	B	C	E	F	G	H	Code No.	Order No.	(Kg) Weight
MT100	89	78	80	62	21.5	15	32	706041-000	MT100-R25-80-H	1.6

AXIAL MILLING AND DRILLING HEAD OFFSET

Evermore

TYPE NAKAMURA

軸向偏心鑽銑刀座 (0°)



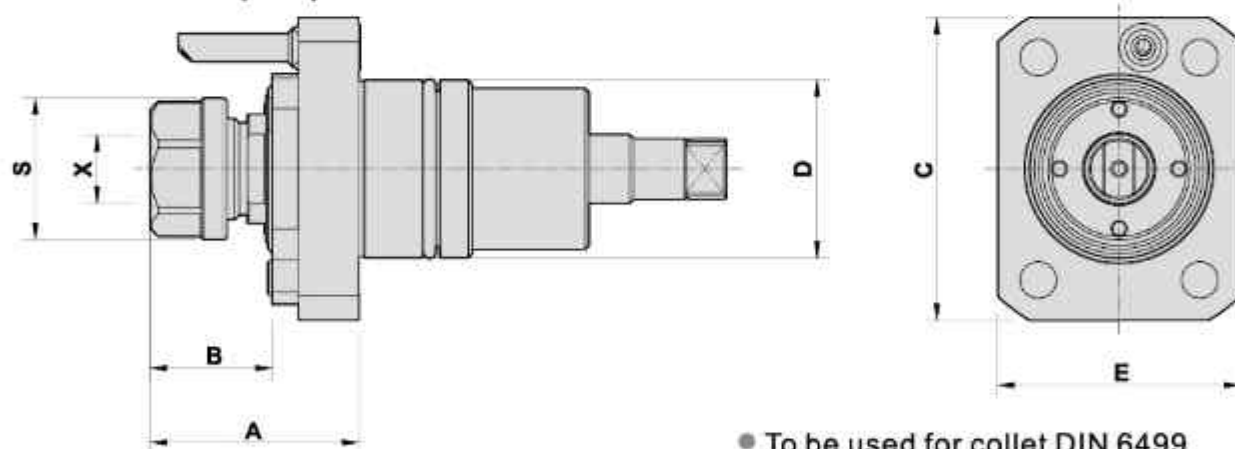
- To be used for collet DIN 6499
- External coolant supply
- Collet is not included
- ★ 2倍增速

DIMENSIONS

Models	D	X Capacity	S	Maximum R.P.M.	i	A	B	C	E	M	Code No.	Order No.	(Kg) Weight
WT-100	44	1-10 ER16A	19.5	10000	1:2	53	75	75.5	58.5	29	1441GB-000	DA44NA-16A-29/I	2.9
WT-300	65	2-20 ER32A	37.7	10000	1:2	81	96	105	78	50	1651GW-000	DA65NA-32A-50/I	7.6

AXIAL MILLING AND DRILLING HEAD

軸向鑽銑刀座 (0°)



- To be used for collet DIN 6499
- External coolant supply
- Collet is not included

DIMENSIONS

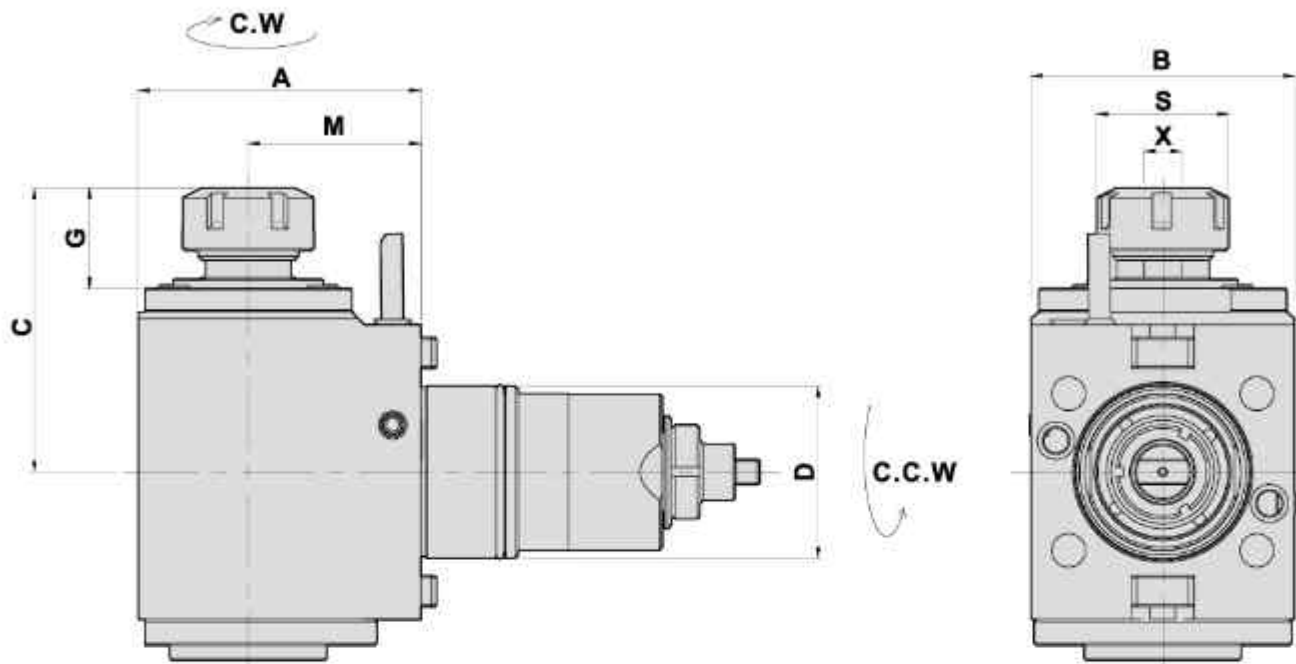
Models	D	X Capacity	S	Maximum R.P.M.	A	B	C	E	Code No.	Order No.	(Kg) Weight
WT-100	44	1-13 ER20	35	6000	52	30	75	60	1441GA-000	DA44NA-ER20	1.4
WT-100	44	1-16 ER25	42	6000	58	37	75	60	1441GJ-000	DA44NA-ER25	1.5
WT-150	55	1-10 ER16M	22	6000	91	77	84	79	1551GE-000	DA55NA-ER16M-L	2.1
WT-150	55	1-16 ER25	42	6000	51	30	84	79	1551GA-000	DA55NA-ER25	2.1
WT-150	55	2-20 ER32	50	6000	62	41	84	79	1551GB-000	DA55NA-ER32	2.1
WT-300	65	2-20 ER32	50	6000	57	35	100	96	1651GA-000	DA65NA-ER32	3.2

RADIAL MILLING AND DRILLING HEAD

Evermore

TYPE NAKAMURA

徑向鑽銑刀座 (90°)



- To be used for collet DIN 6499
- External coolant supply
- Collet is not included

DIMENSIONS

Models	D	X Capacity	S	Maximum R.P.M.	i	A	B	C	G	M	Code No.	Order No.	(Kg) Weight
WT-100	44	1-13 ER20	35	5000	1:1	92	75	84	30	60	2441GA-000	DF44NA-20-60	4.6
WT-100	44	1-13 ER20	35	10000	1:2	88	75	84	30	60	*2441GK-000	DF44NA-20-60I	4.2
WT-100	44	1-13 ER20	35	5000	1:1	107	75	84	30	75	2441GL-000	DF44NA-20-75	5.1
WT-100	44	1-16 ER25	42	5000	1:1	92	75	92	38	60	2441GN-000	DF44NA-25-60	4.7
WT-150	55	1-16 ER25	42	5000	1:1	90	84	91	32	55	2551GA-000	DF55NA-25-55	6.4
WT-150	55	1-22 ER32	50	5000	1:1	90	84	102	41	55	2551GG-000	DF55NA-32-55	6.6
WT-150	55	1-16 ER25	42	10000	1:2	90	84	88	30	55	*2551GE-000	DF55NA-25-55I	6.1
WT-150	55	1-16 ER25	42	5000	1:1	100	84	91	32	65	2551GN-000	DF55NA-25-65	7
WT-300	65	2-20 ER32	50	5000	1:1	106	96	104	38	65	◎2651GA-000	DF65NA-32-65	9.2
WT-300	65	2-20 ER32	50	10000	1:2	106	96	107	38	65	*2651GW-000	DF65NA-32-65I	8.9

* 2倍增速 ◎ 轉向為C.W.-C.W.

RADIAL TAPPING HEADS

徑向彈性攻牙刀座 (90°)

DIMENSIONS

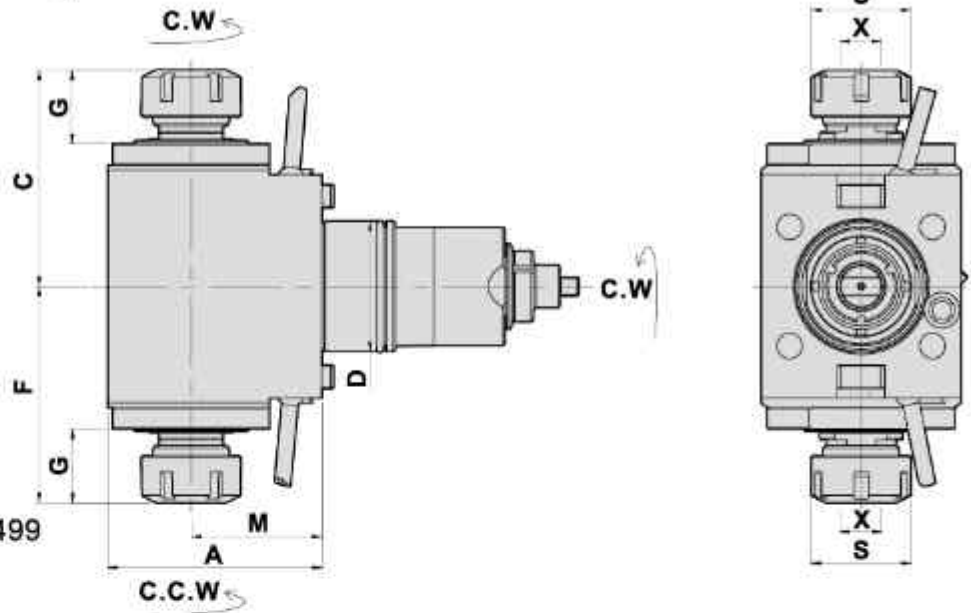
Models	D	X Capacity	S	Maximum R.P.M.	A	B	C	F	G	M	Code No.	Order No.	(Kg) Weight
WT-100	44	1-10 ER16	30	3000	92	75	90.5	48.5	37	60	2441GF-000	TDF44NA-16-60	4.6

RADIAL MILLING AND DRILLING HEAD DOUBLE HEADS

Evermore

TYPE NAKAMURA

徑向雙頭鑽銑刀座 (90°)



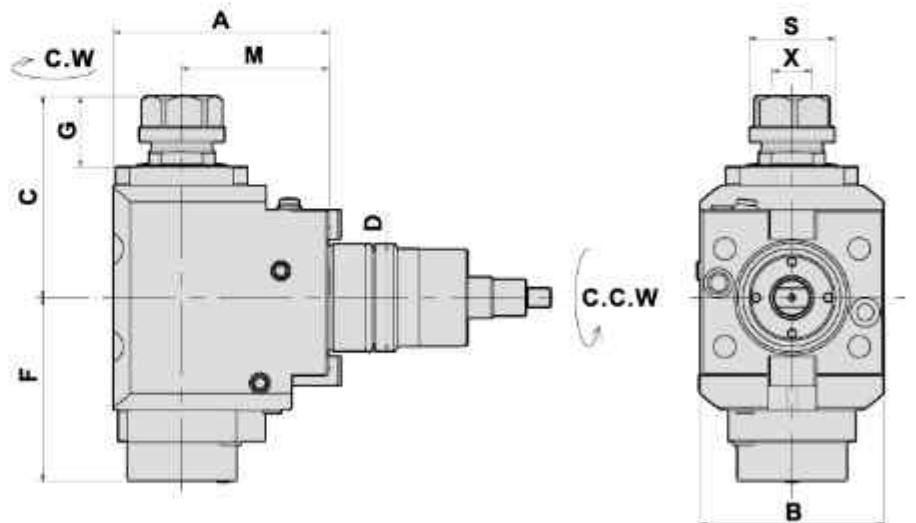
- To be used for collet DIN 6499
- External coolant supply
- Collet is not included

DIMENSIONS

Models	D	X Capacity	S	Maximum R.P.M.	A	B	C	F	G	M	Code No.	Order No.	(Kg) Weight
WT-150	55	1-16 ER25	42	5000	90	84	91	91	31	55	2551GC-000	DF55NA-25-55D	6.8
WT-300	65	2-20 ER32	50	5000	106	96	97	97	34	65	2651GC-000	DF65NA-32-65D	8.9

RADIAL MILLING AND DRILLING HEAD

徑向鑽銑刀座 (90°)



- To be used for collet DIN 6499
- Internal coolant supply: 50bar
中心出水
- Collet is not included

DIMENSIONS

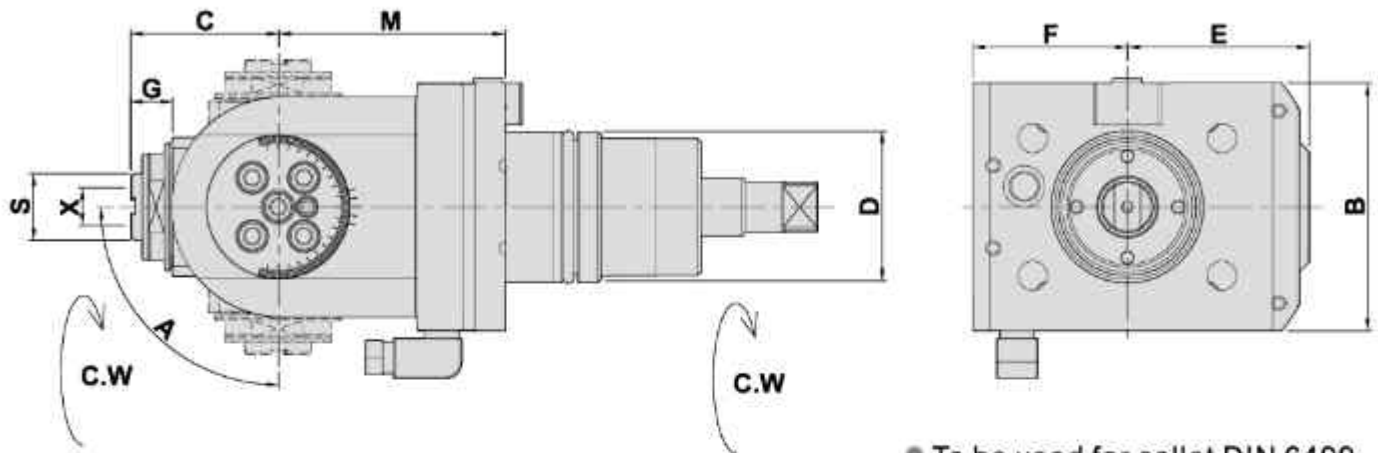
Models	D	X Capacity	S	Maximum R.P.M.	A	B	C	F	G	M	Code No.	Order No.	(Kg) Weight
WT-100	44	1-13 ER20	35	5000	92	75	82.5	68	29	60	2441GB-000	CW-DF44NA-20-60	4.8
WT-100	44	1-13 ER20	35	10000	88	75	82.5	75	29	60	*2441GD-000	CW-DF44NA-20-60/I	4.7
WT-100	44	1-13 ER20	35	5000	107	75	84	68	30	75	2441GM-000	CW-DF44NA-20-75	5.3
WT-150	55	1-16 ER25	42	5000	90	84	88	80	30	55	2551GB-000	CW-DF55NA-25-55	6.8

* 1:2 增速

ANGULAR HEAD

TYPE NAKAMURA

萬向鑽銑刀座



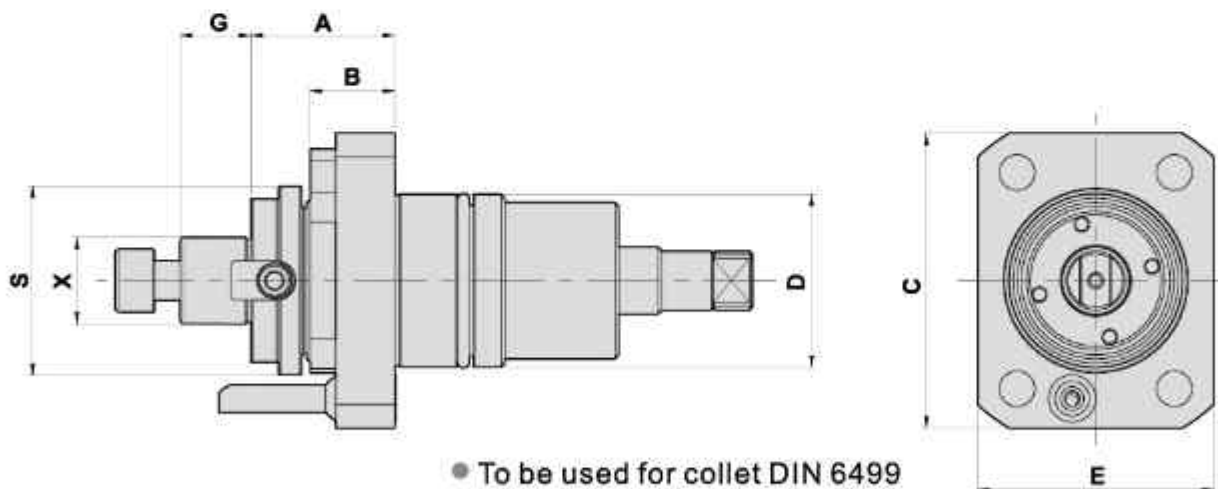
- To be used for collet DIN 6499
- External coolant supply
- Collet is not included

DIMENSIONS

Models	D	X Capacity	S	Maximum R.P.M.	A	B	C	E	F	G	M	Code No.	Order No.	(Kg) Weight
WT-100	44	1-10 ER16A	19.5	5000	±90°	72	43	53	45	12	66	1441GF-000	DA44NA-16BAC	3.8
WT-150	55	1-10 ER16A	19.5	5000	±90°	94	43	53	42	12	72	1551GG-000	DA55NA-16BAC	4.9

AXIAL MILLING AND DRILLING HEAD

軸向銑削刀座 (0°)



- To be used for collet DIN 6499
- External coolant supply
- Collet is not included

DIMENSIONS

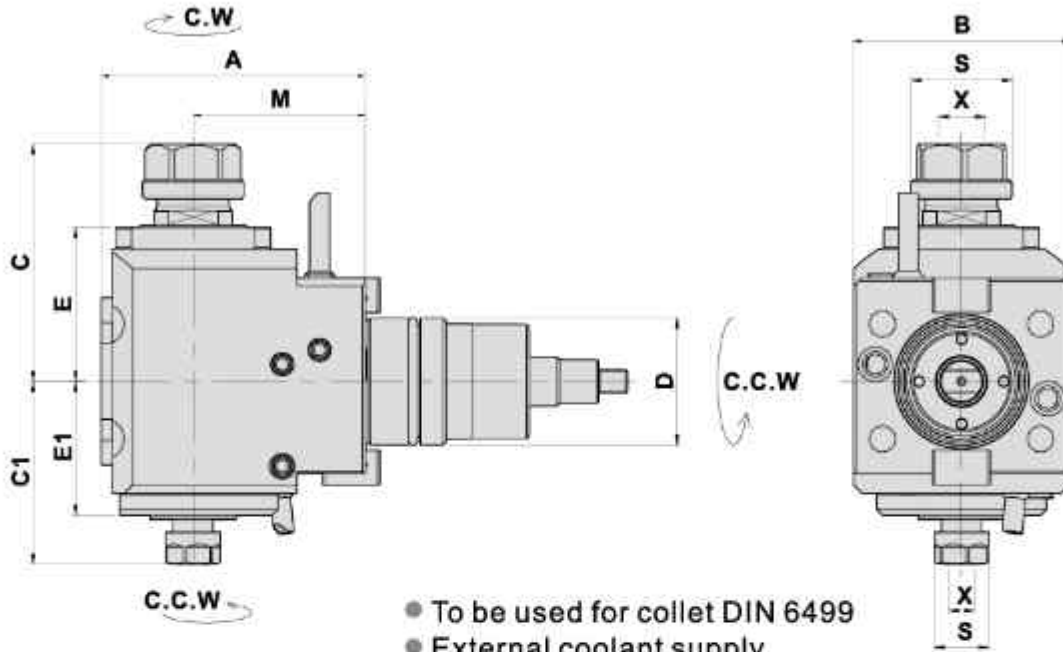
Models	D	X DIN 6358	S	Maximum R.P.M.	A	B	C	E	G	Code No.	Order No.	(Kg) Weight
WT-100	44	22	48	6000	37	22	75	60	18	1441GE-000	DA44NA-22C	1.5
WT-150	55	22	48	6000	35	21	84	79	18	1551GD-000	DA55NA-22C	2.2
WT-300	65	22	48	6000	40	23	100	96	18	1651GT-000	DA65NA-22C	3.4

RADIAL MILLING AND DRILLING HEAD DOUBLE HEADS

Evermore

TYPE NAKAMURA

徑向雙頭鑽銑刀座 (90°)

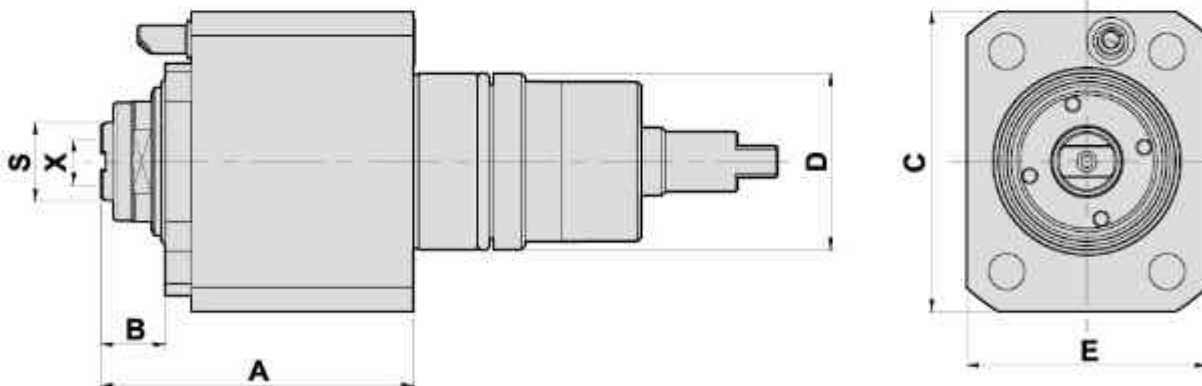


- To be used for collet DIN 6499
- External coolant supply
- Collet is not included

DIMENSIONS

Models	D	X Capacity	S	Maximum R.P.M.	A	B	C	C1	E	E1	M	Code No.	Order No.	(Kg) Weight
WT-100	44	1st-ER20 2nd-ER11	35 19	5000	92	75	82.5	63.5	53.5	46.5	60	2441GH-000	DF44NA-20-11-60D	4.5
WT-100	44	1st-ER20 2nd-ER11	35 19	5000	102	75	82.5	63.5	53.5	46.5	70	2441GG-000	DF44NA-20-11-70D	4.9

AXIAL MILLING AND DRILLING HEAD 軸向鑽銑刀座 (0°)



- To be used for collet DIN 6499
- Internal coolant supply: 15bar 中心出水
- Collet is not included

DIMENSIONS

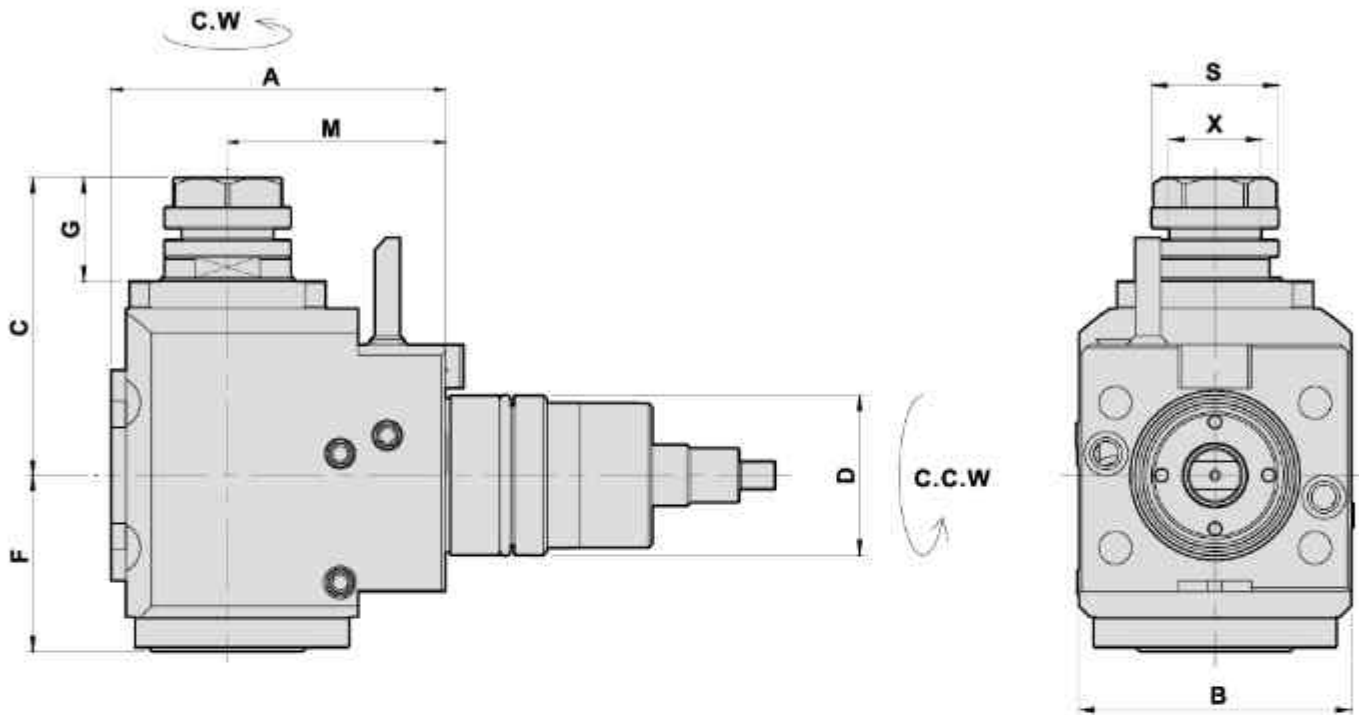
Models	D	X DIN 6358	S	Maximum R.P.M.	A	B	C	E	Code No.	Order No.	(Kg) Weight
WT-100	44	1-10 ER16A	19.5	6000	78	16	75	60	1441GC-000	CW-DA44NA-ER16A	2.5

RADIAL SHELL END MILLING CUTTER

Evermore

TYPE NAKAMURA

徑向銑削刀座 (90°)



- To be used for collet DIN 6499
- External coolant supply
- Collet is not included

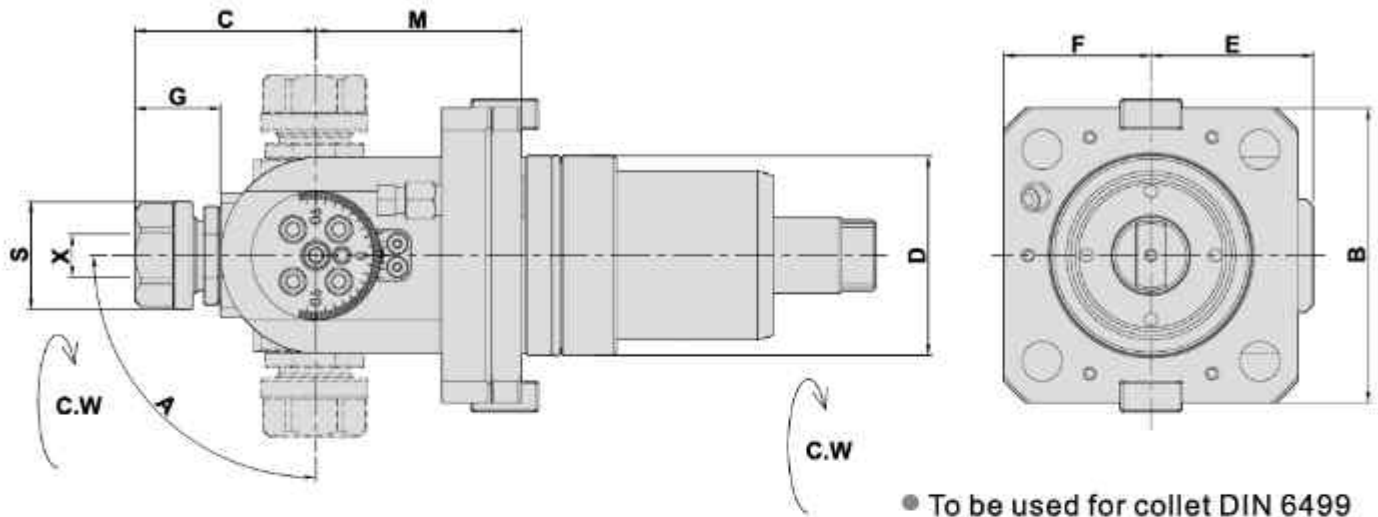
DIMENSIONS

Models	D	X	S	Maximum R.P.M.	A	B	C	F	G	M	Code No.	Order No.	(Kg) Weight
WT-100	44	25.4	35	5000	92	75	82	48.5	28.5	60	2441GE-000	DF44NA-25.4C-60	4.6

ANGULAR HEAD

TYPE NAKAMURA

萬向鑽銑刀座



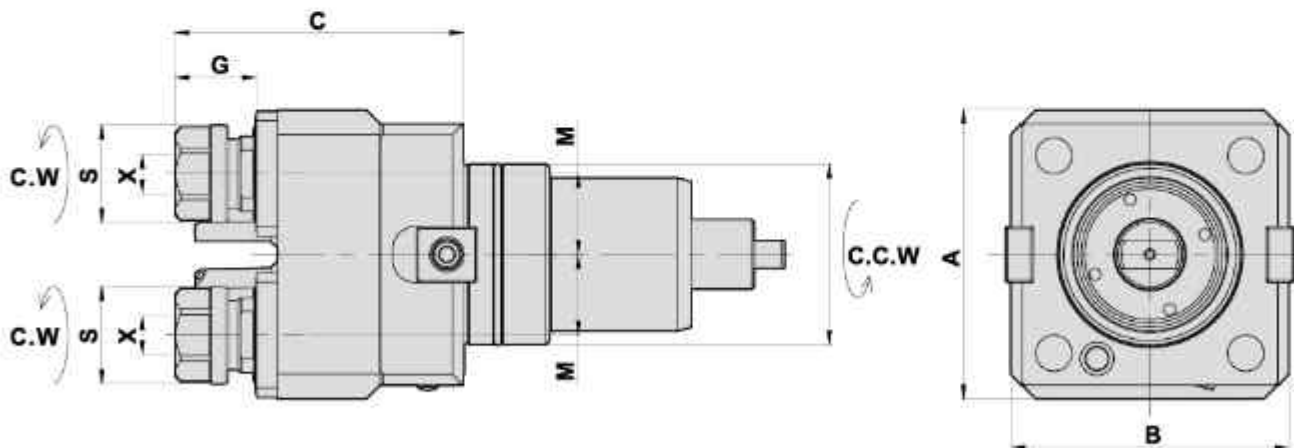
- To be used for collet DIN 6499
- External coolant supply
- Collet is not included

DIMENSIONS

Models	D	X Capacity	S	Maximum R.P.M.	A	B	C	E	F	G	M	Code No.	Order No.	(Kg) Weight
WT-150	55	1-13 ER20	35	5000	±90°	94	59	53	42	28	72	1551KG-000	DA55NA-20B	5.2
WT-300	65	1-13 ER20	35	5000	±90°	96	59	53	48	28	67	1651GR-000	DA65NA-20B	5.2

AXIAL MILLING AND DRILLING HEAD DOUBLE HEADS Y OFFSET

軸向鑽銑刀座-雙頭Y軸偏心 (0°)



- To be used for collet DIN 6499
- External coolant supply
- Collet is not included

DIMENSIONS

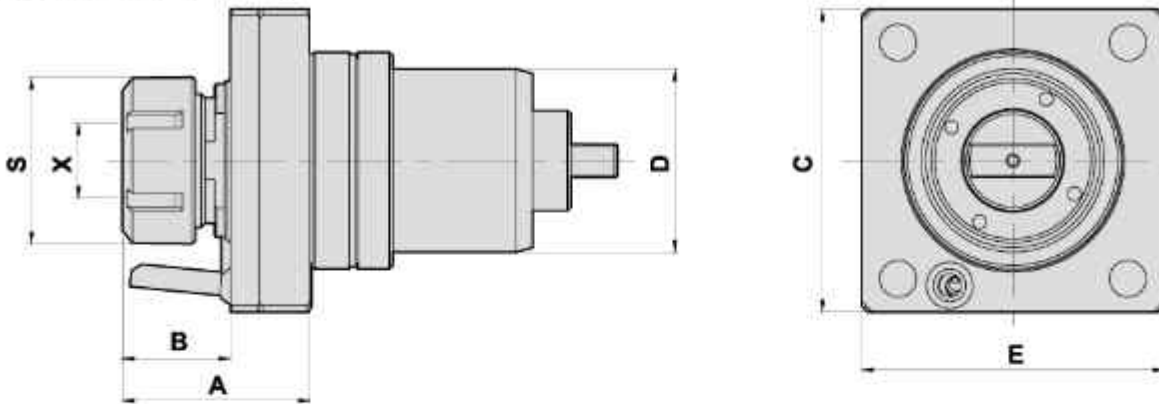
Models	D	X Capacity	S	Maximum R.P.M.	A	B	C	G	M	Code No.	Order No.	(Kg) Weight
WT-300	65	1-13 ER20	35	6000	104	100	104	29	29	1651GU-000	DA65NA-20DY	6.5

AXIAL MILLING AND DRILLING HEAD

Evermore

TYPE NAKAMURA

軸向鑽銑刀座 (0°)



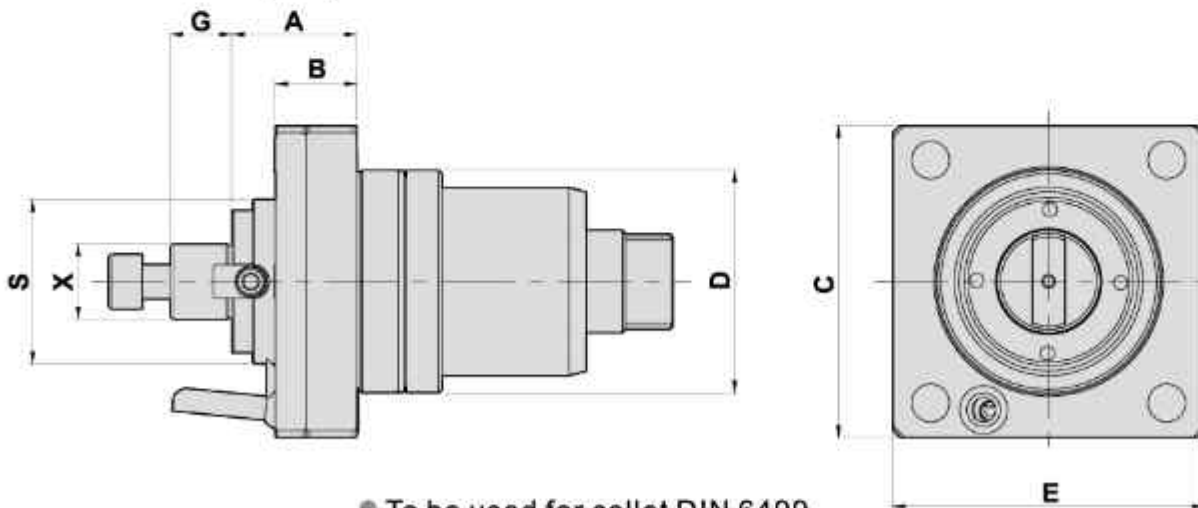
- To be used for collet DIN 6499
- External coolant supply
- Collet is not included

DIMENSIONS

Models	D	X Capacity	S	Maximum R.P.M.	A	B	C	E	Code No.	Order No.	(Kg) Weight
SUPER-WT-150 SUPER-WY-250L	65	1-13 ER20	35	6000	85	61	91	91	1651GP-000	SP-WT-150- DA65NA-ER20-L	3.1
	65	2-20 ER32	50	6000	57	33	91	91	1651GB-000	SP-WT-150- DA65NA-ER32-S	2.8
	65	2-20 ER32	50	6000	85	61	91	91	1651GC-000	SP-WT-150- DA65NA-ER32-L	3.3
	65	2-20 ER32	50	6000	56	32	91	91	1651GD-000	SP-WY-250- DA65NA-ER32	2.8

AXIAL SHELL END MILLING CUTTER

軸向銑削刀座 (0°)



- To be used for collet DIN 6499
- External coolant supply
- Collet is not included

DIMENSIONS

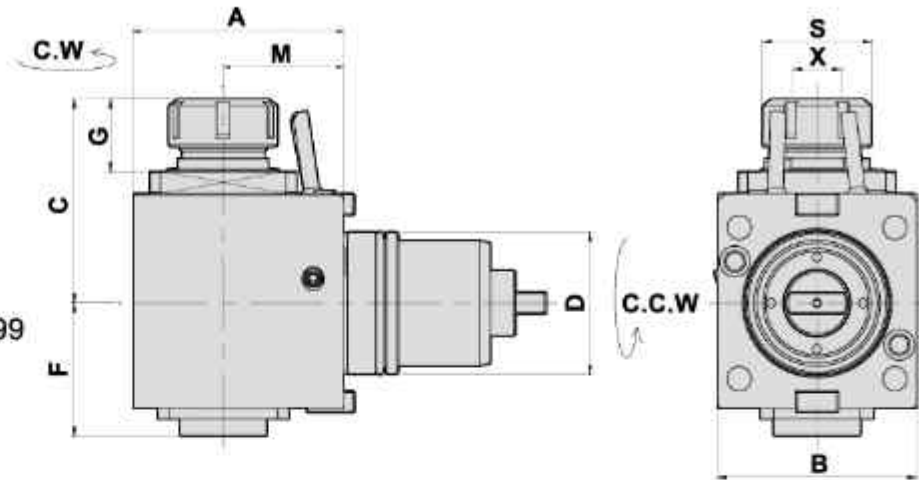
Models	D	X DIN 6358	S	Maximum R.P.M.	A	B	C	E	G	Code No.	Order No.	(Kg) Weight
SUPER-WT-150 SUPER-WY-250L	65	22	48	6000	37	24	91	91	18	1651GE-000	SP-WY-250L- DA65NA-22C	3

RADIAL MILLING AND DRILLING HEAD

Evermore

TYPE NAKAMURA

徑向鑽銑刀座 (90°)



- To be used for collet DIN 6499
- External coolant supply
- Collet is not included

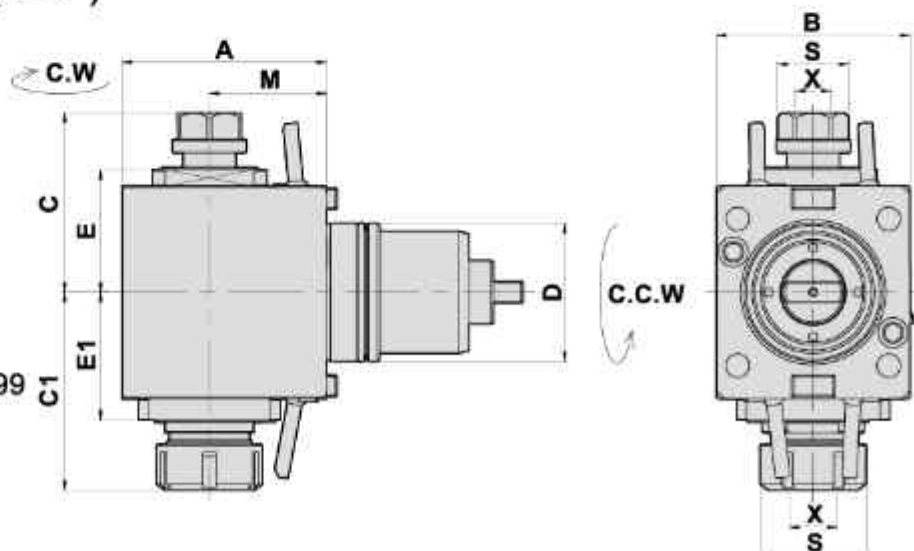
DIMENSIONS

Models	D	X Capacity	S	Maximum R.P.M.	A	B	C	F	G	M	Code No.	Order No.	(Kg) Weight
SUPER-WT-150 SUPER-WY-250L	65	1-16 ER25	42	5000	96	91	95	61	35	55	2651GN-000	SP-WT-150- DF65NA-25-55-S	7.7
	65	2-20 ER32	50	5000	96	91	94	61	34	55	2651GB-000	SP-WT-150- DF65NA-32-55-S	7.7
	65	2-20 ER32	50	5000	110	91	94	61	34	75	2651GT-000	SP-WT-150- DF65NA-32-75	8.7
	65	2-20 ER32	50	5000	96	91	94	62	34	55	2651GV-000	* SP-WT-150-TA- DF65NA-32-55	7.8
	65	2-20 ER32	50	5000	96	91	94	61	34	55	2651GH-000	SP-WY-250L- DF65NA-32-55	7.7
	65	2-20 ER32	50	3000	96	91	96	64	36	55	2651GL-000	* SP-WY-250L- DF65NA-32-55-T	7.9

* 重切削 HEAVY CUTTING

RADIAL MILLING AND DRILLING HEAD DOUBLE HEADS

徑向雙頭鑽銑刀座 (90°)



- To be used for collet DIN 6499
- External coolant supply
- Collet is not included

DIMENSIONS

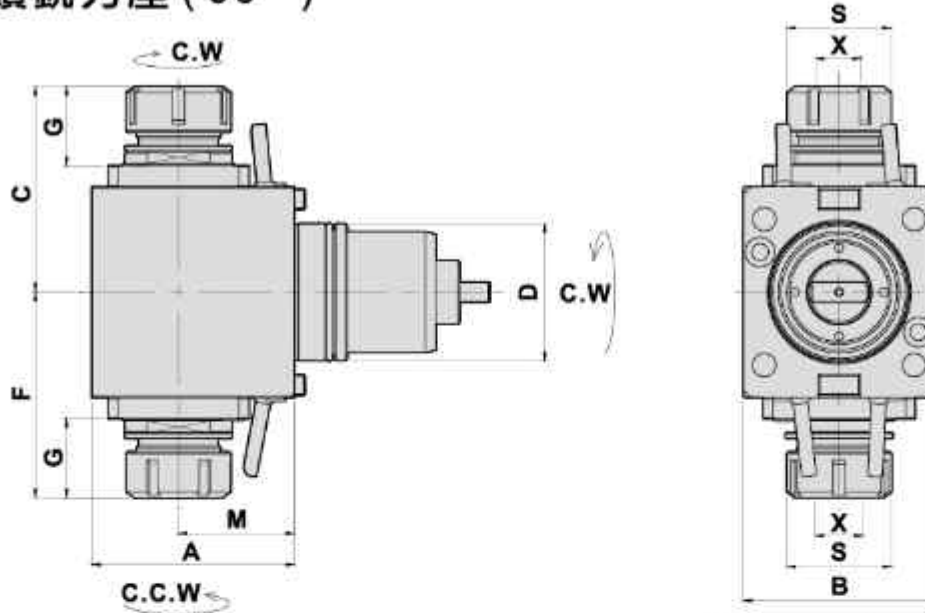
Models	D	X Capacity	S	Maximum R.P.M.	A	B	C	C1	E	E1	M	Code No.	Order No.	(Kg) Weight
SUPER-WT-150 SUPER-WY-250L	65	1st-ER20 2nd-ER32	35 50	5000	96	91	84	93	58	60	55	2651GJ-000	SP-WY-250L- DF65NA-32-20-55D	7.8

RADIAL MILLING AND DRILLING HEAD

Evermore

TYPE NAKAMURA

徑向雙頭鑽銑刀座 (90°)



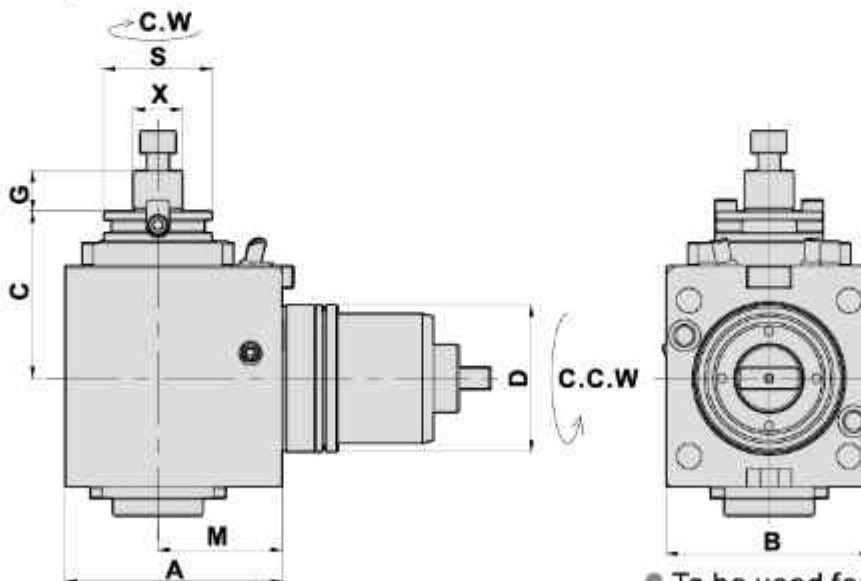
- To be used for collet DIN 6499
- External coolant supply
- Collet is not included

DIMENSIONS

Models	D	X Capacity	S	Maximum R.P.M.	A	B	C	F	G	M	Code No.	Order No.	(Kg) Weight
SUPER-WT-150 SUPER-WY-250L	65	2-20 ER32	50	5000	96	91	97.5	97.5	37.5	55	2651GM-000	SP-WY-250L- DF65NA-32-55D	8.1

RADIAL SHELL END MILLING CUTTER

徑向銑削刀座 (90°)



- To be used for collet DIN 6499
- External coolant supply
- Collet is not included

DIMENSIONS

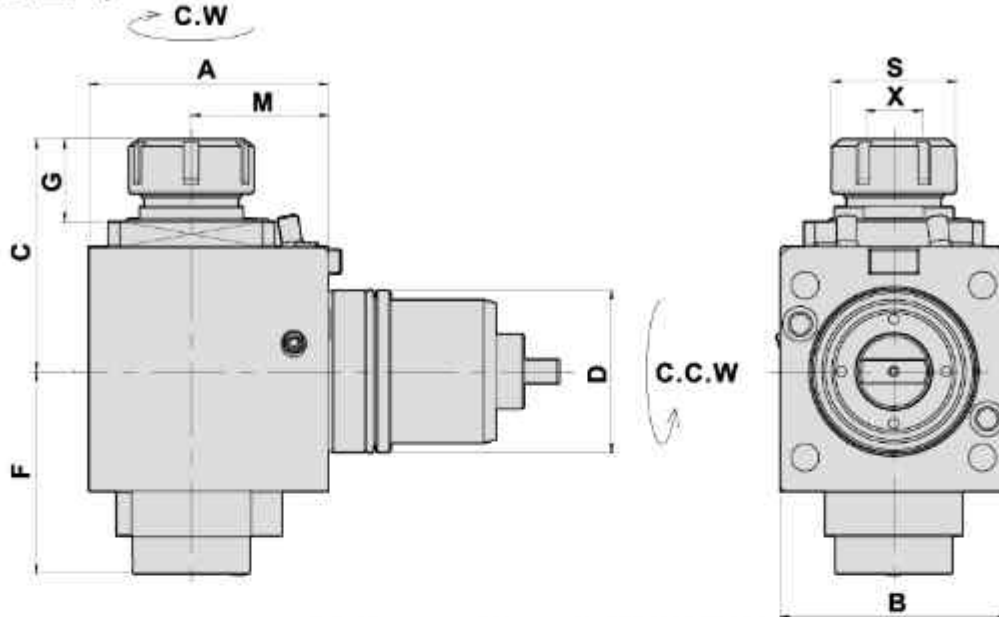
Models	D	X DIN 6358	S	Maximum R.P.M.	A	B	C	G	M	Code No.	Order No.	(Kg) Weight
SUPER-WT-150 SUPER-WY-250L	65	22	48	5000	96	91	74	18	55	2651GD-000	DF65NA-22C-55-S	7.7

RADIAL MILLING AND DRILLING HEAD

Evermore

TYPE NAKAMURA

徑向鑽銑刀座 (90°)



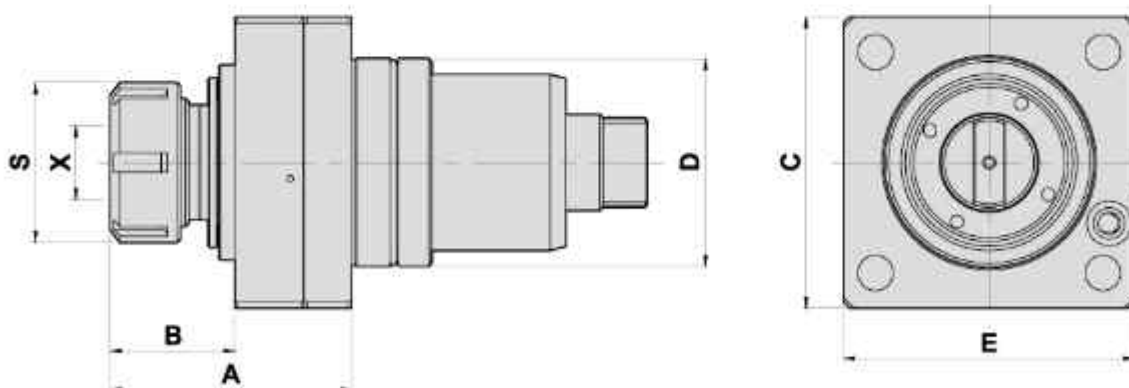
- To be used for collet DIN 6499
- Internal coolant supply: 50bar 中心出水
- Collet is not included

DIMENSIONS

Models	D	X Capacity	S	Maximum R.P.M.	A	B	C	F	G	M	Code No.	Order No.	(Kg) Weight
SUPER-WT-150 SUPER-WY-250L	65	2-20 ER32	50	5000	96	91	93	81	33	55	2651GE-000	SP-WT-150-CW-DF65NA-32-55-S	7.7
	65	2-20 ER32	50	5000	96	91	93	81	33	55	2651GK-000	SP-WY-250L-CW-DF65NA-32-55	7.7

AXIAL MILLING AND DRILLING HEAD

軸向鑽銑刀座 (0°)



- To be used for collet DIN 6499
- Internal coolant supply: 15bar 中心出水
- Collet is not included

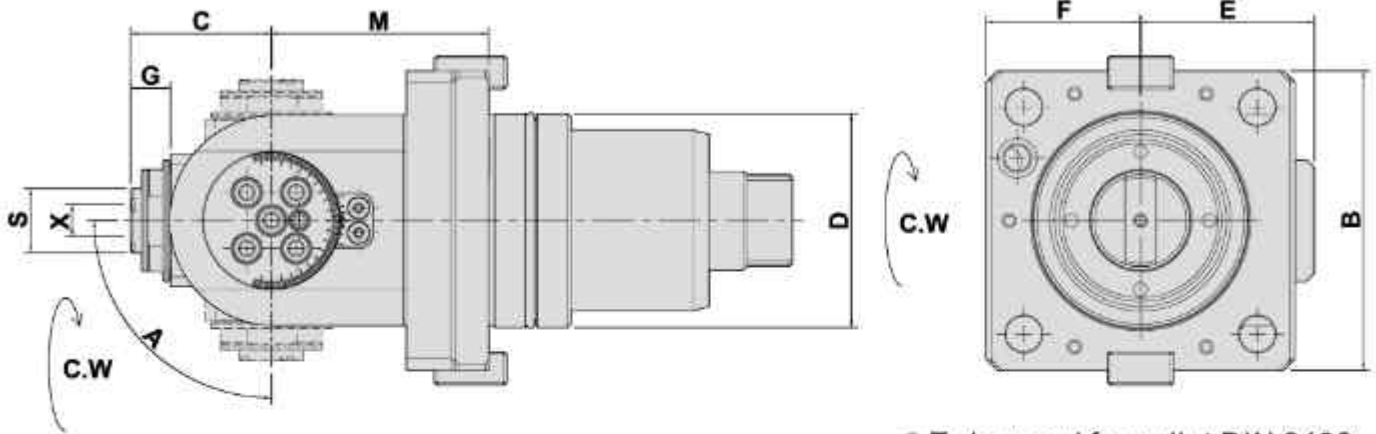
DIMENSIONS

Models	D	X Capacity	S	Maximum R.P.M.	A	B	C	E	Code No.	Order No.	(Kg) Weight
SUPER-WT-150 SUPER-WY-250L	65	2-20 ER32	50	6000	75.5	39	91	91	1651GF-000	SP-WY-250L-CW-DA65NA-ER32	3.7

ANGULAR HEAD

TYPE NAKAMURA

萬向鑽銑刀座



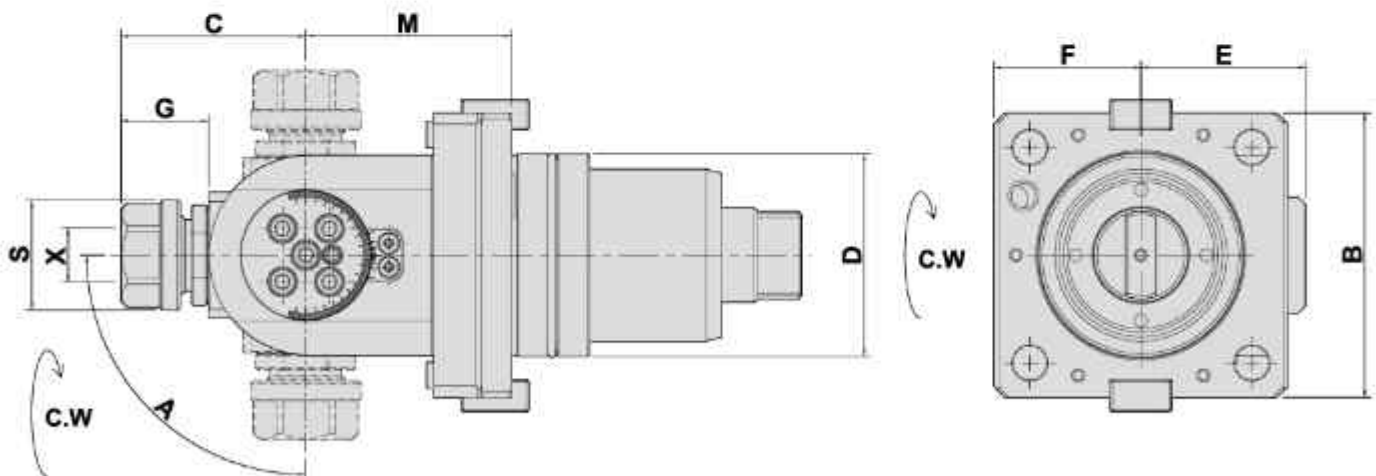
- To be used for collet DIN 6499
- External coolant supply
- Collet is not included

DIMENSIONS

Models	D	X Capacity	S	Maximum R.P.M.	A	B	C	E	F	G	M	Code No.	Order No.	(Kg) Weight
SUPER-WT-150 SUPER-WY-250L	65	1-10 ER16A	19.5	5000	±90°	91	43	53	47	12	66	1651GK-000	SP-DA65NA -16BAC	4.8

ANGULAR HEAD

萬向鑽銑刀座



- To be used for collet DIN 6499
- External coolant supply
- Collet is not included

DIMENSIONS

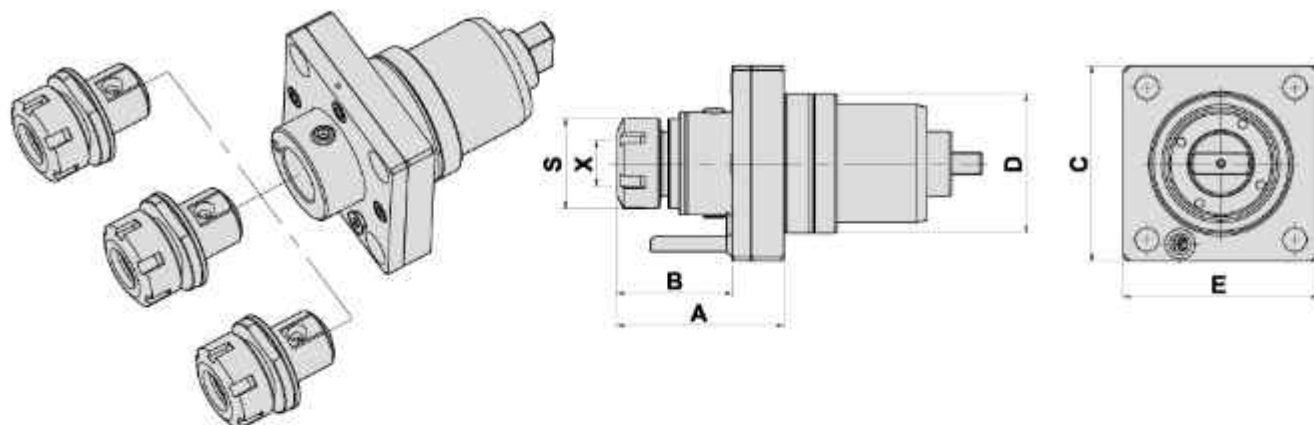
Models	D	X Capacity	S	Maximum R.P.M.	A	B	C	E	F	G	M	Code No.	Order No.	(Kg) Weight
SUPER-WT-150 SUPER-WY-250L	65	1-13 ER 20	35	5000	±90°	91	59	53	47	28	66	1651GL-000	SP-DA65NA -20B	4.9

AXIAL MILLING AND DRILLING HEAD Quick-change Clamping System

Evermore

TYPE NAKAMURA

軸向快換鑽銑刀座 (0°)



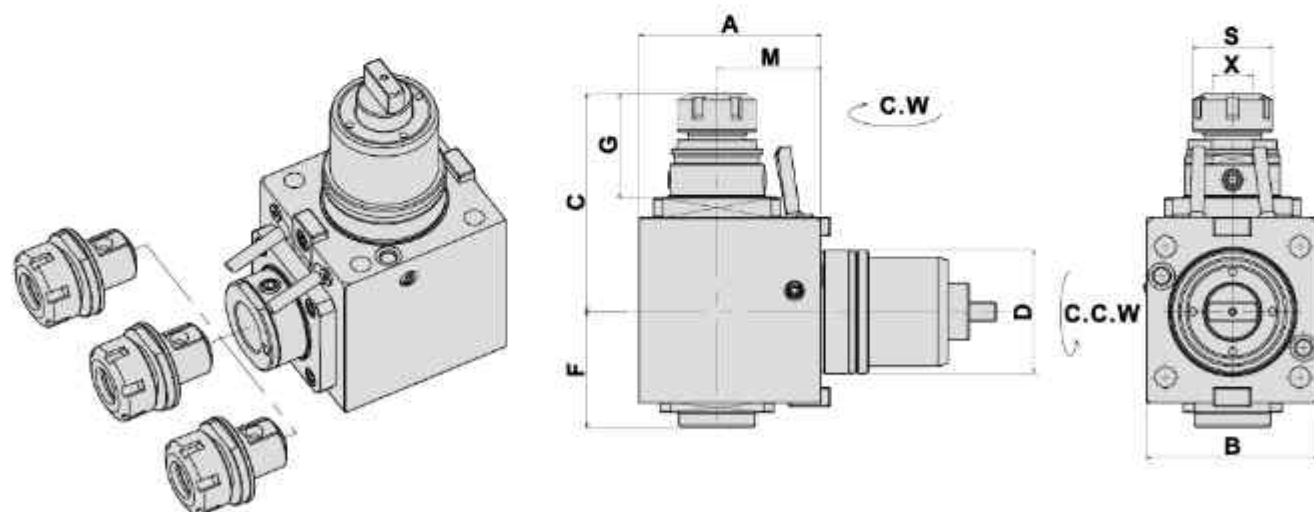
- To be used for collet DIN 6499
- External coolant supply
- Collet is not included

DIMENSIONS

Models	D	X Capacity	S	Maximum R.P.M.	A	B	C	E	Code No.	Order No.	(Kg) Weight
SUPER-WT-150 SUPER-WY-250L	65	1-16 ER25	42	6000	77.5	54	91	91	1651GQ-000	SP-WT150- DA65NA-ER25-S-QF	3.2

RADIAL MILLING AND DRILLING HEAD Quick-change Clamping System

徑向快換鑽銑刀座 (90°)



- To be used for collet DIN 6499
- External coolant supply
- Collet is not included

DIMENSIONS

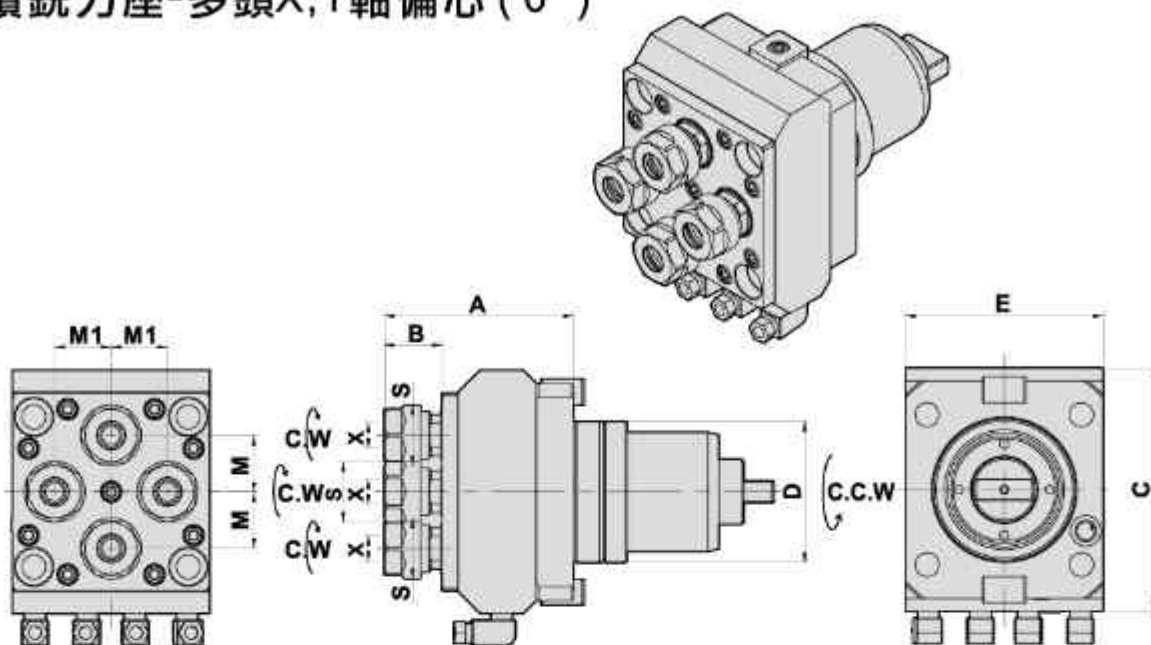
Models	D	X Capacity	S	Maximum R.P.M.	A	B	C	F	G	M	Code No.	Order No.	(Kg) Weight
SUPER-WT-150 SUPER-WY-250L	65	1-16 ER25	42	5000	96	91	115	61	55	55	2651GR-000	SP-WT150- DF65NA-25-55-S-QF	8

AXIAL MILLING AND DRILLING HEAD MULTI HEADS-OFFSET

Evermore

TYPE NAKAMURA

軸向鑽銑刀座-多頭X,Y軸偏心(0°)



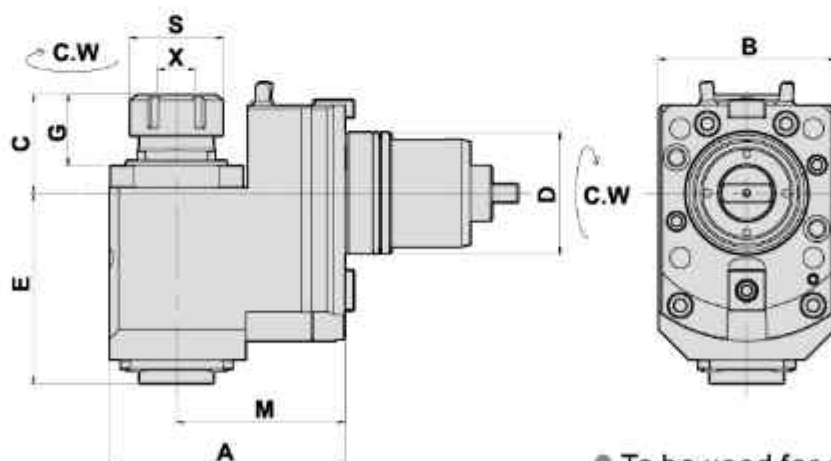
- To be used for collet DIN 6499
- External coolant supply
- Collet is not included

DIMENSIONS

Models	D	X Capacity	S	Maximum R.P.M.	A	B	C	E	M	M1	Code No.	Order No.	(Kg) Weight
SUPER-WT-150 SUPER-WY-250L	65	1-10 ER16	28	6000	87	27	112	91	26	26	1651GX-000	SP-WT150- DA65NA-16x4-DYX	5.7

RADIAL MILLING AND DRILLING HEAD OFFSET

徑向後縮式鑽銑刀座(90°)



- To be used for collet DIN 6499
- External coolant supply
- Collet is not included

DIMENSIONS

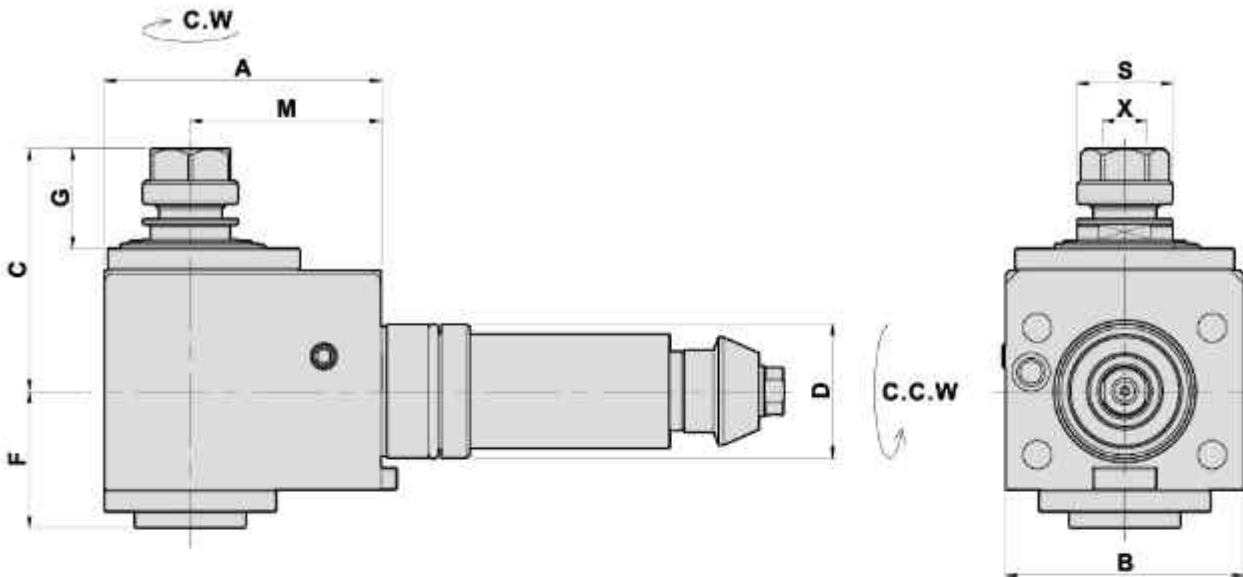
Models	D	X Capacity	S	Maximum R.P.M.	A	B	C	E	G	M	Code No.	Order No.	(Kg) Weight
SUPER-WT-150 SUPER-WY-250L	65	1-20 ER32	50	5000	126	94	53	102	38	90	2651GG-000	SP-WT150- DB65NA-32-90	10.4

RADIAL MILLING AND DRILLING HEAD

Evermore

TYPE NAKAMURA

徑向鑽銑刀座 (90°)



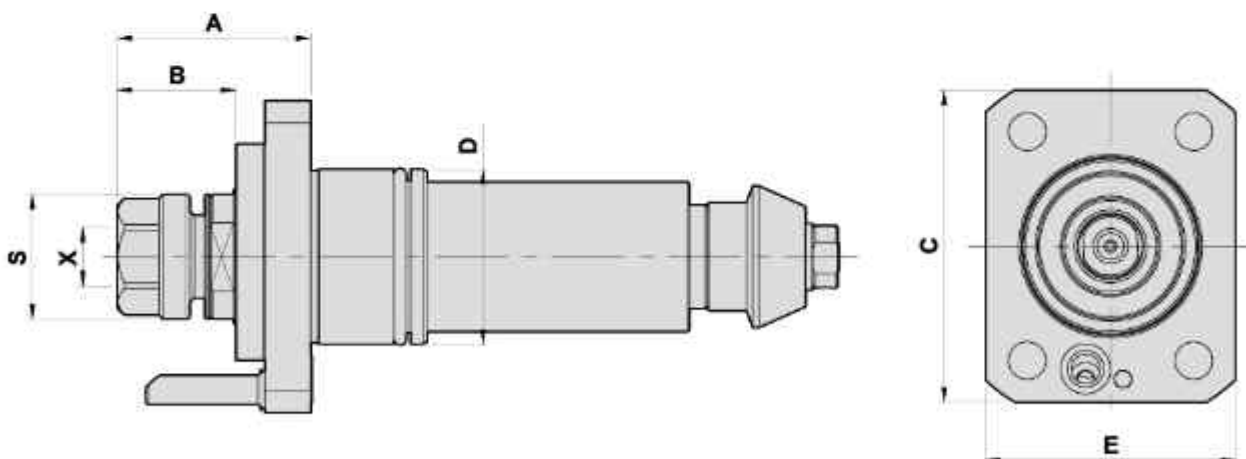
- To be used for collet DIN 6499
- External coolant supply
- Collet is not included

DIMENSIONS

Models	D	X Capacity	S	Maximum R.P.M.	A	B	C	F	G	M	Code No.	Order No.	(Kg) Weight
TW8	42	1-10 ER16	30	5000	87	75	76	43	31	60	2428GA-000	TW8-DF42NA-16-60	4.2

AXIAL MILLING AND DRILLING HEAD

軸向鑽銑刀座 (0°)



- To be used for collet DIN 6499
- External coolant supply
- Collet is not included

DIMENSIONS

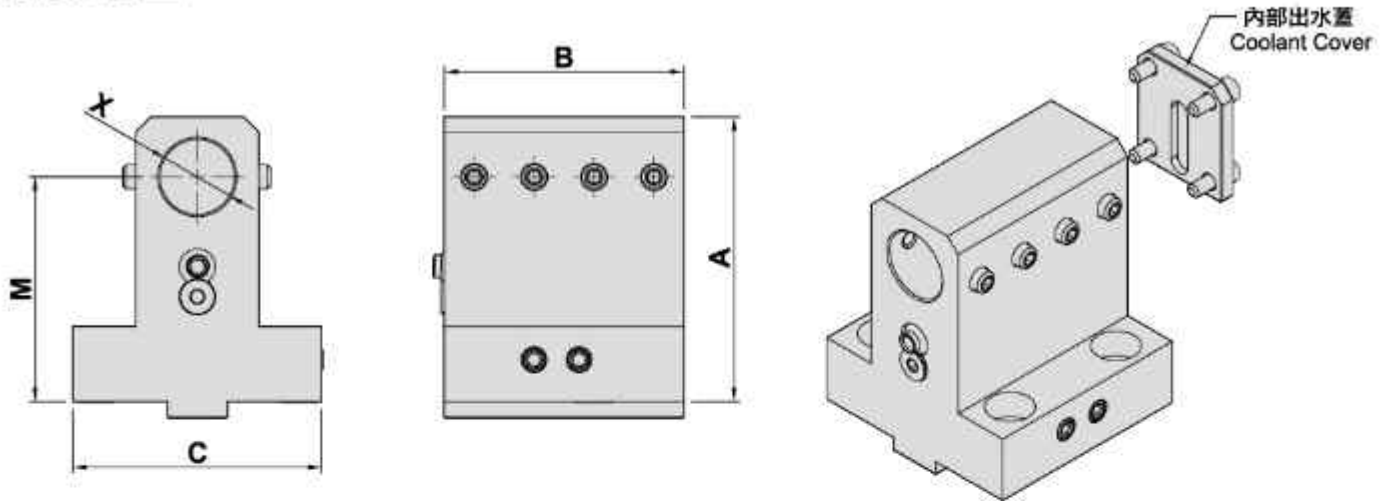
Models	D	X Capacity	S	Maximum R.P.M.	A	B	C	E	Code No.	Order No.	(Kg) Weight
TW8	42	1-10 ER16	30	6000	47	29	75	60	1428GA-000	TW8-DA42NA-ER16	1.4

BORING BAR HOLDER

Evermore

TYPE NAKAMURA

内孔刀座



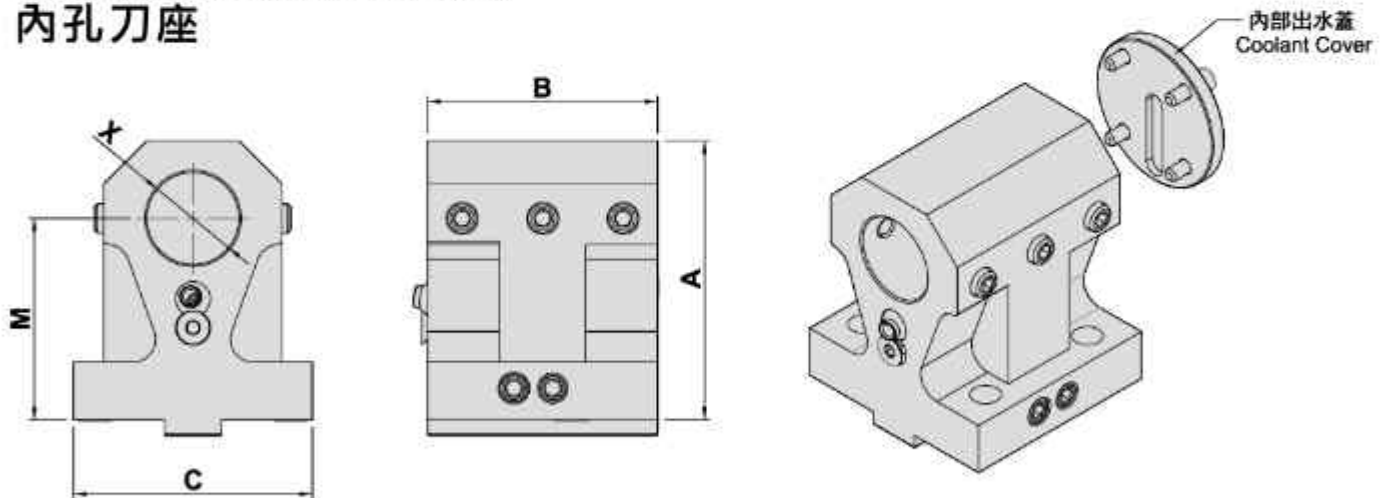
DIMENSIONS

- External coolant supply 外部出水
- Internal coolant supply 内部出水

Models	X	A	B	C	M	Code No.	Order No.	(Kg) Weight
WT150	25	95	80	83	75	306054-000	WT150-B25-75	2.8
TW8/WT100	25	77.5	62	79	60	306051-000	TW8-B25-60	1.7
NTJ-100	25	93.5	62	79	75	306056-000	NTJ-100-B25-75	2
NTJ-100	25	111.5	62	79	92.5	306057-000	NTJ-100-B25-92.5	2.3

BORING BAR HOLDER

内孔刀座



DIMENSIONS

- External coolant supply 外部出水
- Internal coolant supply 内部出水

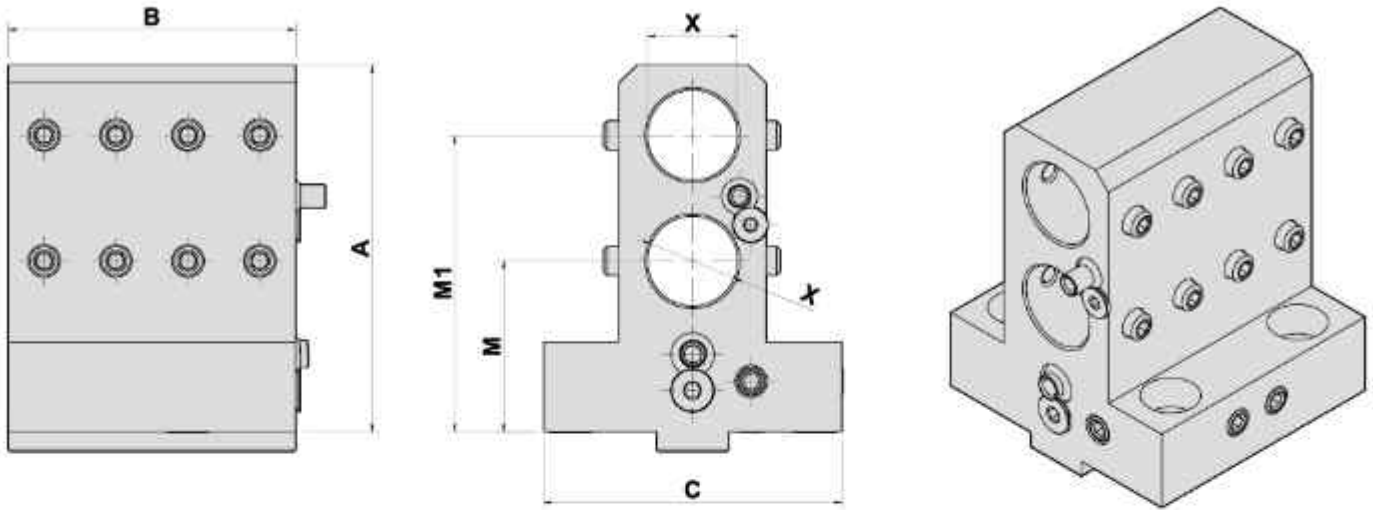
Models	X	A	B	C	M	Code No.	Order No.	(Kg) Weight
TW8/WT100	32	86	62	79	60	307055-000	TW8-B32-60	1.8
TW8/WT100	32	101	62	79	75	307057-000	WT100-B32-75	2.2
WT150	32	97	80	83	70	307052-000	WT-150-B32-70	3
WT300	32	122	100	96	90	307056-000	WT-300-W2417	5.1

DOUBLE BORING BAR HOLDER

Evermore

TYPE NAKAMURA

雙內孔刀座

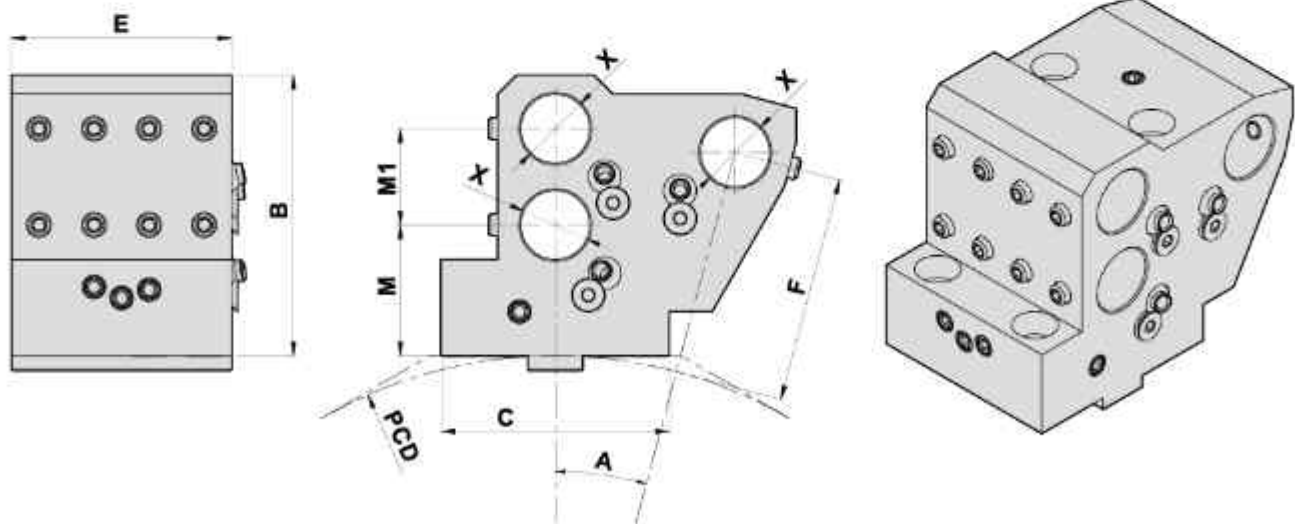


DIMENSIONS

● External coolant supply 外部出水

Models	X	A	B	C	M	M1	Code No.	Order No.	(Kg) Weight
WT150	25	102	80	83	47.5	82.5	306059-000	WT150-Z7418	2.7
WT150	25	114.5	80	83	60	95	30605G-000	WT150-B25x2-95	2.9
WT100	25	111.5	62	79	57.5	92.5	306053-000	WT100-B25x2-92	2.4

TRIPLE BORING BAR HOLDER 三內孔刀座



DIMENSIONS

● External coolant supply 外部出水

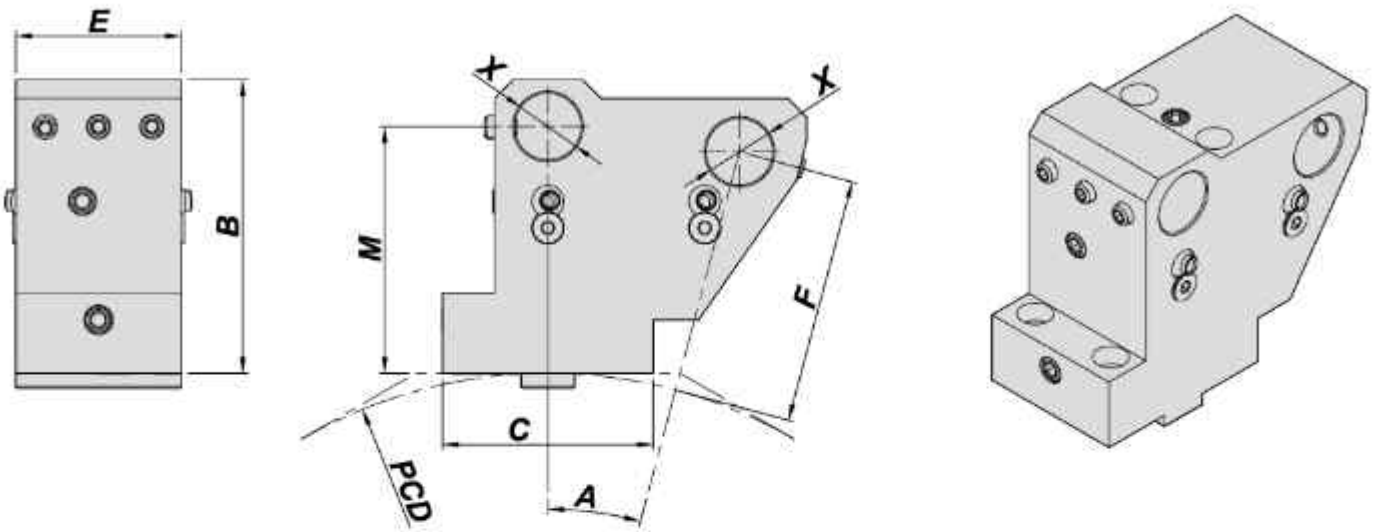
Models	X	A	B	C	E	F	M	M1	PCD	Code No.	Order No.	(Kg) Weight
WT150	25	15°	102	83	80	82.5	47.5	35	340	306052-000	WT150-B25x3-R8453	5
NTJ-100	25	15°	111.5	78	62	92.5	57.5	35	300	30605A-000	NTJ-100-H21491	3.9

DOUBLE BORING BAR HOLDER

Evermore

TYPE NAKAMURA

雙內孔刀座



DIMENSIONS

● External coolant supply 外部出水

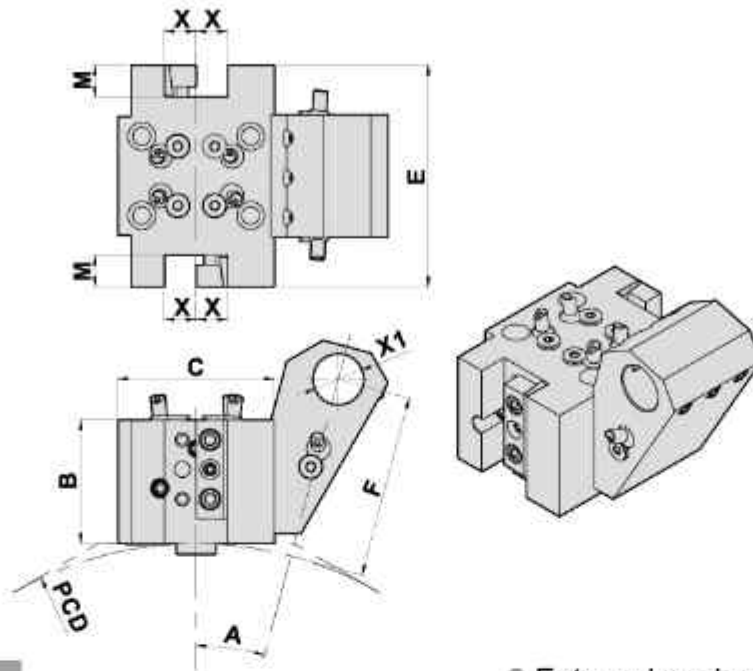
Models	X	A	B	C	E	F	M	PCD	Code No.	Order No.	(Kg) Weight
NTJ-100	25	15°	110	79	62	92.5	92.5	370	30605C-000	NTJ-100-H22412	4.5
NTJ-100	25	15°	94	79	62	75	75	300	306058-000	NTJ-100-C22412	3.5
MX-100	25	15°	110	79	62	92.5	92.5	390	30605J-000	44NA-B25x2-92.5-24-390	4.5

DOUBLE SIDE TURNING HOLDER

Evermore

TYPE NAKAMURA

雙側外徑刀座



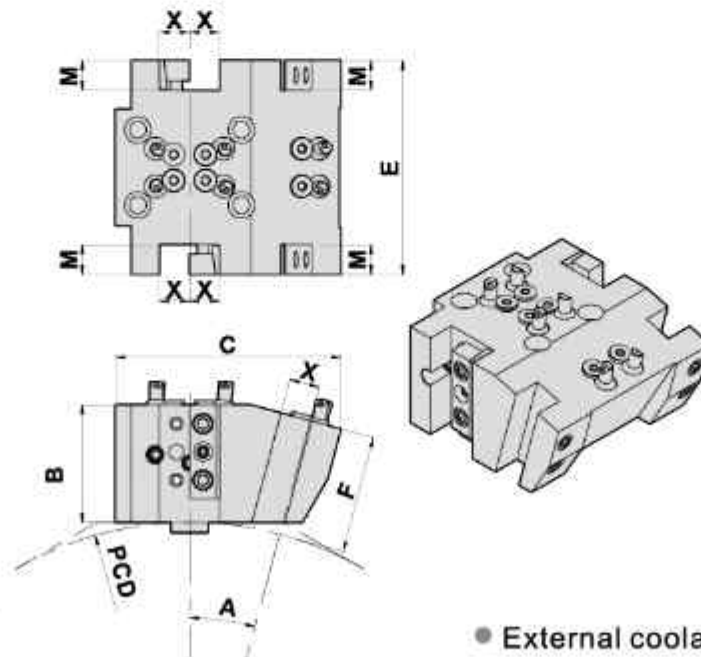
DIMENSIONS

● External coolant supply 外部出水

Models	A	X	X1	B	C	E	F	M	PCD	Code No.	Order No.	(Kg) Weight
WT-100/NTJ-100	15°	16	25	62.5	79	112	92.5	16	370	404051-000	H21470	5
WT-100/NTJ-100	15°	20	25	70	75	112	75	20	300	405056-000	C21470-C20x2	4.6
WT-100/NTJ-100	15°	20	25	82.5	76	112	92.5	16	300	405059-000	H21470-C20x2	5.4

DOUBLE SIDE TURNING HOLDER

雙側外徑刀座

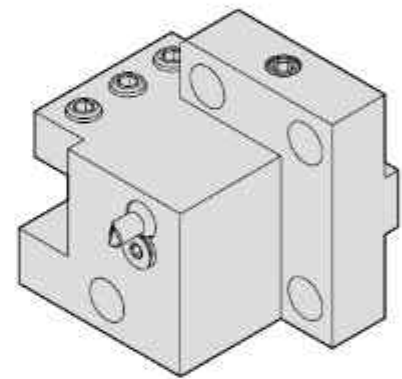
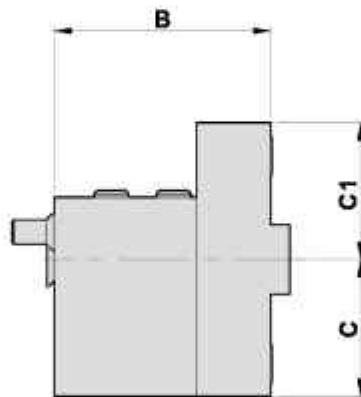
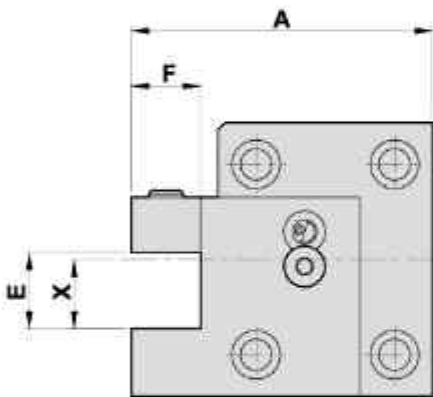
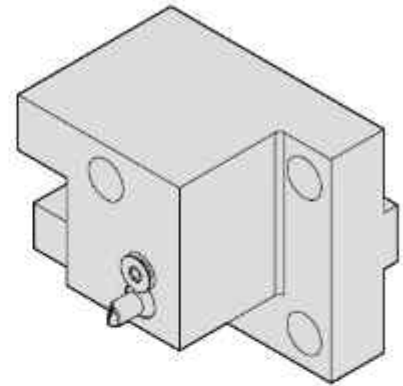
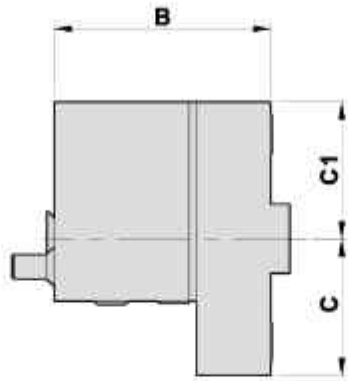
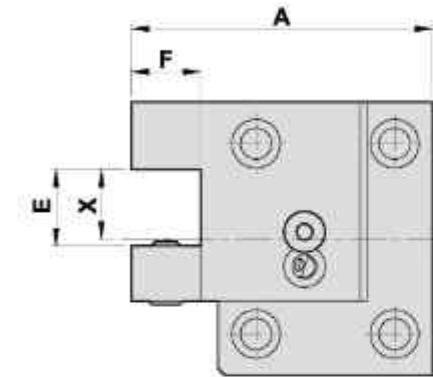


DIMENSIONS

● External coolant supply 外部出水

Models	A	X	B	C	E	F	M	PCD	Code No.	Order No.	(Kg) Weight
WT-100/NTJ-100	15°	16	62.5	120	114	62.5	16	370	404052-000	H21478	4.8
MX-100	15°	16	62.5	118	114	62.5	16	390	404055-000	44NA-C16x4-62.5-24-390	5.4
WT-150	15°	20	65	120	146	65	20	340	40505B-000	WT150-C20x4-65	6.4
AS-200	15°	20	65	120	146	65	20	375	40505K-000	55NA-C20x4-65-24-375	6.4

外徑刀座



WT100-C20-62-R
WT150-C25-65-R

DIMENSIONS

● External coolant supply 外部出水

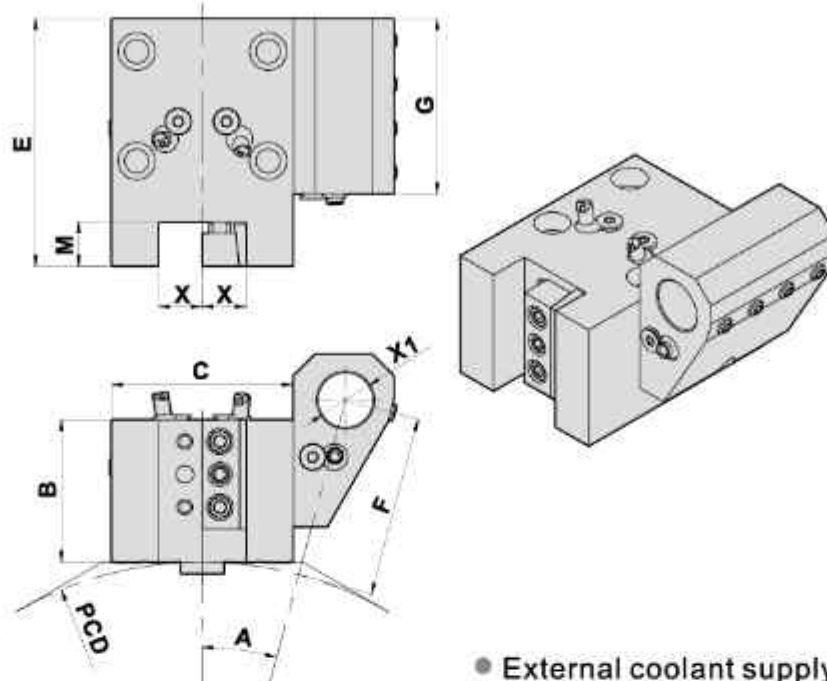
Models	X	A	B	C	C1	E	F	Code No.	Order No.	(Kg) Weight
TW8/WT-100	20	87	62.5	39.5	39.5	22	20	405051-000	WT100-C20-62	2.1
TW8/WT-100	20	87	62.5	39.5	39.5	22	20	405054-000	WT100-C20-62-R	2.1
NTJ-100	20	87	82.5	39.5	39.5	22	20	405058-000	NTJ100-C21410-H20	2.9
WT-150	20	80	65	41.5	41.5	22	20	405055-000	WT150-C20-65	1.7
WT-150	25	100	65	41.5	46.5	27	25	406052-000	WT150-C25-65	2.7
WT-150	25	100	65	46.5	41.5	27	25	406053-000	WT150-C25-65-R	2.7
WT-300	25	126	70	48	60	27	25	406055-000	WT300-R7411-C25-70	4.2

TURNING HOLDER

Evermore

TYPE NAKAMURA

外徑刀座



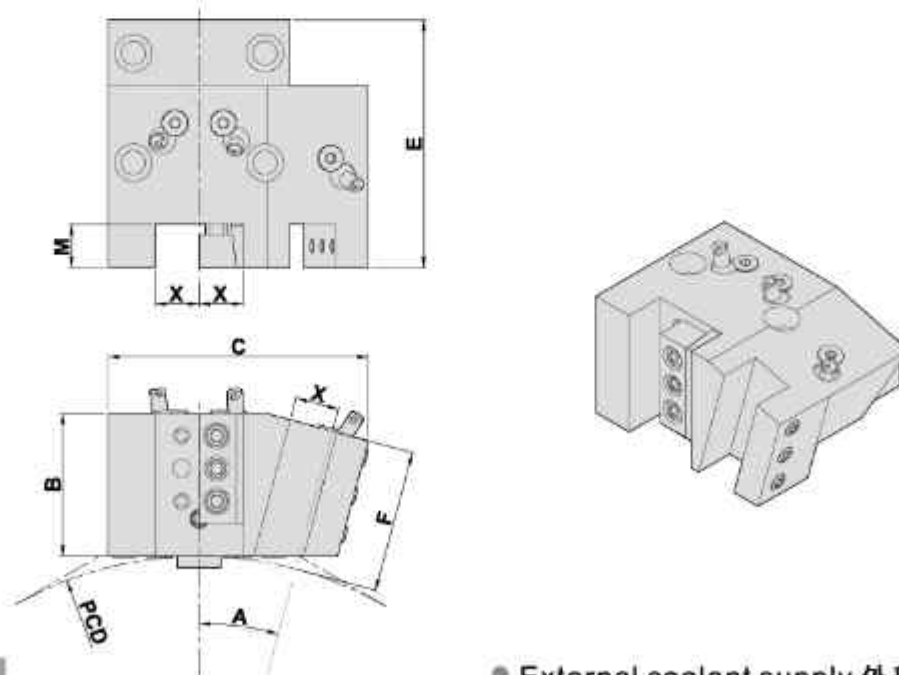
DIMENSIONS

● External coolant supply 外部出水

Models	A	X	X1	B	C	E	F	G	M	PCD	Code No.	Order No.	(Kg) Weight
WT-150	15°	20	25	65	83	113	82.5	80	20	340	405052-000	WT150-R8451-C20	5.5
WT-300	15°	20	25	70	96	113	97.5	100	20	365	40505C-000	WT300-R2451-C20xB25	8.3

TURNING HOLDER

外徑刀座



DIMENSIONS

● External coolant supply 外部出水

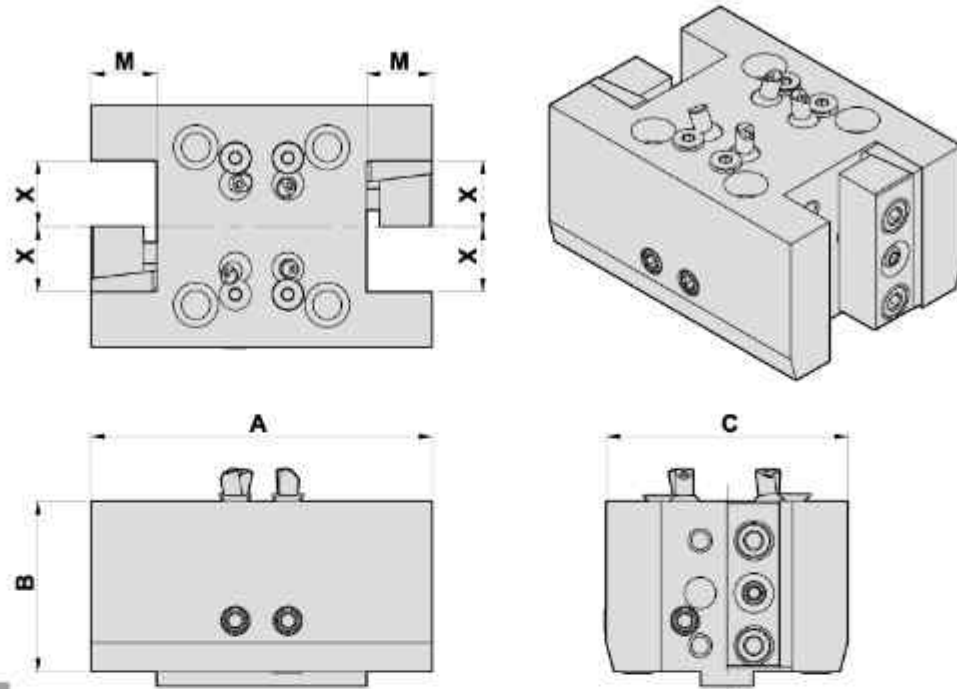
Models	A	X	B	C	E	F	M	PCD	Code No.	Order No.	(Kg) Weight
WT-150	15°	20	65	118.7	113	65	20	340	405053-000	WT150-R1452-C20x2	4.2
AS-200	15°	20	65	120	113	65	20	375	40505F-000	AS200-C20x2-65-24	4.1

DOUBLE SIDE TURNING HOLDER

Evermore

TYPE NAKAMURA

雙側外徑刀座

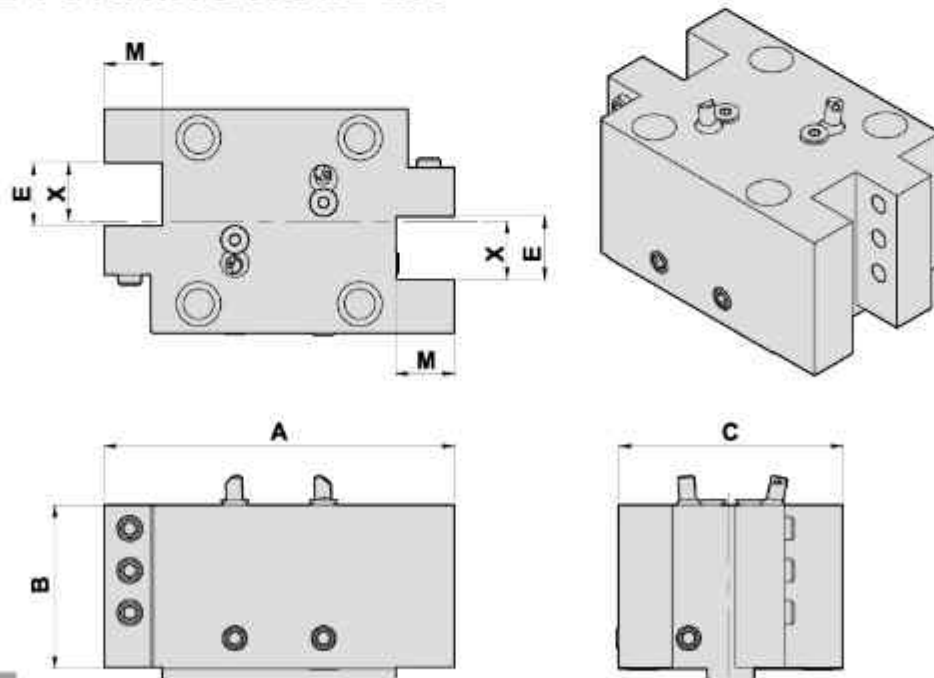


DIMENSIONS

Models	X	A	B	C	M	Code No.	Order No.	(Kg) Weight
WT-150	25	130	65	92	25	406057-000	WT150-C25x2-65	5.1

DOUBLE SIDE TURNING HOLDER

雙側外徑刀座



DIMENSIONS

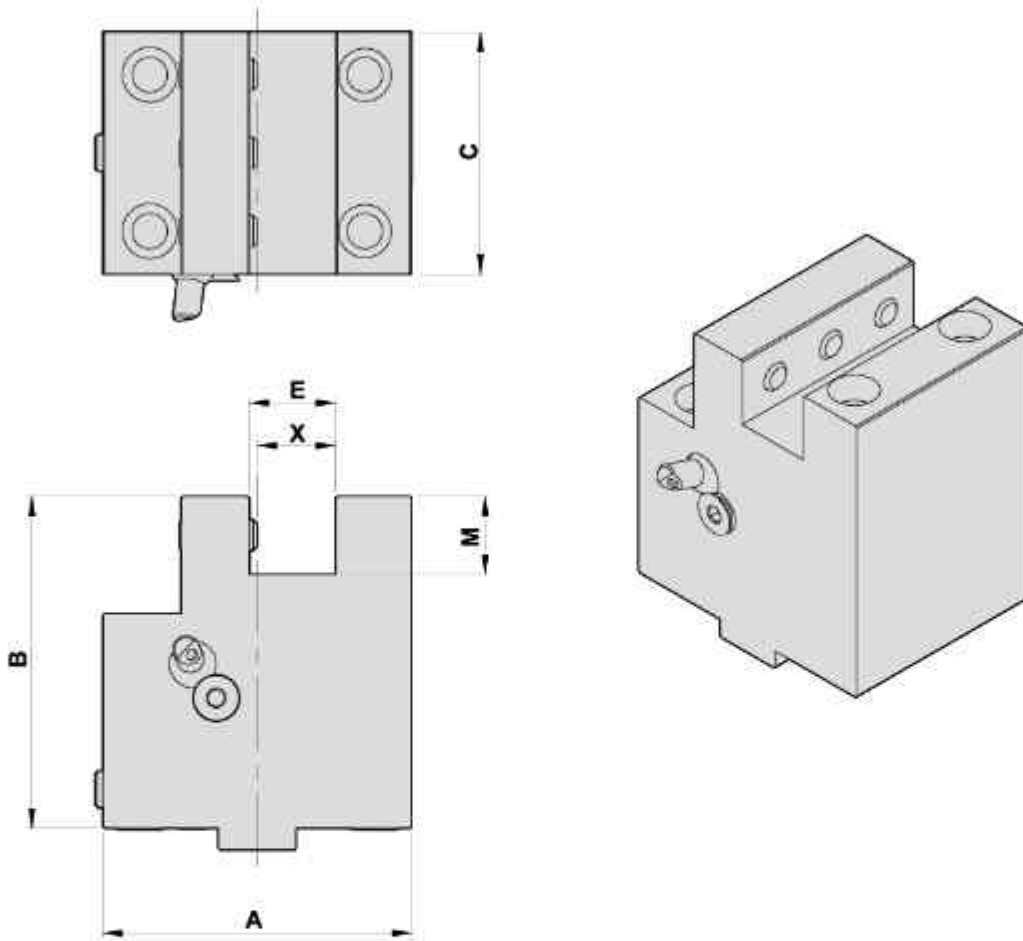
Models	X	A	B	C	E	M	Code No.	Order No.	(Kg) Weight
WT-300	25	150	70	96	27	25	406056-000	WT300-C7452-C25x2	6.6

FACING HOLDER

Evermore

TYPE NAKAMURA

端面刀座



DIMENSIONS

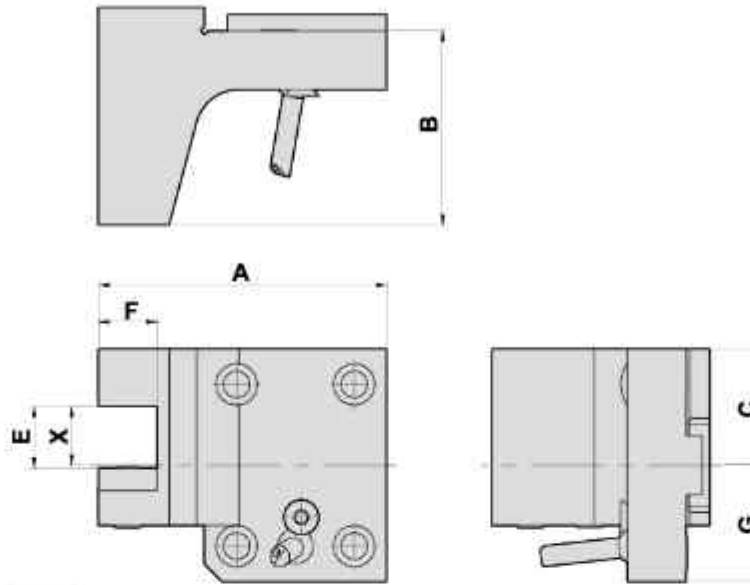
Models	X	A	B	C	E	M	Code No.	Order No.	(Kg) Weight
NTJ-100	20	79	85	62	22	20	505052-000	NTJ-100-Z8415	2.7
WT-150	20	83	60	80	22	20	505051-000	WT150-F20-60	2.5
WT-150	25	91	70	80	27	25	506051-000	WT150-F25-70	3.2

CUTTING HOLDER

Evermore

TYPE NAKAMURA

切斷刀座



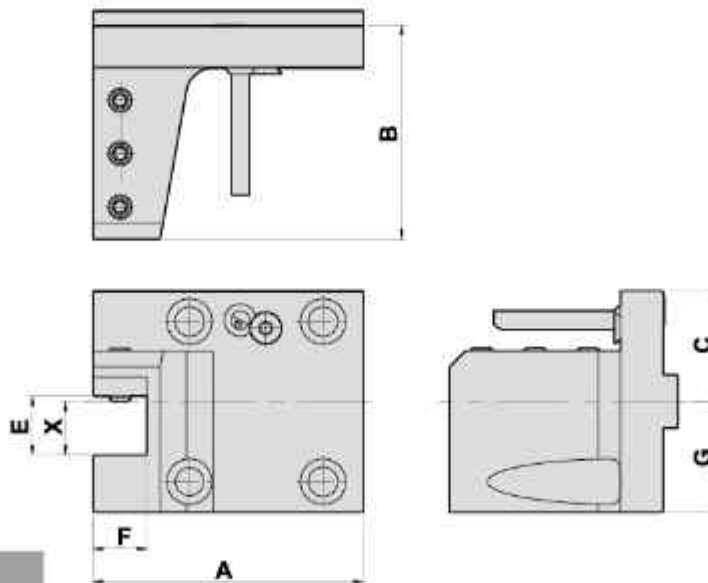
DIMENSIONS

● External coolant supply

Models	X	A	B	C	G	E	F	Code No.	Order No.	(Kg) Weight
WT-100	20	98	66	39.5	39.5	22	20	705051-000	WT100-R21430-R20	1.7
NTJ100	20	98	86	39.5	39.5	22	20	705055-000	NTJ100-R21430-H20	2.6
WT-150	20	101	80	41.5	41.5	22	20	705053-000	WT150-R1431-R20	1.8
WT-300	20	99	80	48	48	22	25	705057-000	WT300-W2431-R20	2.4
WT-150	25	106	80	46.5	41.5	27	25	706051-000	WT150-R1431-R25	2.5
WT-300	25	135	93	48	48	27	25	706053-000	WT300-R25-93	3.5

CUTTING HOLDER

切斷刀座



DIMENSIONS

● External coolant supply

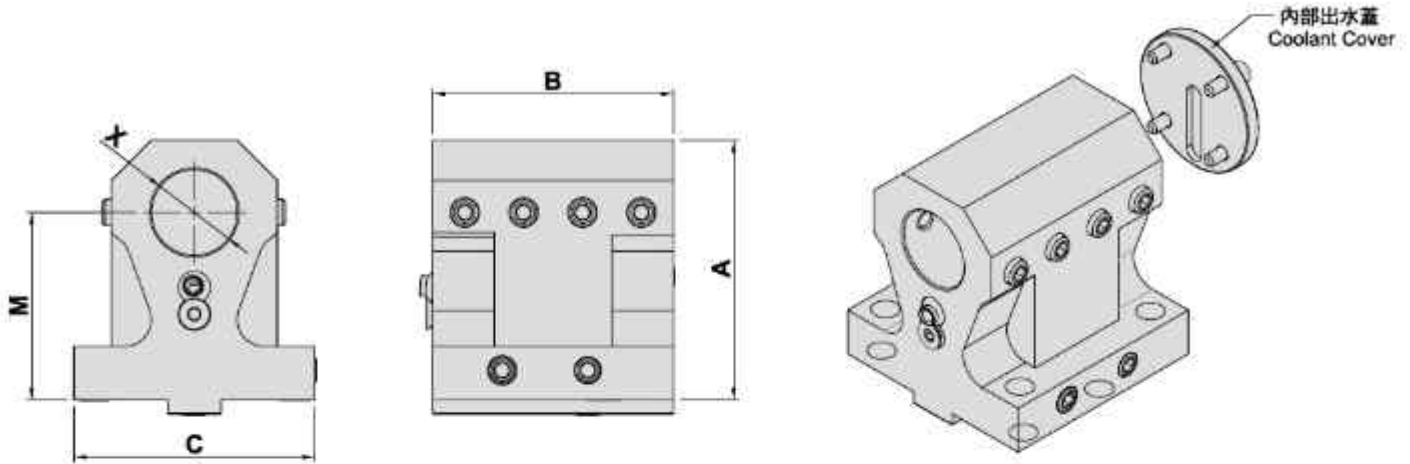
Models	X	A	B	C	G	E	F	Code No.	Order No.	(Kg) Weight
NTJ-100	20	98	86	39.5	39.5	22	20	705056-000	NTJ100-R21440-H20	2.5
WT-100	20	98	66	39.5	39.5	22	20	705054-000	WT100-C21440	1.7
WT-150	20	101	80	41.5	41.5	22	20	705052-000	WT150-R1432-R20-R	1.8
WT-300	20	99	80	48	48	22	20	705058-000	WT300-W2432-R20-R	2.5

BORING BAR HOLDER

Evermore

TYPE NAKAMURA

内孔刀座



内部出水蓋
Coolant Cover

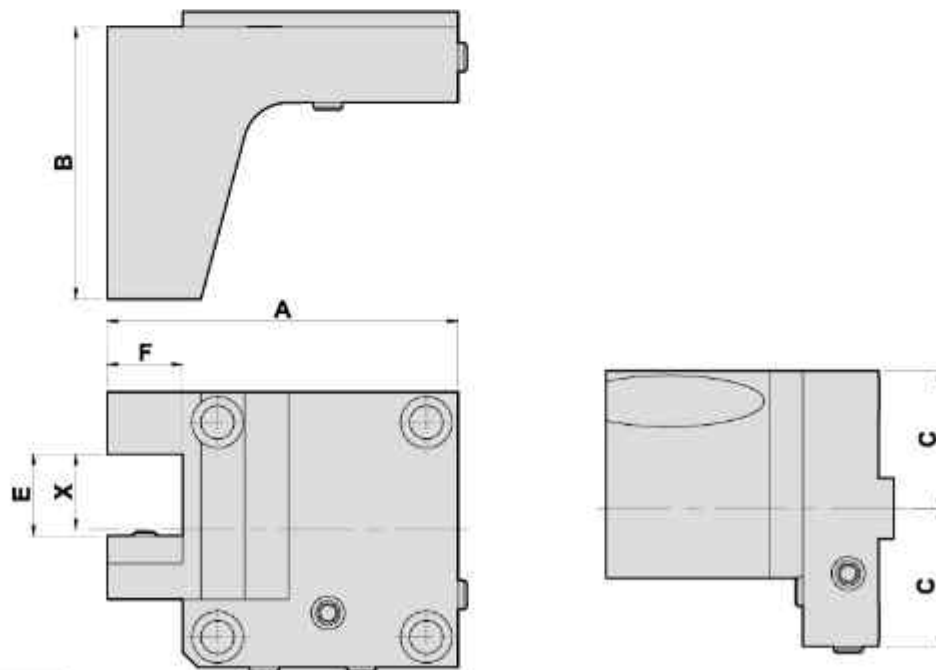
DIMENSIONS

- External coolant supply 外部出水
- Internal coolant supply 内部出水

Models		X	A	B	C	M	Code No.	Order No.	(Kg) Weight
SUPER-WT-150	inch	1.25"	3.82"	3.54"	3.54"	2.76"	3G1051-000	SP-WT-150-B31.75-70	3.6
	mm	32	97	90	90	70	307053-000	SP-WT-150-B32-70	3.6
SUPER-WY-250L	inch	1.5"	4.212"	3.622"	3.583"	2.953"	3H1051-000	SP-WT-150-B38.1-75	5.1
	mm	40	107	92	91	75	308051-000	SP-WT-150-B40-75	4.9

CUTTING HOLDERS

切斷刀座



DIMENSIONS

- External coolant supply

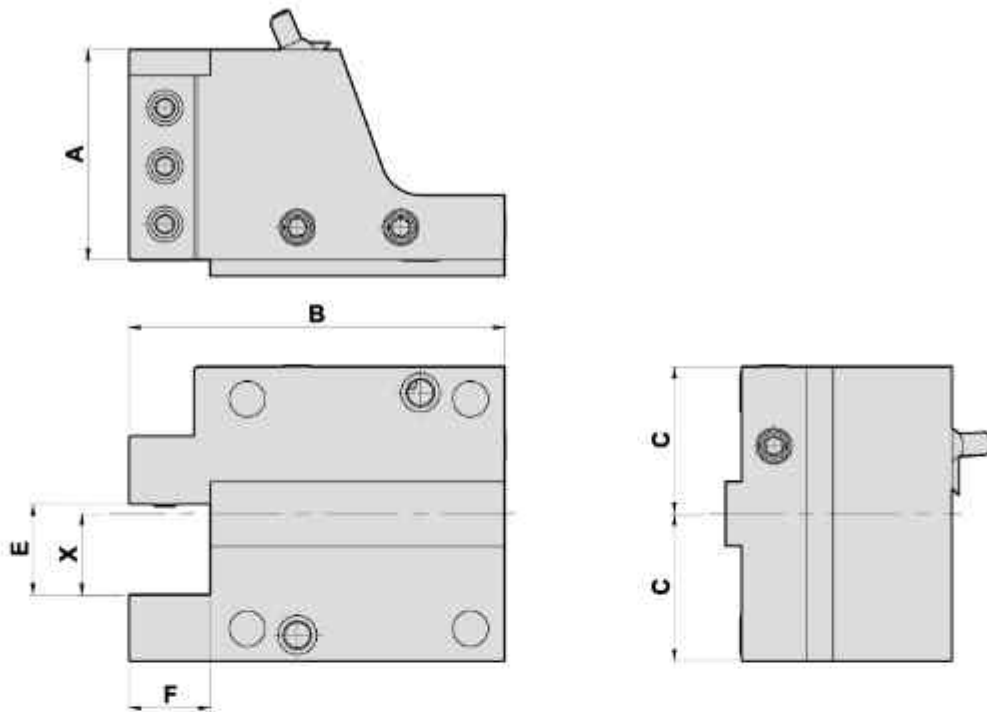
Models	A	B	C	E	F	X	Code No.	Order No.	(Kg) Weight
SUPER-WT-150 SUPER-WY-250L	116	90	45.5	27	25	25	706052-000	SP-WT150-R25	2.8

TURNING HOLDER

Evermore

TYPE NAKAMURA

外徑刀座



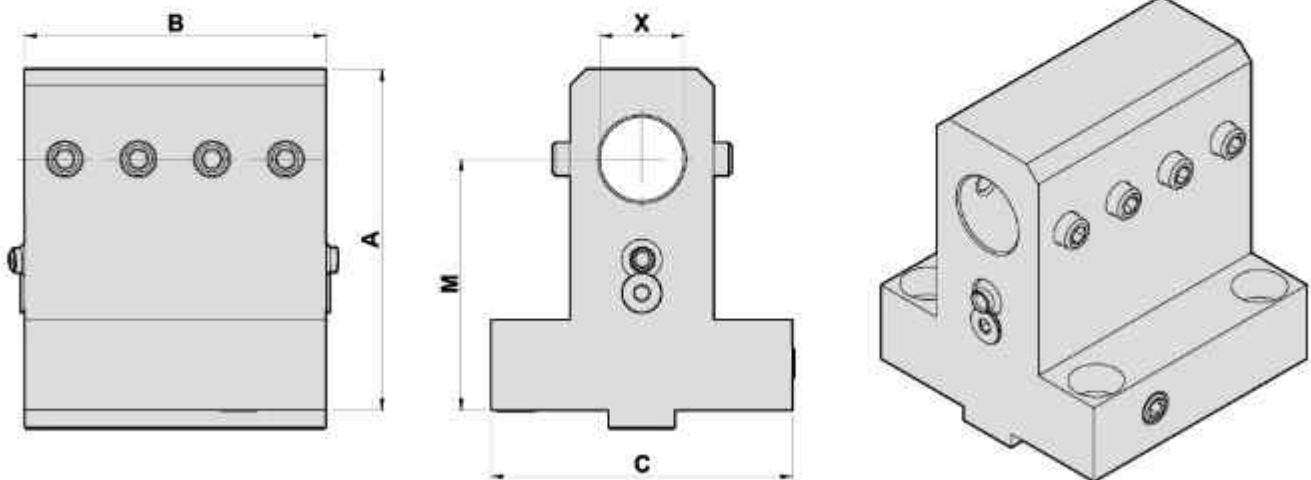
DIMENSIONS

● External coolant supply

Models	X	A	B	C	E	F	Code No.	Order No.	(Kg) Weight
SUPER-WT-150	25	65	116	45.5	28	25	406051-000	SP-WY-250L-C25-65	3.2
SUPER-WY-250L	25	75	121	45.5	28	25	406054-000	SP-WT-150-C25-75	3.6

BORING BAR HOLDER

內孔刀座



DIMENSIONS

● External coolant supply

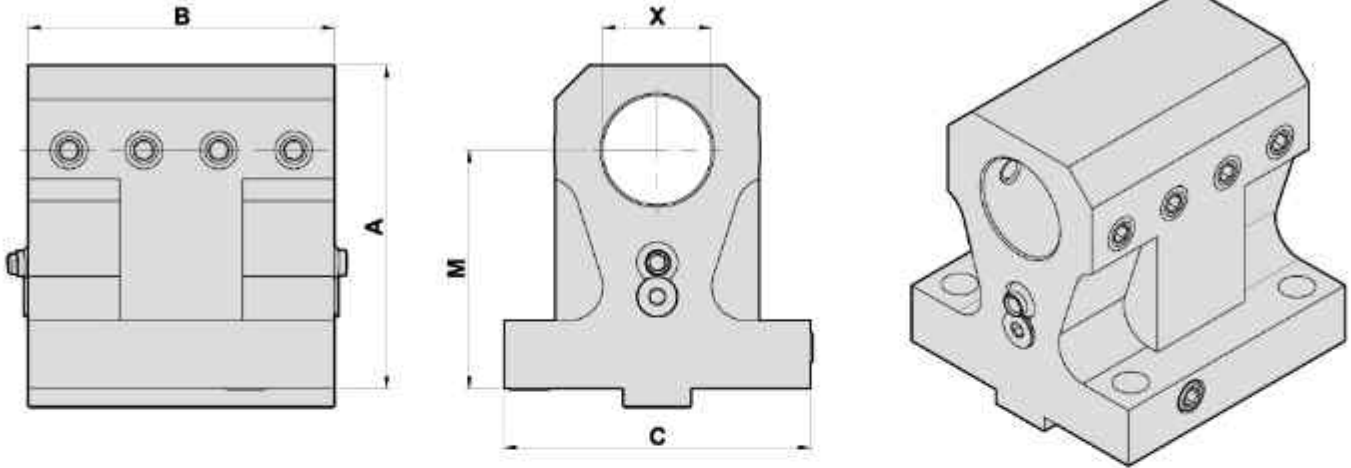
Models	X	A	B	C	M	Code No.	Order No.	(Kg) Weight
SUPER-WT-150 SUPER-WY-250L	25	102	90	90	75	306055-000	SP-WY-250L-B25-75	3.6

BORING BAR HOLDER

Evermore

TYPE NAKAMURA

内孔刀座



DIMENSIONS

● External coolant supply

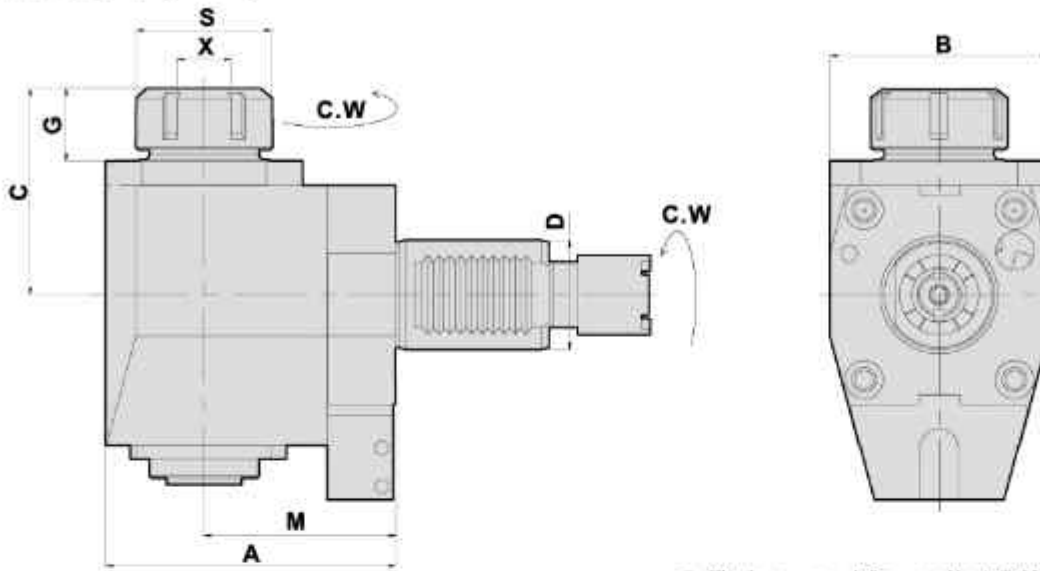
Models	X	A	B	C	M	Code No.	Order No.	(Kg) Weight
SUPER-WT-150 SUPER-WY-250L	32	95	90	90	70	307051-000	SP-WY-250L-B32-70	3.5

RADIAL MILLING AND DRILLING HEAD

Evermore

TYPE OKUMA

徑向鑽銑刀座 (90°)



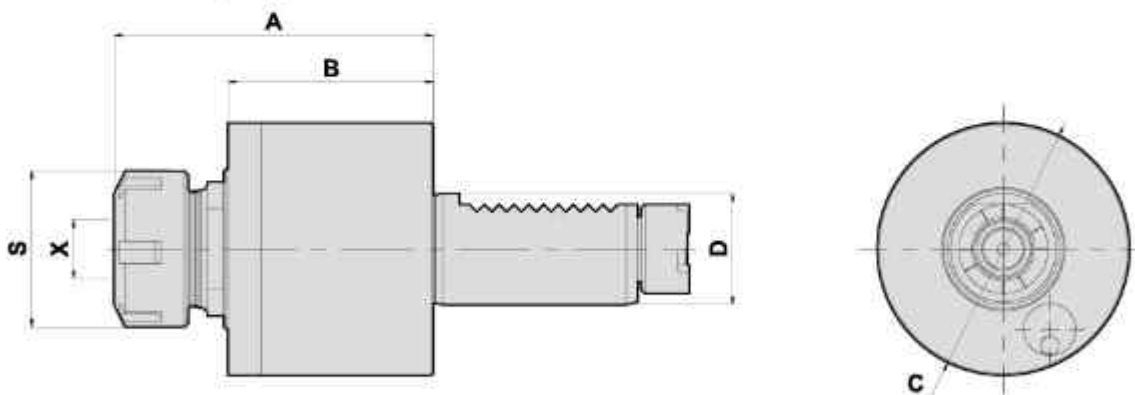
- To be used for collet DIN 6499
- External coolant supply
- Collet is not included

DIMENSIONS

Models	D	X Capacity	S	Maximum R.P.M.	A	B	C	G	M	Code No.	Order No.	(Kg) Weight
L300M	40	2-20 ER32	50	5000	106	80	85	26	70	240AHB-000	OK-FL40-32-70	6.4

AXIAL MILLING AND DRILLING HEAD

軸向鑽銑刀座 (0°)



- To be used for collet DIN 6499
- External coolant supply
- Collet is not included

DIMENSIONS

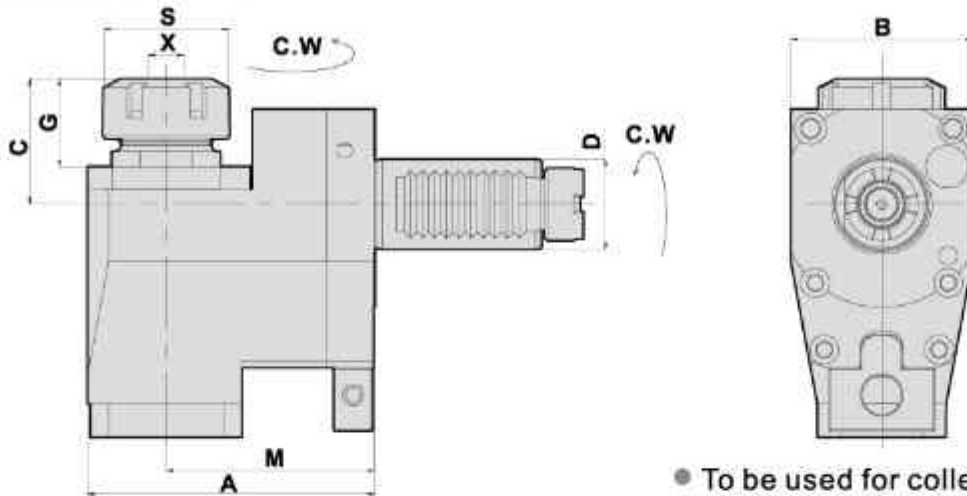
Models	D	X Capacity	S	Maximum R.P.M.	A	B	C	Code No.	Order No.	(Kg) Weight
L200M	30	1-13 ER20	35	6000	86	57	68	130AHA-000	OK-DA30-ER20	1.9
L200M	30	1-16 ER25	42	6000	87	57	68	130AHB-000	OK-DA30-ER25	1.9
L300M	40	2-20 ER32	50	6000	93	56	86	140AHA-000	OK-DA40-ER32	3.1

RADIAL MILLING AND DRILLING HEAD OFFSET

Evermore

TYPE OKUMA

徑向鑽銑刀座 (90°)

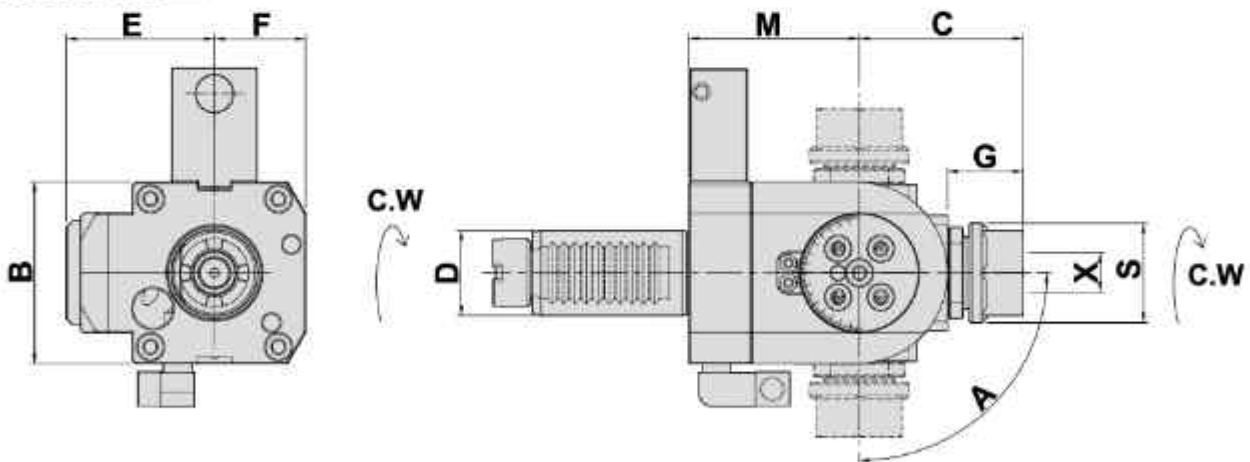


- To be used for collet DIN 6499
- External coolant supply
- Collet is not included

DIMENSIONS

Models	D	X Capacity	S	Maximum R.P.M.	A	B	C	G	M	Code No.	Order No.	(Kg) Weight
L200M	30	1-13 ER20	35	5000	95	64	43	30	69	230AHM-000	OK-BL30-20-69-N	3.8
L200M	30	1-16 ER25	42	5000	95	64	43	31	69	230AHK-000	OK-BL30-25-69-N	3.9
L300M	40	2-20 ER32	50	5000	124	80	43	33	90	240AHA-000	OK-BL40-32-90	8.5

ANGULAR HEAD 萬向鑽銑刀座



- To be used for collet DIN 6499
- External coolant supply
- Collet is not included

DIMENSIONS

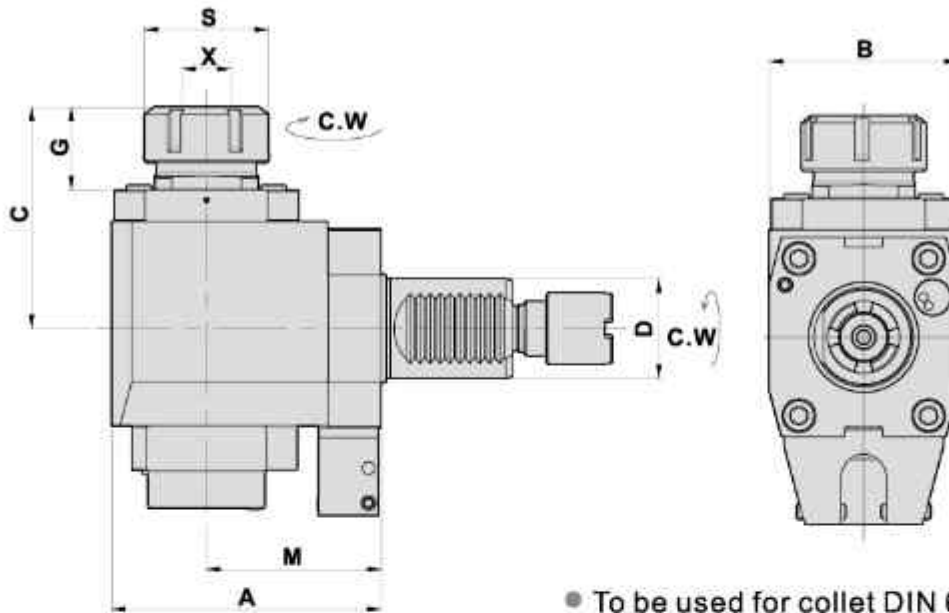
Models	D	X Capacity	S	Maximum R.P.M.	A	B	C	E	F	G	M	Code No.	Order No.	(Kg) Weight
L200M	30	1-13 ER20	35	5000	± 90°	64	59	54	32	28	62	130AHC-000	OK-DA30-20B	3
L300M	40	1-16 ER25	42	5000	± 90°	76	65	65	38	30	70	140AHB-000	OK-DA40-25B	5.3

RADIAL MILLING AND DRILLING HEAD OFFSET

Evermore

TYPE OKUMA

徑向鑽銑刀座 (90°)

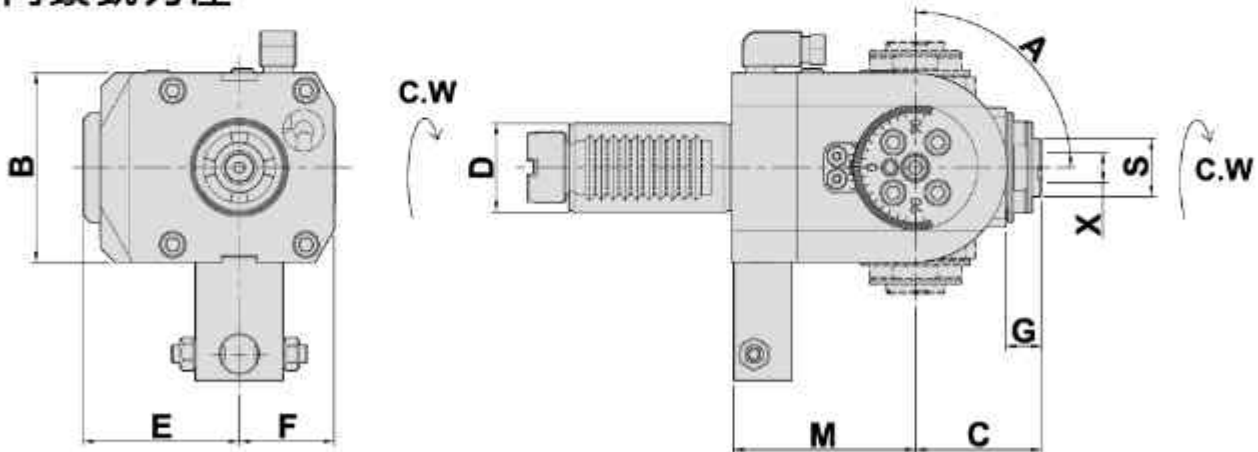


- To be used for collet DIN 6499
- Internal coolant supply: 50bar 中心出水
- Collet is not included

DIMENSIONS

Models	D	X Capacity	S	Maximum R.P.M.	A	B	C	G	M	Code No.	Order No.	(Kg) Weight
L300M	40	2-20 ER32	50	5000	108	76	89	34	70	240AHF-000	OK-CW-FL40-32-70	6.4

ANGULAR HEAD 萬向鑽銑刀座



- To be used for collet DIN 6499
- External coolant supply
- Collet is not included

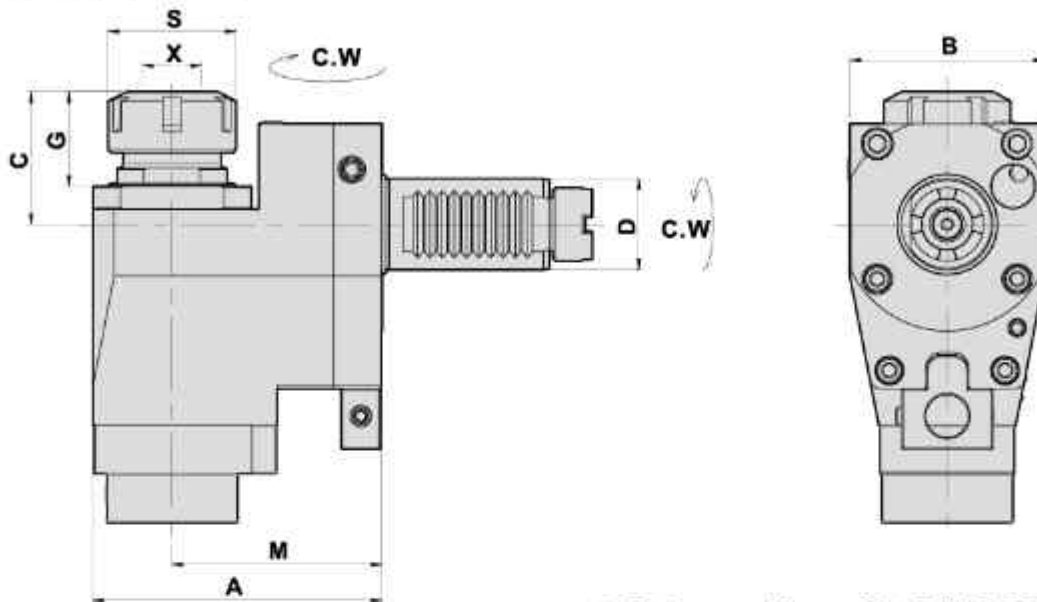
DIMENSIONS

Models	D	X Capacity	S	Maximum R.P.M.	A	B	C	E	F	G	M	Code No.	Order No.	(Kg) Weight
L200M	30	1-10 ER16A	19.5	5000	± 90°	64	43	53	32	12	62	130AHP-000	OK-DA30-16BAC	3

RADIAL MILLING AND DRILLING HEAD OFFSET

TYPE OKUMA

徑向鑽銑刀座 (90°)



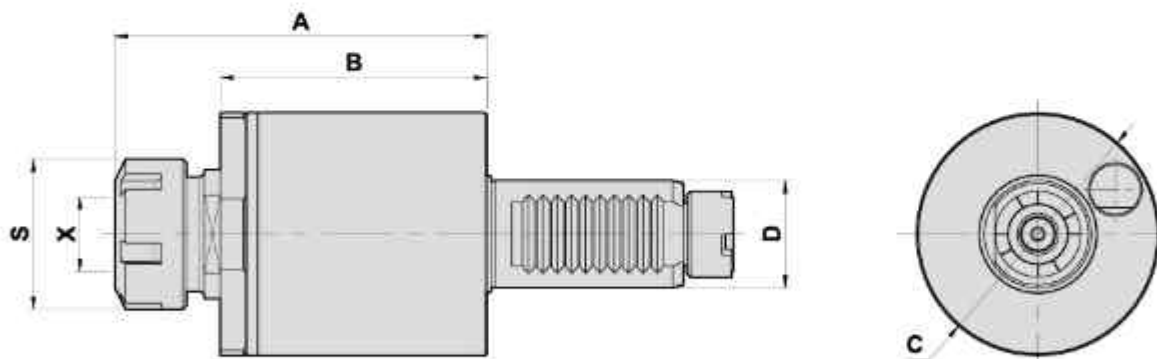
- To be used for collet DIN 6499
- Internal coolant supply: 50bar 中心出水
- Collet is not included

DIMENSIONS

Models	D	X Capacity	S	Maximum R.P.M.	A	B	C	G	M	Code No.	Order No.	(Kg) Weight
L200M	30	1-16 ER25	42	5000	95	64	43.5	31	69	230AHL-000	OK-CW-BL30-25-69	3.9

AXIAL MILLING AND DRILLING HEAD

軸向鑽銑刀座 (0°)



- To be used for collet DIN 6499
- Internal coolant supply: 15bar 中心出水
- Collet is not included

DIMENSIONS

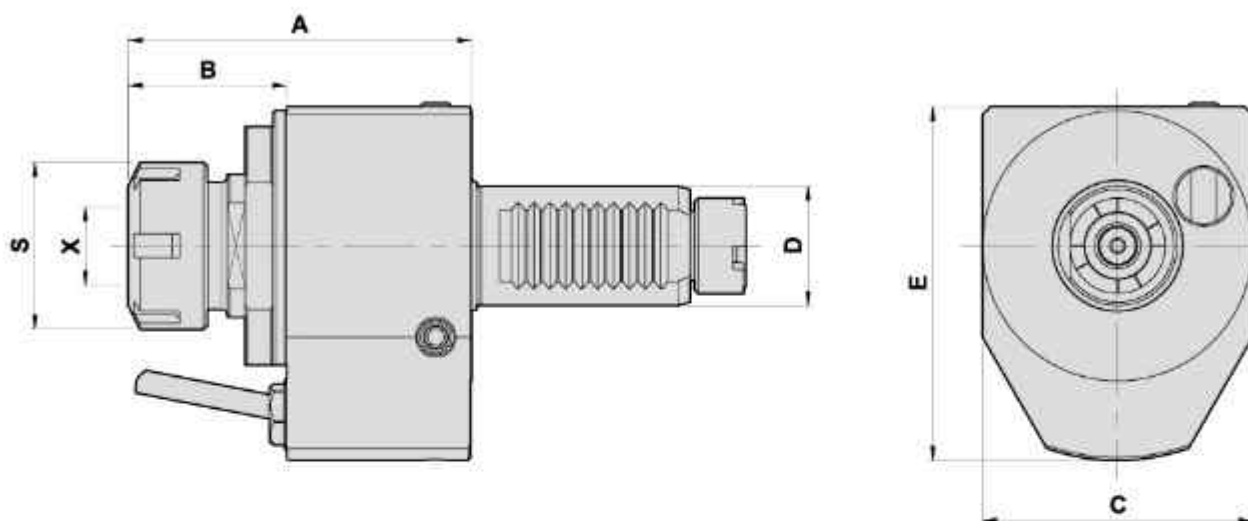
Models	D	X Capacity	S	Maximum R.P.M.	A	B	C	Code No.	Order No.	(Kg) Weight
L200M	30	1-13 ER20	35	6000	104	74.5	68	130AHS-000	OK-CW-DA30-ER20	2.3
L200M	30	1-16 ER25	42	6000	104	74.5	68	130AHG-000	OK-CW-DA30-ER25	2.4
L300M	40	2-20 ER32	50	6000	129	84	68	140AHE-000	OK-CW-DA40-ER32	4.4

AXIAL MILLING AND DRILLING HEAD

Evermore

TYPE OKUMA

軸向鑽銑刀座 (0°)-高壓出水



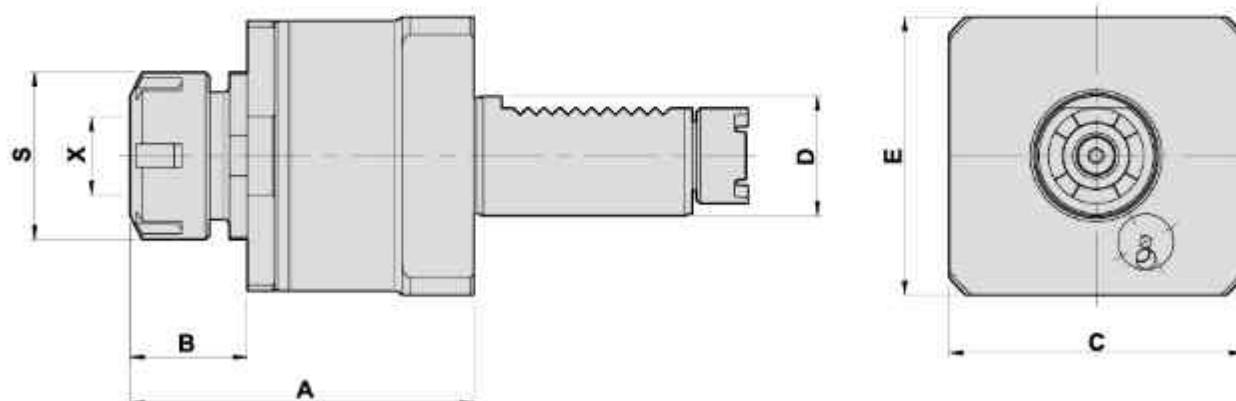
- To be used for collet DIN 6499
- External coolant supply (high pressure)
- Collet is not included

DIMENSIONS

Models	D	X Capacity	S	Maximum R.P.M.	A	B	C	E	Code No.	Order No.	(Kg) Weight
L200M	30	1-16 ER25	42	6000	86.5	30	68	89	130AHJ-000	OK-DA30-ER25-KT	2.6

AXIAL MILLING AND DRILLING HEAD

軸向鑽銑刀座 (0°)



- To be used for collet DIN 6499
- External coolant supply
- Collet is not included

DIMENSIONS

Models	D	X Capacity	S	Maximum R.P.M.	A	B	C	E	Code No.	Order No.	(Kg) Weight
LT200-MY	30	1-16 ER25	42	6000	88	31	74	70	130AHD-000	OK-LT-DA30-ER25	2.1

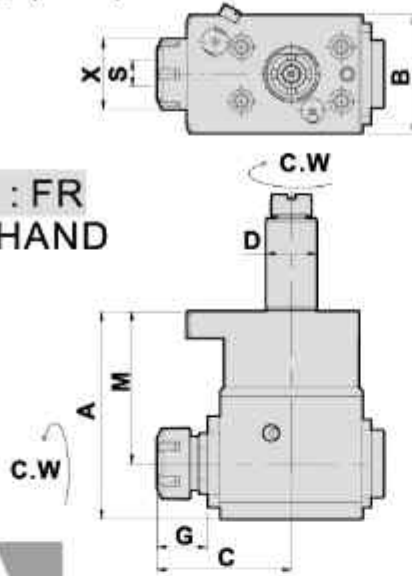
RADIAL MILLING AND DRILLING HEAD

Evermore

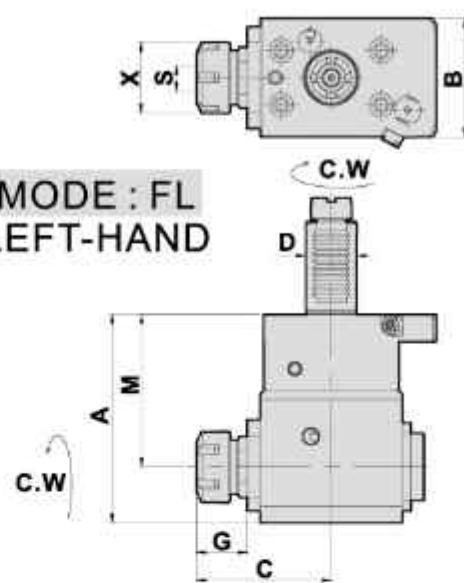
TYPE OKUMA

徑向鑽銑刀座 (90°)

MODE : FR
RIGHT-HAND



MODE : FL
LEFT-HAND

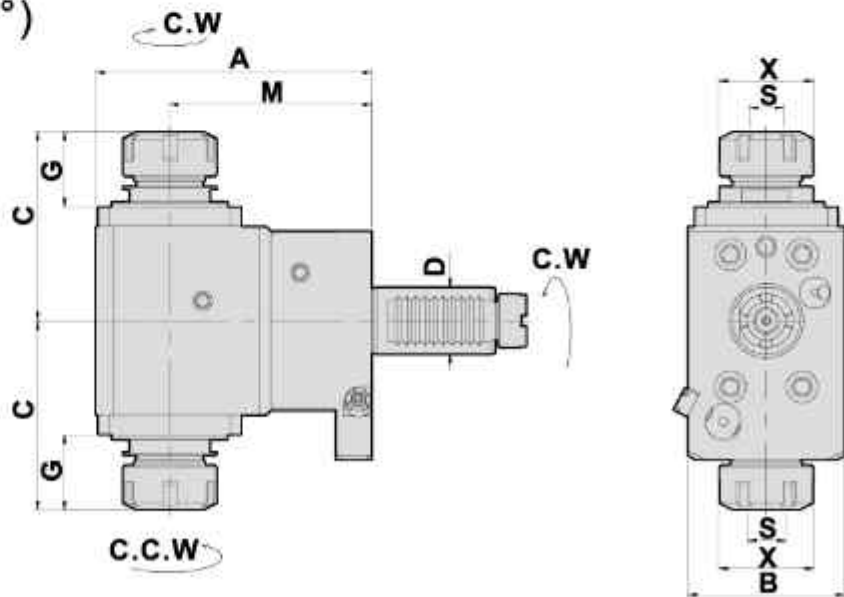


DIMENSIONS

Models	D	X Capacity	S	Maximum R.P.M.	A	B	C	G	M	Code No.	Order No.	(Kg) Weight
LT200-MY	30	1-13 ER20	35	5000	123	70	81	30	90	230AHI-000	OK-LT-FR30-20-90	4
LT200-MY	30	1-16 ER25	42	5000	123	70	81	30	90	230AHC-000	OK-LT-FR30-25-90	4
										230AHD-000	OK-LT-FL30-25-90	
LT200-MY	30	1-16 ER25	42	5000	130	70	83	32	100	230AHF-000	OK-LT-FR30-25-100	4.5
										230AHG-000	OK-LT-FL30-25-100	

RADIAL DRILLING AND MILLING HEAD DOUBLE HEADS

徑向雙頭鑽銑刀座 (90°)



- To be used for collet DIN 6499
- External coolant supply
- Collet is not included

DIMENSIONS

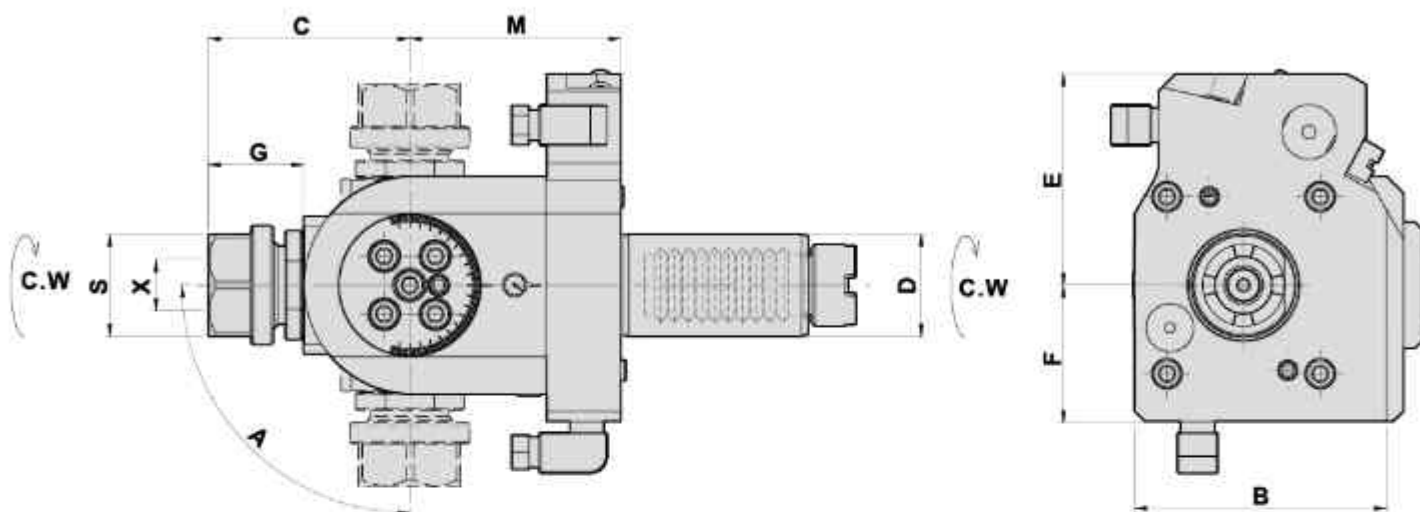
Models	D	X Capacity	S	Maximum R.P.M.	A	B	C	G	M	Code No.	Order No.	(Kg) Weight
LT200-MY	30	1-16 ER25	42	5000	123	70	84	33.5	90	230AHE-000	OK-LT-FL30-25-90D	6

ANGULAR HEAD

Evermore

TYPE OKUMA

萬向鑽銑刀座



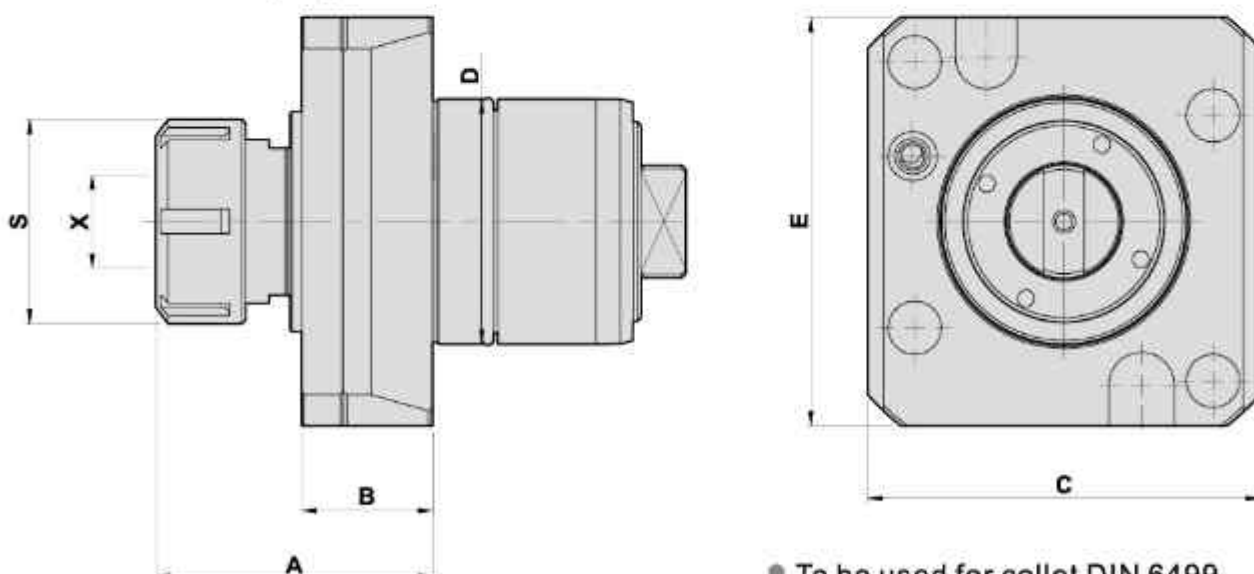
- To be used for collet DIN 6499
- External coolant supply
- Collet is not included

DIMENSIONS

Models	D	X Capacity	S	Maximum R.P.M.	A	B	C	E	F	G	M	Code No.	Order No.	(Kg) Weight
LT200-MY	30	1-13 ER20	35	5000	±90°	74	59	62	40	28	62	130AHE-000	OK-LT-DA30-20B	3.5

AXIAL MILLING AND DRILLING HEAD

軸向鑽銑刀座 (0°)



- To be used for collet DIN 6499
- External coolant supply
- Collet is not included

DIMENSIONS

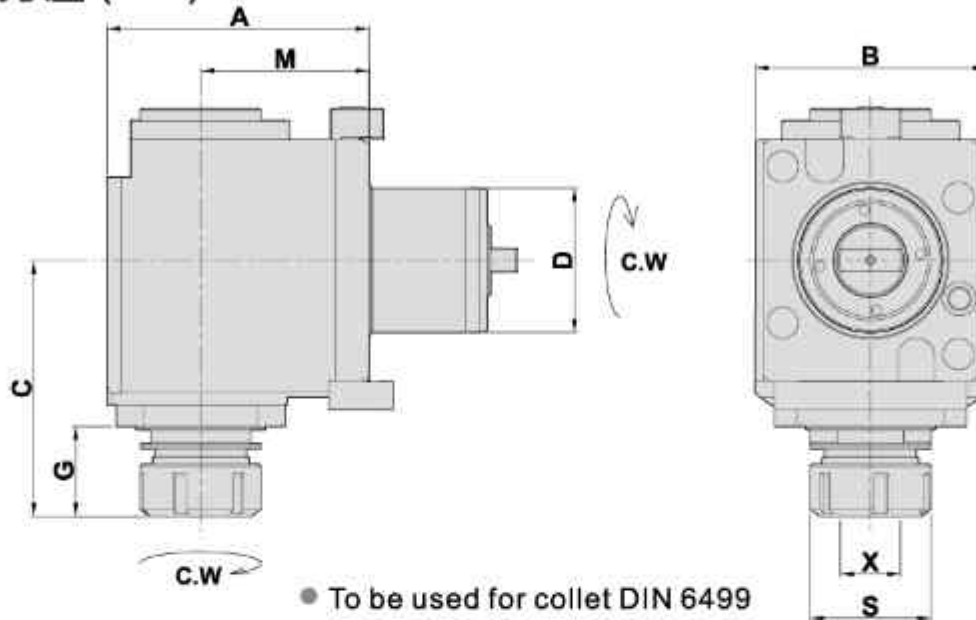
Models	D	X Capacity	S	Maximum R.P.M.	A	B	C	E	Code No.	Order No.	(Kg) Weight
LB2000EX / LB3000EX / LU3000EX / L300MW V12	60	2-20 ER32	50	6000	71	36	96	100	1601HA-000	OK-EX-DA60-ER32	3.6

RADIAL MILLING AND DRILLING HEAD

Evermore

TYPE OKUMA

徑向鑽銑刀座 (90°)



- To be used for collet DIN 6499
- External coolant supply
- Collet is not included

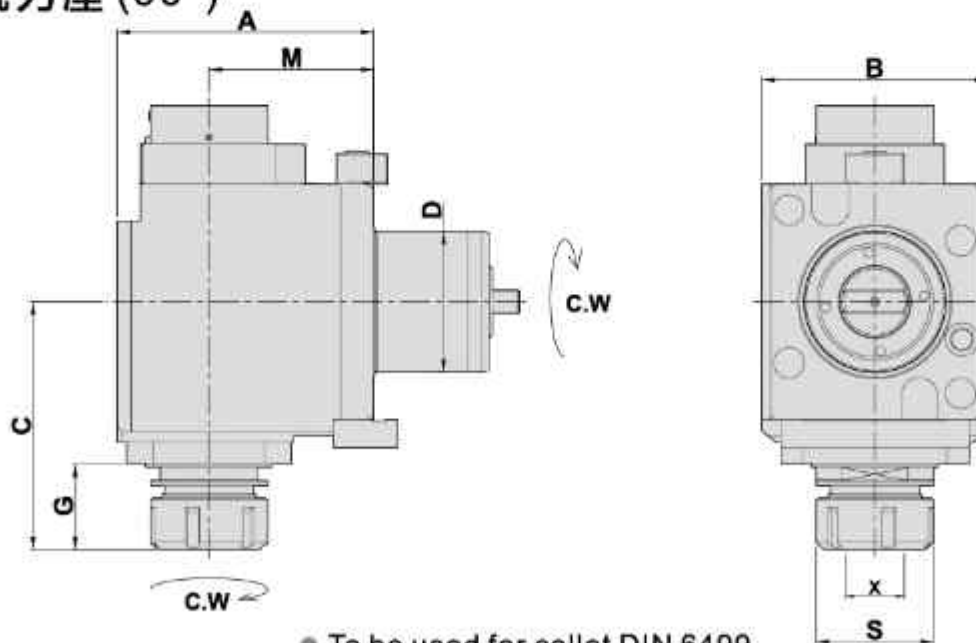
DIMENSIONS

Models	D	X Capacity	S	Maximum R.P.M.	A	B	C	G	M	Code No.	Order No.	(Kg) Weight
LB2000EX	60	2-20 ER32	50	5000	109	96	107	38	70	2601HA-000	OK-EX-DF60-32-70	9.1
/LB3000EX	60	2-20 ER32	50	5000	129	96	107	38	90	2601HM-000	OK-EX-DF60-32-90	11
/LU3000EX	60	2-20 ER32	50	4000	109	96	112	32	70	2601HF-000	*OK-EX-DF60-32-70-TA	9.7

*HEAVY CUTTING (重切削)

RADIAL MILLING AND DRILLING HEAD

徑向鑽銑刀座 (90°)



- To be used for collet DIN 6499
- Internal coolant supply: 50bar 中心出水
- Collet is not included

DIMENSIONS

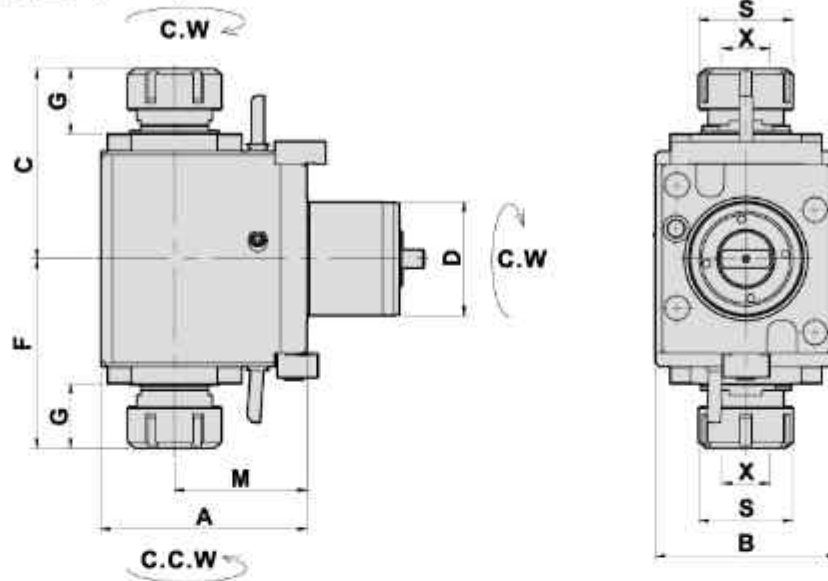
Models	D	X Capacity	S	Maximum R.P.M.	A	B	C	G	M	Code No.	Order No.	(Kg) Weight
LB2000EX /LB3000EX /LU3000EX /L300MW V12	60	2-20 ER32	50	5000	109	96	105.5	36.5	70	2601HB-000	OK-EX-CW-DF60-32-70	9.8

RADIAL MILLING AND DRILLING HEAD DOUBLE HEADS

Evermore

TYPE OKUMA

徑向雙頭鑽銑刀座 (90°)



- To be used for collet DIN 6499
- External coolant supply
- Collet is not included

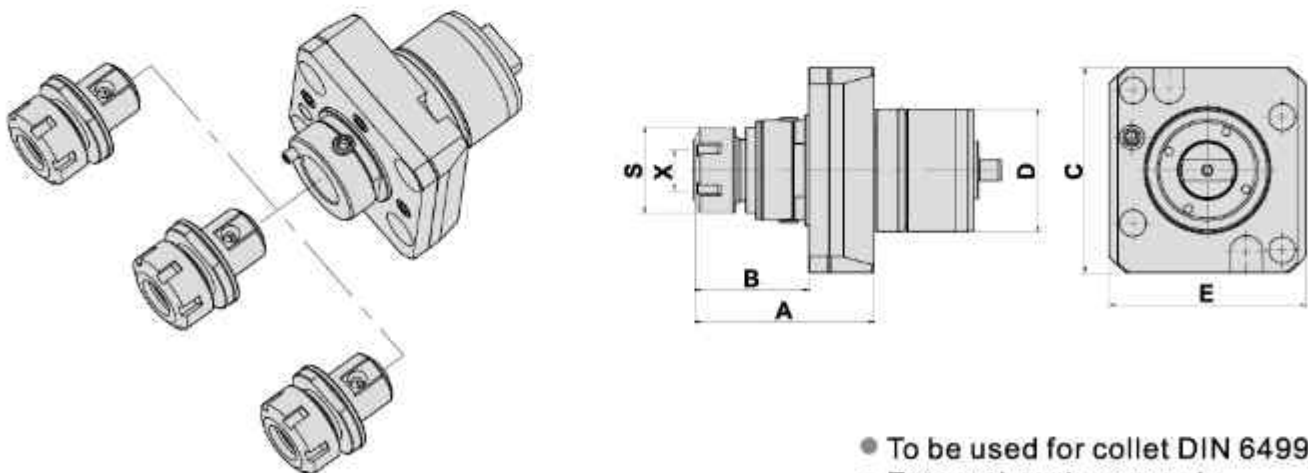
DIMENSIONS

Models	D	X Capacity	S	Maximum R.P.M.	A	B	C	F	G	M	Code No.	Order No.	(Kg) Weight
LB2000EX / LB3000EX / LU3000EX / L300MW V12	60	2-20 ER32	50	5000	109	96	101	100	35	70	2601HC-000	OK-EX-DF60-32-70D	6.8
	60	2-20 ER32	50	5000	129	96	101	100	35	90	2601HQ-000	OK-EX-DF60-32-90D	11.4

AXIAL MILLING AND DRILLING HEAD

Quick-chang Clamping System

軸向快換鑽銑刀座 (0°)

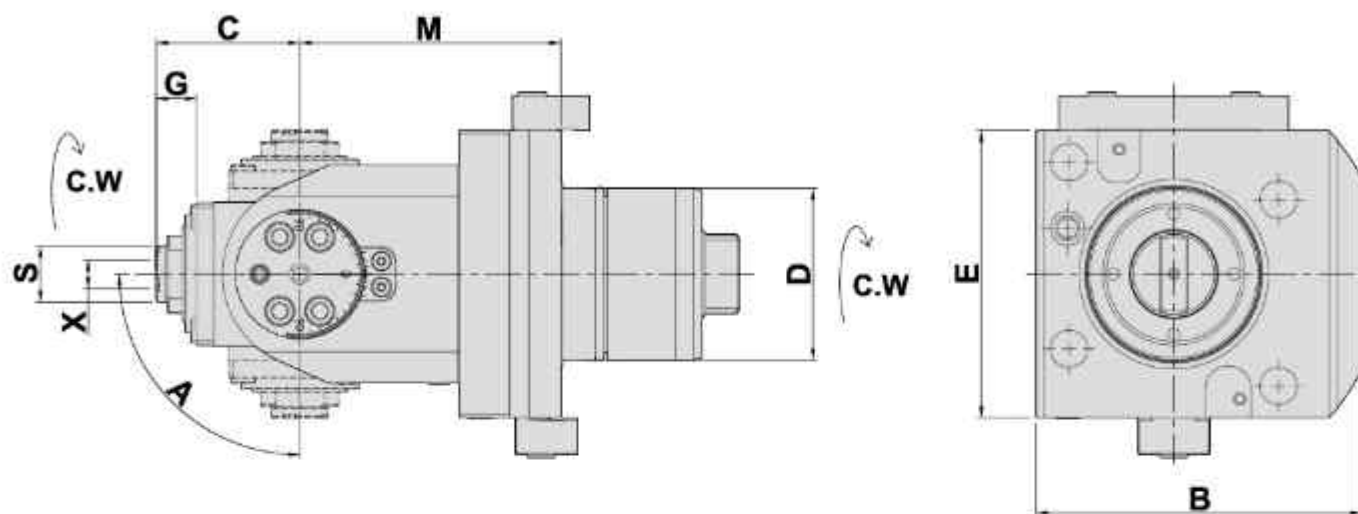


- To be used for collet DIN 6499
- External coolant supply
- Collet is not included

DIMENSIONS

Models	D	X Capacity	S	Maximum R.P.M.	A	B	C	E	Code No.	Order No.	(Kg) Weight
LB2000EX / LB3000EX / LU3000EX / L300MW V12	60	1-16 ER25	42	6000	91	56	100	96	1601HD-000	OK-EX-DA60-ER25-QF	3.7

萬向鑽銑刀座



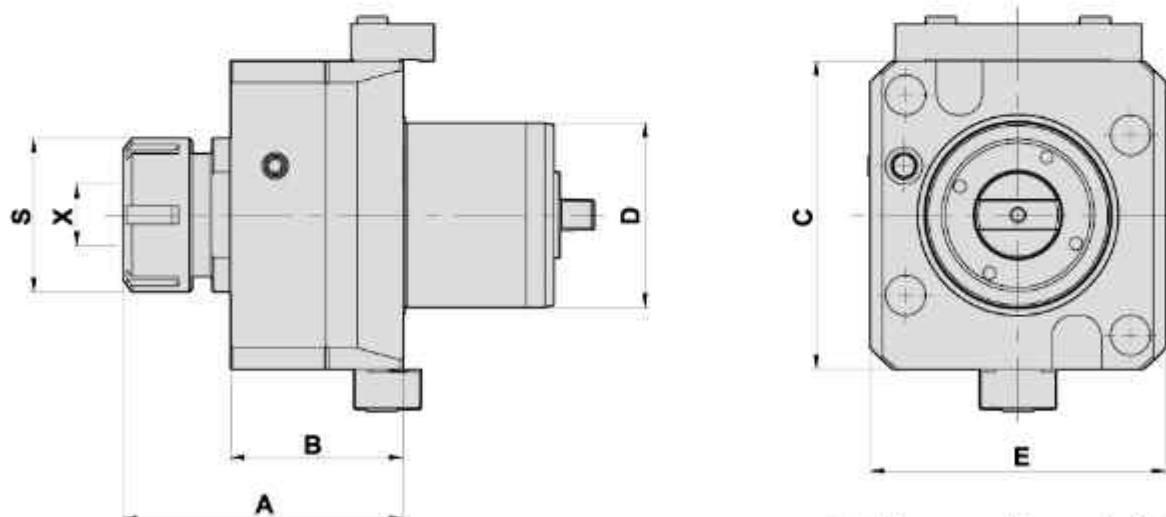
- To be used for collet DIN 6499
- External coolant supply
- Collet is not included

DIMENSIONS

Models	D	X Capacity	S	Maximum R.P.M.	A	B	C	E	G	M	Code No.	Order No.	(Kg) Weight
LB2000EX / LB3000EX / LU3000EX / L300MW V12	60	1-10 ER16A	19.5	4000	±90°	114	50	100	14	91	1601HC-000	OK-EX-DA60-16BAC	7.5

AXIAL MILLING AND DRILLING HEAD

軸向鑽銑刀座 (0°)



- To be used for collet DIN 6499
- Internal coolant supply 中心出水
- Collet is not included

DIMENSIONS

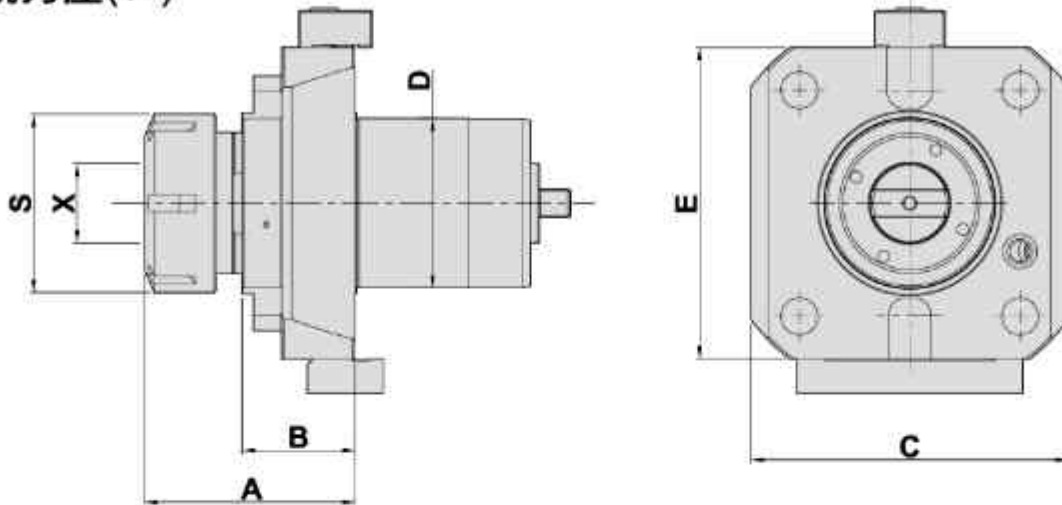
Models	D	X Capacity	S	Maximum R.P.M.	A	B	C	E	Code No.	Order No.	(Kg) Weight
LB2000EX / LB3000EX / LU3000EX / L300MW V12	60	2-20 ER32	50	6000	91	56	96	100	1601HB-000	OK-EX-CW-DA60-ER32	5

AXIAL MILLING AND DRILLING HEAD

Evermore

TYPE OKUMA

軸向鑽銑刀座(0°)

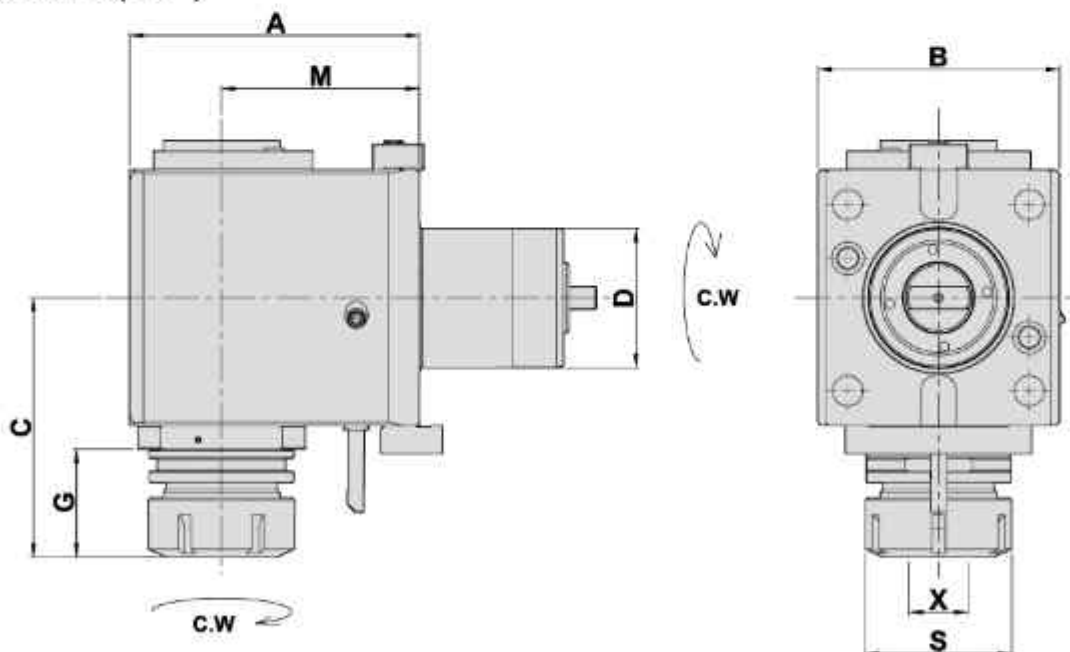


- To be used for collet DIN 6499
- External coolant supply
- Collet is not included

Models	D	X Capacity	S	Maximum R.P.M.	A	B	C	E	Code No.	Order No.	(Kg) Weight
LB4000EX	60	3-26 ER40	63	6000	75	40	110	112	1601HF-000	OK-LB4000-DA60-ER40	4.6

RADIAL MILLING AND DRILLING HEAD

徑向鑽銑刀座(90°)



- To be used for collet DIN 6499
- External coolant supply
- Collet is not included

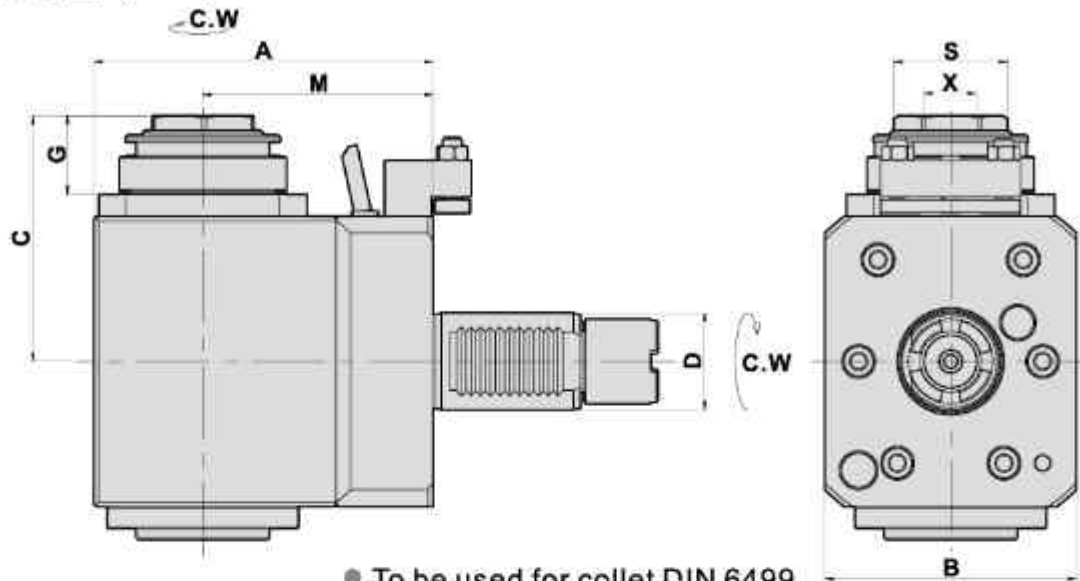
Models	D	X Capacity	S	Maximum R.P.M.	A	B	C	G	M	Code No.	Order No.	(Kg) Weight
LB4000EX	60	2-20 ER32	50	5000	125	104	102	37	85	2601HJ-000	OK-LB4000-DF60-32-85	12.1
	60	3-26 ER40	63	5000	125	104	112	47	85	2601HD-000	OK-LB4000-DF60-40-85	12.3

RADIAL MILLING AND DRILLING HEAD

Evermore

TYPE OKUMA

徑向鑽銑刀座 (90°)



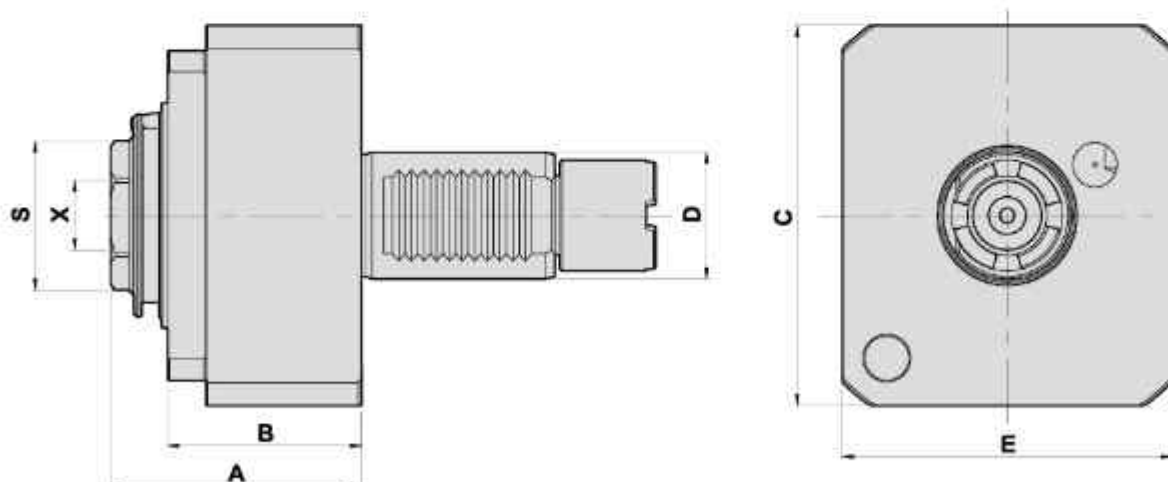
- To be used for collet DIN 6499
- External coolant supply
- Collet is not included

DIMENSIONS

Models	D	X Capacity	S	Maximum R.P.M.	A	B	C	G	M	Code No.	Order No.	(Kg) Weight
LU25M	40	3-26 ER40A	47	5000	135	104	102	32.5	90	240AHG-000	OK-LU-FL40-40A-90	12.9
LU25M	40	3-26 ER40A	47	5000	140	104	102	32.5	95	240AHD-000	OK-LU-FL40-40A-95	13.5

AXIAL MILLING AND DRILLING HEAD

軸向鑽銑刀座 (0°)



- To be used for collet DIN 6499
- External coolant supply
- Collet is not included

DIMENSIONS

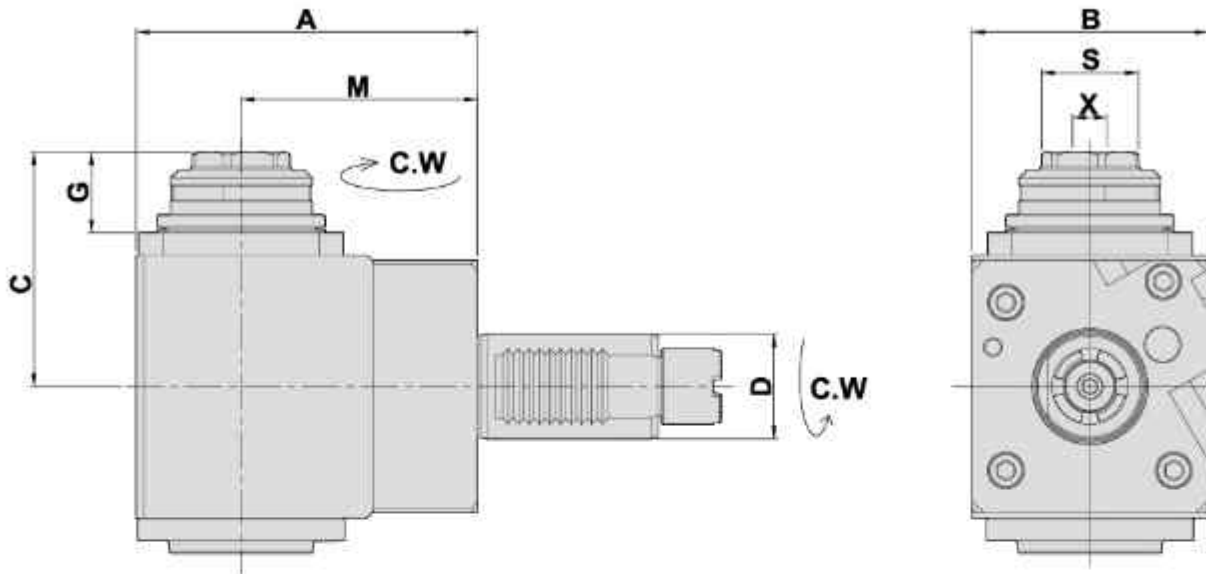
Models	D	X Capacity	S	Maximum R.P.M.	A	B	C	E	Code No.	Order No.	(Kg) Weight
LU25M	40	3-26 ER40A	47	6000	79	61	120	104	140AHC-000	OK-LU-DA40-ER40A	5.8

RADIAL MILLING AND DRILLING HEAD

Evermore

TYPE OKUMA

徑向鑽銑刀座 (90°)



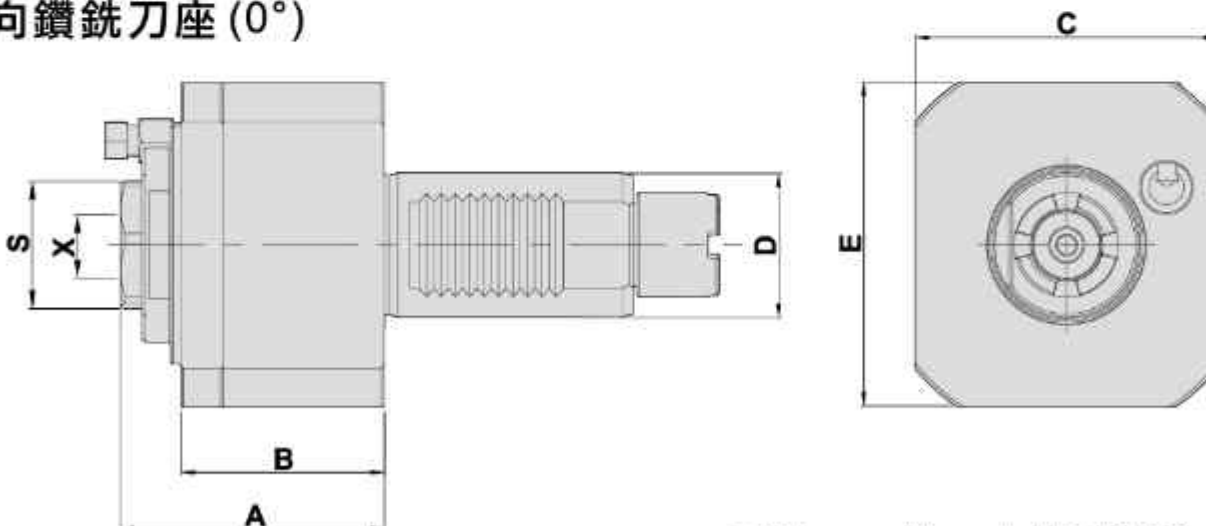
- To be used for collet DIN 6499
- External coolant supply
- Collet is not included

DIMENSIONS

Models	D	X Capacity	S	Maximum R.P.M.	A	B	C	G	M	Code No.	Order No.	(Kg) Weight
LT15M/LT300 LB300MYW	40	2-20 ER32A	38	5000	130	90	90	31	90	240AHC-000	OK-MYW-FL40-32A-90	9.5

AXIAL MILLING AND DRILLING HEAD

軸向鑽銑刀座 (0°)



- To be used for collet DIN 6499
- External coolant supply
- Collet is not included

DIMENSIONS

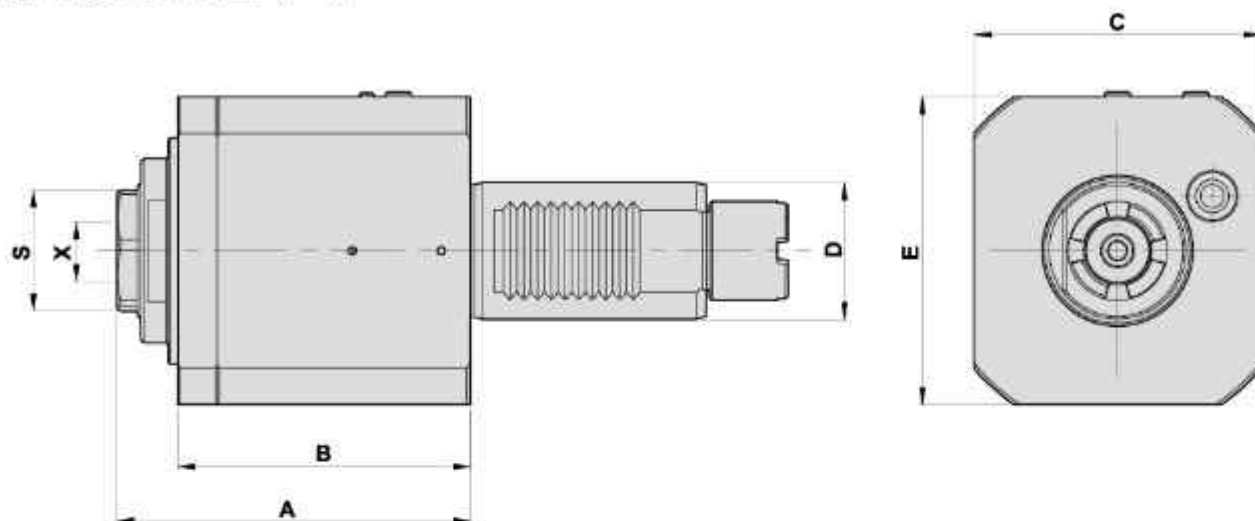
Models	D	X Capacity	S	Maximum R.P.M.	A	B	C	E	Code No.	Order No.	(Kg) Weight
LT15M/LT300 LB300MYW	40	2-20 ER32A	38	6000	74	56.5	84	90	140AHH-000	OK-MYW-DA40-32A	3.5

AXIAL MILLING AND DRILLING HEAD

Evermore

TYPE OKUMA

軸向鑽銑刀座 (0°)



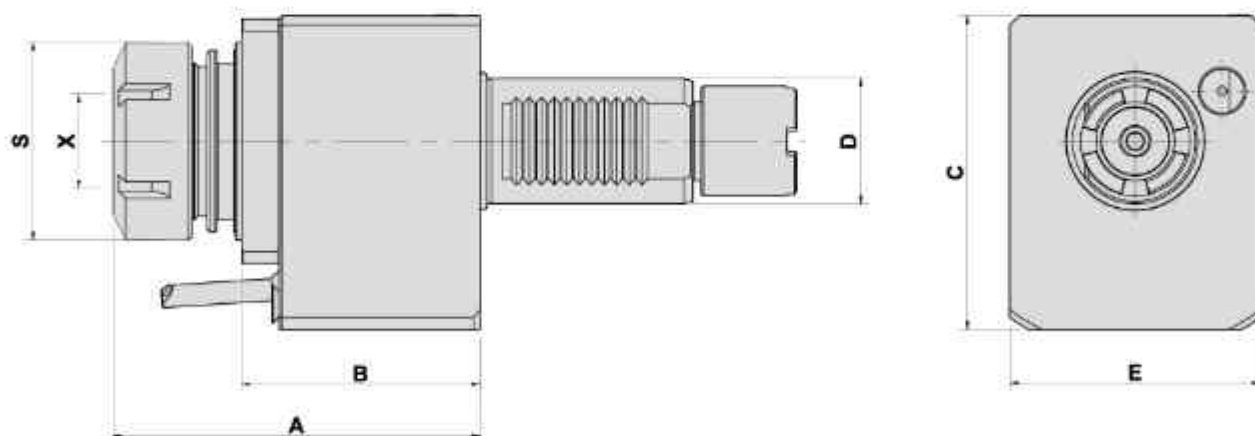
- To be used for collet DIN 6499
- Internal coolant supply: 15bar 中心出水
- Collet is not included

DIMENSIONS

Models	D	X Capacity	S	Maximum R.P.M.	A	B	C	E	Code No.	Order No.	(Kg) Weight
LT15M/LT300 LB300MYW	40	2-20 ER32A	38	6000	103	85.5	84	90	140AHK-000	OK-MYW-CW-DA40-ER32A	5

AXIAL MILLING AND DRILLING HEAD

軸向鑽銑刀座 (0°)



- To be used for collet DIN 6499
- External coolant supply
- Collet is not included

DIMENSIONS

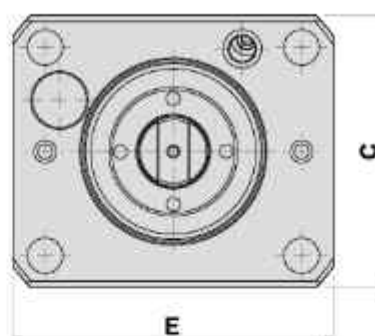
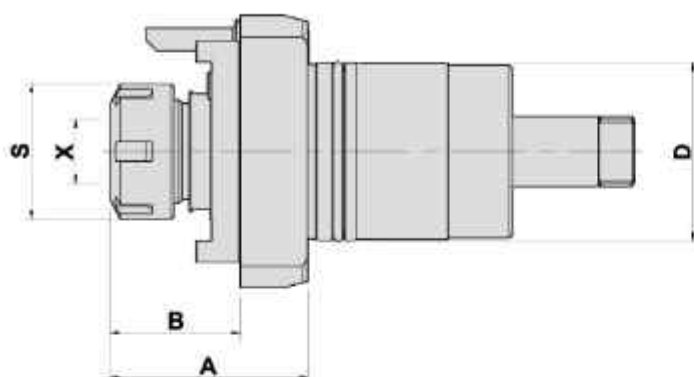
Models	D	X Capacity	S	Maximum R.P.M.	A	B	C	E	Code No.	Order No.	(Kg) Weight
LU400M	40	3-26 ER40	63	6000	117	76	100	80	140AHD-000	OK-LU400M-DA40-ER40	5.3

AXIAL MILLING AND DRILLING HEAD

Evermore

TYPE OKUMA

軸向鑽銑刀座 (0°)



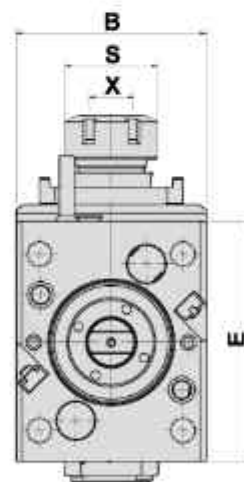
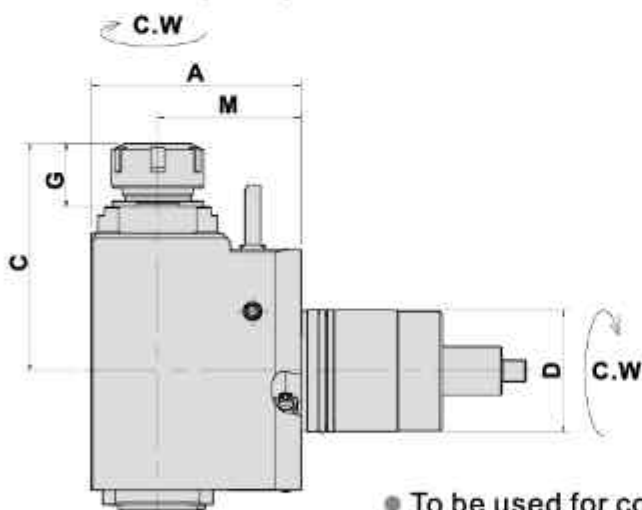
- To be used for collet DIN 6499
- External coolant supply
- Collet is not included

DIMENSIONS

Models	D	X Capacity	S	Maximum R.P.M.	A	B	C	E	Code No.	Order No.	(Kg) Weight
LT2000EX-16D	55.4	1-16 ER25	42	6000	62	41	85	100	1551HA-000	OK-LT2000-DA55.4-ER25	2.9
	55.4	1-16 ER25	42	6000	75	42	85	100	1551HC-000	OK-LT2000-DA55.4-ER25-L	3.6
LT2000EX-12D	60.4	2-20 ER32	50	6000	69	43	85	100	1611HA-000	OK-LT2000-DA60.4-ER32	3.5

RADIAL MILLING AND DRILLING HEAD

徑向鑽銑刀座 (90°)

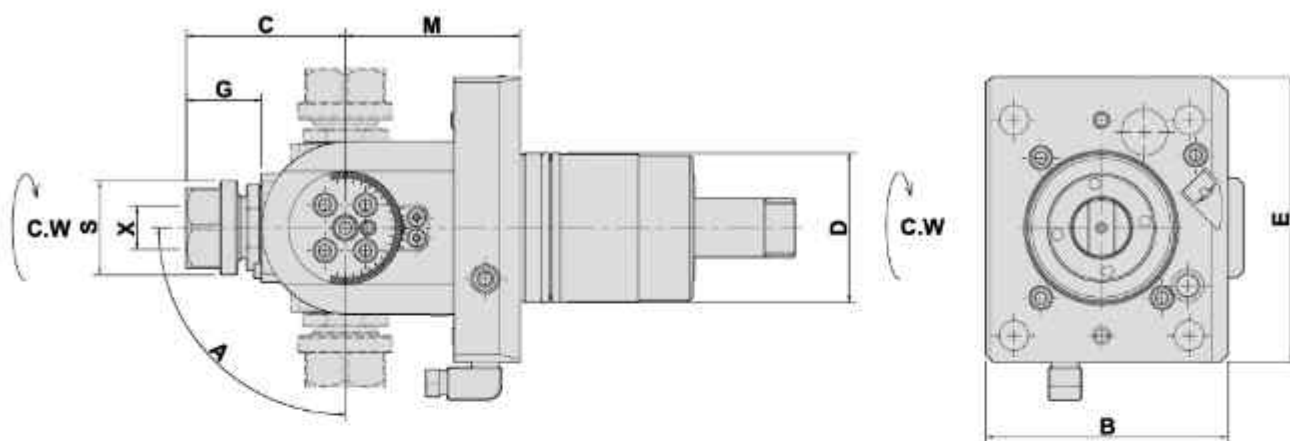


- To be used for collet DIN 6499
- External coolant supply
- Collet is not included

DIMENSIONS

Models	D	X Capacity	S	Maximum R.P.M.	A	B	C	E	G	M	Code No.	Order No.	(Kg) Weight
LT2000EX-16D	55.4	1-16 ER25	42	5000	95	86	103	109	29	65	2551HA-000	OK-LT2000-DF55.4-25-65	7.8
	55.4	1-16 ER25	42	5000	110	86	90	108	29	80	2551HB-000	OK-LT2000-DF55.4-25-80	8.3
LT2000EX-12D	60.4	2-20 ER32	50	5000	127	100	106	122	29	90	2611HA-000	OK-LT2000-DF60.4-32-90	11.6

萬向鑽銑刀座



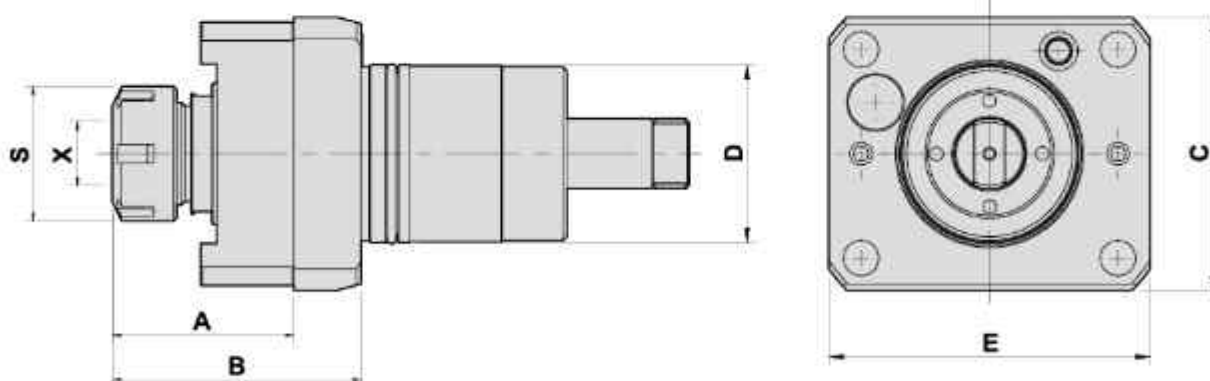
- To be used for collet DIN 6499
- External coolant supply
- Collet is not included

DIMENSIONS

Models	D	X Capacity	S	Maximum R.P.M.	A	B	C	E	G	M	Code No.	Order No.	(Kg) Weight
LT2000EX-16D	55.4	1-13 ER20	35	5000	±90°	90	59	106	28	65	1551HB-000	OK-LT2000-DA55.4-20B	4.9
LT2000EX-12D	60.4	1-16 ER25	42	5000	±90°	95	65	120	29	90	1611HB-000	OK-LT2000-DA60.4-25B	7.9

AXIAL MILLING AND DRILLING HEAD

軸向鑽銑刀座 (0°)



- To be used for collet DIN 6499
- Internal coolant supply: 15bar 中心出水
- Collet is not included

DIMENSIONS

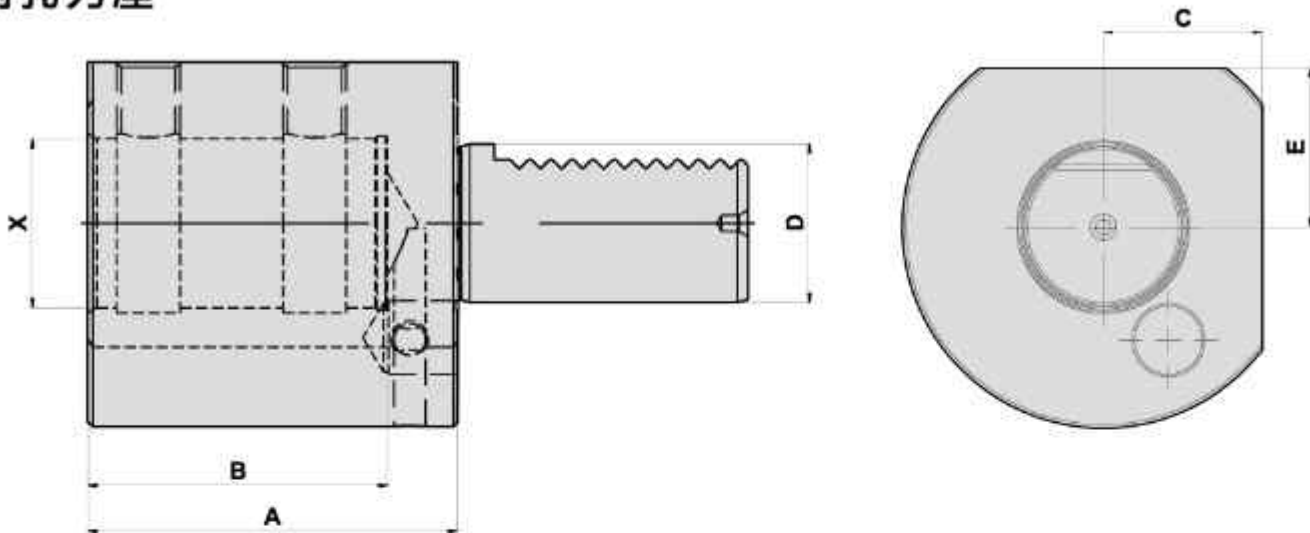
Models	D	X Capacity	S	Maximum R.P.M.	A	B	C	E	Code No.	Order No.	(Kg) Weight
LT2000EX-16D	55.4	1-16 ER25	42	6000	78	57	85	100	1551HD-000	OK-LT2000-CW-DA55.4-ER25	3.6

BORING BAR HOLDER

Evermore

TYPE OKUMA

内孔刀座



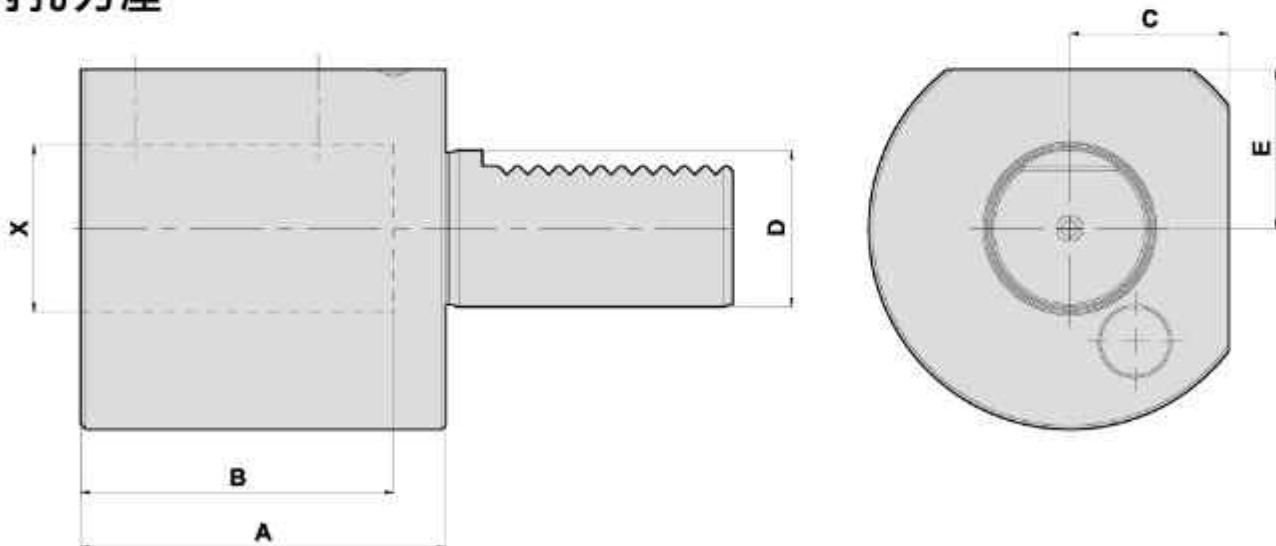
DIMENSIONS

● Internal coolant supply 中心出水

Models	D	A	B	C	E	X	Code No.	Order No.	(Kg) Weight
L200M	30	70	56.5	30.5	30.5	32(mm)	307013-000	OK-4162-2707-10	2.2
L300M	40	75	65	34.5	34.5	1.5"(inch)	3H1014-000	OK-4163-2785-10	2.9
	40	75	60	34.5	34.5	40(mm)	308015-000	OK-4163-2723-10	2.9

BORING BAR HOLDER

内孔刀座



DIMENSIONS

● External coolant supply

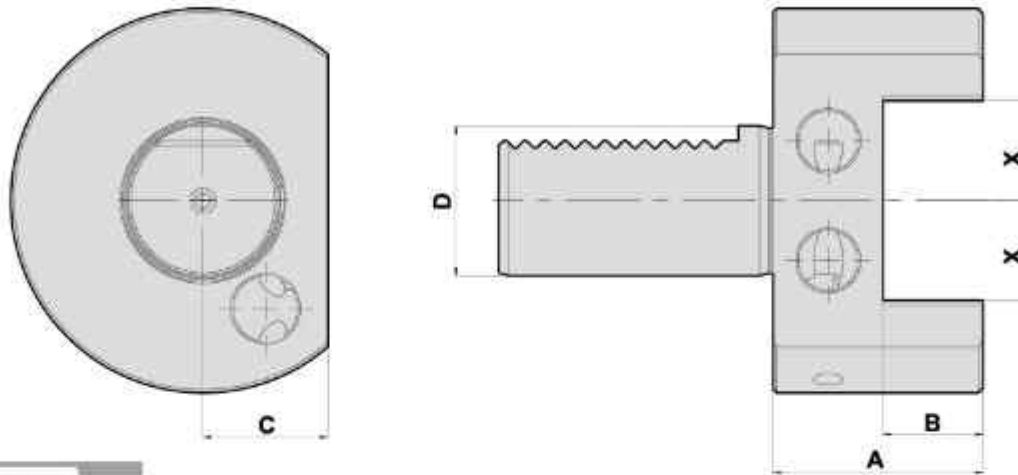
Models	D	X	A	B	C	E	Code No.	Order No.	(Kg) Weight
L200M	30	1.25"(inch)	70	60	30.5	30.5	3G1014-000	OK-4167-2610-10	2.1
	30	32(mm)	70	60	30.5	30.5	307014-000	OK-4167-2604-10	2.1
L300M	40	1.5"(inch)	75	65	34.5	34.5	3H1013-000	OK-4163-2769-11	2.9
	40	40(mm)	75	65	34.5	34.5	308014-000	OK-4163-2704-12	2.9

TURNING HOLDER

Evermore

TYPE OKUMA

外徑刀座

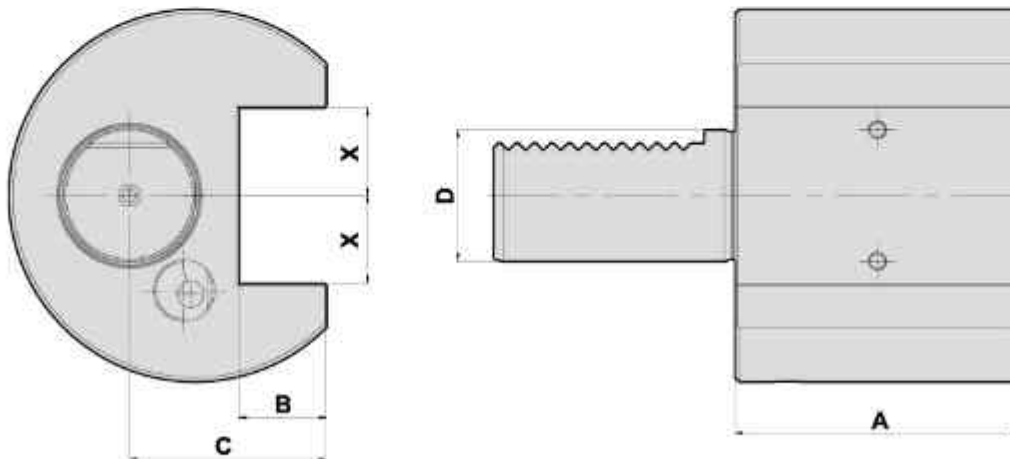


DIMENSIONS

Models	D	X	A	B	C	Code No.	Order No.	(Kg) Weight
L200M	30	0.75"(inch)	42	0.75"(inch)	25	4E1011-000	OK-A4167-2607-10	1.5
	30	20(mm)	42	20(mm)	25	405018-000	OK-A4167-2601-10	1.4
L200M	30	0.75"(inch)	42	0.75"(inch)	55	4E1012-000	OK-B4167-2608-10	1.9
	30	20(mm)	42	20(mm)	55	405019-000	OK-B4167-2602-10	1.9
L300M	40	1"(inch)	47	1"(inch)	30	4F1011-000	OK-A4163-2766-11	2.3
	40	25(mm)	47	25(mm)	30	406011-000	OK-A4163-2701-11	2.3
L300M	40	1"(inch)	47	1"(inch)	65	4F1012-000	OK-B4163-2767-11	2.8
	40	25(mm)	47	25(mm)	65	406012-000	OK-B4163-2702-11	2.8

FACING HOLDER

端面刀座



DIMENSIONS

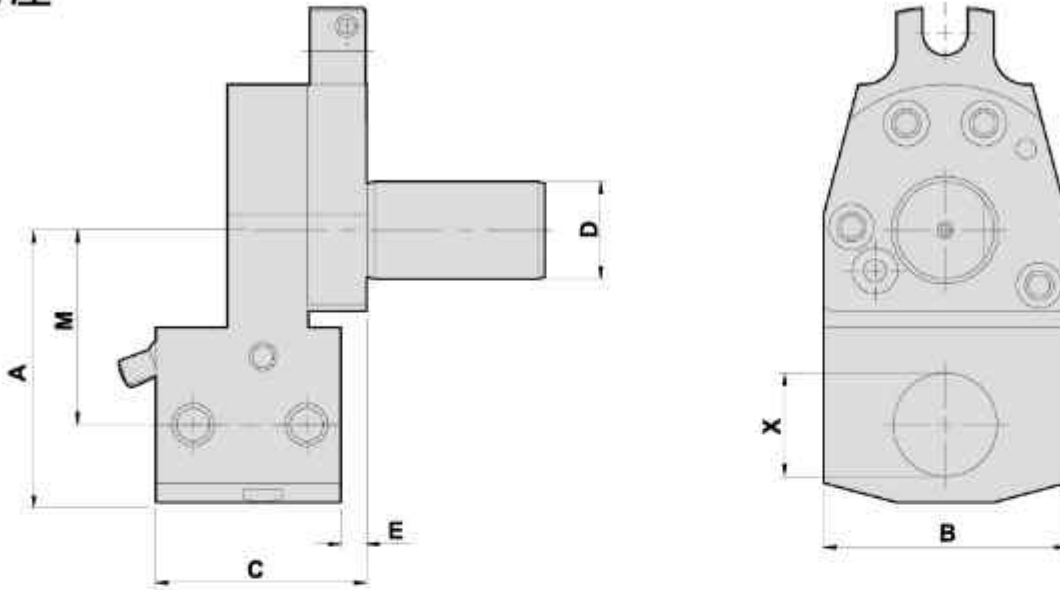
Models	D	X	A	B	C	Code No.	Order No.	(Kg) Weight
L200M	30	0.75"(inch)	65	0.75"(inch)	45	5E1012-000	OK-C4167-2609-10	2.5
	30	20(mm)	65	20(mm)	45	505012-000	OK-C4167-2603-10	2.5
L300M	40	1"(inch)	72	1"(inch)	50	5F1011-000	OK-C4163-2768-11	3.9
	40	25(mm)	72	25(mm)	50	506011-000	OK-C4163-2703-11	3.9

BORING BAR HOLDER

Evermore

TYPE OKUMA

内孔刀座



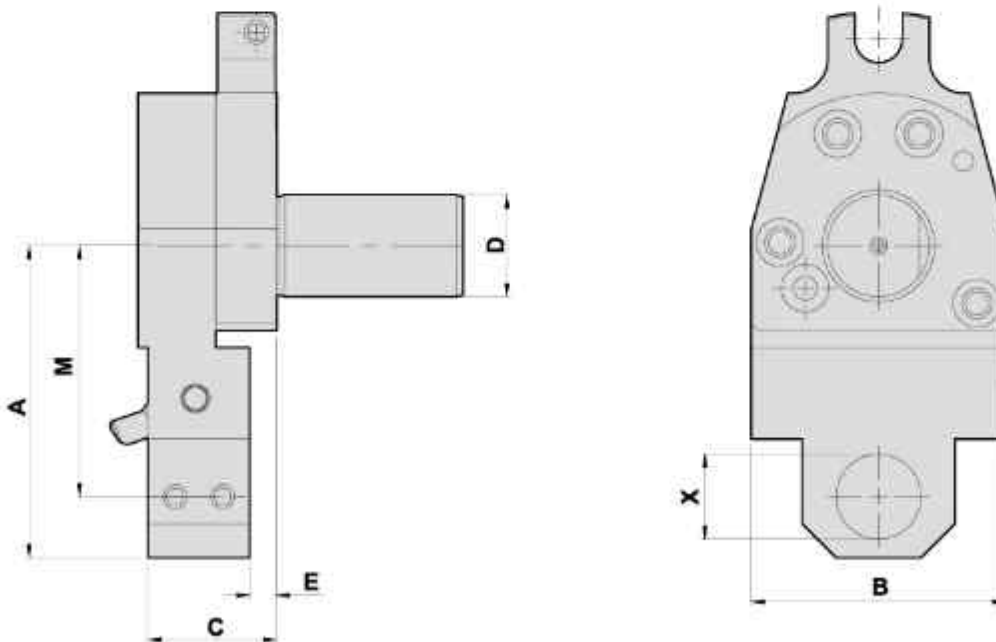
DIMENSIONS

● External coolant supply

Models	D	A	B	C	E	X	M	Code No.	Order No.	(Kg) Weight
L200M	30	84	75	65	8	32(mm)	60	30701F-000	OK-4167-2611-10	3.5
L300M	40	135	94	65	-10	1.5"(inch)	110	3H1015-000	OK-4176-2566-10	7.8
	40	135	94	65	-10	40(mm)	110	308013-000	OK-4163-2707-10	7.8

BORING BAR HOLDER

内孔刀座



DIMENSIONS

● External coolant supply

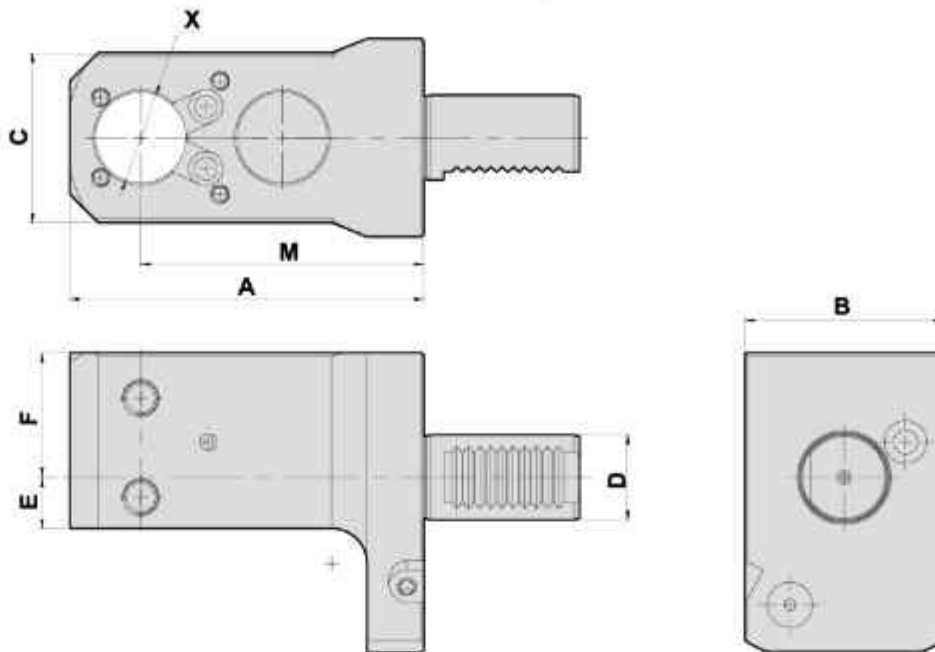
Models	D	A	B	C	E	X	M	Code No.	Order No.	(Kg) Weight
L200M	30	92	75	38	8	25	74	306014-000	OK-4167-2612-10	2.7

BORING BAR HOLDER

Evermore

TYPE OKUMA

内孔刀座



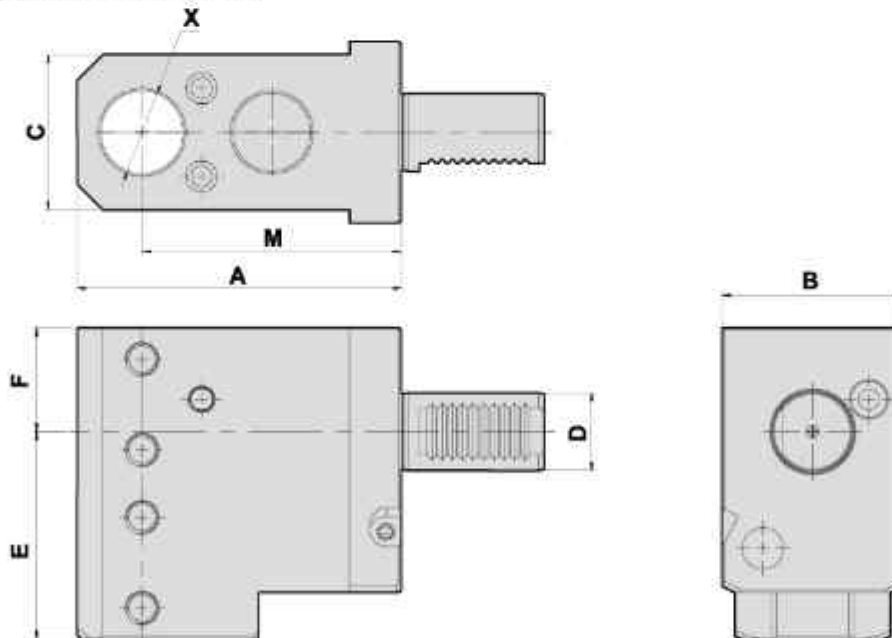
- External coolant supply
- Internal coolant supply 中心出水

DIMENSIONS

Models	D	A	B	C	E	F	X	M	Code No.	Order No.	(Kg) Weight
LT200-MY	30	125	70	60	18	44	1.25"(inch)	100	3G1016-000	OK-LT-II-H31.75-100	3.7
LT200-MY	30	125	70	60	18	44	32(mm)	100	307016-000	OK-LT-II-H32-100	3.7

BORING BAR HOLDER

内孔刀座



- External coolant supply
- Internal coolant supply 中心出水

DIMENSIONS

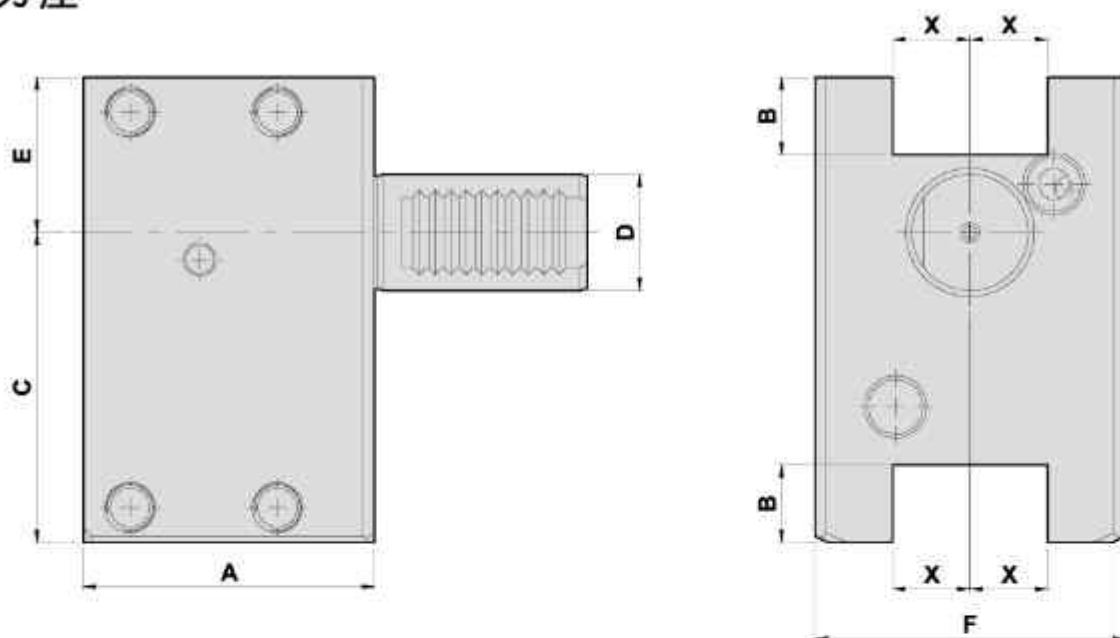
Models	D	A	B	C	E	F	X	M	Code No.	Order No.	(Kg) Weight
LT200-MY	30	125	70	60	80	40	1.25"(inch)	100	3G1017-000	OK-LT-I-H31.75-100-L	5.5
LT200-MY	30	125	70	60	80	40	32(mm)	100	307017-000	OK-LT-I-H32-100-L	5.5

TURNING HOLDER

Evermore

TYPE OKUMA

外徑刀座



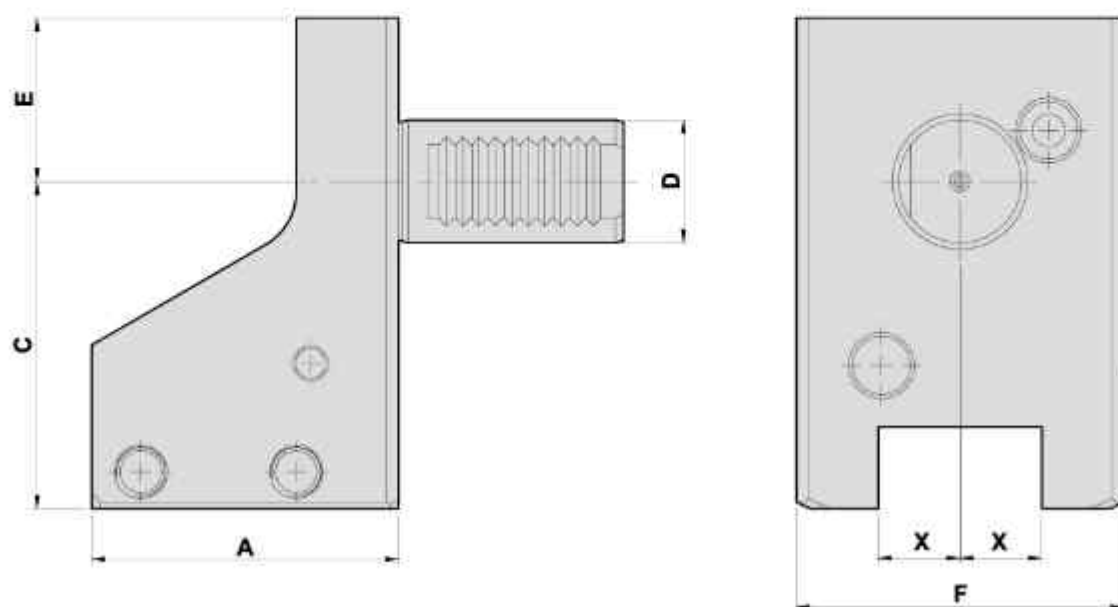
DIMENSIONS

● External coolant supply

Models	D	A	B	C	E	F	X	Code No.	Order No.	(Kg) Weight
LT200-MY	30	75	20	80	40	80	20	40501D-000	OK-LT-OD-I-D-20	4.8

TURNING HOLDER

外徑刀座



DIMENSIONS

● External coolant supply

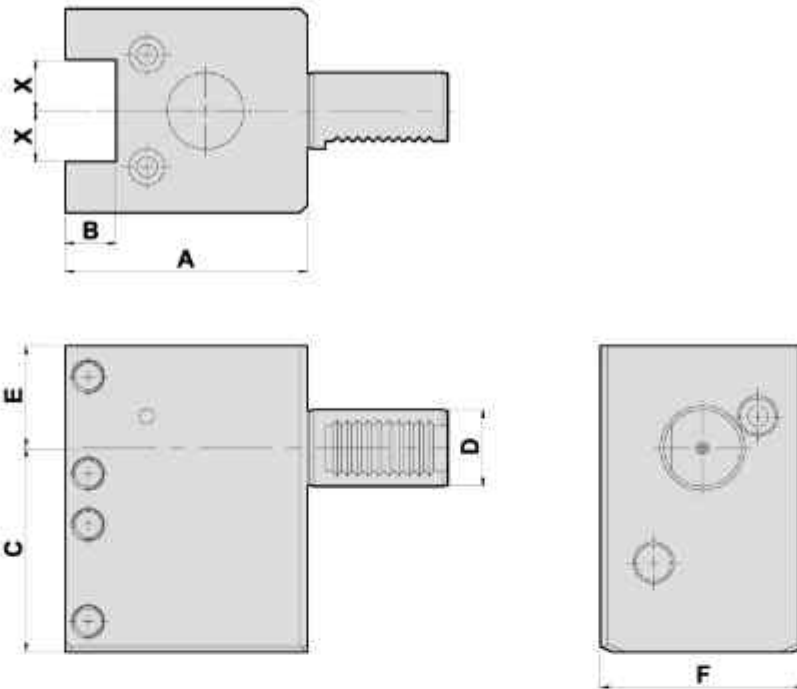
Models	D	A	B	C	E	F	X	Code No.	Order No.	(Kg) Weight
LT200-MY	30	75	20	80	40	80	20	40501C-000	OK-LT-OD-I-S-20	3.5

FACING HOLDER

Evermore

TYPE OKUMA

端面刀座



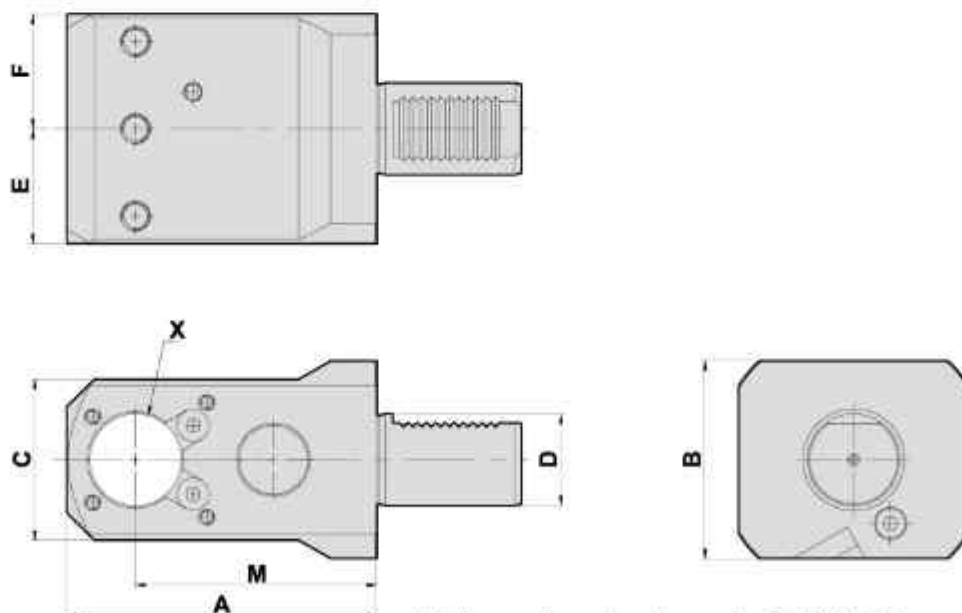
DIMENSIONS

● External coolant supply

Models	D	A	B	C	E	F	X	Code No.	Order No.	(Kg) Weight
LT200-MY	30	95	0.75"(inch)	80	40	80	0.75"(inch)	5E1014-000	OK-LT-OD-0.75"	5.9
LT200-MY	30	95	20(mm)	80	40	80	20(mm)	505014-000	OK-LT-OD-20	5.9

BORING BAR HOLDER

内孔刀座



DIMENSIONS

● Internal coolant supply 中心出水
● External coolant supply

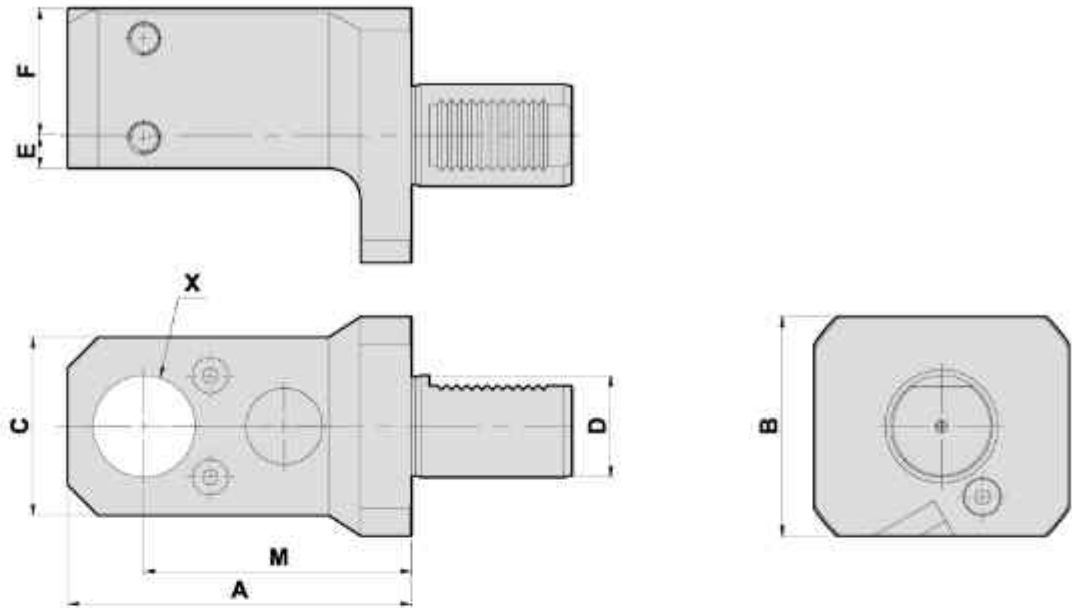
Models	D	A	B	C	E	F	X	M	Code No.	Order No.	(Kg) Weight
LT15M/LT300 LB300-MYW	40	135	86	70	50	50	40	105	308017-000	OK-LT-ID-I-H40-105	6.6

BORING BAR HOLDER

Evermore

TYPE OKUMA

內孔刀座



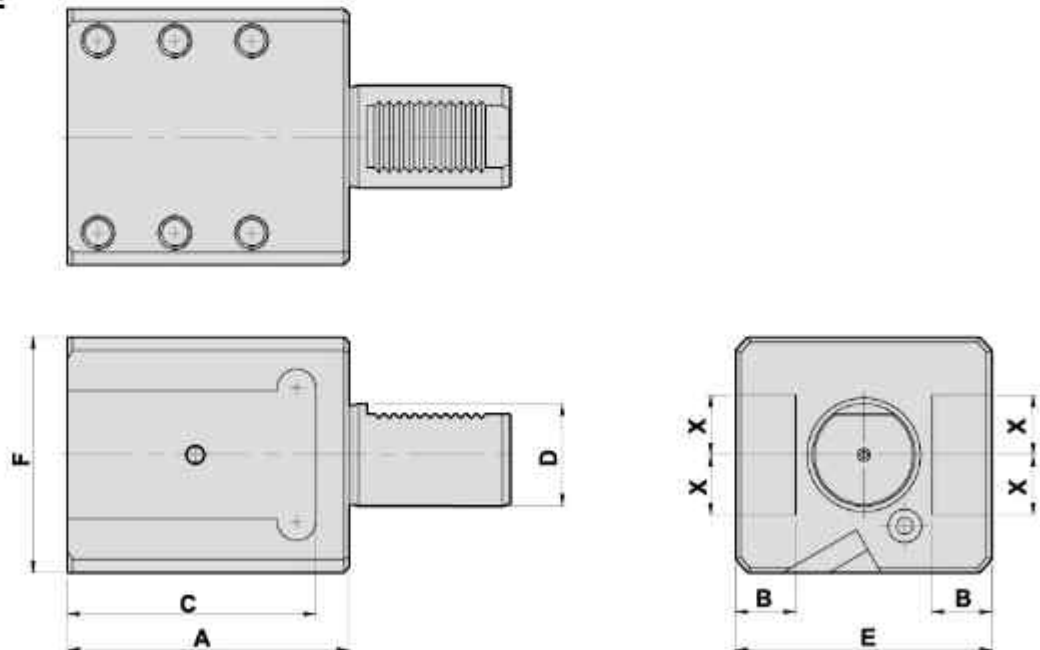
DIMENSIONS

● External coolant supply

Models	D	A	B	C	E	F	X	M	Code No.	Order No.	(Kg) Weight
LT15M/LT300 LB300-MYW	40	135	86	70	13	50	40	105	308018-000	OK-LT-ID-II-H40-105	4.9

DOUBLE SIDE TURNING HOLDER

雙側外徑刀座



DIMENSIONS

● External coolant supply

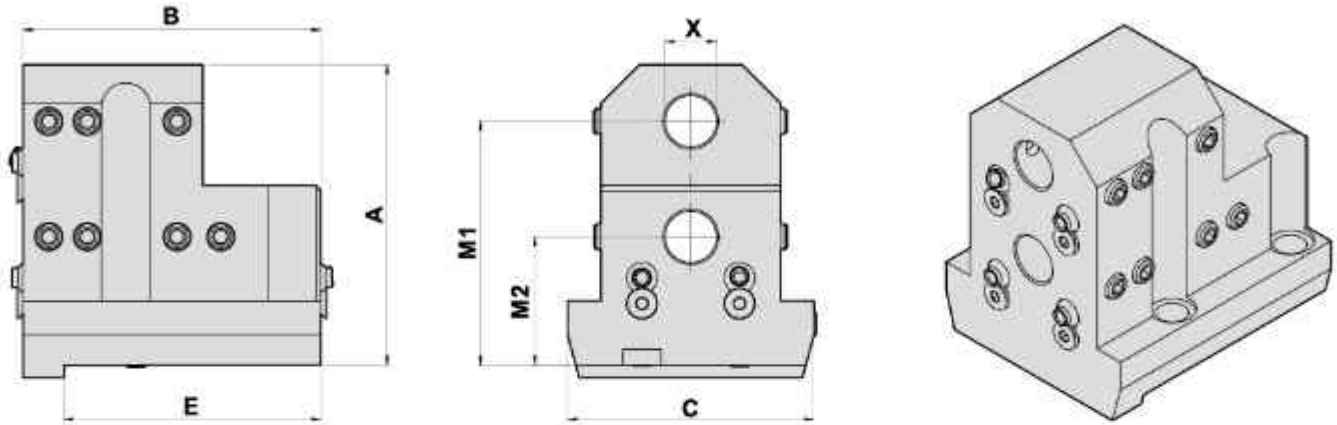
Models	D	A	B	C	E	F	X	Code No.	Order No.	(Kg) Weight
LT15M/LT300 LB300-MYW	40	110	25	97	100	92	25	406018-000	OK-LT-ID I	6.2

DOUBLE BORING BAR HOLDER

Evermore

TYPE OKUMA

雙內孔刀座



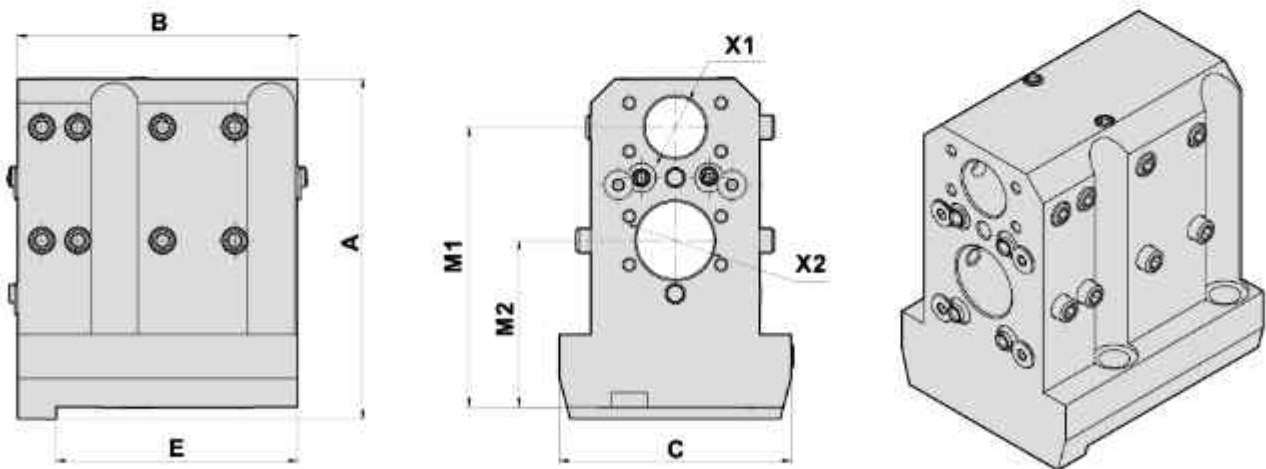
DIMENSIONS

● External coolant supply

Models	A	B	C	E	X	M1	M2	Code No.	Order No.	(Kg) Weight
LB2000EX / LB3000EX / LU3000EX / L300MW V12	117	116	96	100	25	95	50	306012-000	OK-EX-B25x2-50	5.7
	141	116	96	100	25	114	69	306017-000	OK-EX-B25x2-69	6.9

DOUBLE BORING BAR HOLDER

雙內孔刀座



DIMENSIONS

● External coolant supply

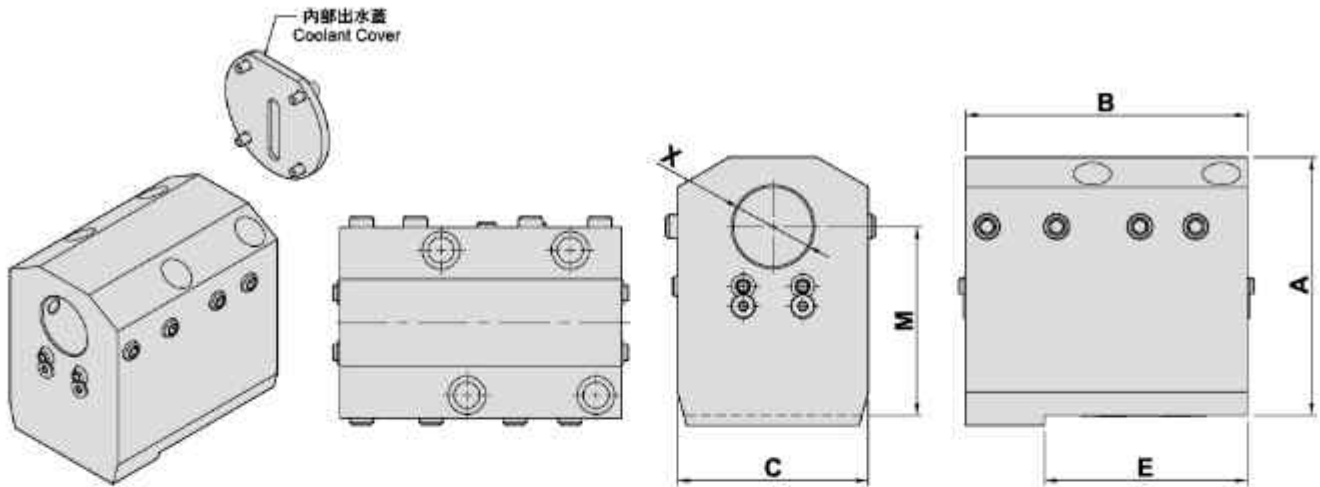
Models	A	B	C	E	X1	X2	M1	M2	Code No.	Order No.	(Kg) Weight
LB2000EX / LB3000EX / LU3000EX / L300MW V12	141	116	96	100	25	32	116	69	30701D-000	OK-EX-B32B25-69	7.6

BORING BAR HOLDER

Evermore

TYPE OKUMA

内孔刀座



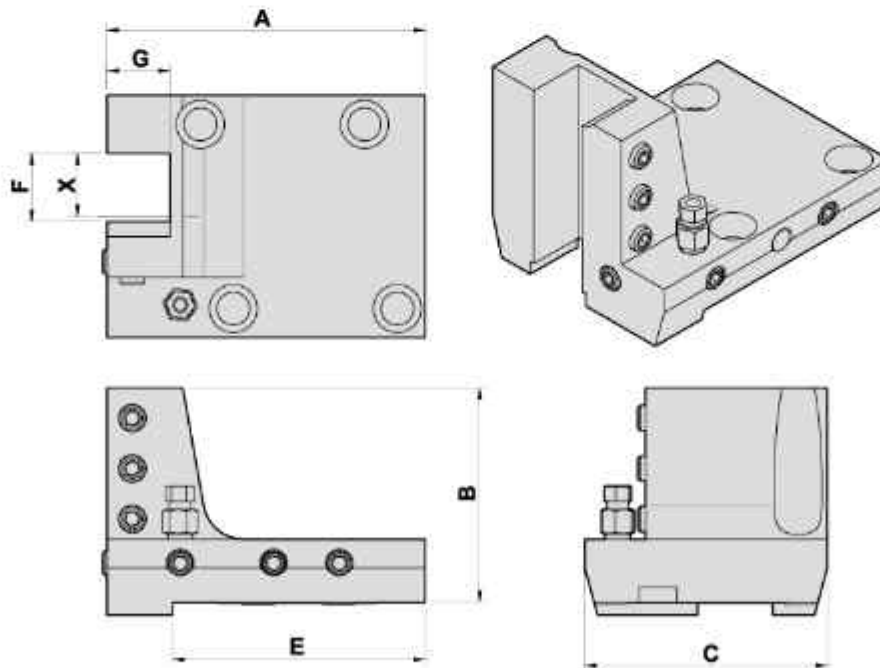
DIMENSIONS

- External coolant supply 外部出水
- Internal coolant supply 内部出水

Models	A	B	C	E	X	M	Code No.	Order No.	(Kg) Weight
LB2000EX	106	118	96	102	32	75	30701C-000	OK-EX-B32-75	7.9
/LB3000EX	125	142	96	102	40	90	30801J-000	OK-EX-B40-90-142	11.3
/LU3000EX									
/L300MW V12	130	142	96	102	40	95	30801A-000	OK-EX-B40-95-142	11.3

CUTTING HOLDER

切斷刀座



DIMENSIONS

- External coolant supply

Models	A	B	C	E	F	G	X	Code No.	Order No.	(Kg) Weight
LB2000EX	126	85	96	100	22	20	20	705011-000	OK-EX-R20-85	3.1
/LB3000EX										
/LU3000EX	126	85	96	100	27	25	25	708015-000	OK-EX-R25-85	2.9
/L300MW V12										


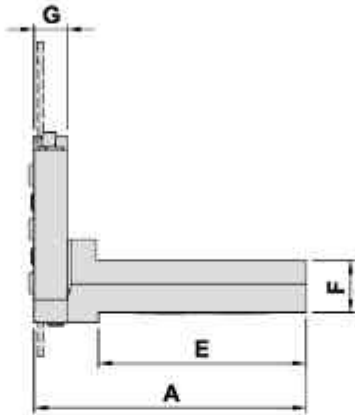
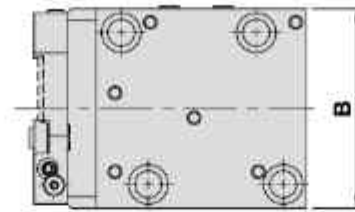
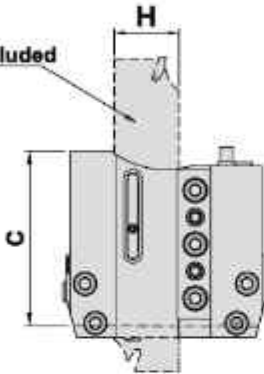
CUTTING HOLDER

Evermore

TYPE OKUMA

切斷刀座

Note:
Insert is not included



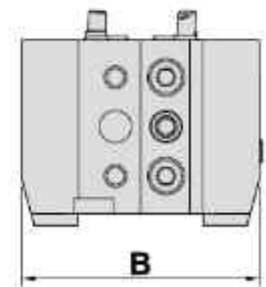
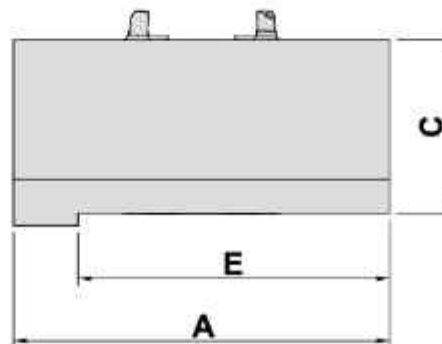
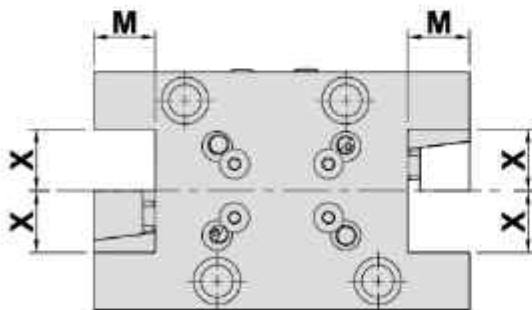
DIMENSIONS

- External coolant supply 外部出水
- Internal coolant supply 内部出水

Models	A	B	C	E	F	G	H	Code No.	Order No.	(Kg) Weight
LB2000EX /LB3000EX /LU3000EX /L300MW V12	131	96	85	100	25	16	32	706014-000	OK-EX-R25-85-H	2.9

DOUBLE SIDE TURNING HOLDER

雙側外勁刀座

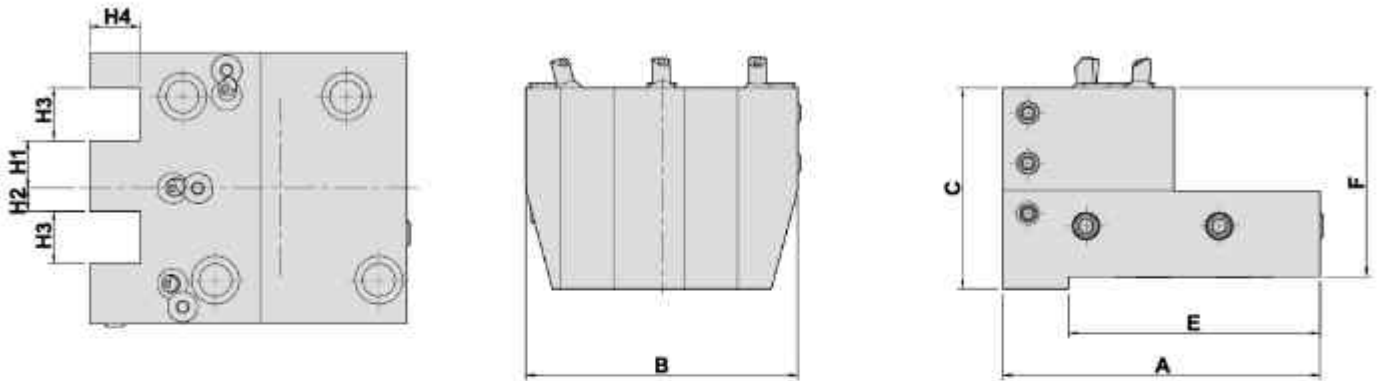


DIMENSIONS

- External coolant supply 外部出水

Models	A	B	C	E	M	X	Code No.	Order No.	(Kg) Weight
LB2000EX /LB3000EX /LU3000EX /L300MW V12	152	96	70	126	25	25	406401-000	OK-EX-C25x2-70	7

外徑刀座

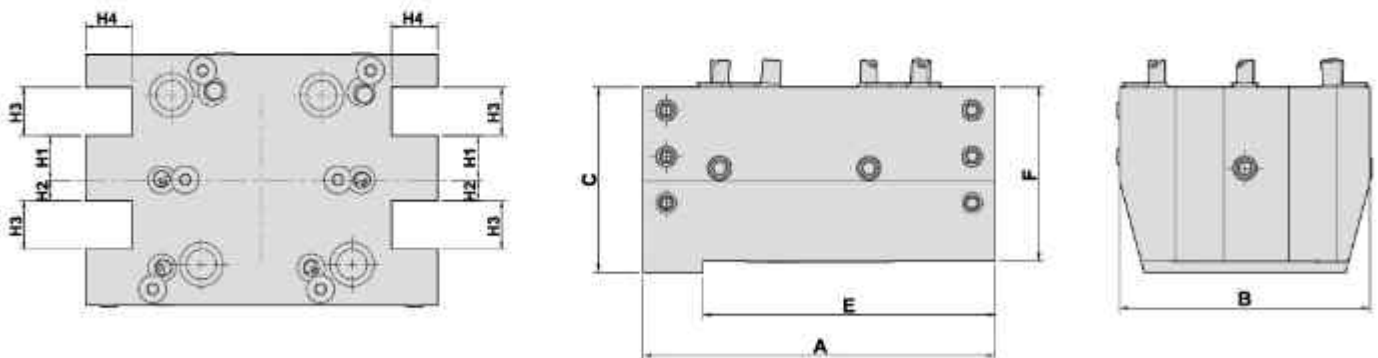


DIMENSIONS

● External coolant supply 外部出水

Models	A	B	C	E	F	H1	H2	H3	H4	Code No.	Order No.	(Kg) Weight
LB2000EX /LB3000EX /LU3000EX /L300MW V12	126	108	80	100	75	19	9	21	20	40501J-000	OK-EX-C20x2-75	4.8

DOUBLE SIDE TURNING HOLDER
雙側外徑刀座



DIMENSIONS

● External coolant supply 外部出水

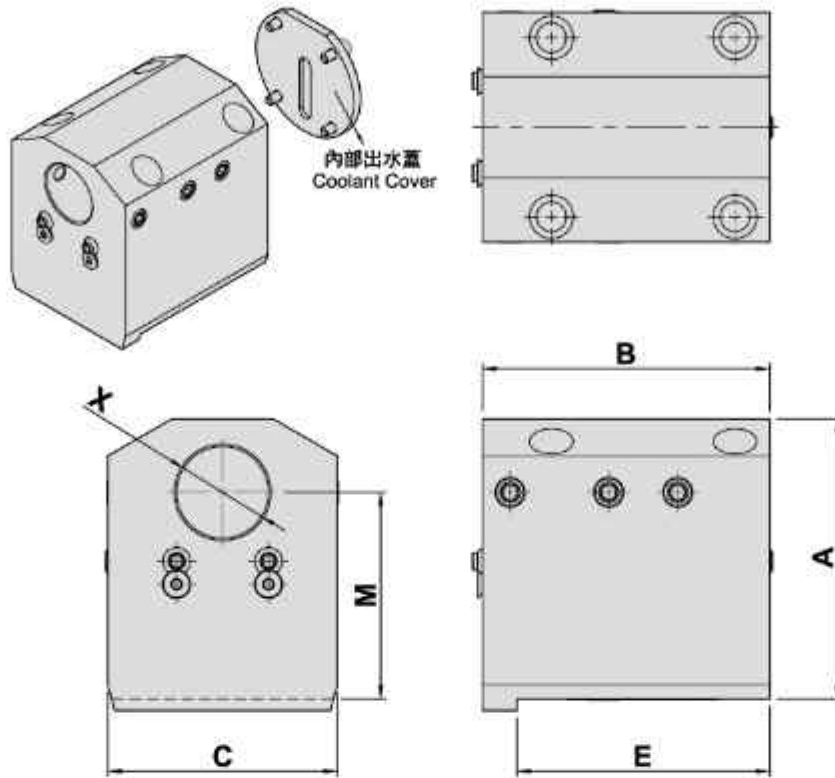
Models	A	B	C	E	F	H1	H2	H3	H4	Code No.	Order No.	(Kg) Weight
LB2000EX /LB3000EX /LU3000EX /L300MW V12	152	108	80	126	75	19	9	21	20	40501L-000	OK-EX-C20x4-75	8.1

BORING BAR HOLDER

Evermore

TYPE OKUMA

内孔刀座



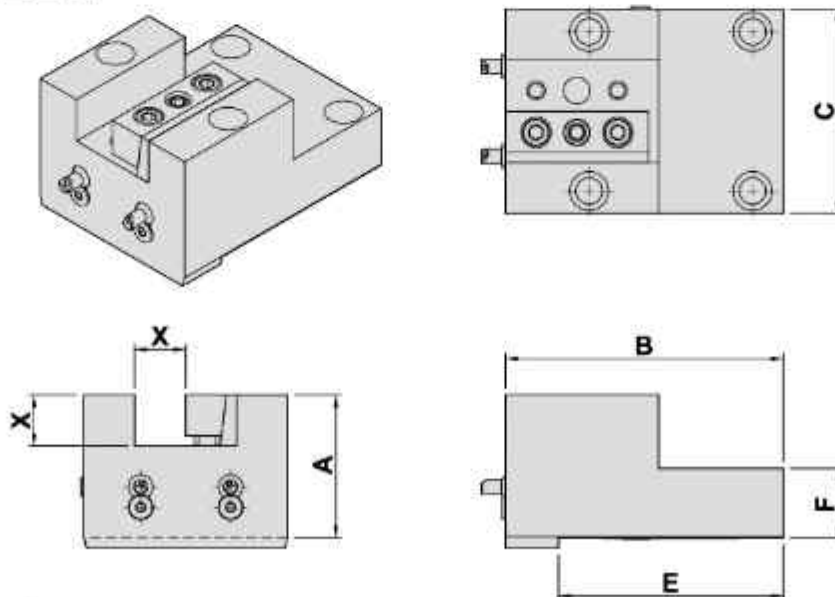
DIMENSIONS

- External coolant supply 外部出水
- Internal coolant supply 内部出水

Models	A	B	C	E	X	M	Code No.	Order No.	(Kg) Weight
LB4000EX	122	125	100	110	40	90	30801G-000	OK-LB4000-B40-90	10.3

端面刀座

FACING HOLDER



DIMENSIONS

- External coolant supply 外部出水

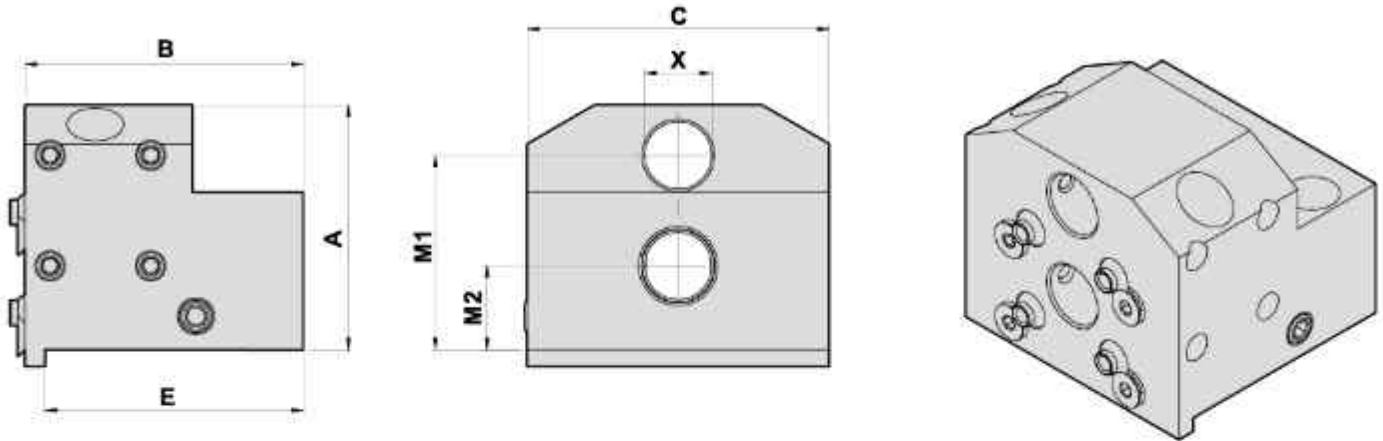
Models	A	B	C	E	F	X	Code No.	Order No.	(Kg) Weight
LB4000EX	70	136	100	110	34	25	506018-000	OK-EX4-F25-70	5.2

DOUBLE BORING BAR HOLDER

Evermore

TYPE OKUMA

雙內孔刀座



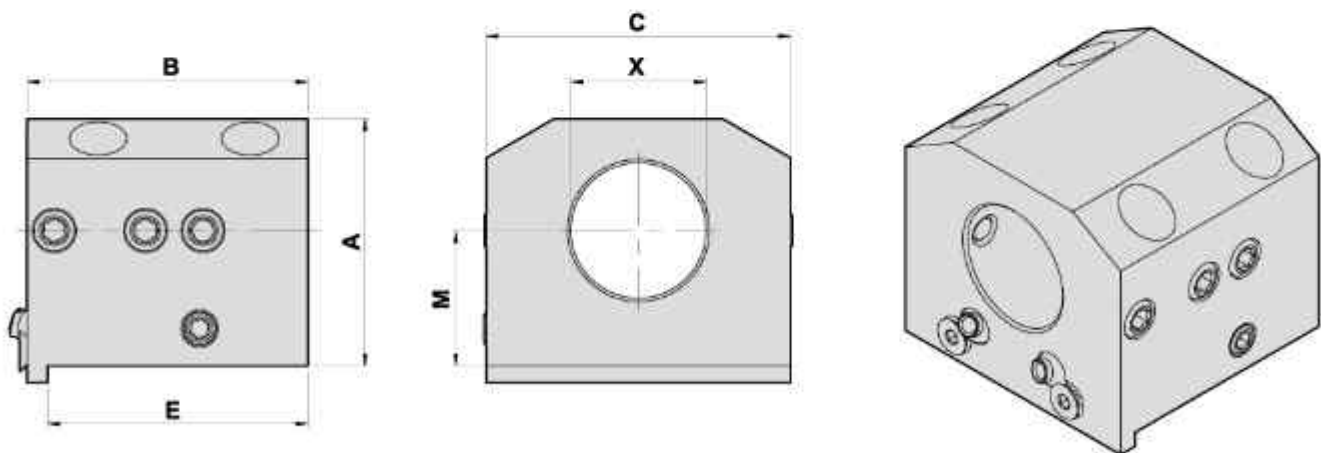
DIMENSIONS

● External coolant supply

Models	A	B	C	E	X	M1	M2	Code No.	Order No.	(Kg) Weight
L270E	73	83	90	77	16	58	25	304011-000	OK-L270E-B16x2-58	3
L270E	73	83	90	77	20	58	25	305013-000	OK-L270E-B20x2-58	2.9

BORING BAR HOLDER

內孔刀座



DIMENSIONS

● External coolant supply

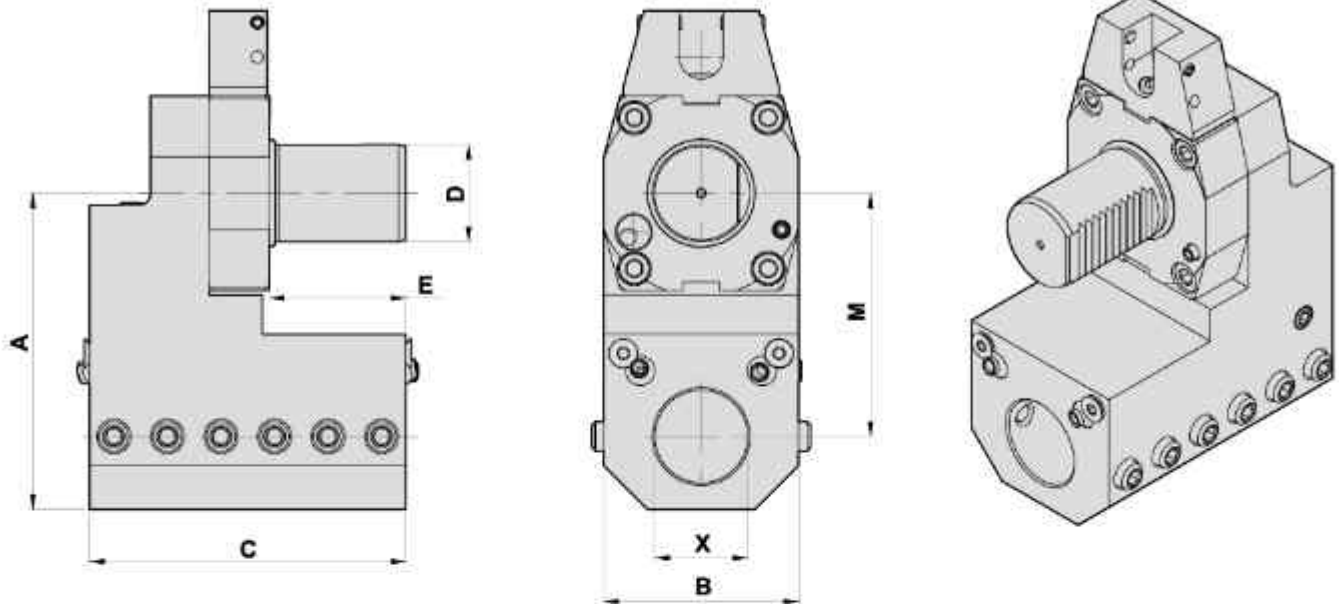
Models	A	B	C	E	X	M	Code No.	Order No.	(Kg) Weight
L270E	73	83	90	77	40	40	308016-000	OK-L270E-B40-40	3
L200	70	83	102	77	50	33	309012-000	OK-L200-B50-33	2.8

BORING BAR HOLDER

Evermore

TYPE OKUMA

内孔刀座



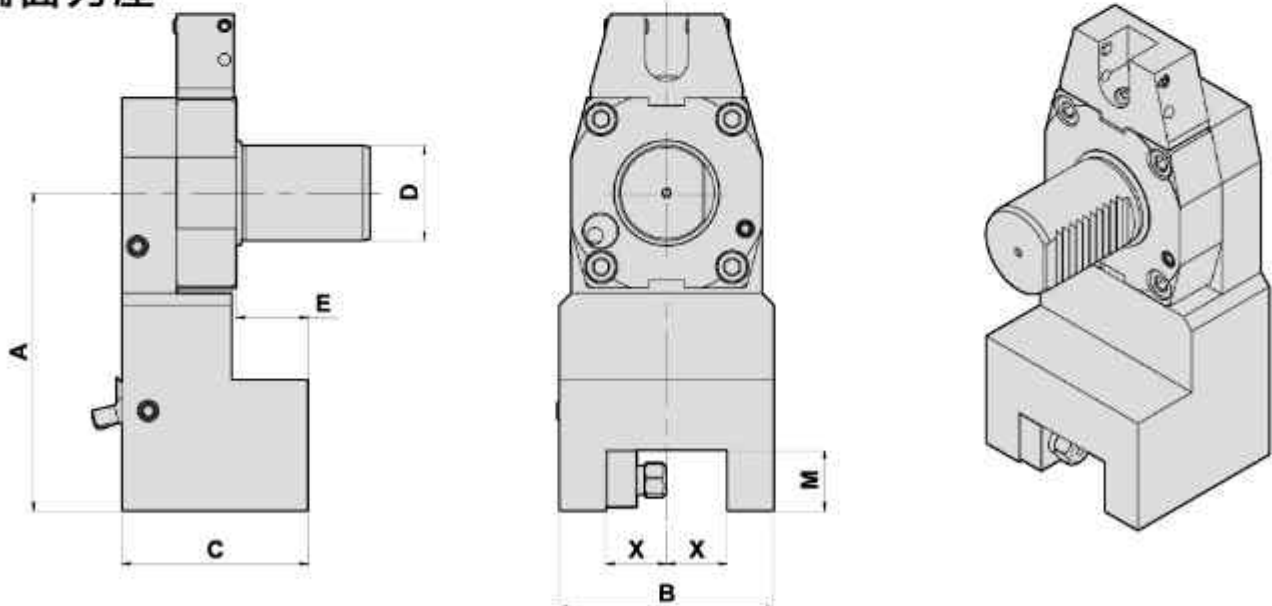
DIMENSIONS

● External coolant supply

Models	D	A	B	C	E	X	M	Code No.	Order No.	(Kg) Weight
LB300	40	130	80	130	56	1.5"(inch)	100	3H1011-000	ID40-BS-B38.1-100	8.6
LB300	40	130	80	130	56	40(mm)	100	308011-000	ID40-BS-B40-100	8.6

FACING HOLDER

端面刀座



DIMENSIONS

● External coolant supply

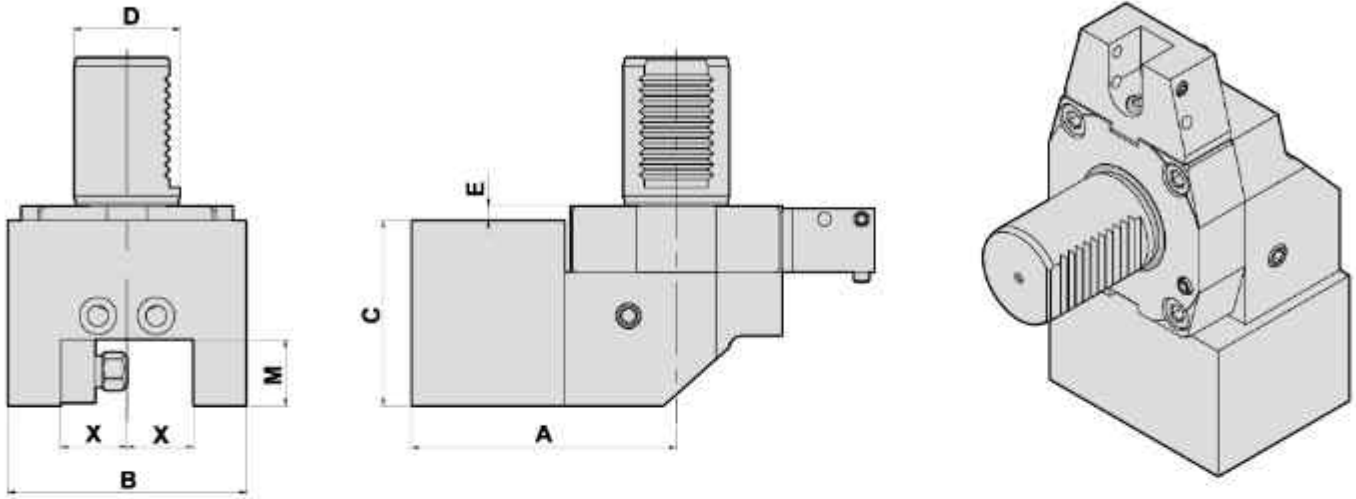
Models	D	A	B	C	E	X	M	Code No.	Order No.	(Kg) Weight
LB300	40	133	90	78	30	1"(inch)	1"(inch)	5F1012-000	OD40-CS-F25.4-133	6.7
LB300	40	133	90	78	30	25(mm)	25(mm)	506012-000	OD40-CS-F25-133	6.7

TURNING HOLDER

Evermore

TYPE OKUMA

外徑刀座



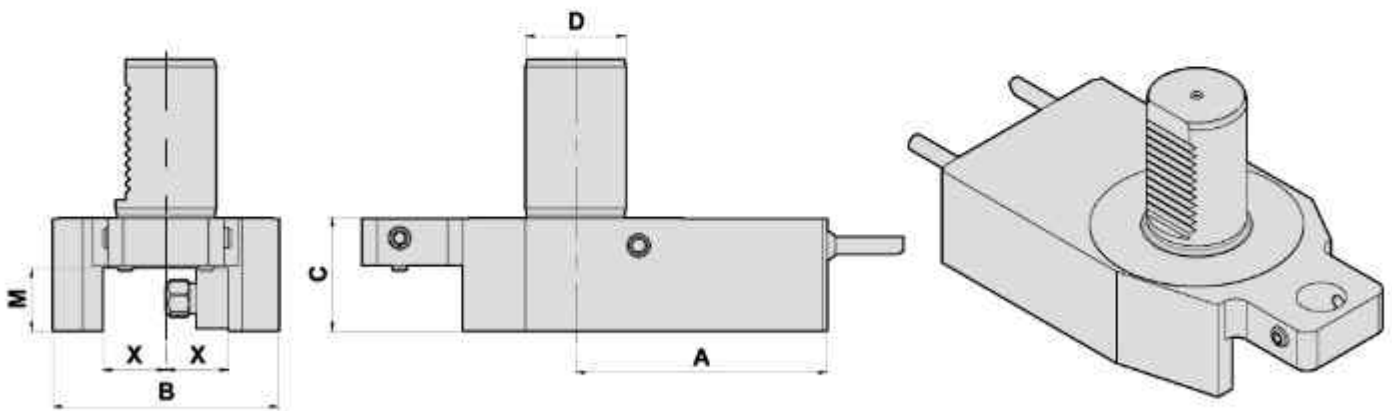
● External coolant supply

DIMENSIONS

Models	D	A	B	C	E	X	M	Code No.	Order No.	(Kg) Weight
LB300	40	100	90	70	5.5	25	25	406014-000	OD40-BS-C25-100	5.8

TURNING HOLDER

外徑刀座



● External coolant supply

DIMENSIONS

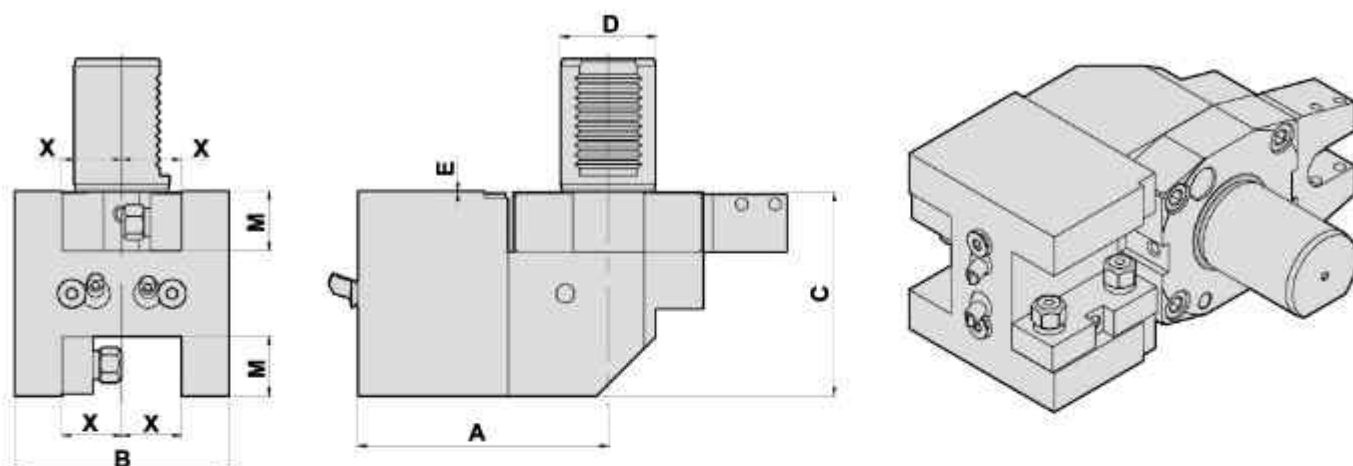
Models	D	A	B	C	X	M	Code No.	Order No.	(Kg) Weight
LB300	40	100	90	45	25	25	406015-000	OD40-BS-C25-100-L	3.9

TURNING HOLDER

Evermore

TYPE OKUMA

外徑刀座



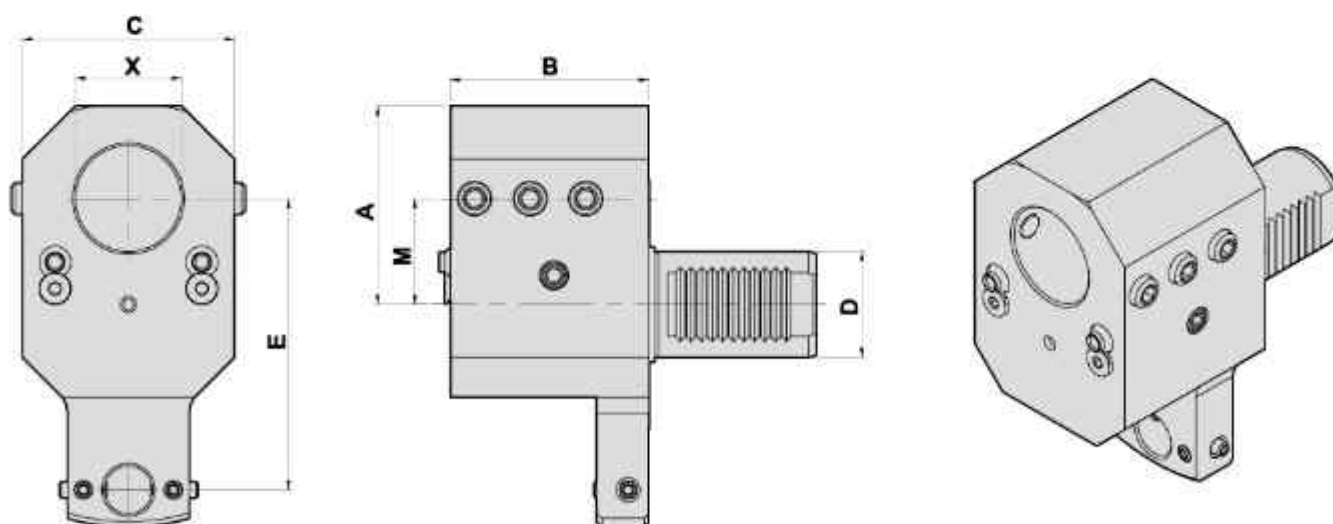
DIMENSIONS

• External coolant supply

Models	D	A	B	C	E	X	M	Code No.	Order No.	(Kg) Weight
LB300	40	105	90	85.5	0.5	25	25	406016-000	OD40-ES-C25x2	6.7

BORING BAR HOLDER

內孔刀座



DIMENSIONS

• External coolant supply

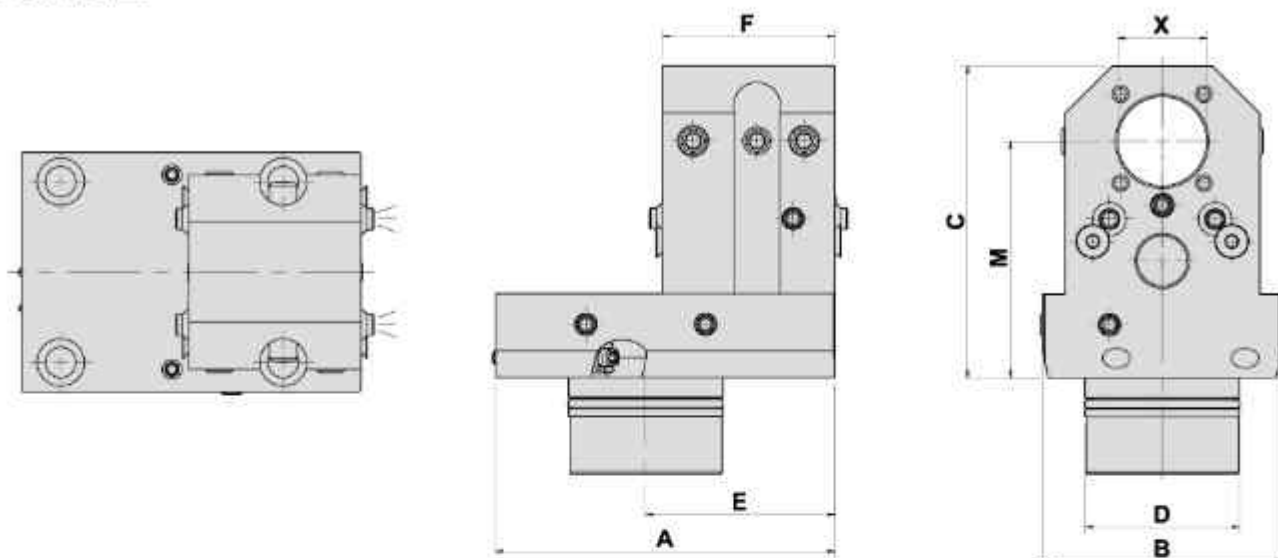
Models	D	A	B	C	E	X	M	Code No.	Order No.	(Kg) Weight
LB300	40	75	75	80	110	1.5"(inch)	40	3H1012-000	ID40-AS-B38.1-40	5
LB300	40	75	75	80	110	40(mm)	40	308012-000	ID40-AS-B40-40	5

BORING BAR HOLDER

Evermore

TYPE OKUMA

内孔刀座

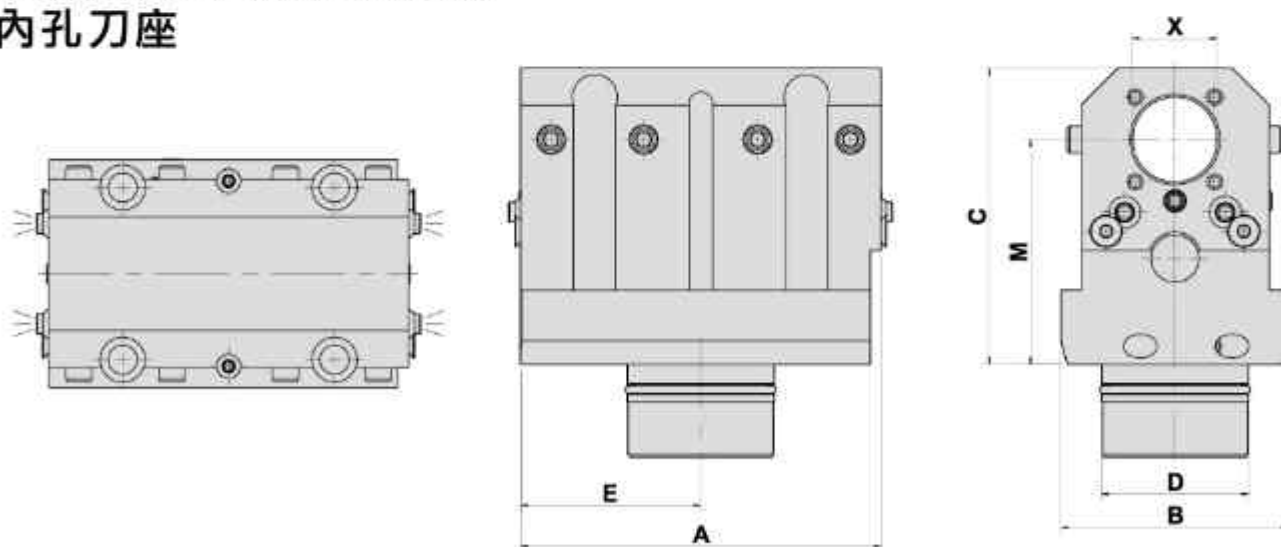


DIMENSIONS

● Internal, External coolant supply 内外部出水

Models	D	A	B	C	E	F	M	X	Code No.	Order No.	(Kg) Weight
LT2000EX-16D	55.4	122	86	112	68	62	85	32	307018-000	OK-ID-H32-85-S	4.7
LT2000EX-12D	60.4	125	95	138	68	62	110	32	30701A-000	OK-LT2000-60.4-B32-110-S	6

BORING BAR HOLDER 内孔刀座



DIMENSIONS

● Internal, External coolant supply 内外部出水

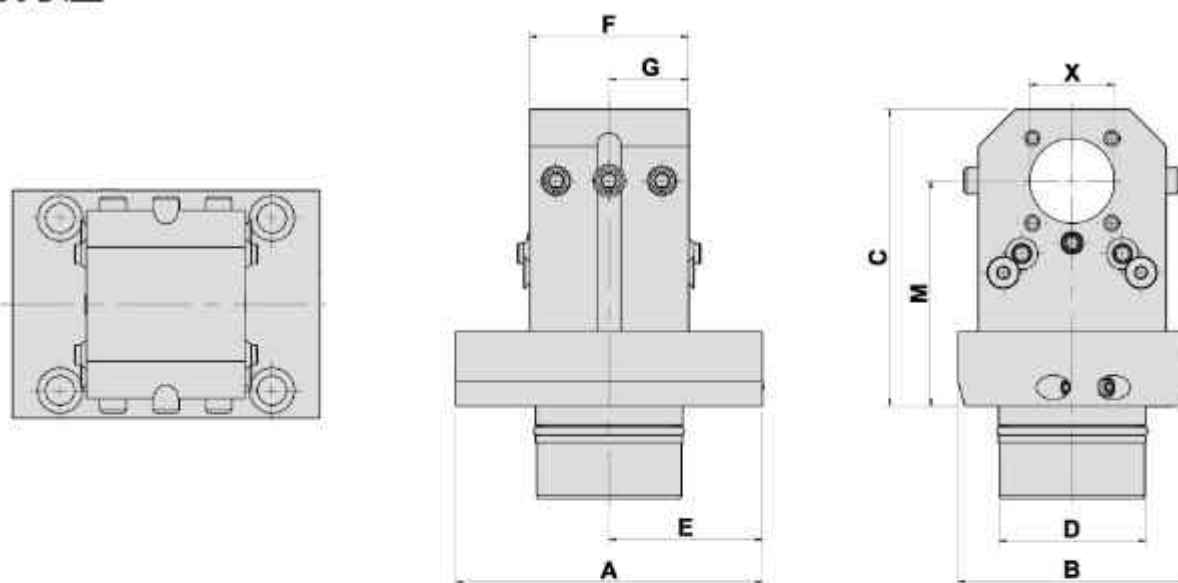
Models	D	A	B	C	E	M	X	Code No.	Order No.	(Kg) Weight
LT2000EX-16D	55.4	136	86	112	68	85	32	307019-000	OK-ID-H32-85	7.3
LT2000EX-12D	60.4	136	95	138	68	110	32	30701B-000	OK-LT2000-60.4-B32-110	9.4

BORING BAR HOLDER

Evermore

TYPE OKUMA

内孔刀座



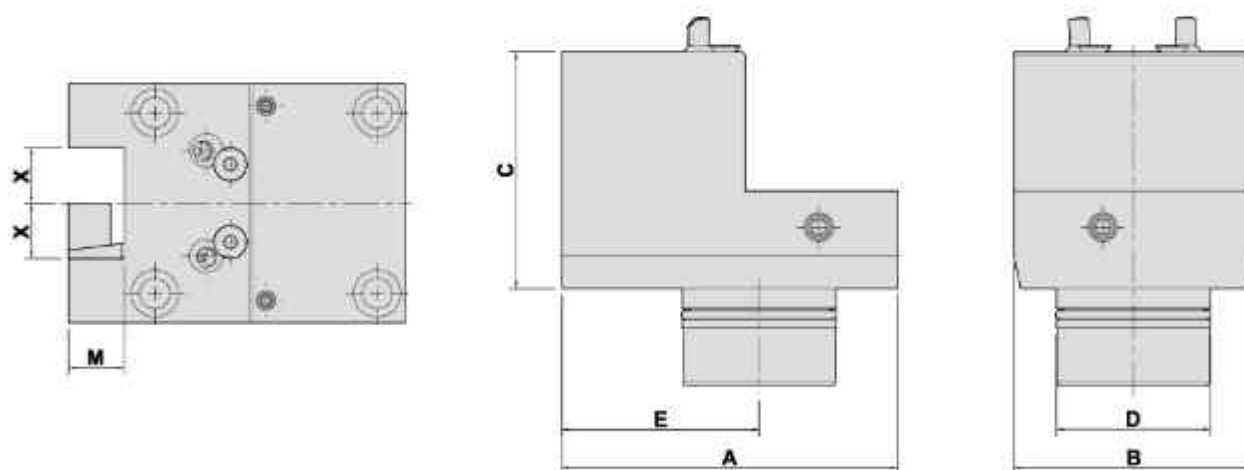
DIMENSIONS

● Internal, External coolant supply 内外部出水

Models	D	A	B	C	E	F	G	M	X	Code No.	Order No.	(Kg) Weight
LT2000EX-16D	55.4	116	86	112	58	60	30	85	32	307020-000	OK-ID-H32-85-SS	4.7

TURNING HOLDER

外徑刀座



DIMENSIONS

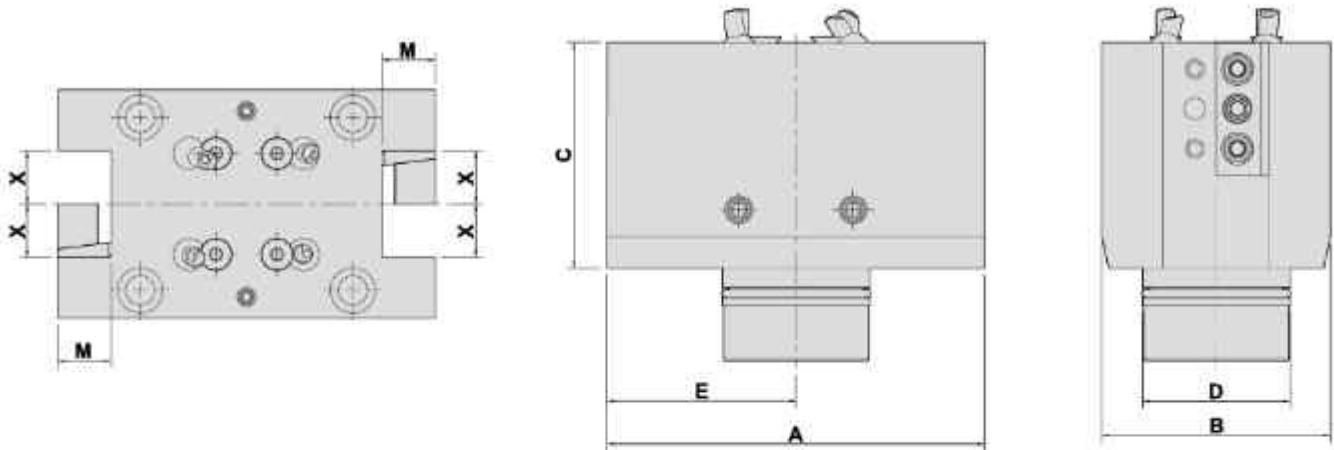
● External coolant supply 外部出水

Models	D	A	B	C	E	M	X	Code No.	Order No.	(Kg) Weight
LT2000EX-16D	55.4	121	86	85	71	20	20	40501F-000	OK-OD-I-S-20	4.7
LT2000EX-16D	55.4	121	86	65	71	20	20	40501H-000	OK-OD-I-S-20-65	4
LT2000EX-12D	60.4	121	95	70	71	20	25	406020-000	OK-LT2000-60.4-C25-70	4.6

DOUBLE SIDE TWIN TURNING HOLDER

TYPE OKUMA

雙側雙外徑刀座



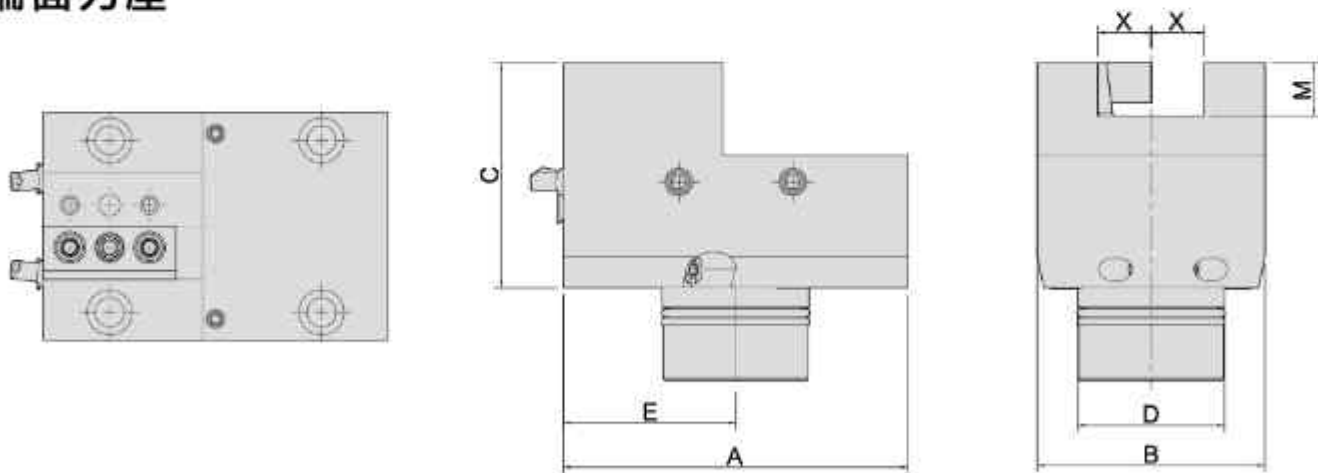
DIMENSIONS

● External coolant supply 外部出水

Models	D	A	B	C	E	M	X	Code No.	Order No.	(Kg) Weight
LT2000EX-16D	55.4	142	86	85	71	20	20	40501G-000	OK-OD-I-D-20x2	7.2
LT2000EX-12D	60.4	142	95	70	71	20	25	40601A-000	OK-LT2000-60.4-C25x2-70	6.6

FACING HOLDER

端面刀座



DIMENSIONS

● External coolant supply 外部出水

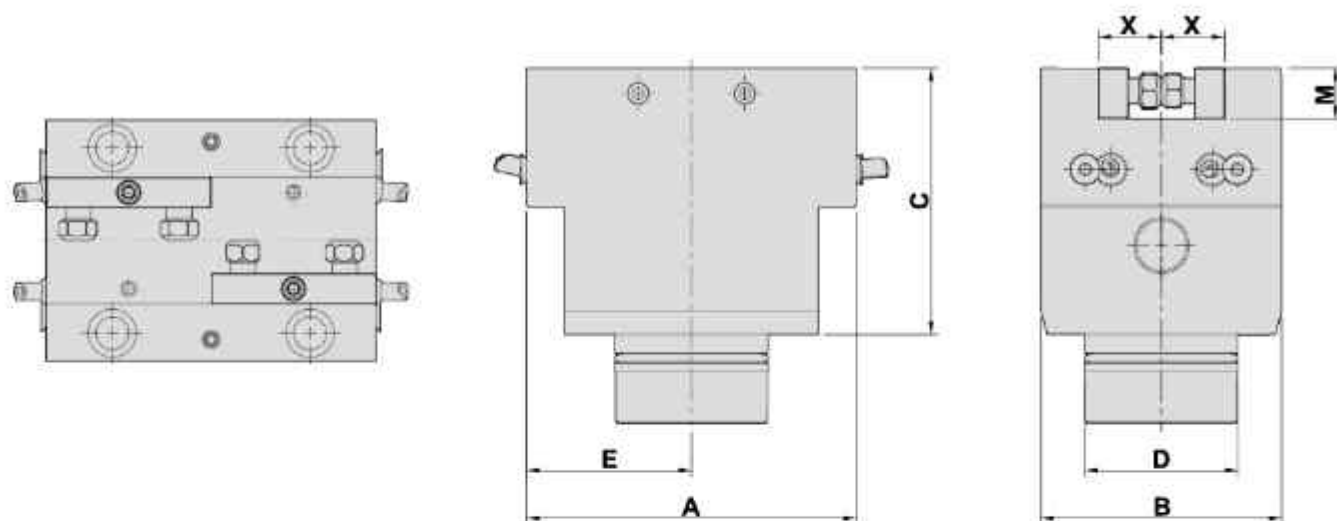
Models	D	A	B	C	E	M	X	Code No.	Order No.	(Kg) Weight
LT2000EX-16D	55.4	130	86	85	65	20	20	505016-000	OK-OD-I-20-85	5.4

DOUBLE SIDE TWIN FACING HOLDER

Evermore

TYPE OKUMA

雙側雙端面刀座

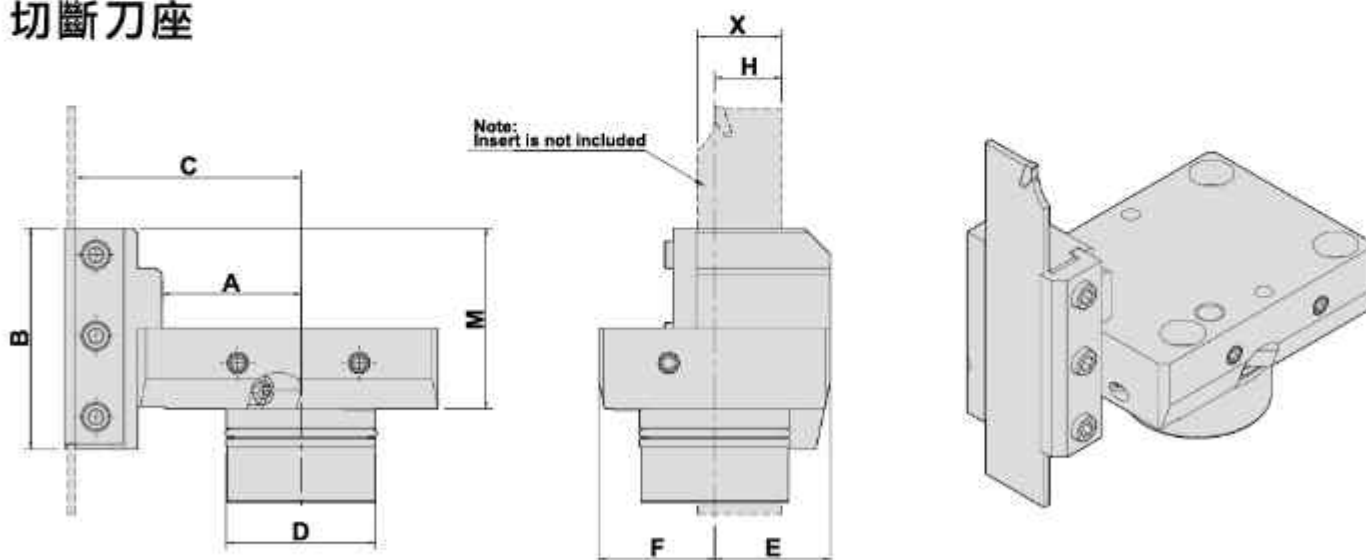


DIMENSIONS

• External coolant supply 外部出水

Models	D	A	B	C	E	M	X	Code No.	Order No.	(Kg) Weight
LT2000EX-16D	55.4	130	86	85	65	20	20	505015-000	OK-OD-II-20x2	6.7
LT2000EX-12D	60.4	130	95	105	65	20	25	506015-000	OK-LT2000-60.4-F25x2-105	7.8

CUTTING HOLDER 切斷刀座

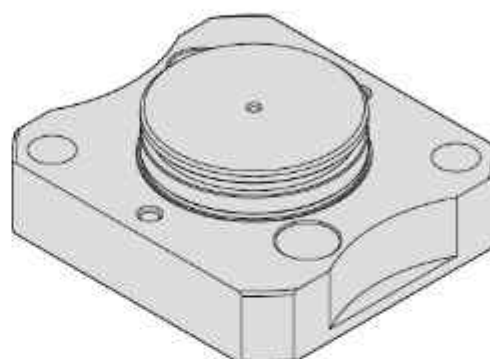
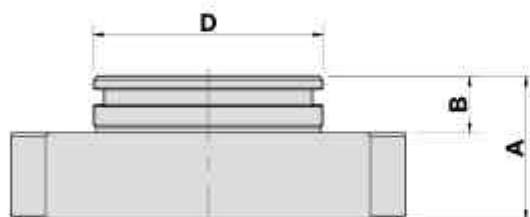
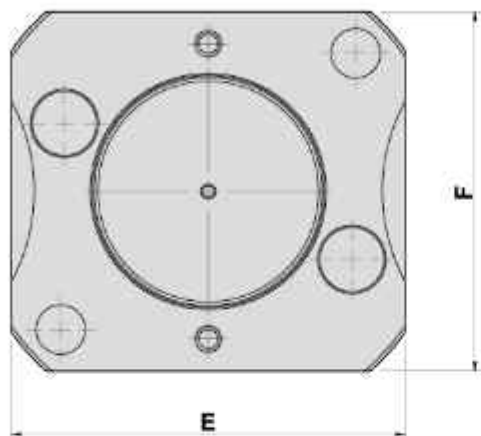


DIMENSIONS

• External coolant supply 外部出水

Models	D	A	B	C	E	F	X	H	M	Code No.	Order No.	(Kg) Weight
LT2000EX-16D	55.4	51.5	82	83.5	43	43	32	25	67	706013-000	OK-LT2000EX-R25-67	3.5

保孔蓋



DIMENSIONS

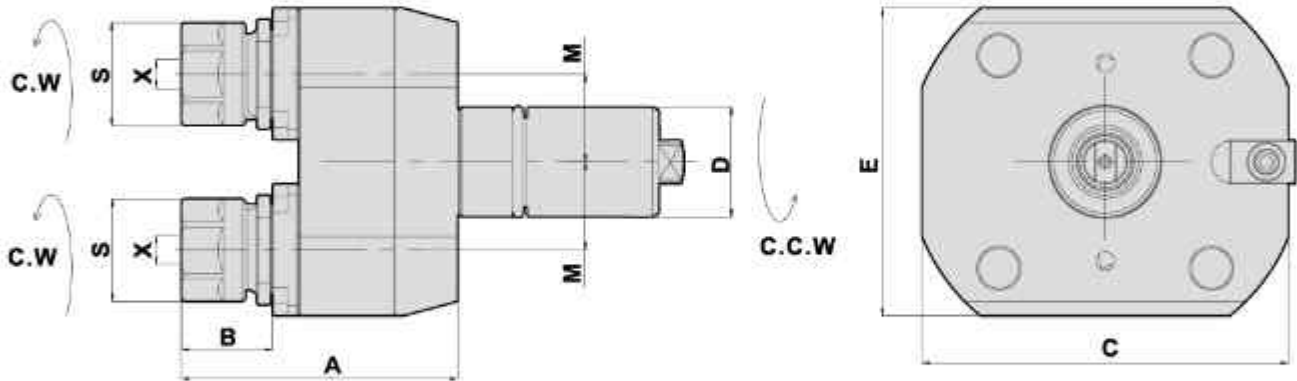
● External coolant supply 外部出水

Models	D	A	B	E	F	Code No.	Order No.	(Kg) Weight
LT2000EX-16D	55.4	38	15	100	82	Z5540S-116	OK-LT2000EX-16D-PLUG	1.7
LT2000EX-12D	60.4	38	15	104	95	Z6040S-116	OK-LT2000EX-12D-PLUG	1.9

AXIAL MILLING AND DRILLING HEAD DOUBLE COLLETS, Y OFFSET

TYPE TAKAMAZ

軸向鑽銑刀座-雙頭Y軸偏心 (0°)



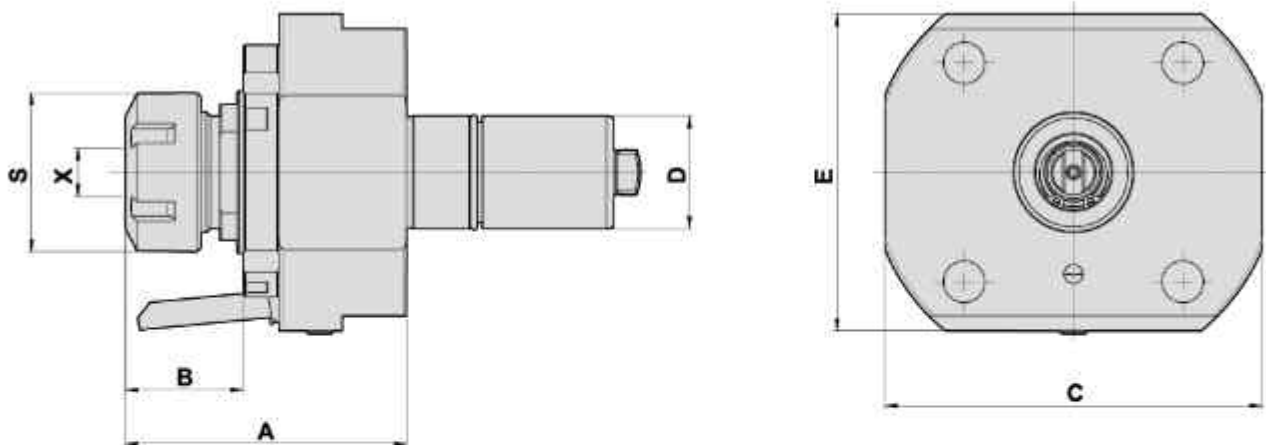
- To be used for collet DIN 6499
- External coolant supply
- Collet is not included

DIMENSIONS

Models	D	X Capacity	S	Maximum R.P.M.	A	B	C	E	M	Code No.	Order No.	(Kg) Weight
XY-120	30	1-10 ER16	30	6000	77.5	27	100	84	24	13011B-000	TA-DA30-16DY	3.1

AXIAL MILLING AND DRILLING HEAD

軸向鑽銑刀座 (0°)



- To be used for collet DIN 6499
- External coolant supply
- Collet is not included

DIMENSIONS

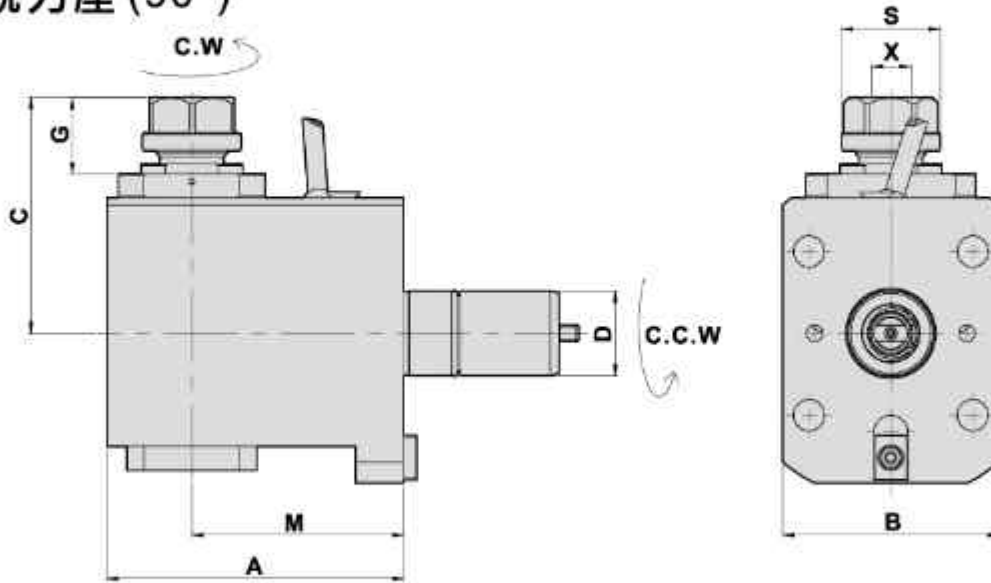
Models	D	X Capacity	S	Maximum R.P.M.	A	B	C	E	Code No.	Order No.	(Kg) Weight
XY-120	30	1-13 ER20	35	6000	72	29	100	84	13011A-000	TA-DA30-ER20	2.5
XY-120	30	1-16 ER25	42	6000	75	31	100	84	13011C-000	TA-DA30-ER25	2.5

RADIAL MILLING AND DRILLING HEAD

Evermore

TYPE TAKAMAZ

徑向鑽銑刀座 (90°)



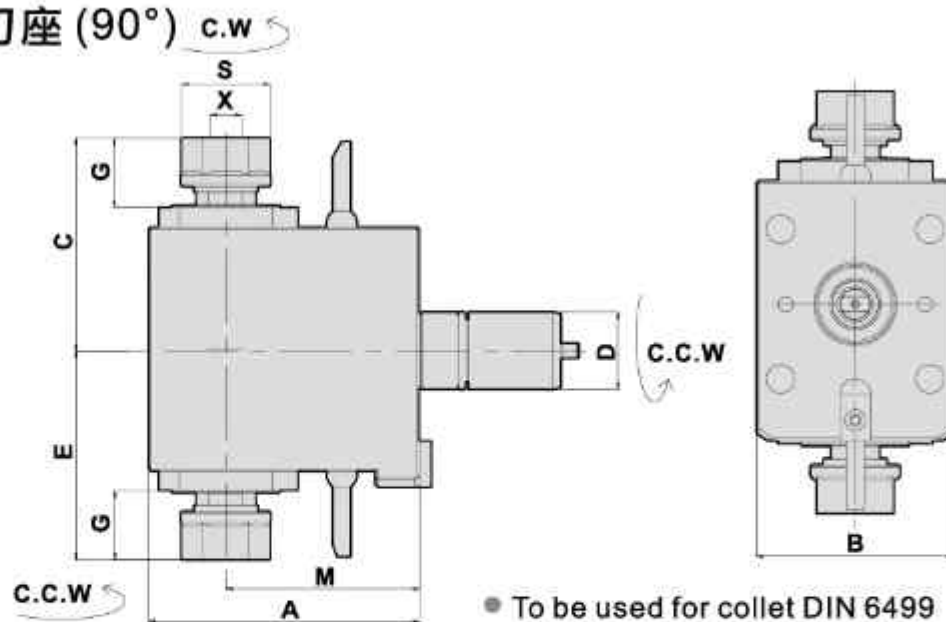
- To be used for collet DIN 6499
- External coolant supply
- Collet is not included

DIMENSIONS

Models	D	X Capacity	S	Maximum R.P.M.	A	B	C	G	M	Code No.	Order No.	(Kg) Weight
XY-120	30	1-13 ER20	35	5000	105	77	84	27	75	23011A-000	TA-DF30-20-75	5.1

RADIAL MILLING AND DRILLING HEAD DOUBLE HEADS

徑向雙頭鑽銑刀座 (90°)



- To be used for collet DIN 6499
- External coolant supply
- Collet is not included

DIMENSIONS

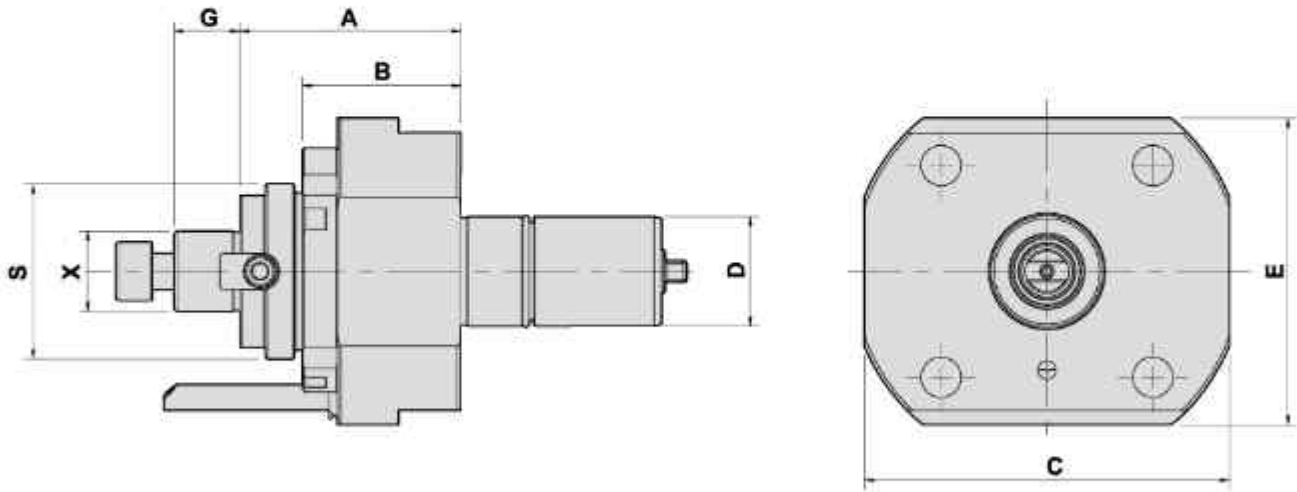
Models	D	X Capacity	S	Maximum R.P.M.	A	B	C	E	G	M	Code No.	Order No.	(Kg) Weight
XY-120	30	1-13 ER20	35	5000	105	77	86	84	30	75	23011B-000	TA-DF30-20-75D	5.7

AXIAL MILLING AND DRILLING HEAD

Evermore

TYPE TAKAMAZ

軸向鑽銑刀座 (0°)



- To be used for collet DIN 6499
- External coolant supply
- Collet is not included

DIMENSIONS

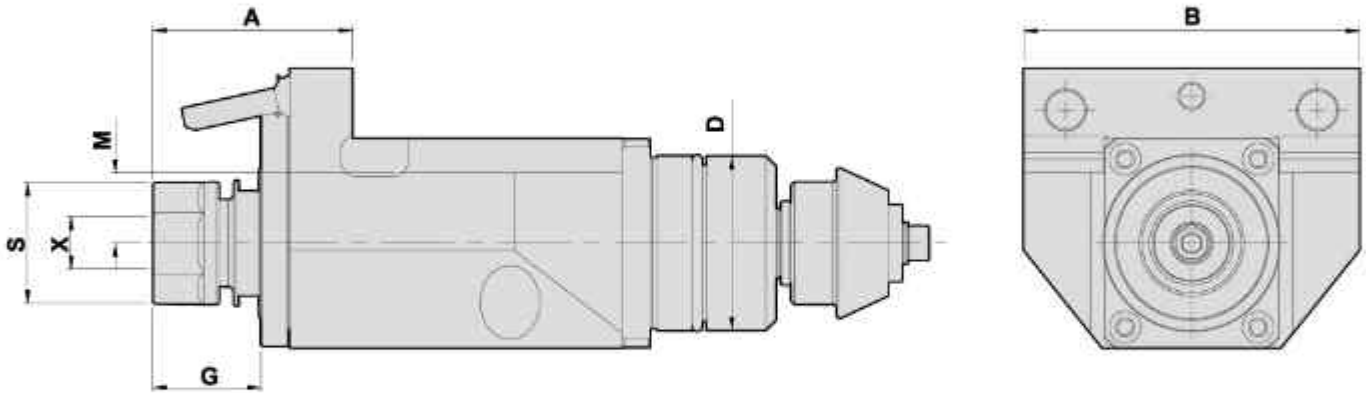
Models	D	X	S	Maximum R.P.M.	A	B	C	E	G	Code No.	Order No.	(Kg) Weight
XY-120	30	22	48	6000	67	43	100	84	18	1301ID-000	TA-DA30-22C	2.7

AXIAL DRILLING AND MILLING HEAD

Evermore

TYPE TAKAMAZ

軸向鑽銑刀座 (0°)



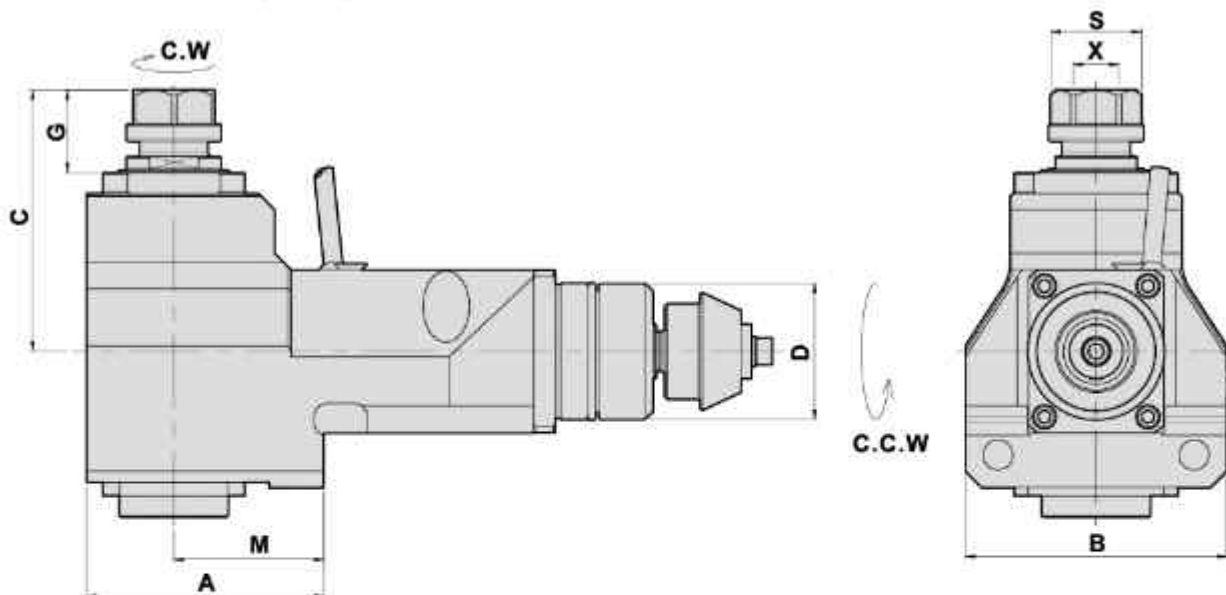
- To be used for collet DIN 6499
- External coolant supply
- Collet is not included

DIMENSIONS

Models	D	X Capacity	S	Maximum R.P.M.	A	B	G	M	Code No.	Order No.	(Kg) Weight
XY-180	50	1-13 ER20	35	6000	58	96	32	20	1508IA-000	TA-DA50-ER20	4.5

RADIAL MILLING AND DRILLING HEAD

徑向鑽銑刀座 (90°)



- To be used for collet DIN 6499
- External coolant supply
- Collet is not included

DIMENSIONS

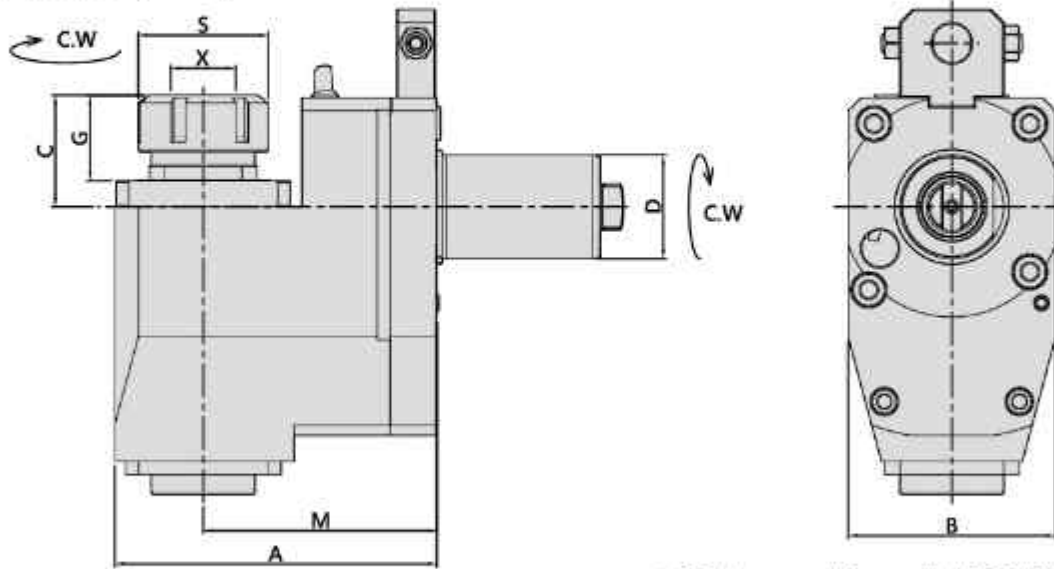
Models	D	X Capacity	S	Maximum R.P.M.	A	B	C	G	M	Code No.	Order No.	(Kg) Weight
XY-180	50	1-13 ER20	35	5000	87	96	96	30	55	2508IA-000	TA-DF50-20-55	8.6

RADIAL MILLING AND DRILLING HEAD OFFSET

Evermore

TYPE TAKAMAZ

徑向鑽銑刀座 (90°)



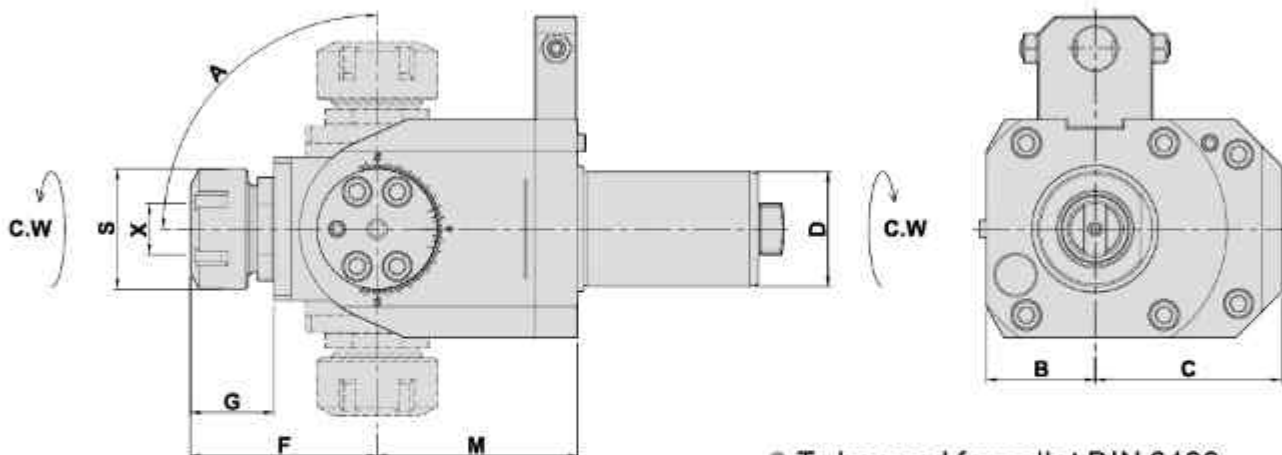
- To be used for collet DIN 6499
- External coolant supply
- Collet is not included

DIMENSIONS

Models	D	X Capacity	S	Maximum R.P.M.	A	B	C	G	M	Code No.	Order No.	(Kg) Weight
XY-2000	40	2-20 ER32	50	5000	124	80	45	35	90	2401IA-000	BR40-TZ-1809-32-90	8.5
XY-2000	40	1-16 ER25	42	5000	124	80	43	33	90	2401IC-000	BR40-TZ-1809-25-90	8.5

ANGULAR HEAD

萬向鑽銑刀座



- To be used for collet DIN 6499
- External coolant supply
- Collet is not included

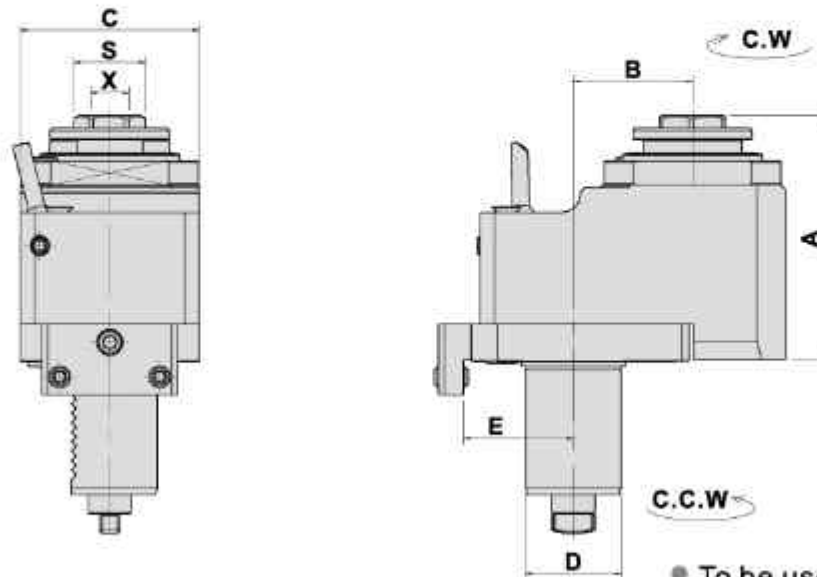
DIMENSIONS

Models	D	X Capacity	S	Maximum R.P.M.	A	B	C	F	G	M	Code No.	Order No.	(Kg) Weight
XY-2000	40	1-16 ER25	42	5000	±90°	38	65	65	29	70	1401IA-000	DA40-TZ-1809-25B	5.3

AXIAL DRILLING AND MILLING HEAD OFFSET

TYPE TAKAMAZ

軸向偏心鑽銑刀座 (0°)



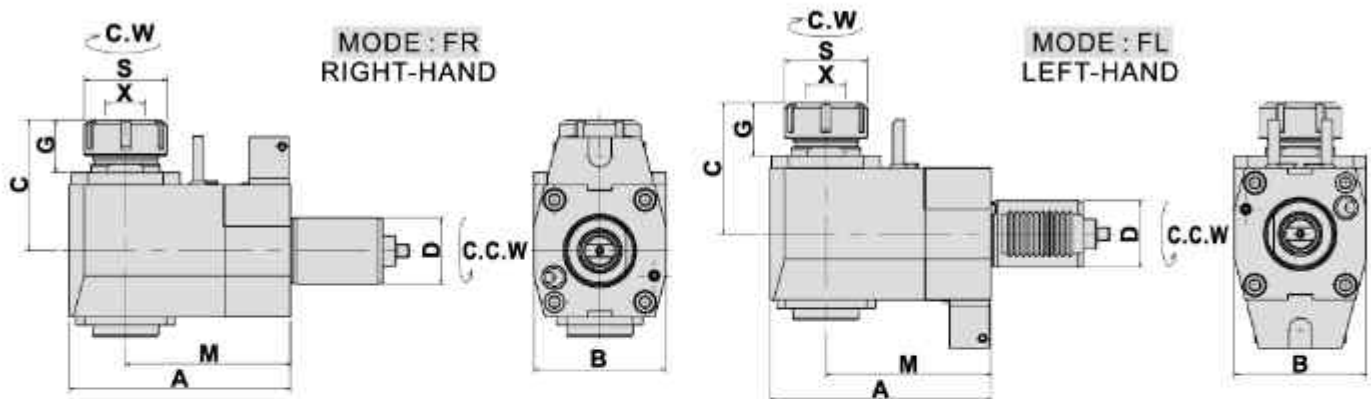
- To be used for collet DIN 6499
- External coolant supply
- Collet is not included

DIMENSIONS

Models	D	X Capacity	S	Maximum R.P.M.	A	B	C	E	Code No.	Order No.	(Kg) Weight
XY-2000	40	1-16 ER25	30	6000	102	50	75	46	1401IB-000	DA40-TZ-1809-25A-50	5.9

RADIAL MILLING AND DRILLING HEAD

徑向鑽銑刀座 (90°)



- To be used for collet DIN 6499
- External coolant supply
- Collet is not included

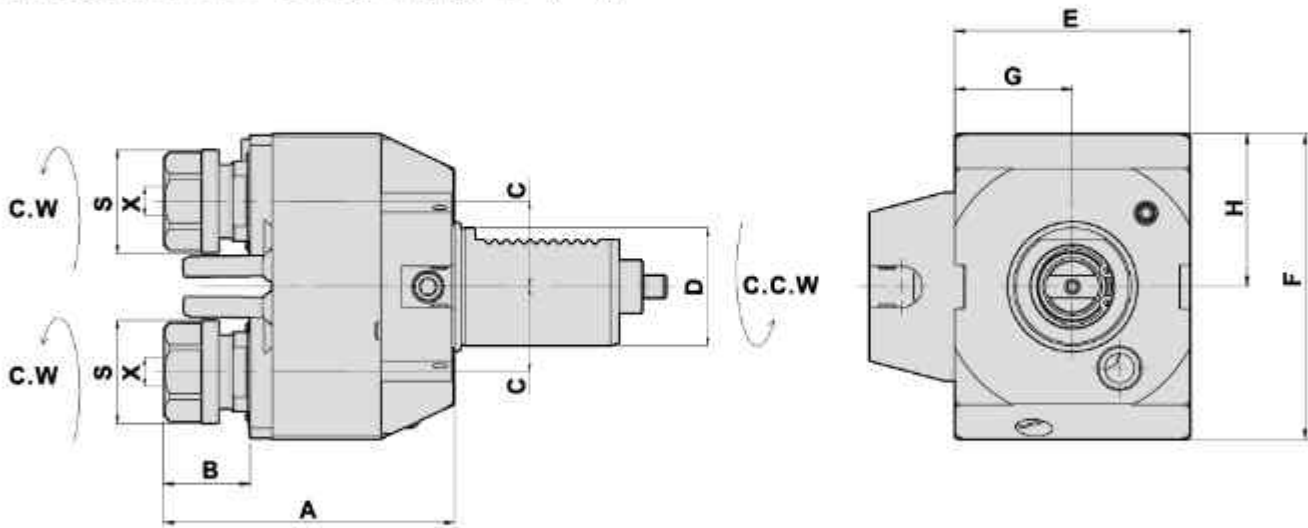
DIMENSIONS

Models	D	X Capacity	S	Maximum R.P.M.	A	B	C	G	M	Code No.	Order No.	(Kg) Weight
XY-2000	40	2-20 ER32	50	5000	134	80	79.5	32	100	2401ID-000	FR40-TZ-1809-32-100	7
XY-2000	40	2-20 ER32	50	5000	134	80	79.5	32	100	2401IB-000	FL40-TZ-1809-32-100	7

AXIAL DRILLING AND MILLING HEAD DOUBLE COLLETS, Y OFFSET

TYPE TAKAMAZ

軸向鑽銑刀座-雙頭Y軸偏心 (0°)



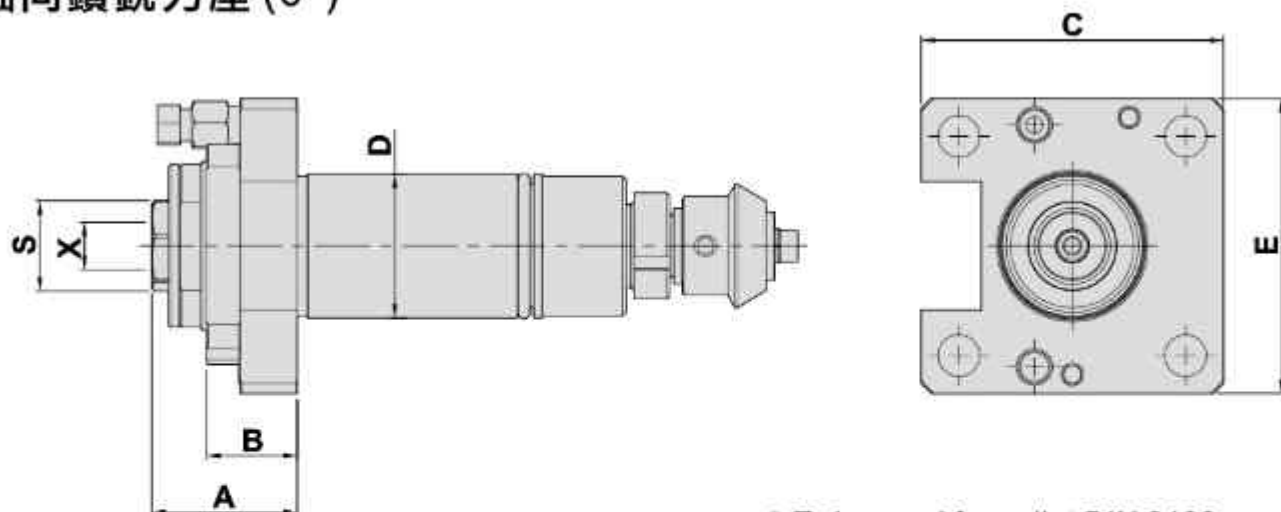
- To be used for collet DIN 6499
- External coolant supply
- Collet is not included

DIMENSIONS

Models	D	X Capacity	S	Maximum R.P.M.	A	B	C	E	F	G	H	Code No.	Order No.	(Kg) Weight
XY-2000	40	1-13 ER20	35	6000	98.5	29	29	80	104	40	52	14011C-000	DA40-TZ-1809-20DY	4.7

AXIAL DRILLING AND MILLING HEAD

軸向鑽銑刀座 (0°)



- To be used for collet DIN 6499
- External coolant supply
- Collet is not included

DIMENSIONS

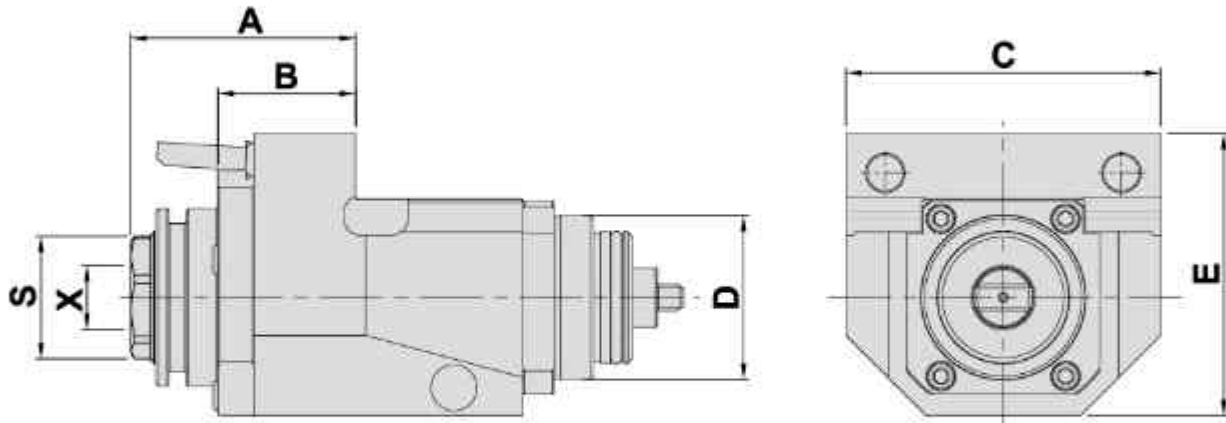
Models	D	X Capacity	S	Maximum R.P.M.	A	B	C	E	Code No.	Order No.	(Kg) Weight
XL-100	38	1-13 ER20A	26	6000	38.5	24	80	78	13881B-000	TA-XL-DA38-ER20A	1.8

AXIAL DRILLING AND MILLING HEAD

Evermore

TYPE TAKAMAZ

軸向鑽銑刀座 (0°)



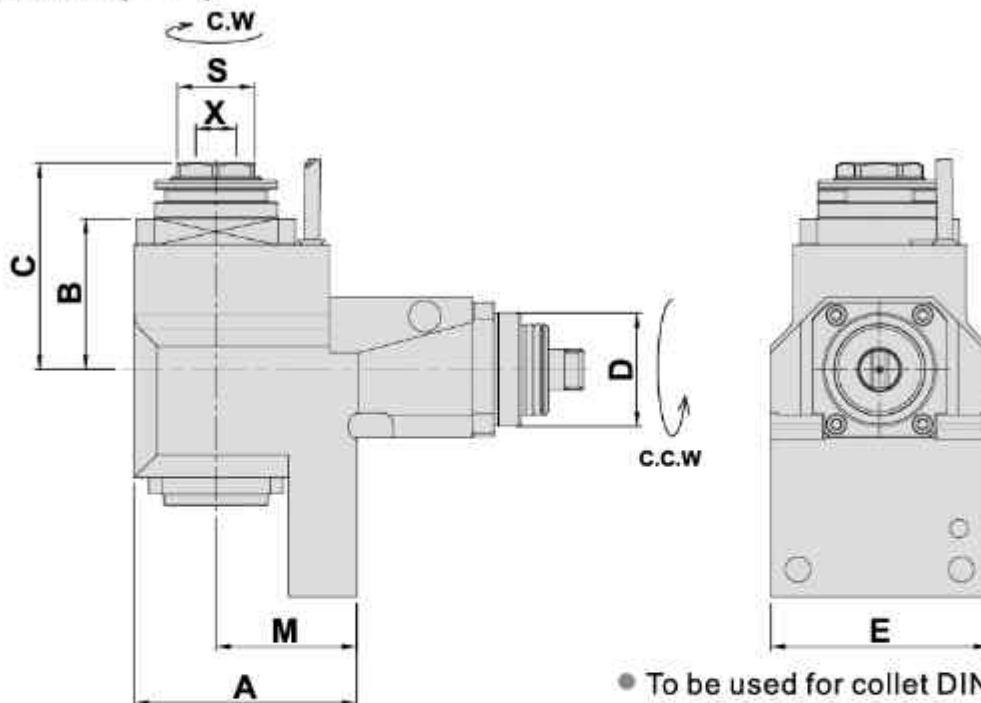
- To be used for collet DIN 6499
- External coolant supply
- Collet is not included

DIMENSIONS

Models	D	X Capacity	S	Maximum R.P.M.	A	B	C	E	Code No.	Order No.	(Kg) Weight
XL-150	50	2-20 ER32A	38	6000	68.5	42	96	86	15011A-000	XL-150-DA50-ER32A	4.7

RADIAL MILLING AND DRILLING HEAD

徑向鑽銑刀座 (90°)



- To be used for collet DIN 6499
- External coolant supply
- Collet is not included

DIMENSIONS

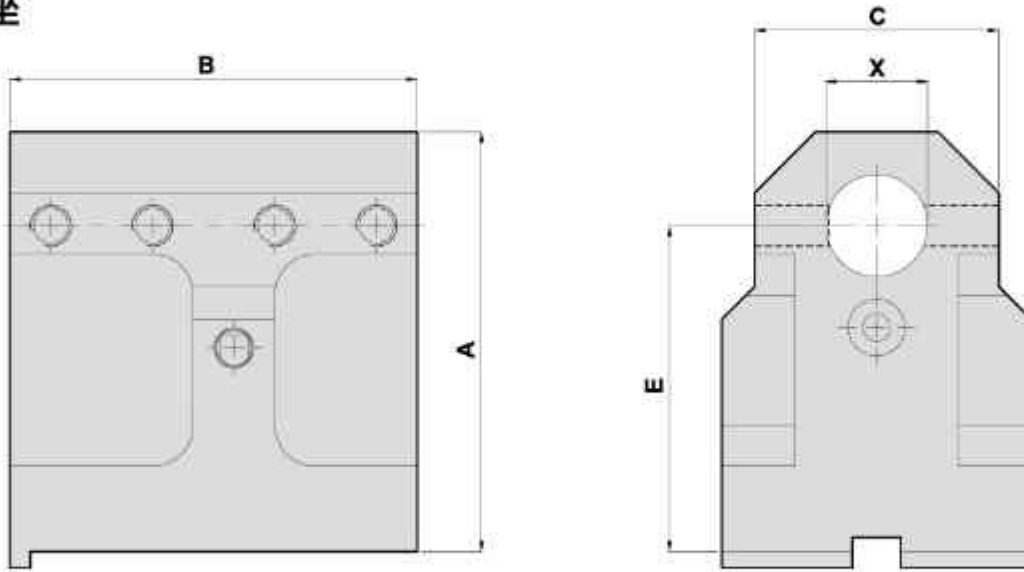
Models	D	X Capacity	S	Maximum R.P.M.	A	B	C	E	M	Code No.	Order No.	(Kg) Weight
XL-150	50	2-20 ER32A	38	5000	98	67	91	96	62	2501JA-000	XL-150-DF50-ER32A-62	9.5

BORING BAR HOLDER

Evermore

TYPE TAKAMAZ

内孔刀座

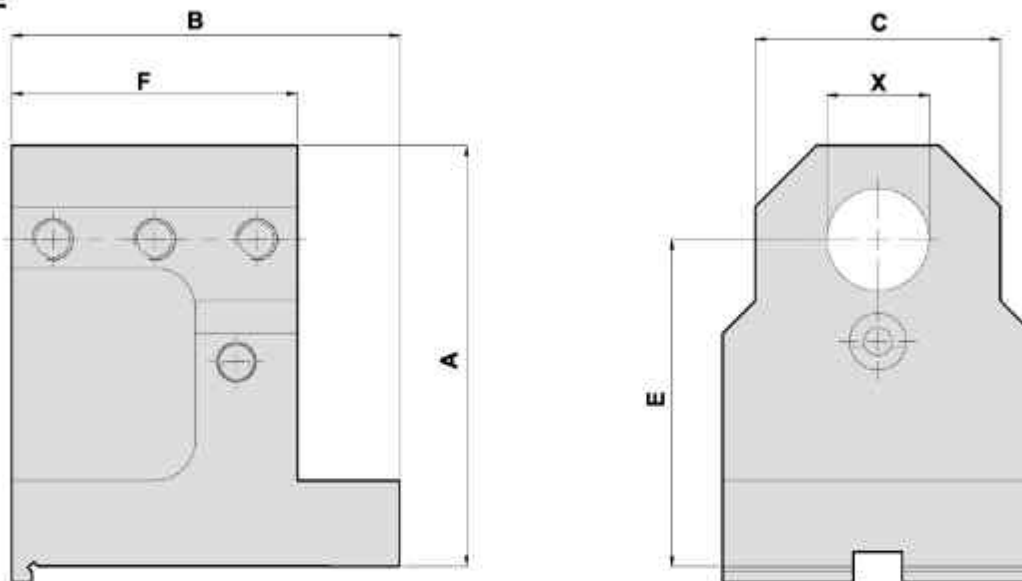


DIMENSIONS

● External coolant supply 外部出水

Models	X	A	B	C	E	Code No.	Order No.	(Kg) Weight
XY-120	1"(inch)	103	100	60	80	3F1061-000	TA-XY120-DB25.4	3.9
XY-120	25(mm)	103	100	60	80	306061-000	TA-XY120-DB25	3.9

BORING BAR HOLDER 内孔刀座



DIMENSIONS

● External coolant supply 外部出水

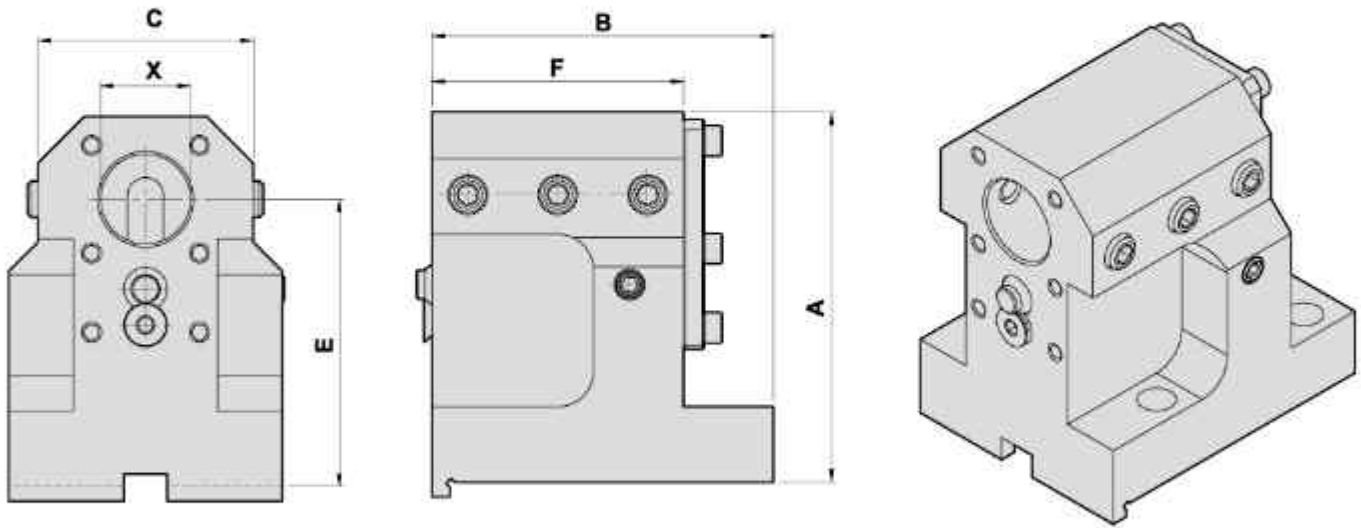
Models	X	A	B	C	E	F	Code No.	Order No.	(Kg) Weight
XY-120	25	103	95	60	80	70	306062-000	TA-XY120-B25	3.3

BORING BAR HOLDER

Evermore

TYPE TAKAMAZ

內孔刀座



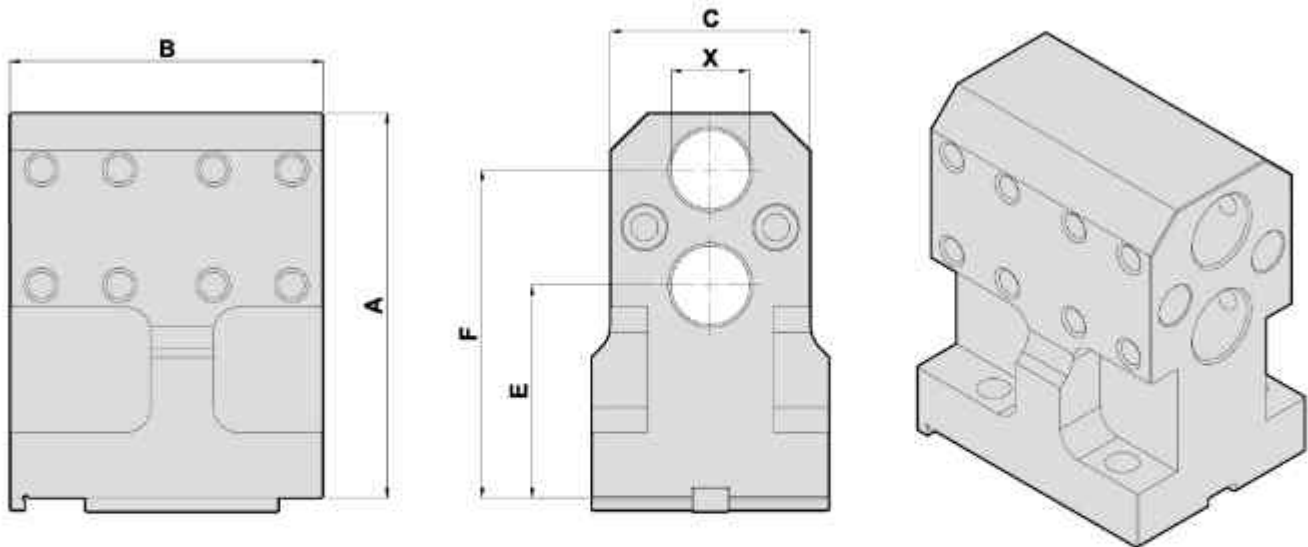
DIMENSIONS

● Internal coolant supply 中心出水

Models	X	A	B	C	E	F	Code No.	Order No.	(Kg) Weight
XY-120	25	103	95	60	80	70	306064-000	CW-TA-XY120-B25-80	3.3
XY-120	32	103	95	60	80	70	307064-000	CW-TA-XY120-B32-80	3.2

DOUBLE BORING BAR HOLDER

雙內孔雙向式刀座



DIMENSIONS

● External coolant supply 外部出水

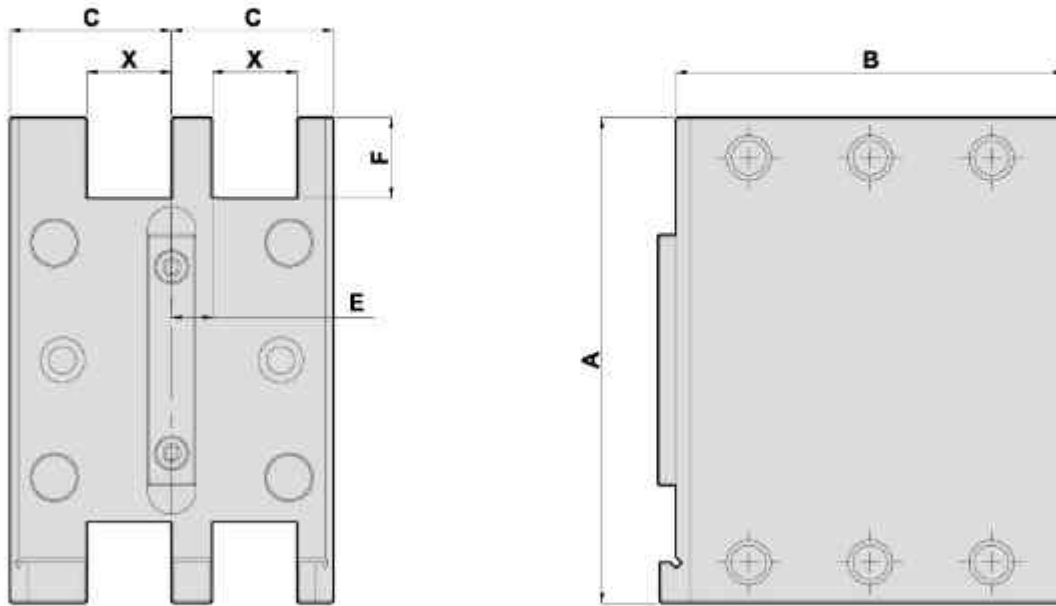
Models	X	A	B	C	E	F	Code No.	Order No.	(Kg) Weight
XY-120	25	123	100	64	68	105	306065-000	TA-XY120-B25x2	4.9

DOUBLE SIDE TWIN TURNING HOLDER

Evermore

TYPE TAKAMAZ

雙側四外徑刀座

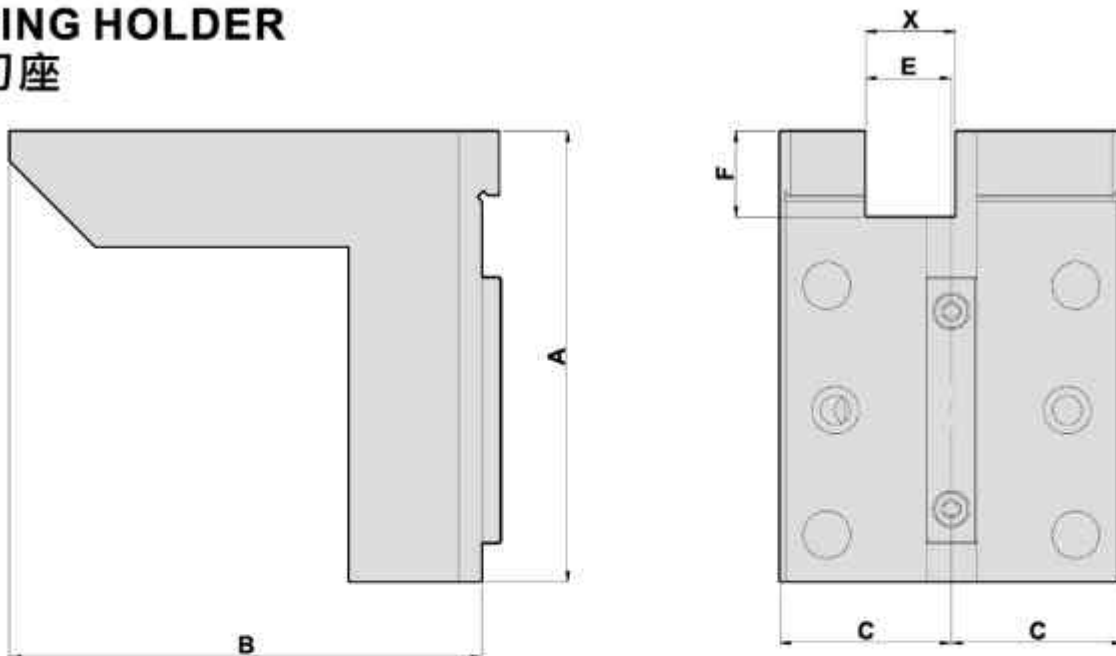


DIMENSIONS

● External coolant supply 外部出水

Models	X	A	B	C	E	F	Code No.	Order No.	(Kg) Weight
XY-120	21	120	96	40	10	20	405061-000	TA-XY-120-20x4	5.5

CUTTING HOLDER 切斷刀座



DIMENSIONS

● External coolant supply 外部出水

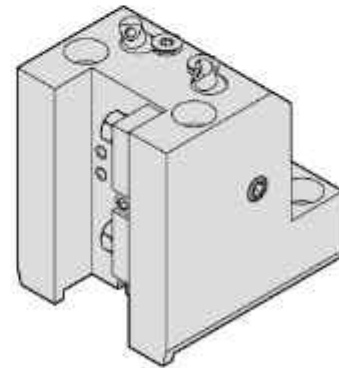
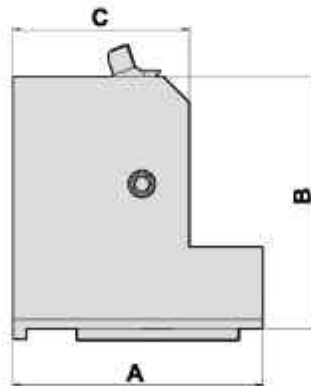
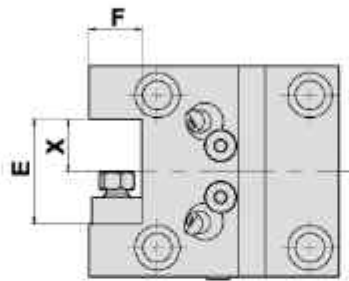
Models	X	A	B	C	E	F	Code No.	Order No.	(Kg) Weight
XY-120	21	105	110	40	20	20	705061-000	TA-XY120-R20	2.6

DOUBLE SIDE TURNING HOLDER

Evermore

TYPE TAKAMAZ

雙側外徑刀座

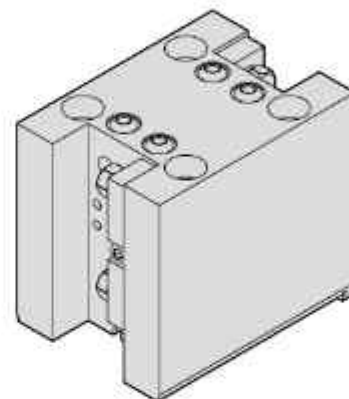
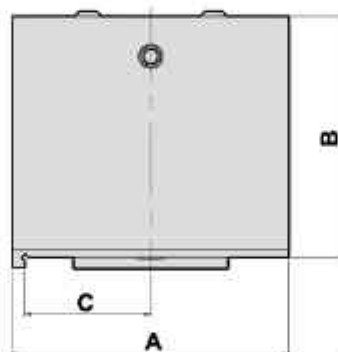
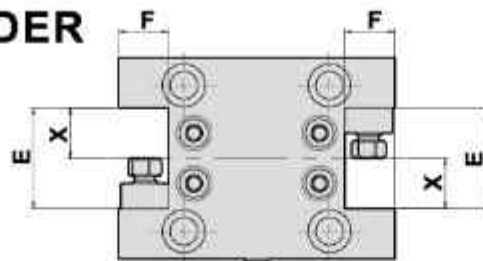


DIMENSIONS

● External coolant supply 外部出水

Models	X	A	B	C	E	F	Code No.	Order No.	(Kg) Weight
XY-120	20	95	96	67	40	20	405062-000	TA-XY-120-C20	3.8

TURNING HOLDER 外徑刀座



DIMENSIONS

● External coolant supply 外部出水

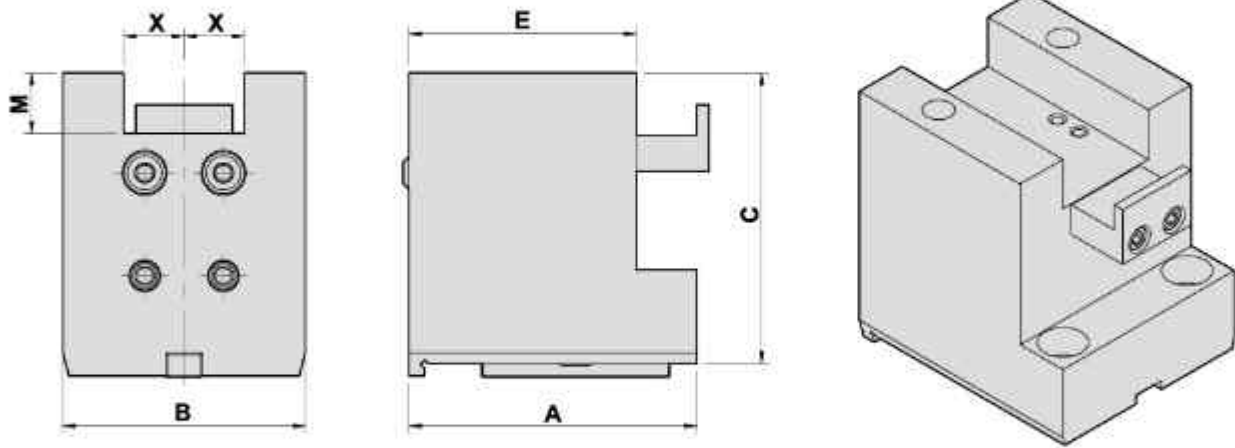
Models	X	A	B	C	E	F	Code No.	Order No.	(Kg) Weight
XY-120	20	110	96	50	40	20	405063-000	TA-XY120-C20x2	5.2

FACING HOLDER

Evermore

TYPE TAKAMAZ

端面刀座

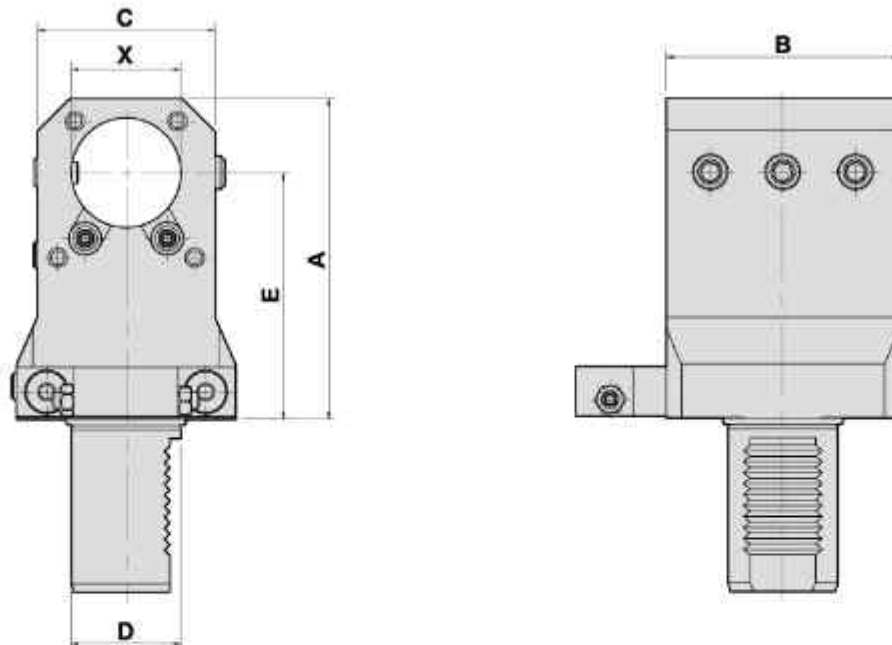


DIMENSIONS

• External coolant supply 外部出水

Models	X	A	B	C	E	M	Code No.	Order No.	(Kg) Weight
XY-120	20	95	80	96	75	20	505061-000	TA-XY-120-F20	4.5

BORING BAR HOLDER 内孔刀座



DIMENSIONS

• External coolant supply 外部出水

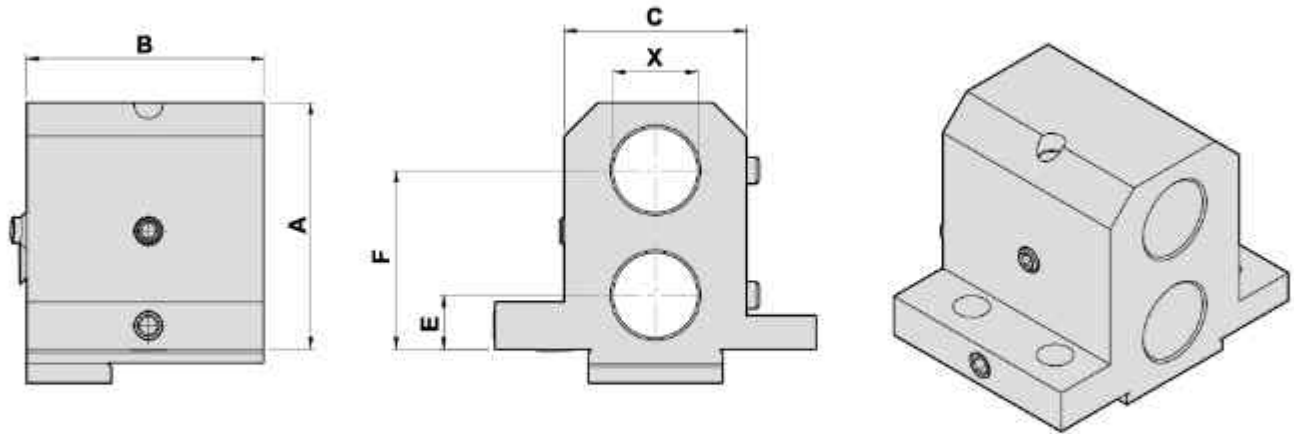
Models	D	X	A	B	C	E	Code No.	Order No.	(Kg) Weight
XY-2000	40	40	117	85	65	90	308538-000	TZ-T1-40-B40-90-P63	5
XY-2000	40	40	127	85	65	100	308522-000	TZ-T1-40-B40-100-P63	5.4

DOUBLE BORING BAR HOLDER

Evermore

TYPE TAKAMAZ

雙內孔刀座



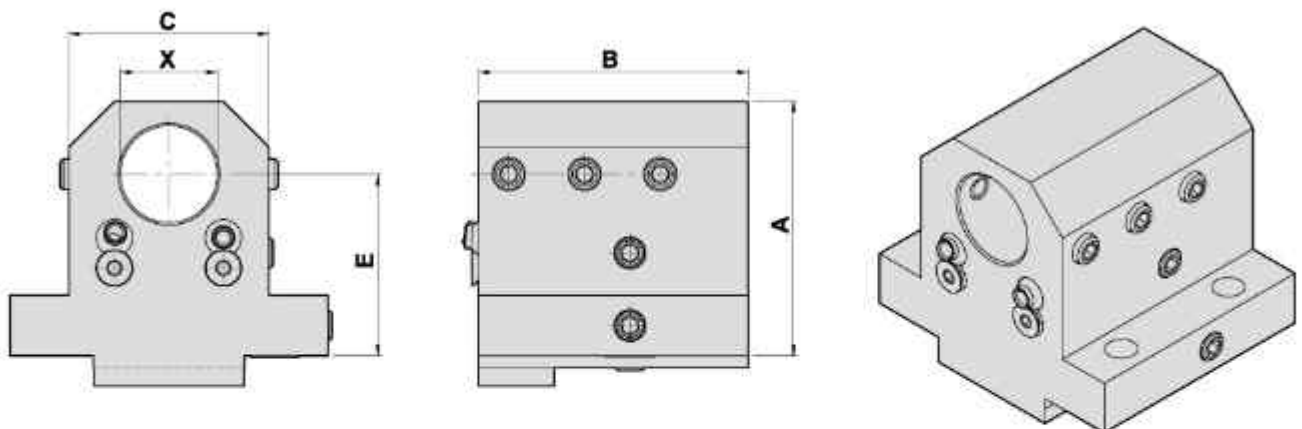
DIMENSIONS

• External coolant supply 外部出水

Models	X	A	B	C	E	F	Code No.	Order No.	(Kg) Weight
X-10	25	73	70	52	16	53	306063-000	TA-X10-B25x2	2
X-15	25	84	89	64	30	65	306067-000	TA-X15-B25x2	3.7
XL-100	20	65	65	54	22	50	305061-000	TA-XL-100-B20x2-50	1.5

BORING BAR HOLDER

內孔刀座



DIMENSIONS

• External coolant supply 外部出水

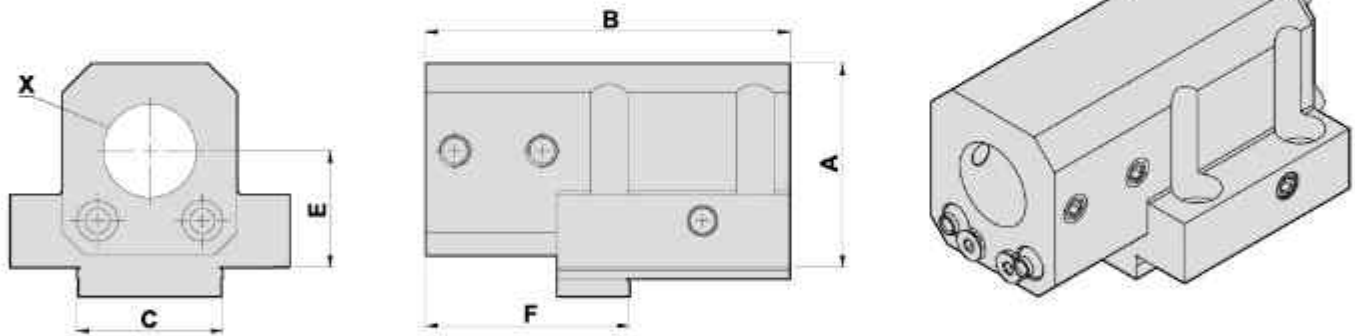
Models	X	A	B	C	E	Code No.	Order No.	(Kg) Weight
X-15	32	84	89	66	60	307061-000	TA-X15-B32-60	3.8
X-10	25	66	65	52	40	306069-000	TA-X10-B25-40	2
XL-150	40	75	94	66	40	308061-000	TA-XL150-B40-40	4.3

BORING BAR HOLDER

Evermore

TYPE TAKAMAZ

內孔刀座



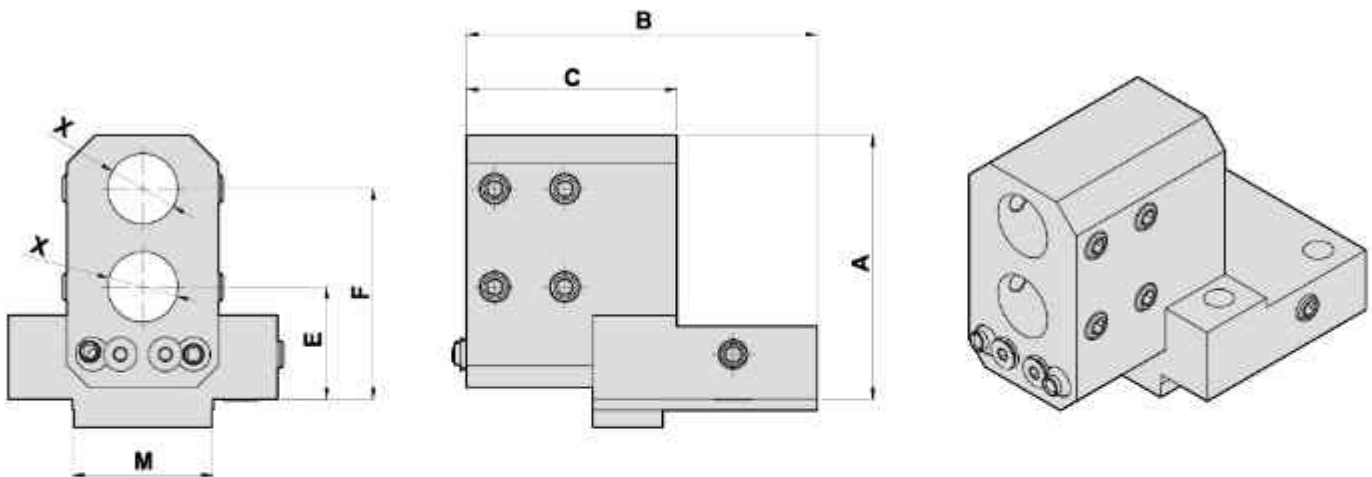
DIMENSIONS

• Internal, External coolant supply 內外部出水

Models	X	A	B	C	E	F	Code No.	Order No.	(Kg) Weight
XY-180	32	70	125	50	40	70	307062-000	TA-XY180-B32-40	3.6

DOUBLE BORING BAR HOLDER

雙內孔刀座



DIMENSIONS

• External coolant supply 外部出水

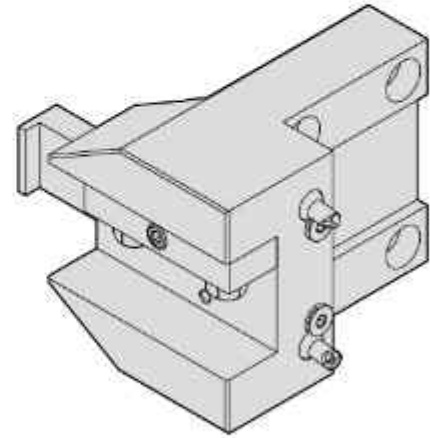
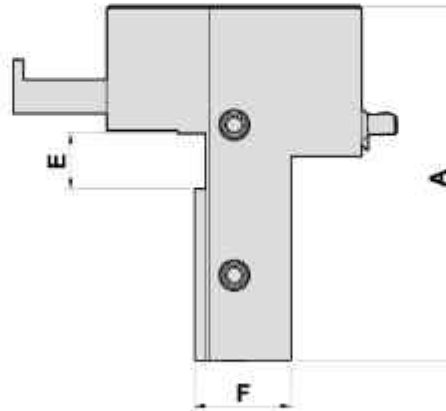
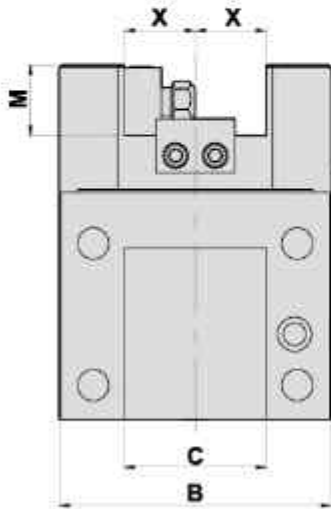
Models	X	A	B	C	E	F	M	Code No.	Order No.	(Kg) Weight
XY-180	25	94	125	75	40	75	50	306066-000	TA-XY180-B25x2-75	3.8

TURNING HOLDER

Evermore

TYPE TAKAMAZ

外徑刀座



DIMENSIONS

● External coolant supply 外部出水

Models	X	A	B	C	E	F	M	Code No.	Order No.	(Kg) Weight
XY-180	25	125	96	50	19.5	34	25	406061-000	TA-XY180-C25-55	4

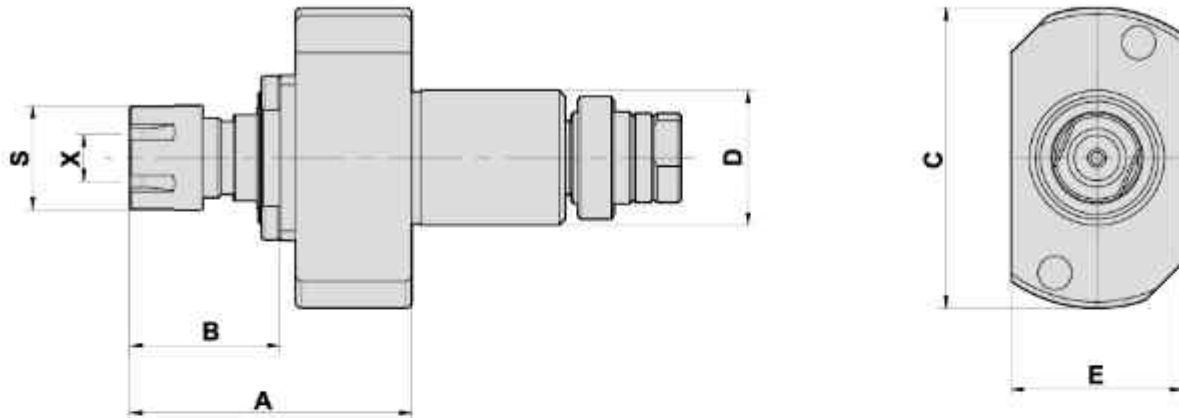
MILLING AND DRILLING HEAD

Sub Tool Post -End Surface Machining

Evermore

TYPE STAR

鑽銑刀座-背面端銑加工



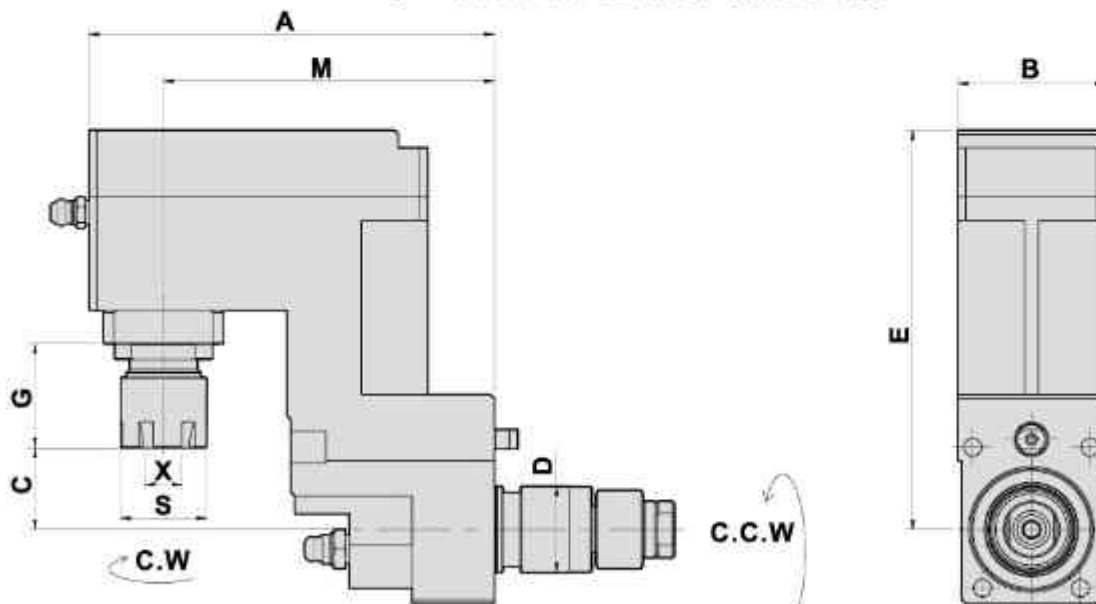
- To be used for collet DIN 6499
- External coolant supply
- Collet is not included

DIMENSIONS

Models	D	X Capacity	S	Maximum R.P.M.	A	B	C	E	Code No.	Order No.	(Kg) Weight
ECAS 12/20 /SR 16R/20R/20RIII	22	1-7 ER11M	17	6000	46	24.5	49	28	122601-000	ST-DA22-ER11M	0.4
/SR-10J/20J/32J	22	1-10 ER16M	22	6000	53	31.5	49	28	122602-000	ST-DA22-ER16M	0.4

MILLING AND DRILLING HEAD OFFSET

Sub Tool Post -Radius Machining 鑽銑刀座-背面側銑加工



- To be used for collet DIN 6499
- External coolant supply
- Collet is not included

DIMENSIONS

Models	D	X Capacity	S	Maximum R.P.M.	A	B	C	E	G	M	Code No.	Order No.	(Kg) Weight
SR20RIV/SW20	22	1-10 ER16M	22	4000	104	37.5	21	102	27	84.5	222602-000	ST-DB22-16M-84.5	2.1

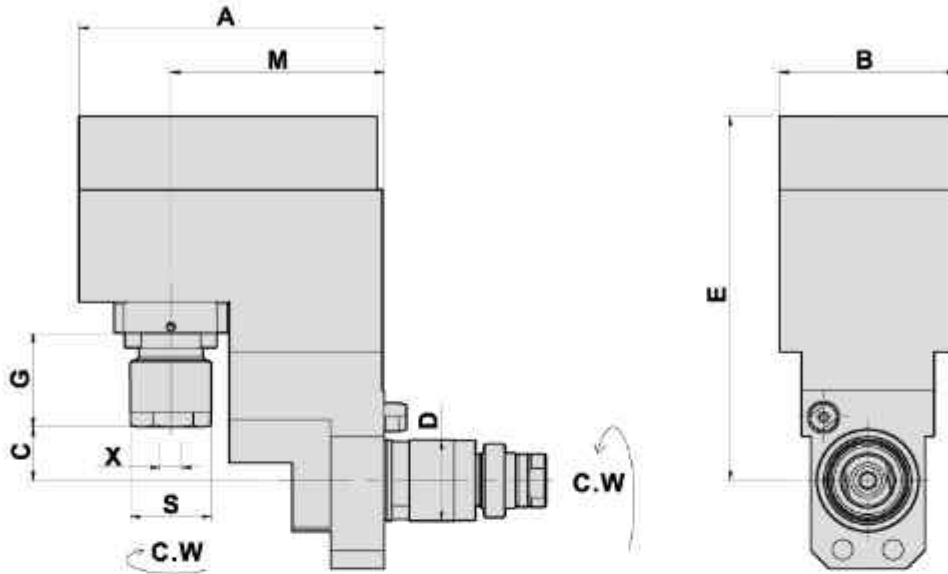
MILLING AND DRILLING HEAD OFFSET

Sub Tool Post -Radius Machining

Evermore

TYPE STAR

鑽銑刀座-背面側銑加工



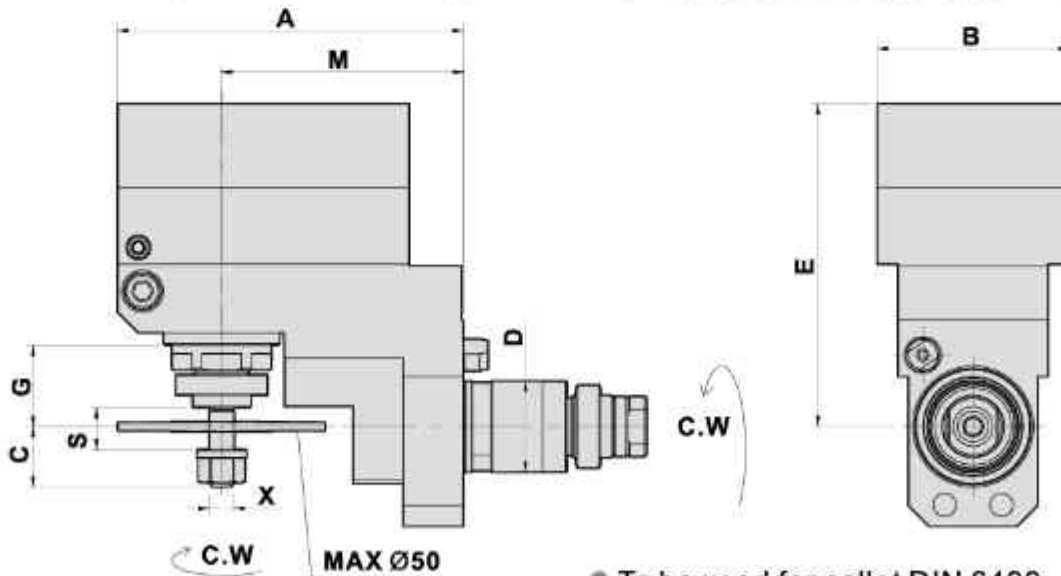
- To be used for collet DIN 6499
- External coolant supply
- Collet is not included

DIMENSIONS

Models	D	X Capacity	S	Maximum R.P.M.	A	B	C	E	G	M	Code No.	Order No.	(Kg) Weight
SR-10J/20J/ SR-20JN/ SR-20RIII	22	1-10 ER16M	22	4000	83	48	14.5	99	25.6	58	222606-000	ST-DB22-16M-58	2.2

SHELL END MILLING CUTTERS

Sub Tool Post-Rotary Toolholder Slitting Machining 銑削刀座-背面加工鋸片座



- To be used for collet DIN 6499
- External coolant supply
- Collet is not included

DIMENSIONS

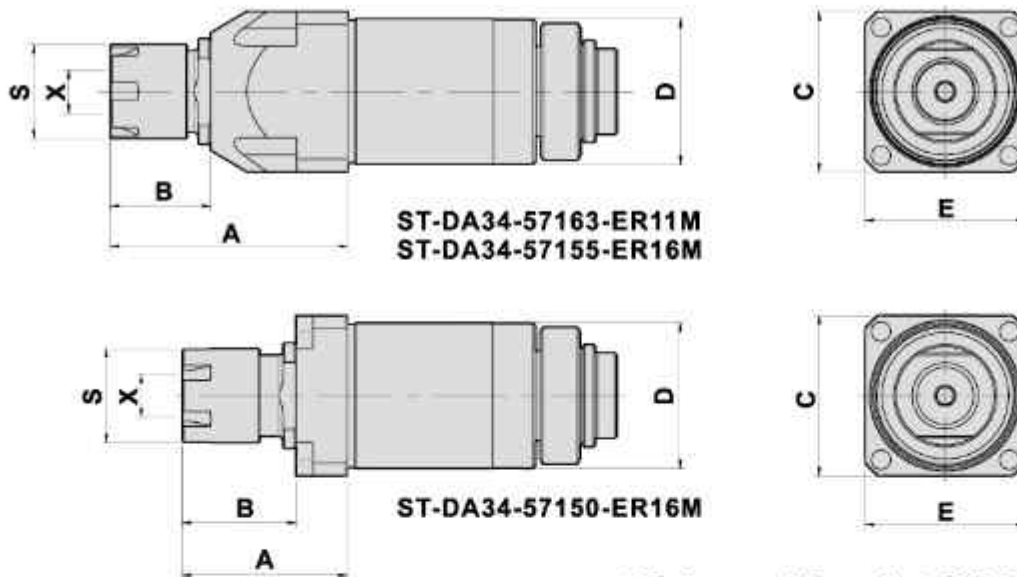
Models	D	X	Maximum R.P.M.	A	B	C	E	G	M	S	Code No.	Order No.	(Kg) Weight
SR-10J/20J/ SR-20JN/ SR-20RIII	22	6	4000	83	46	14.5	77.5	19.5	58	10	222603-000	ST-DB22-6C-58	1.6

MILLING AND DRILLING HEAD

Main Tool Post-Radius Machining

TYPE STAR

鑽銑刀座-正面側銑加工



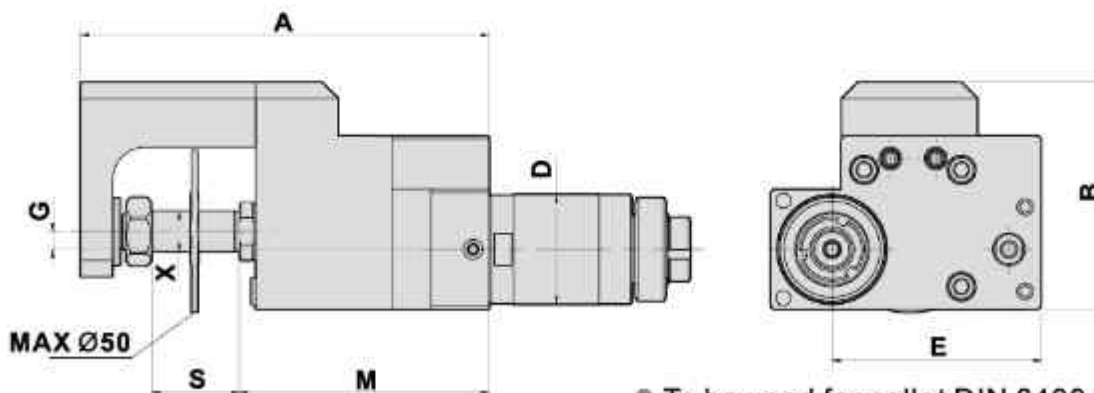
- To be used for collet DIN 6499
- External coolant supply
- Collet is not included

DIMENSIONS

Models	D	X Capacity	S	Maximum R.P.M.	A	B	C	E	Code No.	Order No.	(Kg) Weight
ECAS-20/ SR-20J/	34	1-7 ER11M	17	6000	45	22	37.5	37.5	134601-000	ST-DA34-57163-ER11M	0.6
SR-20JN/ SR-20RII/	34	1-10 ER16M	22	6000	56	24	37.5	37.5	134602-000	ST-DA34-57155-ER16M	0.7
SR-20RIII	34	1-10 ER16M	22	6000	39	27	37.5	37.5	134603-000	ST-DA34-57150-ER16M	0.5

SHELL END MILLING CUTTERS

Main Tool Post-Rotary Toolholder Slitting Machining 銑削刀座-正面加工鋸片座

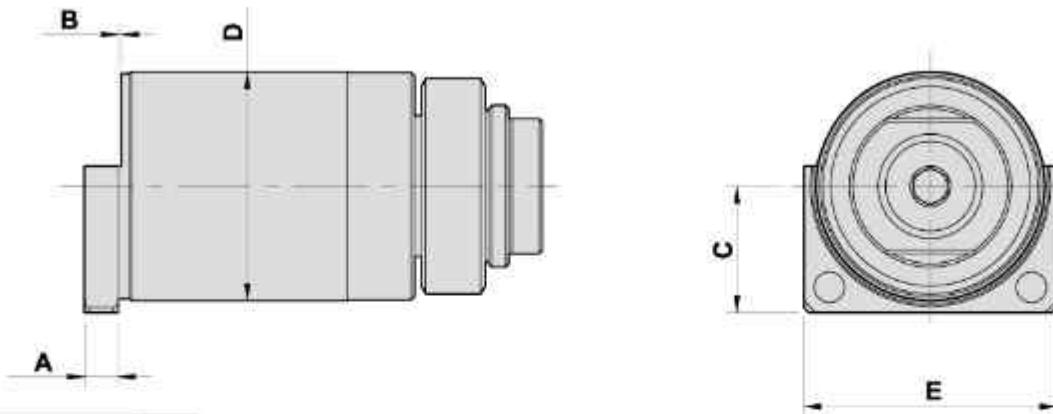


- To be used for collet DIN 6499
- External coolant supply
- Collet is not included

DIMENSIONS

Models	D	X	Maximum R.P.M.	A	B	E	G	M	S	Code No.	Order No.	(Kg) Weight
ECAS20/ SR-20J/SR-20RII	34	12.7	6000	126	70	64.5	5.5	77	27	134606-000	DA34-12.70 CUT	2.6

惰輪軸心

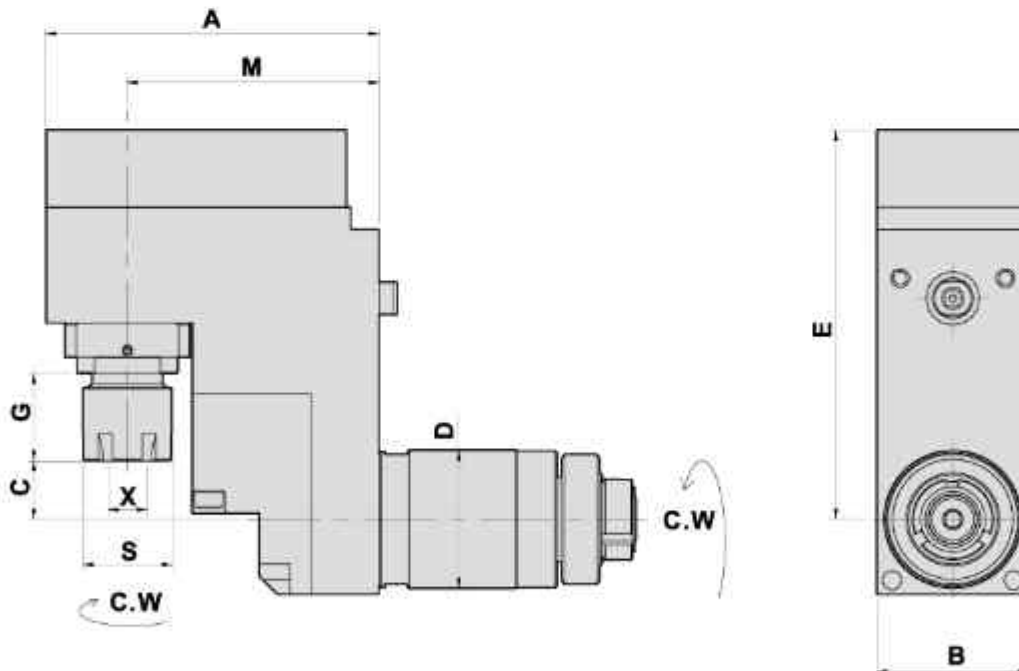


DIMENSIONS

Models	D	A	B	C	E	Code No.	Order No.	(Kg) Weight
SR20R	34	5	0.5	18.75	37.5	134608-000	STAR-DA34-FF	0.5

MILLING AND DRILLING HEAD OFFSET

Main Tool Post-End Surface Machining 鑽銑刀座-正面端銑加工



- To be used for collet DIN 6499
- External coolant supply
- Collet is not included

DIMENSIONS

Models	D	X Capacity	S	Maximum R.P.M.	A	B	C	E	G	M	Code No.	Order No.	(Kg) Weight
ECAS-12/ ECAS-20	34	1-10 ER16M	22	4000	82	37.5	14.5	96	22	62	234601-000	STAR-BR34-16M-62	2.1

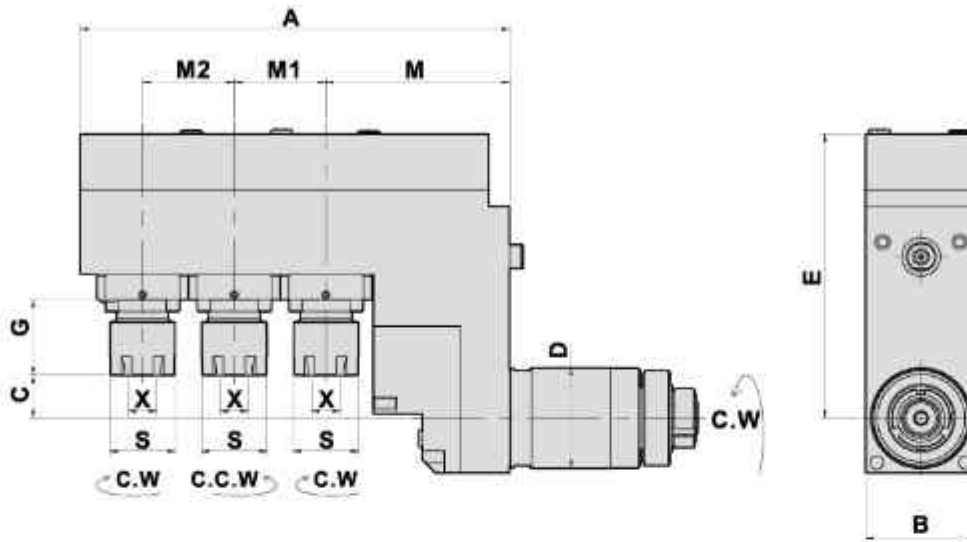
DRILLING AND MILLING HEAD TRIPLE HEADS-OFFSET

Main Tool Post-End Surface Machining

Evermore

TYPE STAR

三頭鑽銑刀座-正面端銑加工



- To be used for collet DIN 6499
- External coolant supply
- Collet is not included

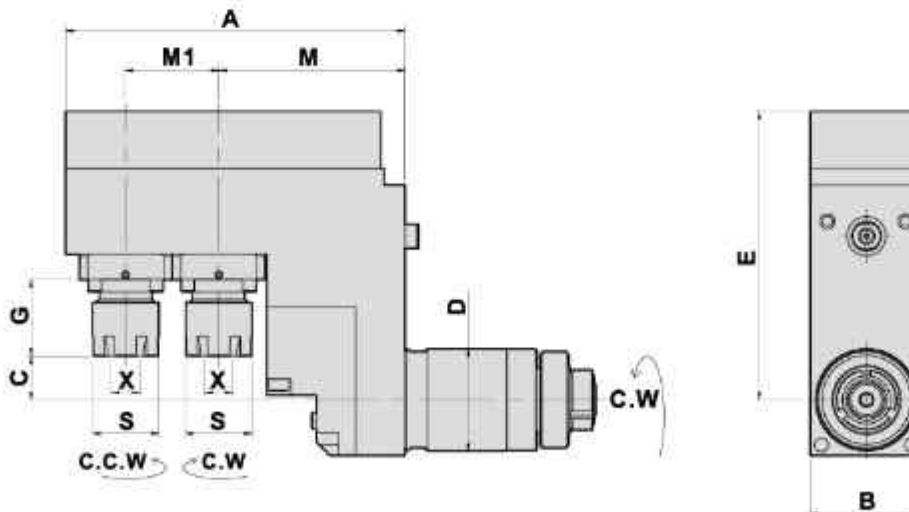
DIMENSIONS

Models	D	X Capacity	S	Maximum R.P.M	A	B	C	E	G	M	M1	M2	Code No.	Order No.	(Kg) Weight
SR-20J/SR-20JN / SR-20RII/SR-20RIII	34	1-10 ER16M	22	4000	145	37.5	14.5	96	25.5	62	31	31	234603-000	STAR-BR34-16M-3C	3.3

DRILLING AND MILLING HEAD DOUBLE HEADS-OFFSET

Main Tool Post-End Surface Machining

雙頭鑽銑刀座-正面端銑加工



- To be used for collet DIN 6499
- External coolant supply
- Collet is not included

DIMENSIONS

Models	D	X Capacity	S	Maximum R.P.M	A	B	C	E	G	M	M1	Code No.	Order No.	(Kg) Weight
SR-20J/SR-20JN / SR-20RII/SR-20RIII	34	1-10 ER16M	22	4000	113	37.5	14.5	96	25.5	62	31	234602-000	STAR-BR34-16M-2C	2.7

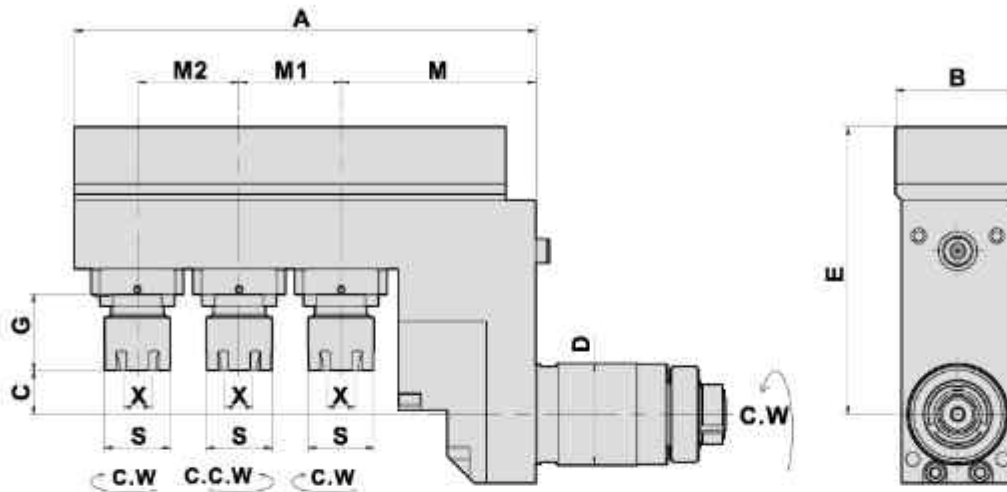
MILLING AND DRILLING HEAD TRIPLE HEADS-OFFSET

Evermore

Main Tool Post-End Surface Machining

TYPE STAR

三頭鑽銑刀座-正面端銑加工



- To be used for collet DIN 6499
- External coolant supply
- Collet is not included

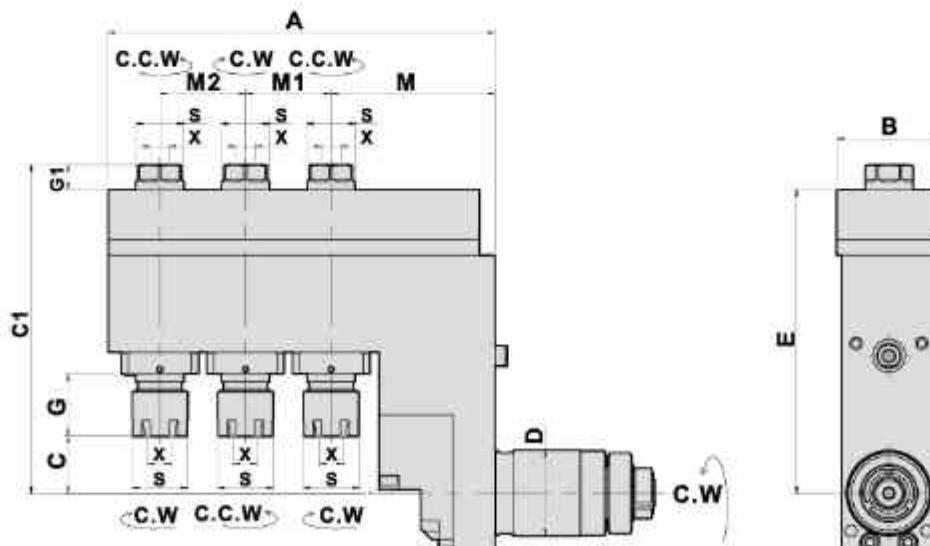
DIMENSIONS

Models	D	X Capacity	S	Maximum R.P.M	A	B	C	E	G	M	M1	M2	Code No.	Order No.	(Kg) Weight
SR-32J	34	1-10 ER16M	22	4000	154	41.5	14.5	96	25.5	65	34	34	234612-000	STAR-BR34-16M-3C-32J	3.4

DRILLING AND MILLING HEAD MULTI HEADS-OFFSET

Main Tool Post/Sub Tool Post-End Surface Machining

多頭鑽銑刀座-正背面端銑加工



- To be used for collet DIN 6499
- External coolant supply
- Collet is not included

DIMENSIONS

Models	D	X Capacity	S	Maximum R.P.M	A	B	C	C1	E	G	G1	M	M1	M2	Code No.	Order No.	(Kg) Weight
SR-32J	34	1st-ER16M	22	4000	153.5	41.5	22.5	130.5	120.5	25	10	65	34	34	234606-000	STAR-BR34-11-16M-6C-32J	4.2
		2nd-ER11	19														

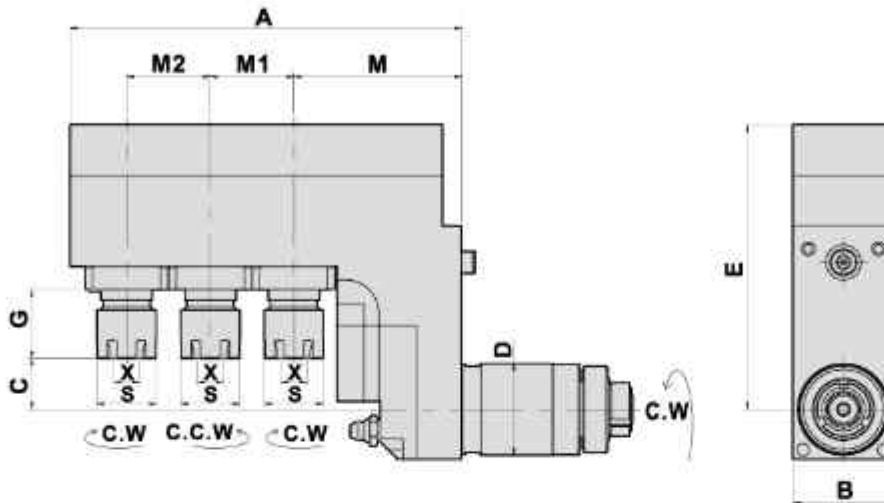
MILLING AND DRILLING HEAD TRIPLE HEADS-OFFSET

Evermore

Main Tool Post-End Surface Machining

TYPE STAR

三頭鑽銑刀座-正面端銑加工



- To be used for collet DIN 6499
- External coolant supply
- Collet is not included

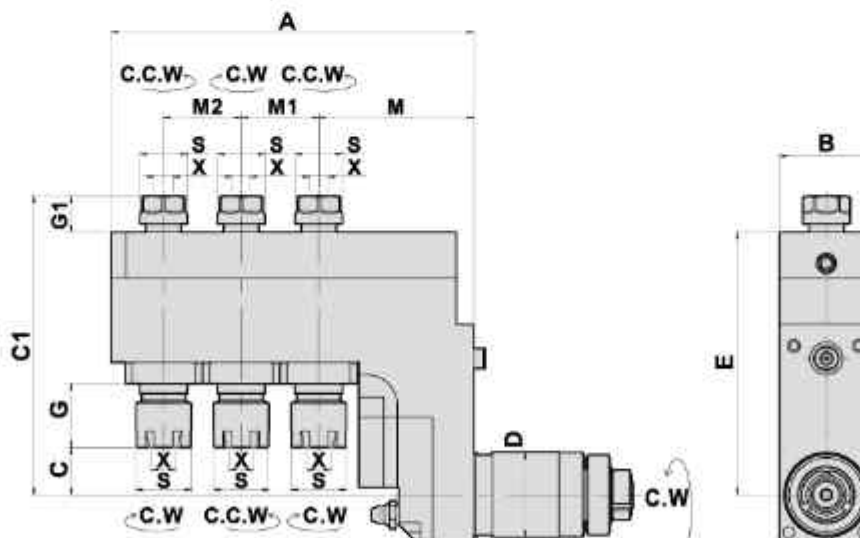
DIMENSIONS

Models	D	X Capacity	S	Maximum R.P.M	A	B	C	E	G	M	M1	M2	Code No.	Order No.	(Kg) Weight
SB20R	34	1-10 ER16M	22	4000	145	37.5	18.9	105.5	25.6	62	31	31	234615-000	STAR-BR34-16M-3C-SB	3.2

DRILLING AND MILLING HEAD DOUBLE HEADS-OFFSET

Main Tool Post/Sub Tool Post-End Surface Machining

多頭鑽銑刀座-正背面端銑加工



- To be used for collet DIN 6499
- External coolant supply
- Collet is not included

DIMENSIONS

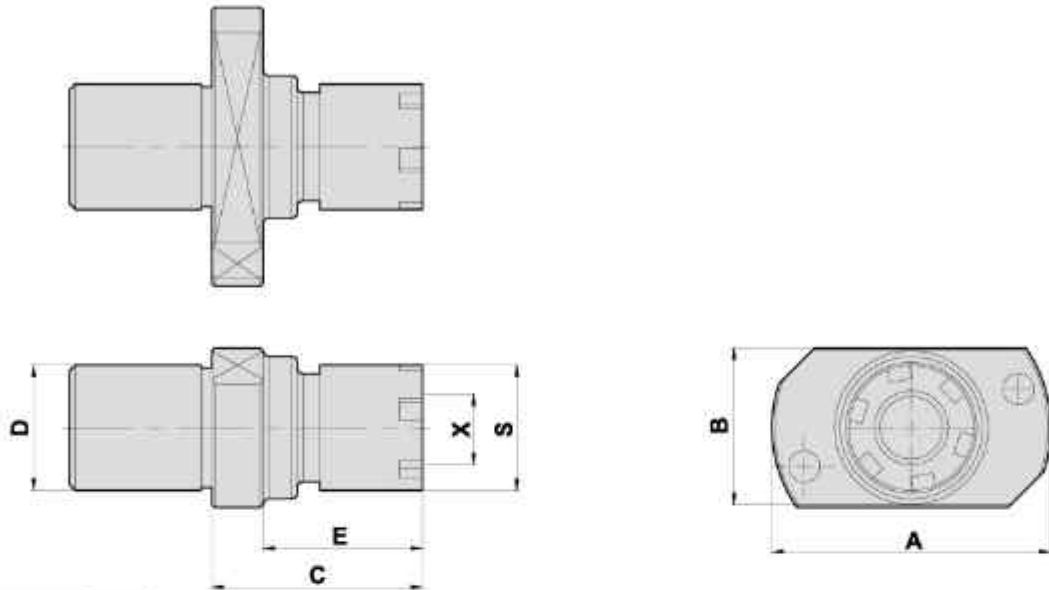
Models	D	X Capacity	S	Maximum R.P.M	A	B	C	C1	E	G	G1	M	M1	M2	Code No.	Order No.	(Kg) Weight
SB20R/ SR-20RII	34	1st-ER16M 2nd-ER11	22 19	4000	145	37.5	18.9	119.4	104.9	25.6	14.5	62	31	31	234613-000	STAR-BR34-11-16M-6C-SB	3.4

ER STATIC TOOL HOLDER

Sub Tool Post-End Surface Machining

TYPE STAR

ER 固定刀座 - 背面鑽孔座



DIMENSIONS

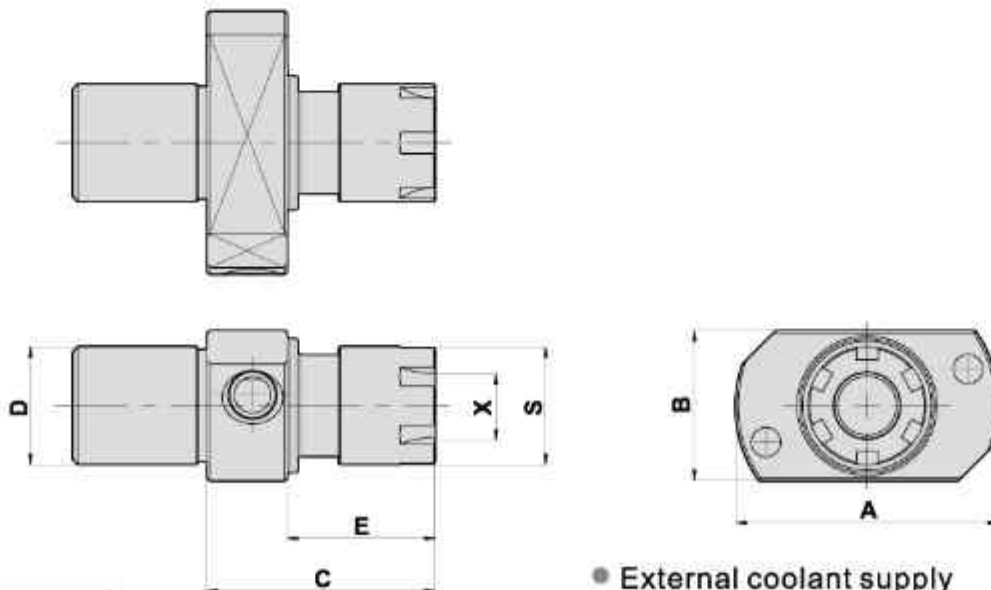
● External coolant supply

D	X Capacity	S	A	B	C	E	Code No.	Order No.	(Kg) Weight
22	1-10 ER16M	22	49	28	40.5	31.5	622011-000	ST-B5172-ER16M	0.2
22	1-13 ER20M	22	49	28	38	29	622017-000	ST-B5172-ER20M	0.3

ER STATIC TOOL HOLDER

Sub Tool Post-End Surface Machining

ER 固定刀座 - 背面鑽孔座



DIMENSIONS

● External coolant supply

● Internal supply

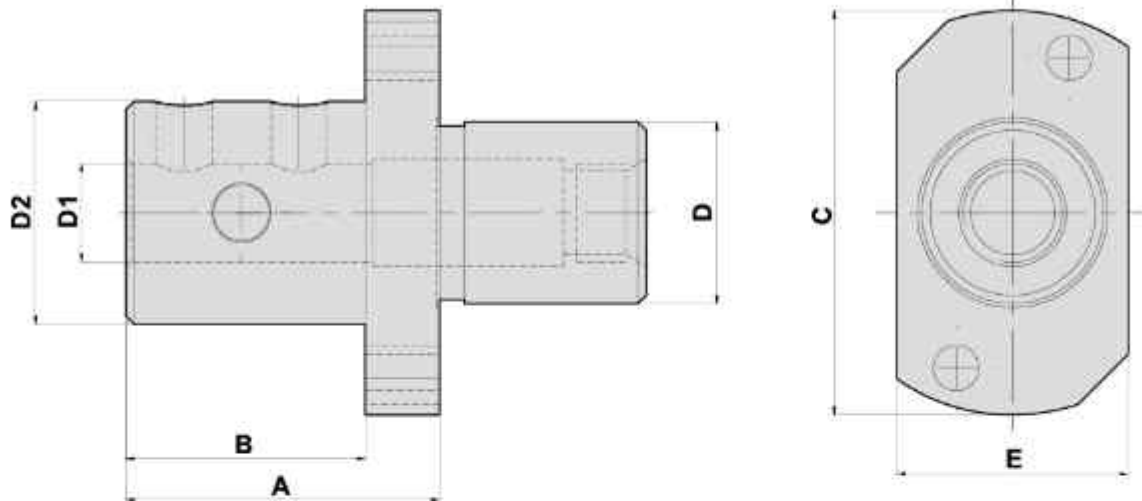
D	X Capacity	S	A	B	C	E	Code No.	Order No.	(Kg) Weight
22	1-10 ER16M	22	49	28	42.5	27.5	622019-000	ST-B5172-ER16M-A	0.2

BORING BAR HOLDER

Sub Tool Post-End Surface Machining

TYPE STAR

內孔刀座 - 背面車刀座



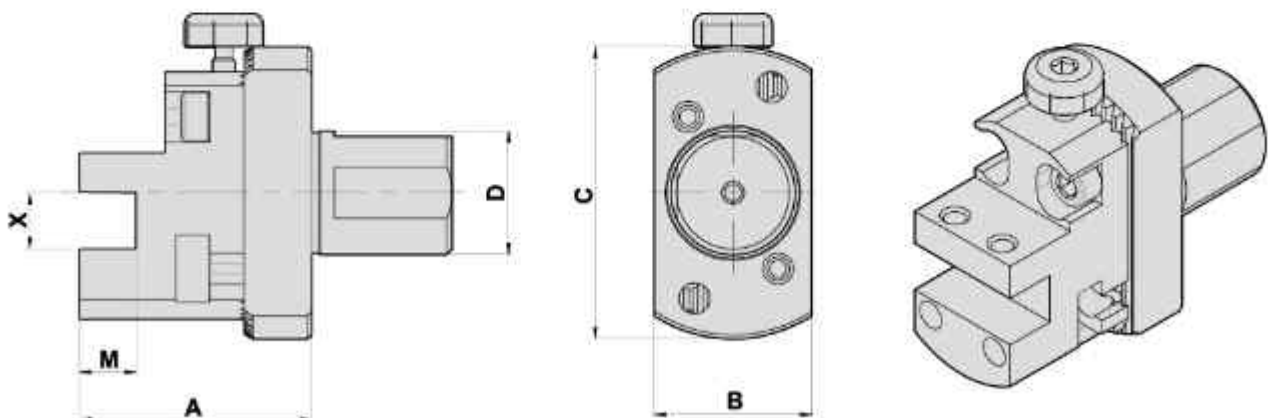
DIMENSIONS

● External coolant supply

D	A	B	C	E	D1	D2	Code No.	Order No.	(Kg) Weight
22	38	29	49	28	3	16	317091-000	ST-B5172-3	0.3
22	38	29	49	28	4	23	314091-000	ST-B5172-4	0.3
22	38	29	49	28	5	20	316091-000	ST-B5172-5	0.3
22	38	29	49	28	6	27	312091-000	ST-B5172-6	0.3
22	38	29	49	28	8	27	301091-000	ST-B5172-8	0.3
22	38	29	49	28	10	27	302091-000	ST-B5172-10	0.3
22	38	29	49	28	12	27	303091-000	ST-B5172-12	0.3
22	38	29	49	28	16	27	304091-000	ST-B5172-16	0.3

TURNING HOLDER

Sub Tool Post-End Surface Machining 外徑刀座 - 背面車刀座



DIMENSIONS

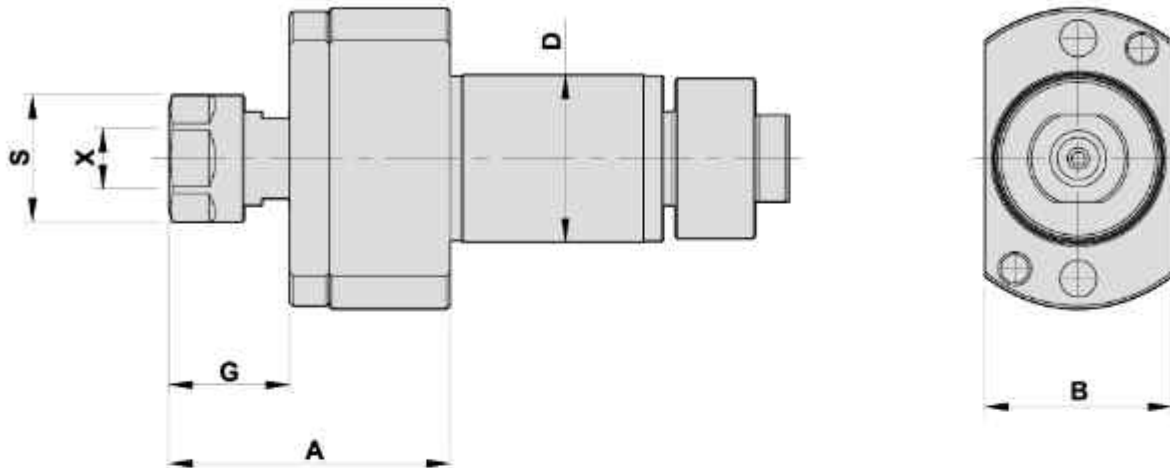
D	X	A	B	C	M	Code No.	Order No.	(Kg) Weight
22	10	41.3	28	52	10	402092-000	STAR-22-C10-SR	0.4

MILLING AND DRILLING HEAD

Sub Tool Post -End Surface Machining

TYPE CITIZEN

鑽銑刀座 背面端面加工



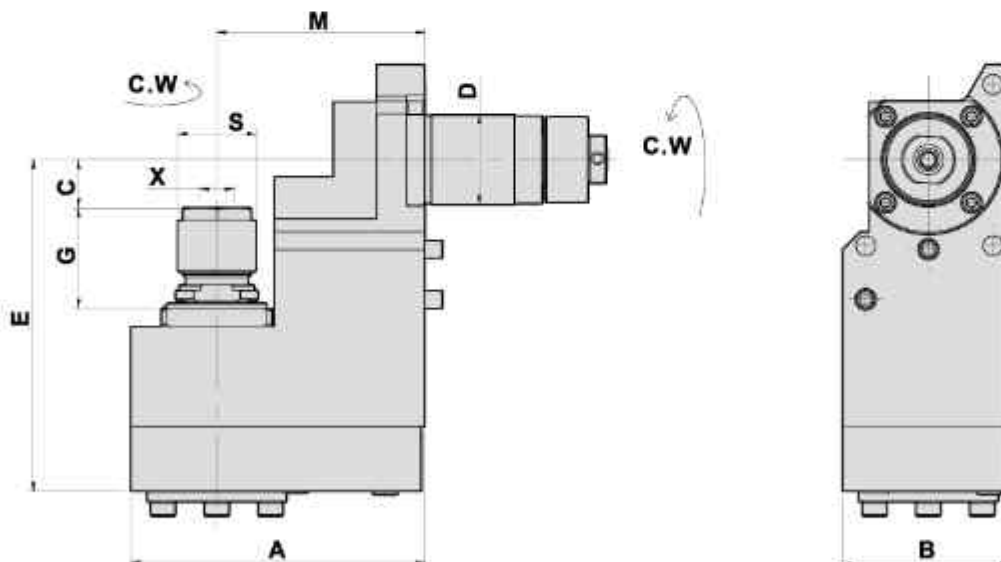
- To be used for collet DIN 6499
- Collet is not included

DIMENSIONS

Models	D	X Capacity	S	Maximum R.P.M.	A	B	G	Code No.	Order No.	(Kg) Weight
L20E/7M9	25	1-7 ER11	19	6000	42	28	18	125603-000	GSE-3307	0.4
L20E/X/XII	25	1-7 ER11	19	6000	77	28	18.5	125607-000	GSE-3407	0.7

MILLING AND DRILLING HEAD OFFSET

Sub Tool Post -Radius Machining 鑽銑刀座 - 背面側面加工



- To be used for collet DIN 6499
- Collet is not included

i=2:1 減速

DIMENSIONS

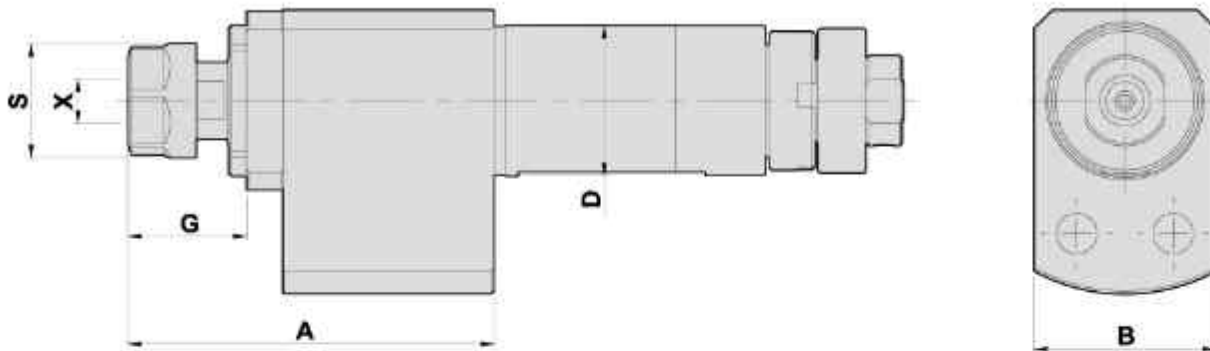
Models	D	X Capacity	S	Maximum R.P.M.	A	B	C	E	G	M	Code No.	Order No.	(Kg) Weight
L20E/7M9	25	1-10 ER16M	22	4000	82	46.5	13	92.5	28	58	225602-000	GSS-1330	2.2

AXIAL MILLING AND DRILLING HEAD

Main Tool Post - Radius Machining

TYPE CITIZEN

鑽銑刀座 - 側面加工



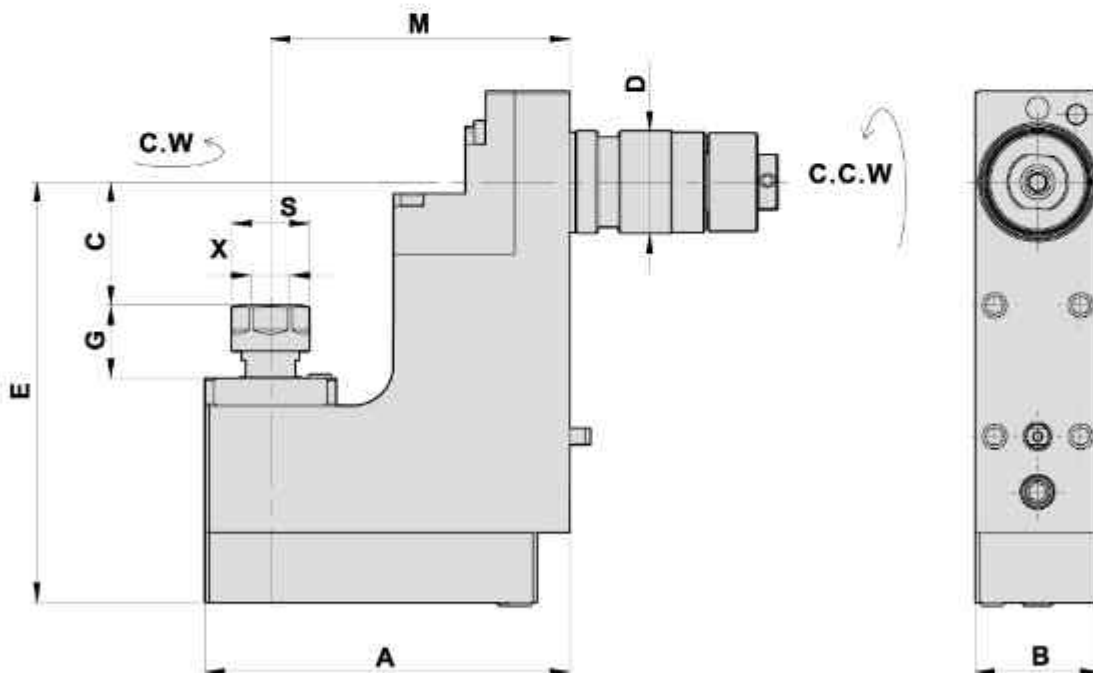
- To be used for collet DIN 6499
- Collet is not included

DIMENSIONS

Models	D	X Capacity	S	Maximum R.P.M.	A	B	G	Code No.	Order No.	(Kg) Weight
L20E	25	1-7 ER11	19	6000	60.7	30	19.7	125602-000	GSC-907	0.5

MILLING AND DRILLING HEAD OFFSET

Sub Tool Post - Radius Machining 鑽銑刀座 - 背面側面加工



- To be used for collet DIN 6499
- Collet is not included

DIMENSIONS

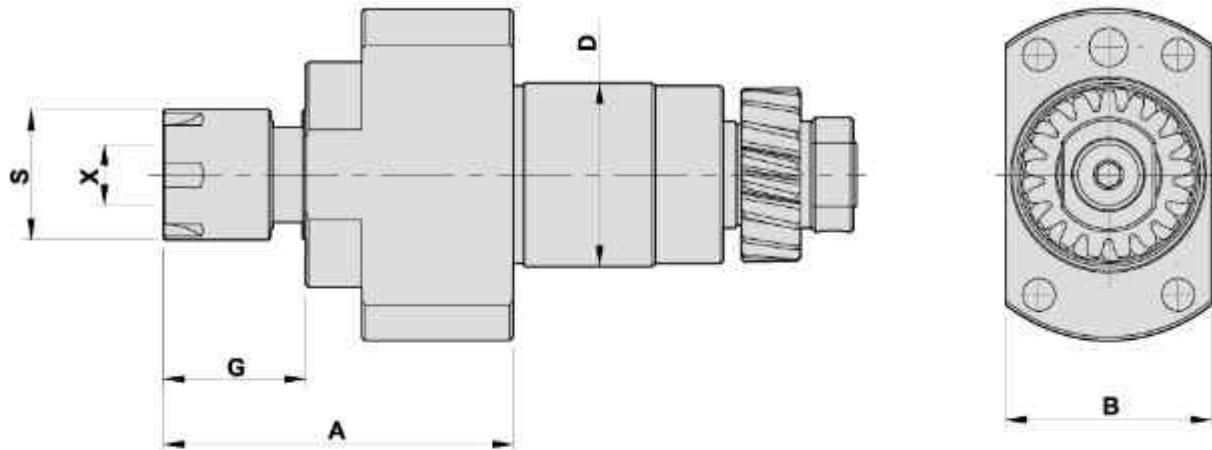
Models	D	X Capacity	S	Maximum R.P.M.	A	B	C	E	G	M	Code No.	Order No.	(Kg) Weight
L20E/L20XII/ L32	25	1-7 ER11	19	4000	89	30.5	30	102	18	73	225606-000	GSC-1507	1.7

MILLING AND DRILLING HEAD

Main Tool Post -Radius Machining

TYPE CITIZEN

鑽銑刀座 - 側面加工



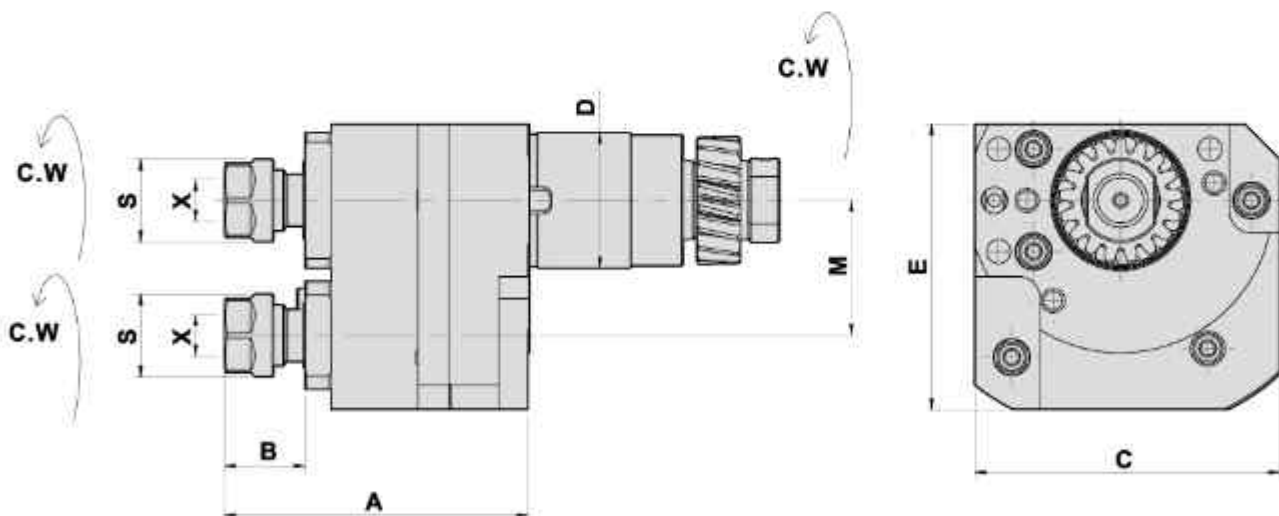
- To be used for collet DIN 6499
- Collet is not included

DIMENSIONS

Models	D	X Capacity	S	Maximum R.P.M.	A	B	G	Code No.	Order No.	(Kg) Weight
L20E(1M)/L20IX/L9	31	1-10 ER16M	22	6000	59	35	24	131701-000	GSC-1210	0.7

MILLING AND DRILLING HEAD DOUBLE HEADS-OFFSET

Main Tool Post -Radius Machining 雙頭鑽銑刀座 - 側面加工



- To be used for collet DIN 6499
- Collet is not included

DIMENSIONS

Models	D	X Capacity	S	Maximum R.P.M.	A	B	C	E	M	Code No.	Order No.	(Kg) Weight
L20E(1M) / 7M9/L20	31	1-7 ER11	19	4000	70	18.5	70	65.5	31	131702-000	GSC-1307	1.6

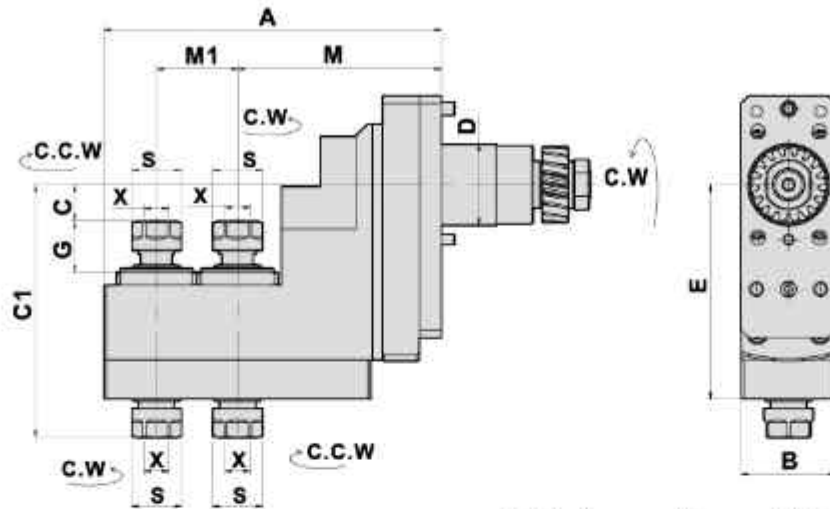
MILLING AND DRILLING HEAD MULTI HEADS-OFFSET

Evermore

Main Tool Post -End Surface Machining

TYPE CITIZEN

多頭鑽銑刀座 - 端面加工



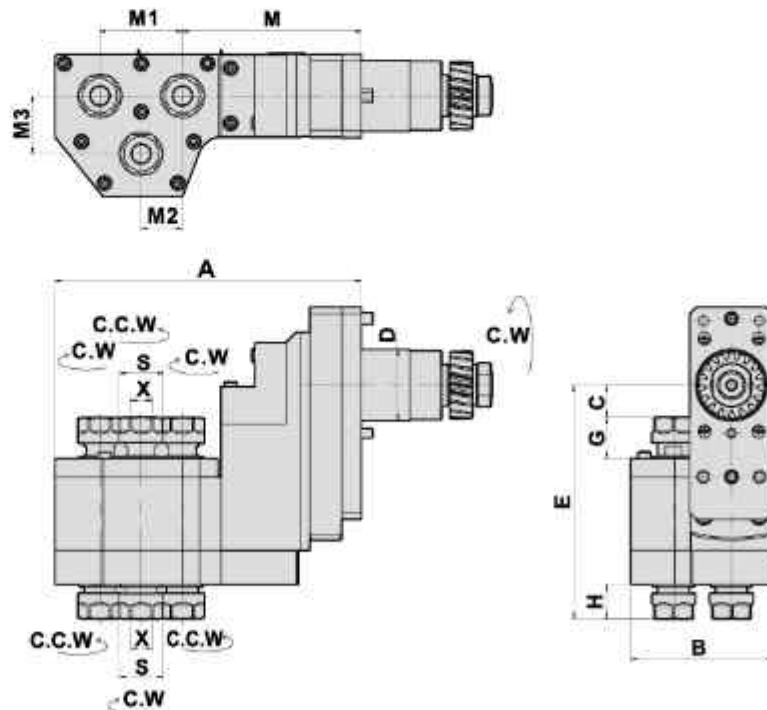
- To be used for collet DIN 6499
- Collet is not included

DIMENSIONS

Models	D	X Capacity	S	Maximum R.P.M	A	B	C	C1	E	G	M	M1	Code No.	Order No.	(Kg) Weight
L20/L20E (1M)/7M9	31	1-7 ER11	19	4000	129	36	14	97	82	19	78	31	231701-000	GSE-3107	2.6

MILLING AND DRILLING HEAD MULTI HEADS-OFFSET

Main Tool Post -End Surface Machining 多頭鑽銑刀座 - 端面加工



- To be used for collet DIN 6499
- Collet is not included

DIMENSIONS

Models	D	X Capacity	S	Maximum R.P.M	A	B	C	E	H	G	M	M1	M2	M3	Code No.	Order No.	(Kg) Weight
L20/L20E (1M)/7M9	31	1-7 ER11	19	4000	134	62	14	102	14.5	18	78	36	18	25.24	231703-000	GSE-3207	3.4

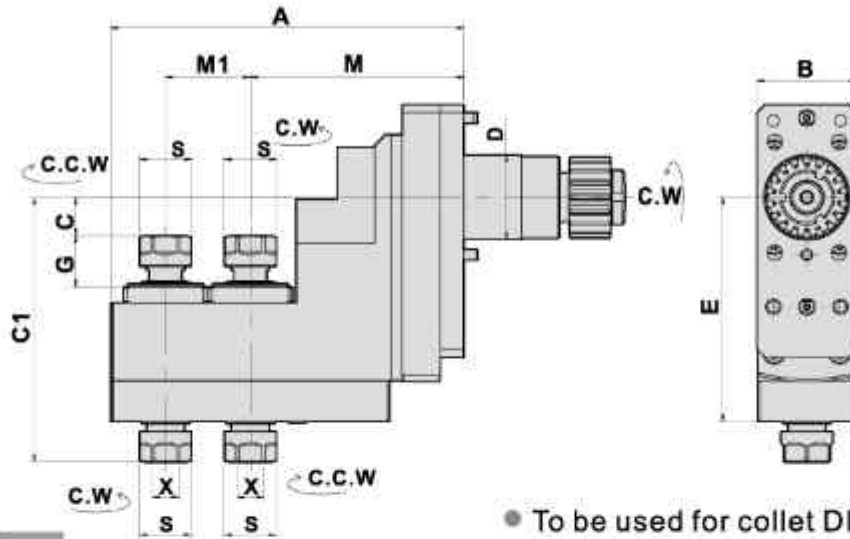
MILLING AND DRILLING HEAD MULTI HEADS-OFFSET

Evermore

Main Tool Post - End Surface Machining

TYPE CITIZEN

多頭鑽銑刀座 - 端面加工



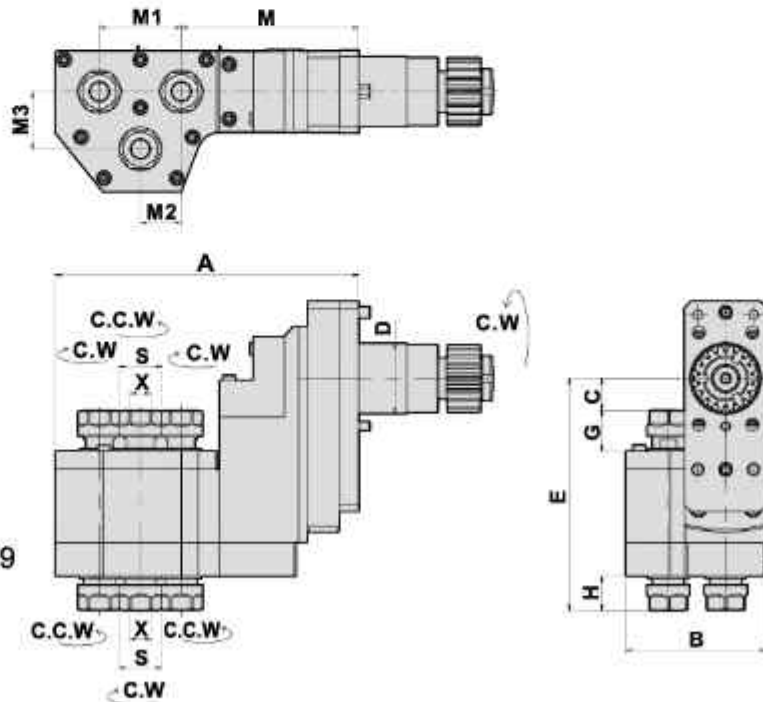
- To be used for collet DIN 6499
- Collet is not included

DIMENSIONS

Models	D	X Capacity	S	Maximum R.P.M	A	B	C	C1	E	G	M	M1	Code No.	Order No.	(Kg) Weight
L20E (2M) /L32	31	1-7 ER11	19	4000	129	36	14	97	82	19	78	31	231618-000	GSE-3707	2.6

MILLING AND DRILLING HEAD MULTI HEADS-OFFSET

Main Tool Post - End Surface Machining 多頭鑽銑刀座 - 端面加工



- To be used for collet DIN 6499
- Collet is not included

DIMENSIONS

Models	D	X Capacity	S	Maximum R.P.M	A	B	C	E	H	G	M	M1	M2	M3	Code No.	Order No.	(Kg) Weight
L20E (2M) /L32	31	1-7 ER11	19	4000	134	62	14	102	14.5	18	78	36	18	25.24	231619-000	GSE-3807	3.4

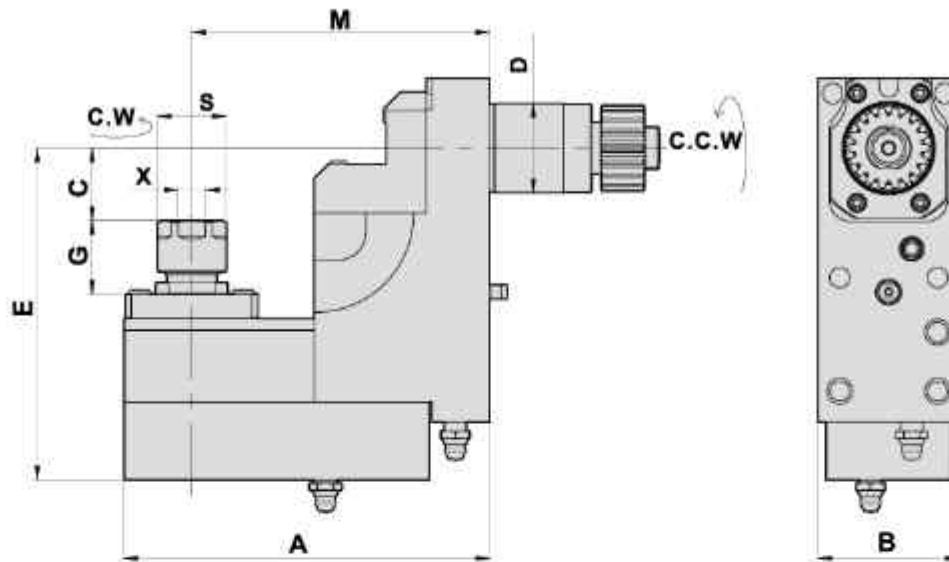
MILLING AND DRILLING HEAD OFFSET

Main Tool Post -End Surface Machining

Evermore

TYPE CITIZEN

鑽銑刀座 - 端面加工



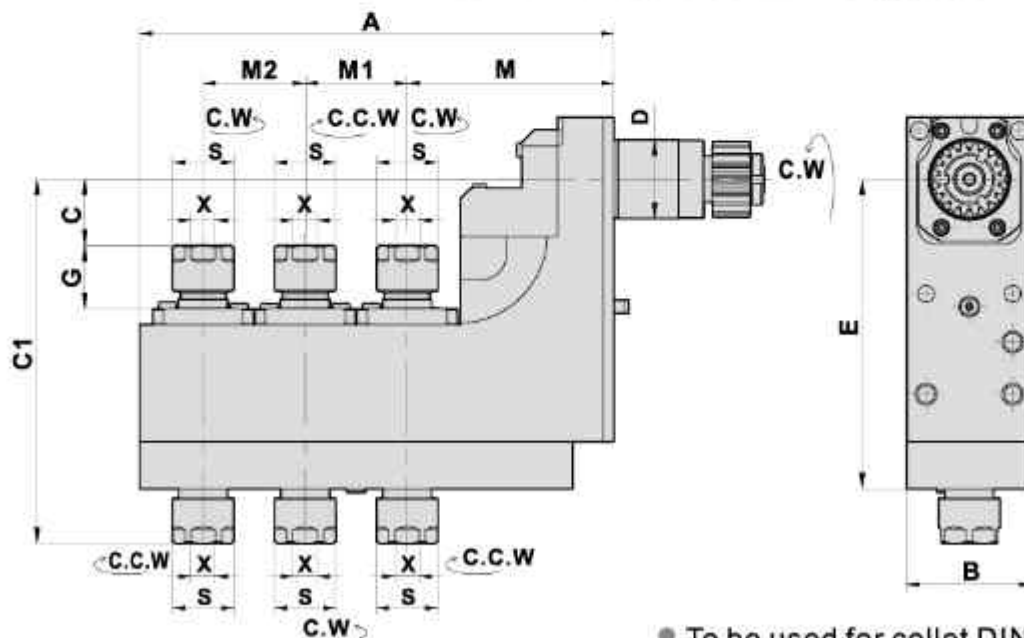
DIMENSIONS

- To be used for collet DIN 6499
- Collet is not included

Models	D	X Capacity	S	Maximum R.P.M.	A	B	C	E	G	M	Code No.	Order No.	(Kg) Weight
L20E(2M) /L32	31	1-10 ER16	24	4000	127	49	25.1	115.2	25.6	103.5	231620-000	GSE-1910	2.5

MILLING AND DRILLING HEAD MULTI HEADS-OFFSET

Main Tool Post -End Surface Machining 多頭鑽銑刀座 - 端面加工



DIMENSIONS

- To be used for collet DIN 6499
- Collet is not included

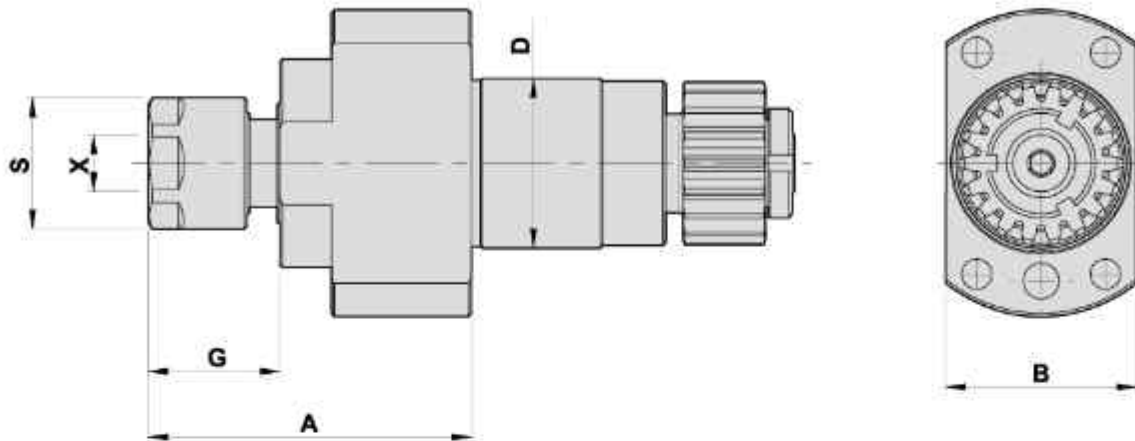
Models	D	X Capacity	S	Maximum R.P.M.	A	B	C	C1	E	G	M	M1/M2	Code No.	Order No.	(Kg) Weight
L20E (2M) /L32	31	1-10 ER16	24	4000	186	49	26	143	122.5	24.8	81	40	231628-000	GSE-1810	6

MILLING AND DRILLING HEAD

Main Tool Post - Radius Machining

TYPE CITIZEN

鑽銑刀座 - 側面加工



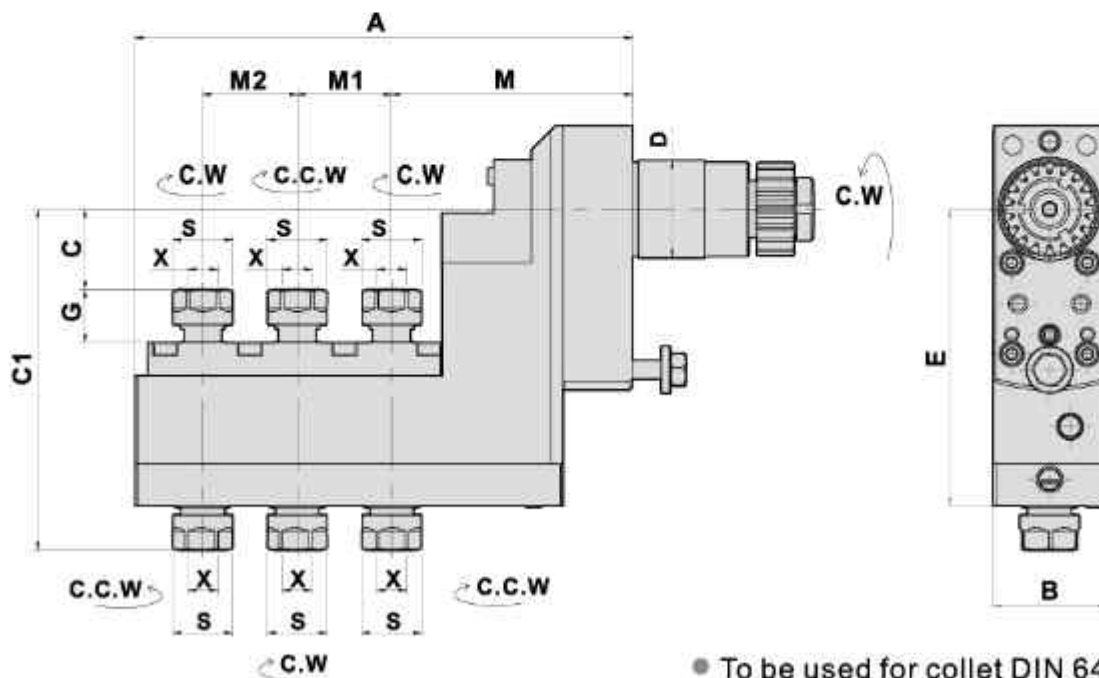
- To be used for collet DIN 6499
- Collet is not included

DIMENSIONS

Models	D	X Capacity	S	Maximum R.P.M.	A	B	G	Code No.	Order No.	(Kg) Weight
L20E(2M) / L32/A20	31	1-10 ER16M	24	6000	59	35	24	131606-000	GSC-1310	0.7

MILLING AND DRILLING HEAD MULTI HEADS-OFFSET

Main Tool Post - End Surface Machining 多頭鑽銑刀座 - 端面加工



- To be used for collet DIN 6499
- Collet is not included

DIMENSIONS

Models	D	X Capacity	S	Maximum R.P.M.	A	B	C	C1	E	G	M	M1/M2	Code No.	Order No.	(Kg) Weight
L20E (2M) /L32/A20	31	1-7 ER11	19	4000	158	36	25.5	108.3	94.2	17	76.5	30	231616-000	BSE-707	3

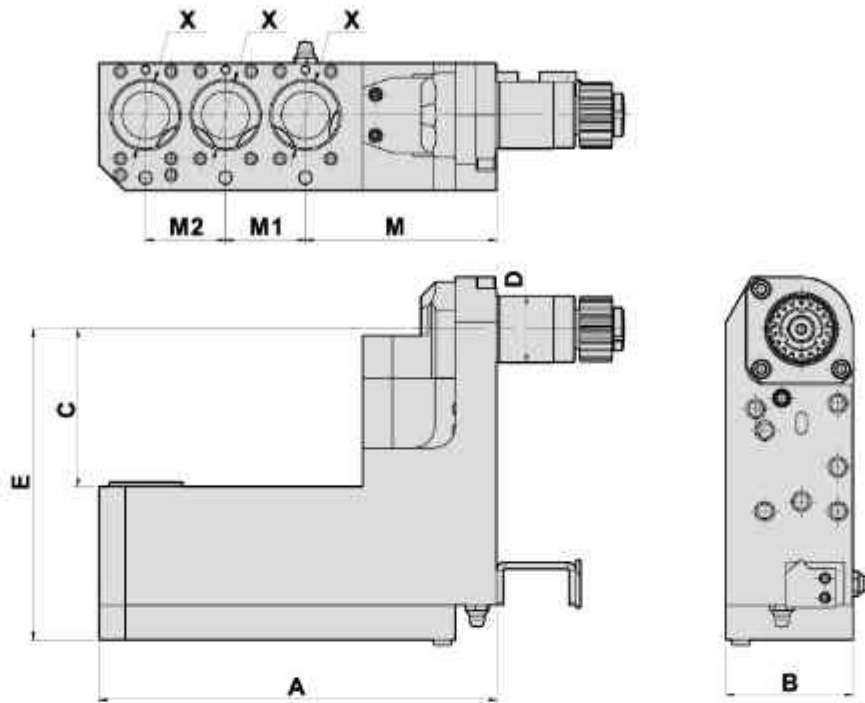
MILLING AND DRILLING HEAD MULTI HEADS-OFFSET

Evermore

Main Tool Post - Radius Machining
Main Tool Post - End Surface Machining

TYPE CITIZEN

多頭鑽銑刀座 - 端面\側面加工



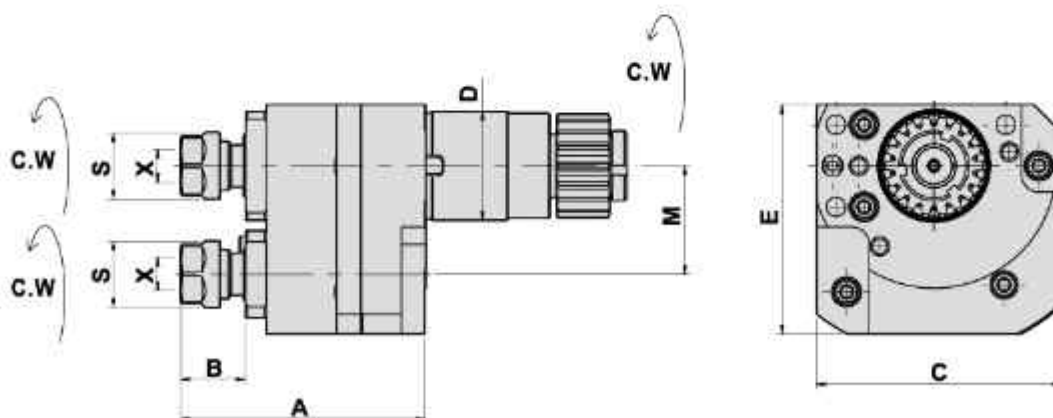
- To be used for collet DIN 6499
- Collet is not included

DIMENSIONS

Models	D	X Capacity	Maximum R.P.M	A	B	C	E	M	M1/M2	Code No.	Order No.	(Kg) Weight
L20E (2M) /L32	31	31	4000	184	59	73	144	88.5	37	231623-000	GSE-3210	6.5

MILLING AND DRILLING HEAD DOUBLE HEADS-OFFSET

Main Tool Post - Radius Machining 雙頭鑽銑刀座 - 側面加工



- To be used for collet DIN 6499
- Collet is not included

DIMENSIONS

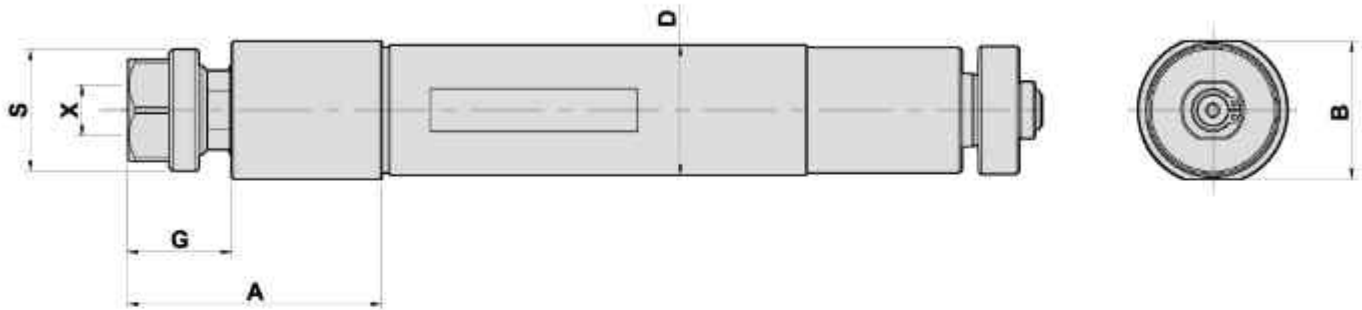
Models	D	X Capacity	S	Maximum R.P.M	A	B	C	E	M	Code No.	Order No.	(Kg) Weight
L20E (2M) /L32	31	1-7 ER11	19	4000	70	18.5	70	65.5	31	131609-000	GSC-1607	1.6

MILLING AND DRILLING HEAD

Main Tool Post -Radius Machining

TYPE CITIZEN

鑽銑刀座 - 側面加工



- To be used for collet DIN 6499
- Collet is not included

DIMENSIONS

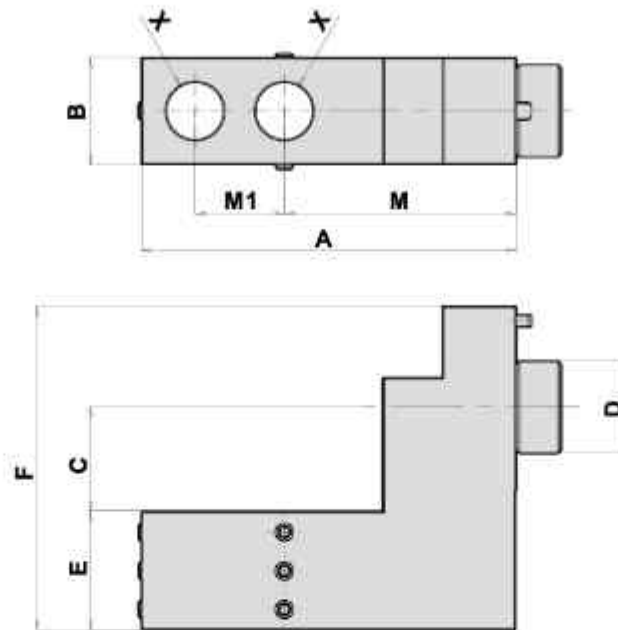
Models	D	X Capacity	S	Maximum R.P.M.	A	B	G	Code No.	Order No.	(Kg) Weight
L20E(1M)	32	1-10 ER16	30	6000	62	34	25	132603-000	GSC-1010	1.2

DOUBLE BORING BAR HOLDER

Main Tool Post - End Surface Machining

TYPE CITIZEN

雙內孔刀座 - 端面加工



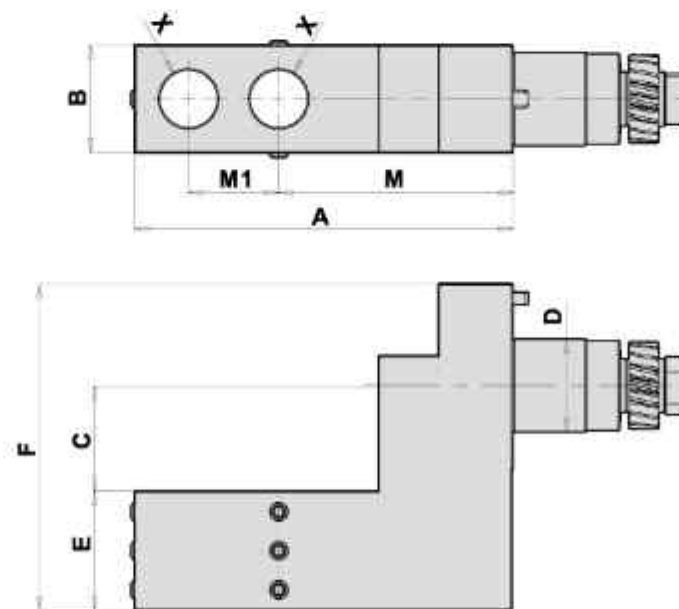
DIMENSIONS

Models	D	X	A	B	C	E	F	M	M1	Code No.	Order No.	(Kg) Weight
L20E/7M9	31	0.75"(Inch)	126	36	35	40	109	78	30	3E1108-000	GDF-508-B19.05x2	2.2

DOUBLE BORING BAR HOLDER

Main Tool Post - End Surface Machining

雙內孔刀座 - 端面加工



DIMENSIONS

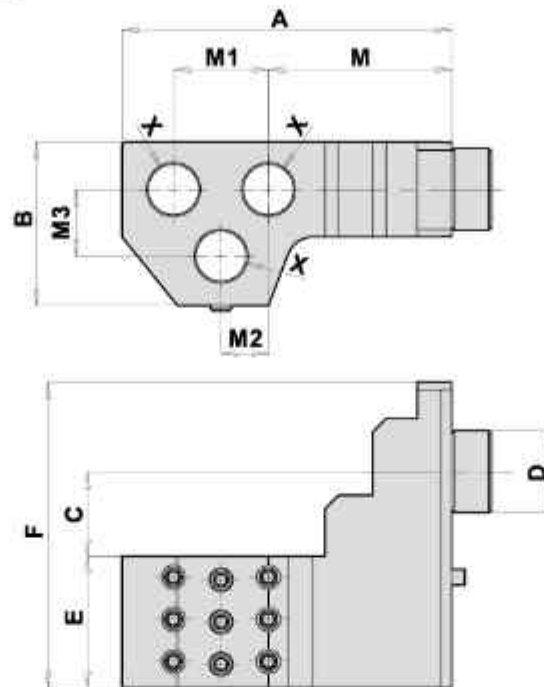
Models	D	X	A	B	C	E	F	M	M1	Code No.	Order No.	(Kg) Weight
L20E/7M9	31	0.75"(inch)	126	36	35	40	109	78	30	3E1110-000	GDF-509-B19.05x2	2.3

TRIPLE BORING BAR HOLDER

Main Tool Post - End Surface Machining

TYPE CITIZEN

三内孔刀座 - 端面加工

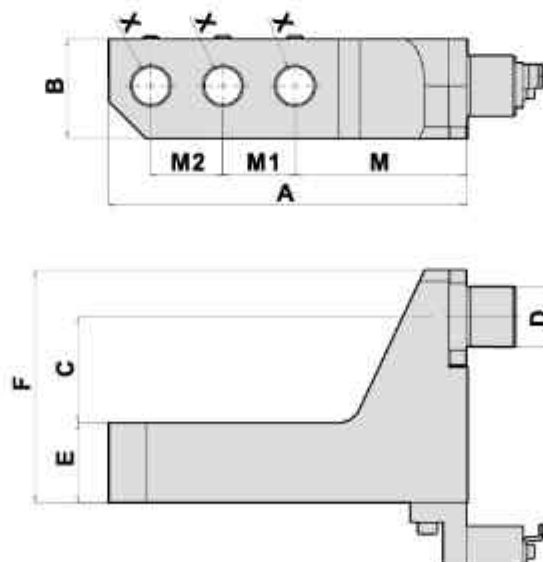


DIMENSIONS

Models	D	X	A	B	C	E	F	M	M1	M2	M3	Code No.	Order No.	(Kg) Weight
L20E/7M9	31	0.75"(inch)	125	62	32	50	116	69.5	36	18	25.24	3E1109-000	GDF-3207	2.7

TRIPLE BORING BAR HOLDER

Main Tool Post - End Surface Machining 三内孔刀座 - 端面加工



DIMENSIONS

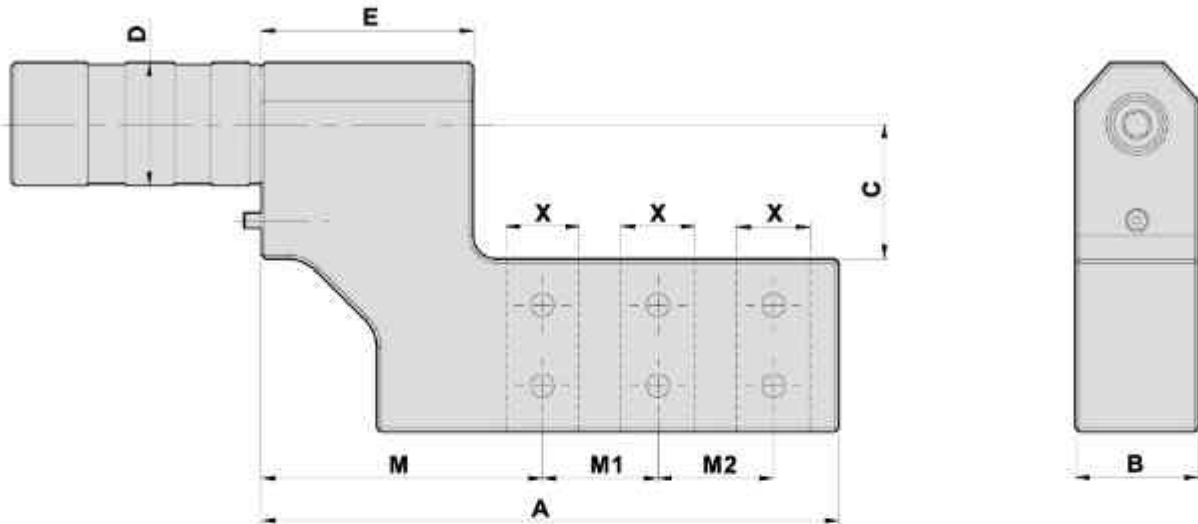
Models	D	X	A	B	C	E	F	M	M1/M2	Code No.	Order No.	(Kg) Weight
L20E(2M) /L32	31	0.75"(inch)	184	51	54.5	41	119.5	88.5	37	3E1119-000	GDF-3210	4.4

TRIPLE BORING BAR HOLDER

Main Tool Post - End Surface Machining

TYPE CITIZEN

三内孔刀座 - 端面加工

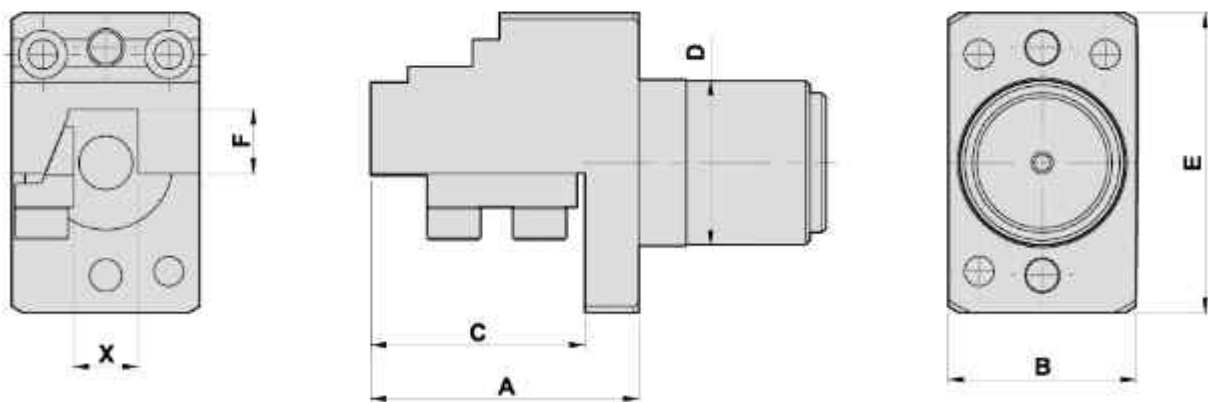


DIMENSIONS

Models	D	X	A	B	C	E	M	M1	M2	Code No.	Order No.	(Kg) Weight
L20E/7M9	32	0.75"(inch)	150	32	35	55	73	30	30	3E1107-000	GDF-703-19.05x3	2.3

TURNING HOLDER

外徑刀座



DIMENSIONS

● External coolant supply

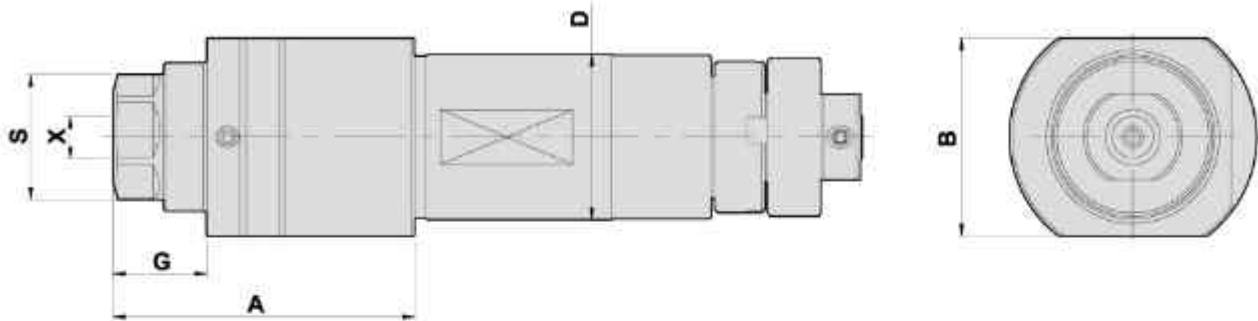
Models	D	X	A	B	C	E	F	Code No.	Order No.	(Kg) Weight
L20E(2M) /L32	25	12	50	35	40	56	12	403102-000	GTF6312	0.5

MILLING AND DRILLING HEAD

Main Tool Post - End Surface Machining

TYPE CITIZEN

鑽銑刀座 - 端面加工



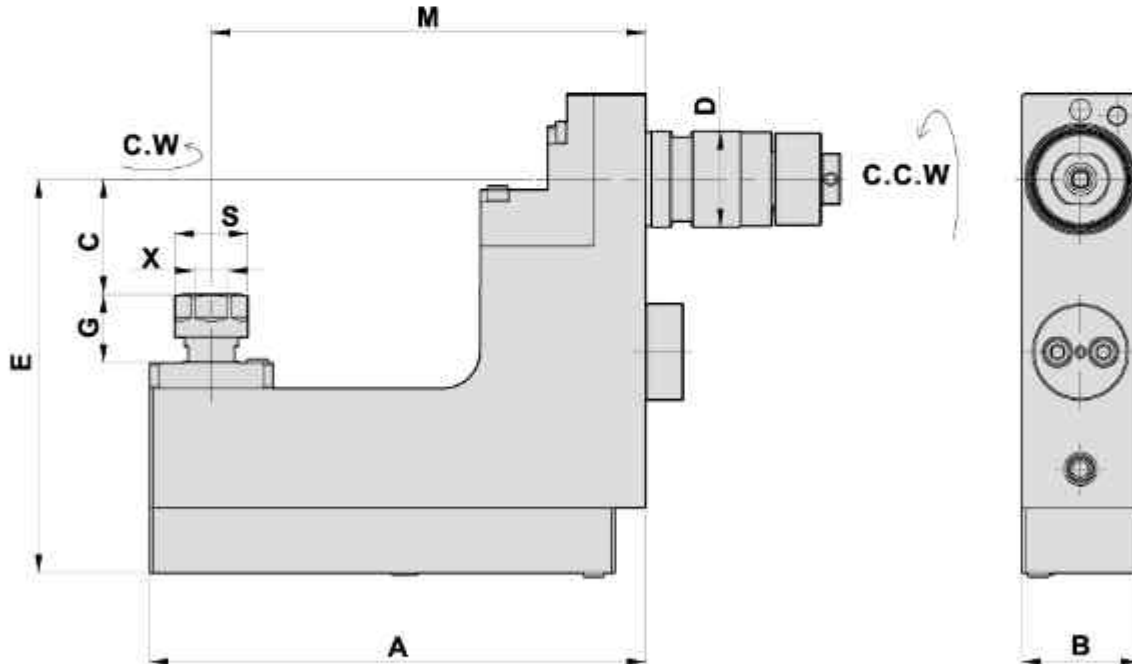
- To be used for collet DIN 6499
- Collet is not included

DIMENSIONS

Models	D	X Capacity	S	Maximum R.P.M.	A	B	G	Code No.	Order No.	(Kg) Weight
L20	25	1-7 ER11	19	6000	45.5	30	14	125601-000	GSE-307	0.5

MILLING AND DRILLING HEAD OFFSET

Main Tool Post - Radius Machining 鑽銑刀座 - 正面側面加工



- To be used for collet DIN 6499
- Collet is not included

DIMENSIONS

Models	D	X Capacity	S	Maximum R.P.M.	A	B	C	E	G	M	Code No.	Order No.	(Kg) Weight
L20XII	25	1-7 ER11	19	4000	129	30.5	30	102.5	17.8	113	225607-000	GSC-1407	2.2

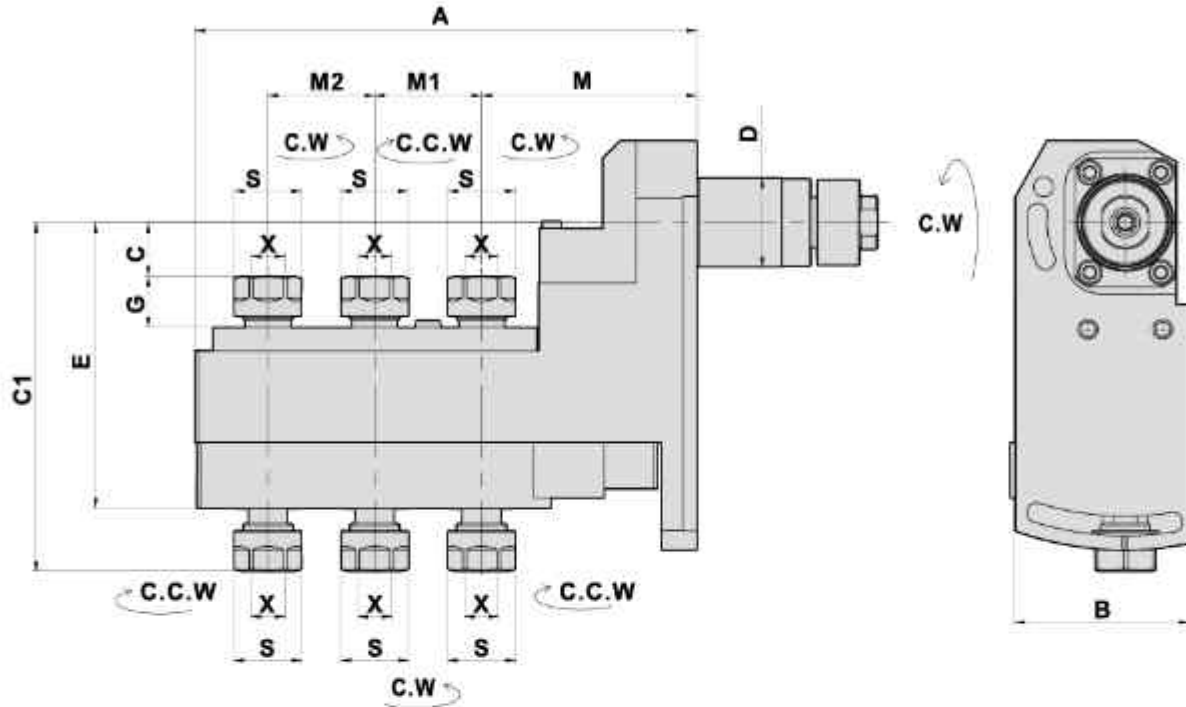
MILLING AND DRILLING HEAD MULTI HEADS-OFFSET

Evermore

Main Tool Post - End Surface Machining

TYPE CITIZEN

多頭鑽銑刀座 - 端面加工



- To be used for collet DIN 6499
- Collet is not included

DIMENSIONS

Models	D	X Capacity	S	Maximum R.P.M	A	B	C	C1	E	G	M	M1/M2	Code No.	Order No.	(Kg) Weight
L20	25	1-7 ER11	19	4000	141	49	15.1	97.9	80.3	14.4	60.5	30	225604-000	GSE-3607	2.9

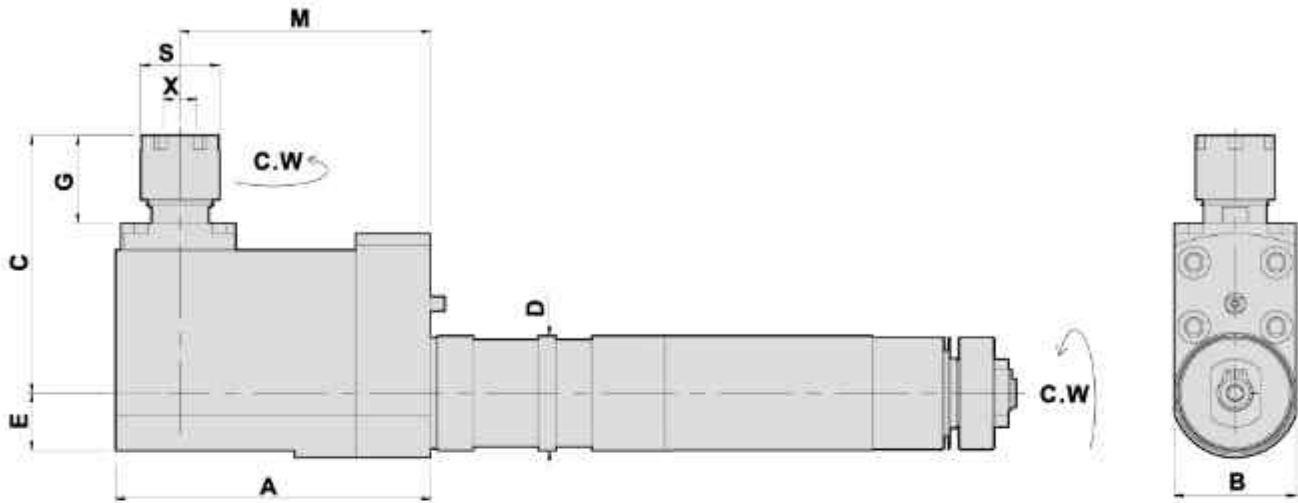
MILLING AND DRILLING HEAD OFFSET

Sub Tool Post - End Surface Machining

Evermore

TYPE CITIZEN

鑽銑刀座 - 背面端面加工



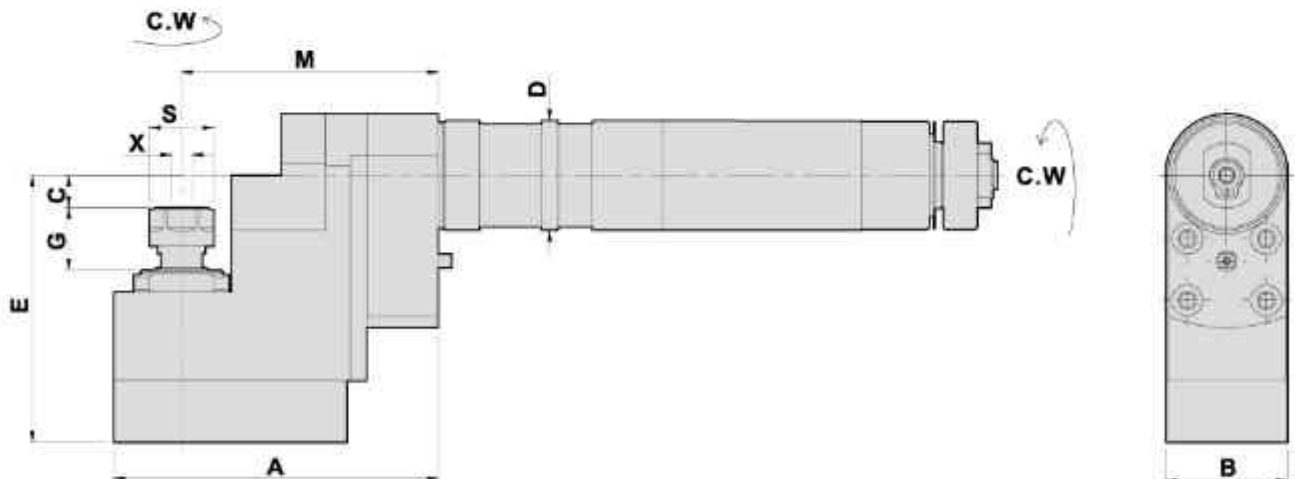
DIMENSIONS

- To be used for collet DIN 6499
- Collet is not included

Models	D	X Capacity	S	Maximum R.P.M.	A	B	C	E	G	M	Code No.	Order No.	(Kg) Weight
L20	32	1-10 ER16M	22	4000	88	35	74.5	16	27	70	232605-000	GSE-107	2

MILLING AND DRILLING HEAD OFFSET

Main Tool Post - End Surface Machining 鑽銑刀座- 端面加工



DIMENSIONS

- To be used for collet DIN 6499
- Collet is not included

Models	D	X Capacity	S	Maximum R.P.M.	A	B	C	E	G	M	Code No.	Order No.	(Kg) Weight
L20	32	1-7 ER11	19	4000	95	35.5	9.5	78	20	75	232604-000	GSE-607	2.3

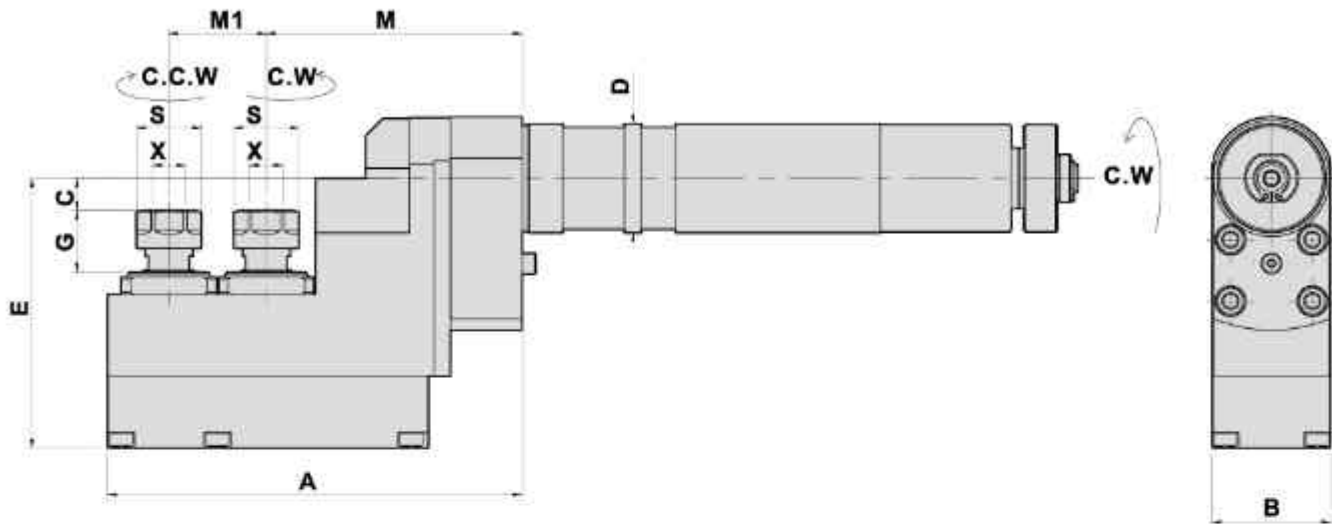
MILLING AND DRILLING HEAD DOUBLE HEADS-OFFSET

Evermore

Main Tool Post - End Surface Machining

TYPE CITIZEN

雙頭鑽銑刀座 - 端面加工



- To be used for collet DIN 6499
- Collet is not included

DIMENSIONS

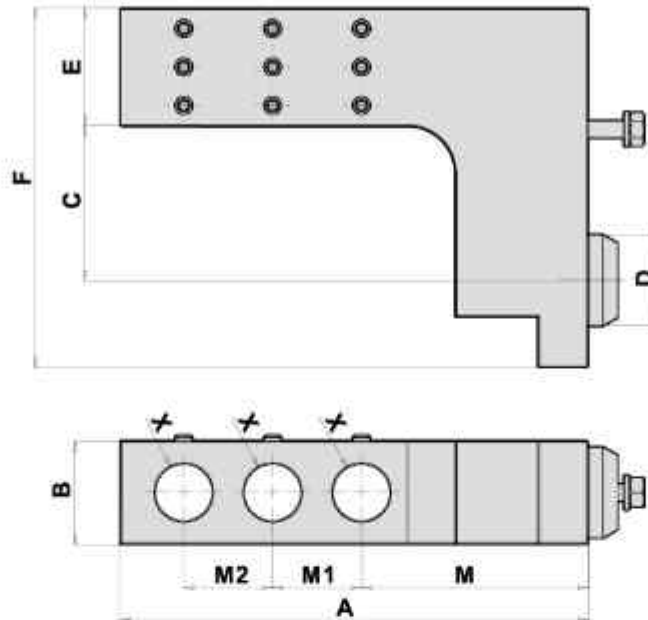
Models	D	X Capacity	S	Maximum R.P.M.	A	B	C	E	G	M	M1	Code No.	Order No.	(Kg) Weight
L20	32	1-7 ER11	19	4000	122	35	9.4	79	18	75	28.6	232607-000	GSE-1072	2.7

TRIPLE BORING BAR HOLDER

Main Tool Post - End Surface Machining

TYPE CITIZEN

三内孔刀座 - 端面加工

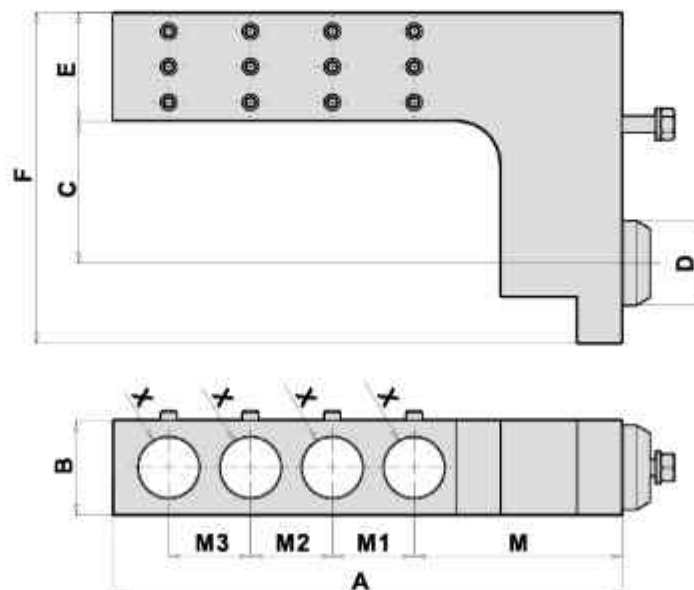


DIMENSIONS

Models	D	X	A	B	C	E	F	M	M1/M2	Code No.	Order No.	(Kg) Weight
L20/32	31	0.75"(inch)	158	35	52	40	121.5	76.5	30	3E1118-000	GDF-1207-B19.05x3	2.4

BORING BAR HOLDER

Main Tool Post - End Surface Machining 内孔刀座 - 端面加工



DIMENSIONS

Models	D	X	A	B	C	E	F	M	M1/M2/M3	Code No.	Order No.	(Kg) Weight
L20/32	31	22	187	35	52	40	121.5	76.5	30	322101-000	GDF-1207-B22x4	2.5

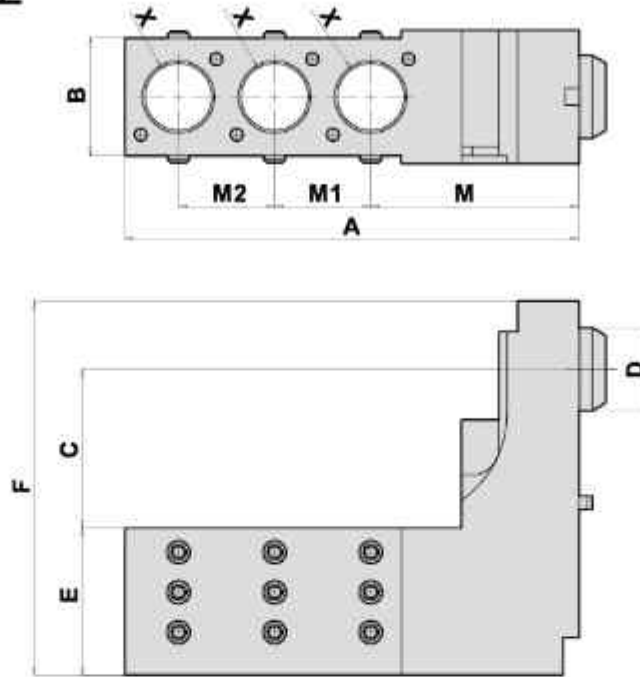
TRIPLE BORING BAR HOLDER

Main Tool Post - End Surface Machining

Evermore

TYPE CITIZEN

三内孔刀座 - 端面加工

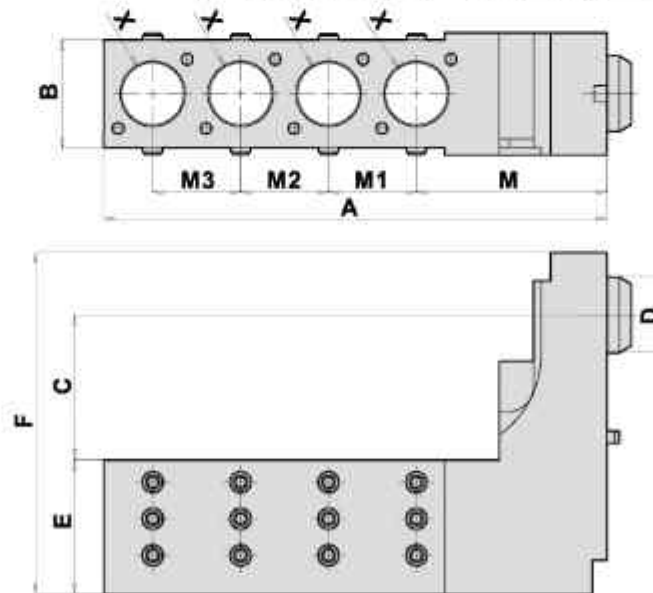


DIMENSIONS

Models	D	X	A	B	C	E	F	M	M1/M2	Code No.	Order No.	(Kg) Weight
L20/32	31	25	170	44	59.5	55	140	78	36	306105-000	GDF-1601-B25x3	4
L20/32	31	1"(inch)	170	44	59.5	55	140	78	36	3F1111-000	GDF-1601-B25.4x3	4

BORING BAR HOLDER

Main Tool Post - End Surface Machining 内孔刀座 - 端面加工



DIMENSIONS

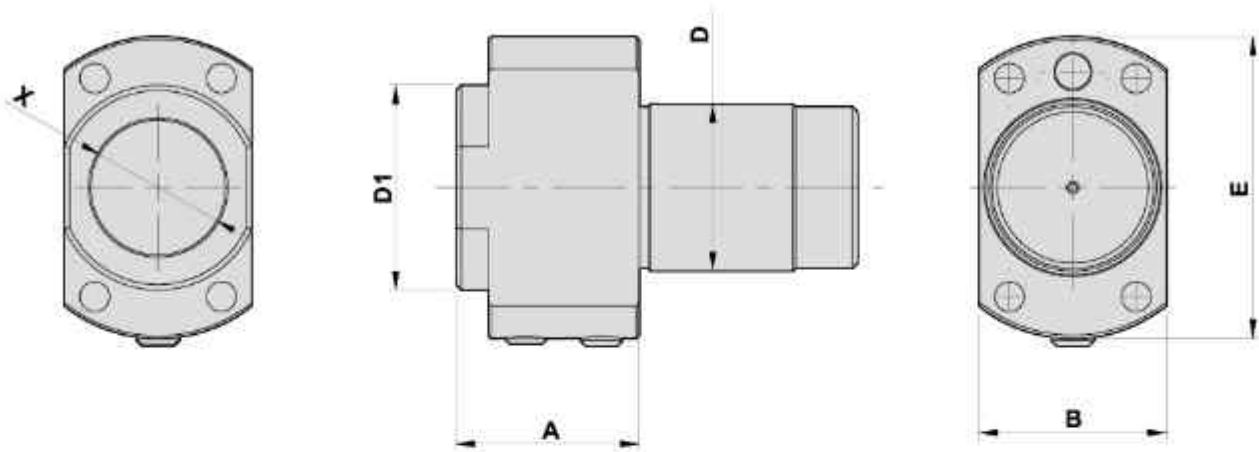
Models	D	X	A	B	C	E	F	M	M1/M2/M3	Code No.	Order No.	(Kg) Weight
L20/32	31	1"(inch)	206	44	59.5	55	140	78	36	3F1112-000	GDF-1601-B25.4x4	4.4

BORING BAR HOLDER

Evermore

TYPE CITIZEN

内孔刀座



- External coolant supply
- Internal coolant supply

DIMENSIONS

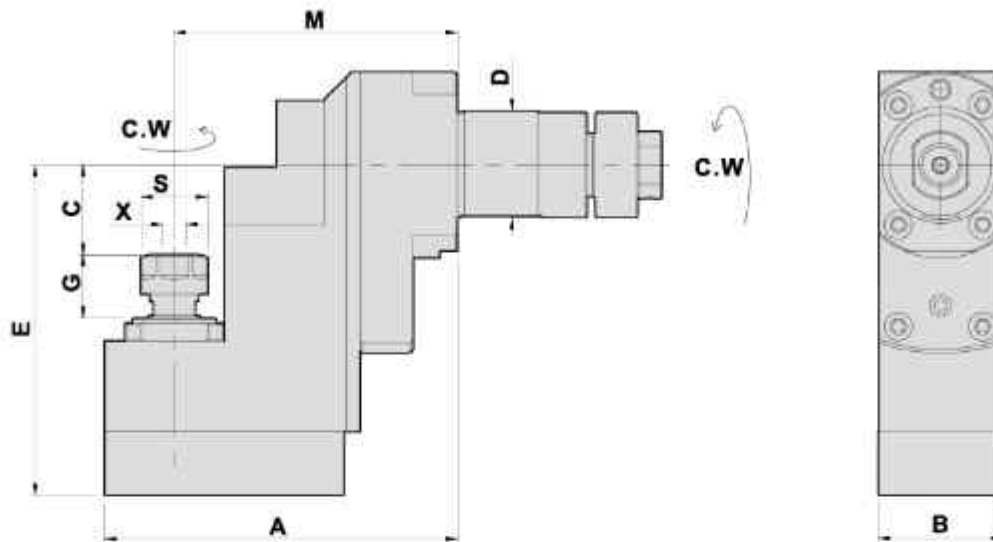
Models	D	X Capacity	A	B	D	D1	E	Code No.	Order No.	(Kg) Weight
L20/L32/A32	31	25	34	34.8	31	38	56	306104-000	SAU-825-B25	0.4
L20/L32/A32	31	1"(inch)	34	34.8	31	38	56	3F1107-000	L20-SAU-825-B25.4	0.4

MILLING AND DRILLING HEAD OFFSET

Main Tool Post - End Surface Machining

TYPE CITIZEN

鑽銑刀座 - 端面加工



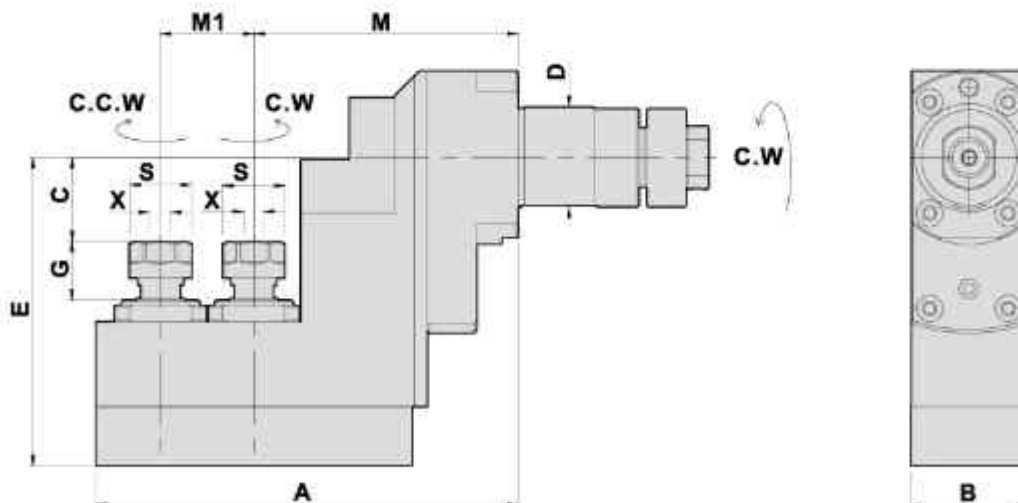
- To be used for collet DIN 6499
- Collet is not included

DIMENSIONS

Models	D	X Capacity	S	Maximum R.P.M.	A	B	C	E	G	M	Code No.	Order No.	(Kg) Weight
A20/2F7	31	1-7 ER11	19	5000	100	35.5	25.5	94	19.5	80.6	231611-000	BSE-107	2.3

MILLING AND DRILLING HEAD DOUBLE HEADS-OFFSET

Main Tool Post - End Surface Machining 雙頭鑽銑刀座 - 端面加工



- To be used for collet DIN 6499
- Collet is not included

DIMENSIONS

Models	D	X Capacity	S	Maximum R.P.M.	A	B	C	E	G	M	M1	Code No.	Order No.	(Kg) Weight
A20/2F7	31	1-7 ER11	19	4000	129	35.5	25.5	94	19.5	80.6	28.5	231612-000	BSE-207	2.6

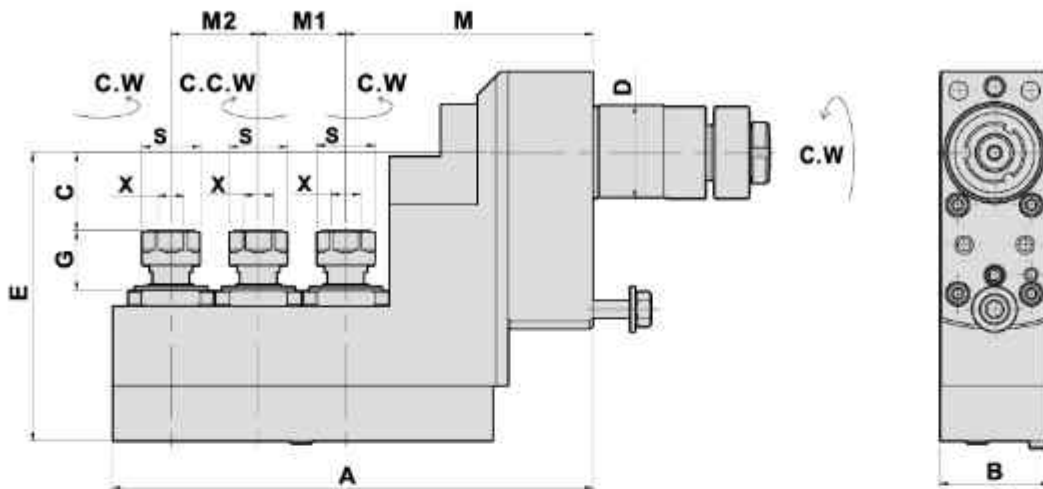
MILLING AND DRILLING HEAD TRIPLE HEADS-OFFSET

Evermore

Main Tool Post - End Surface Machining

TYPE CITIZEN

三頭鑽銑刀座 - 端面加工



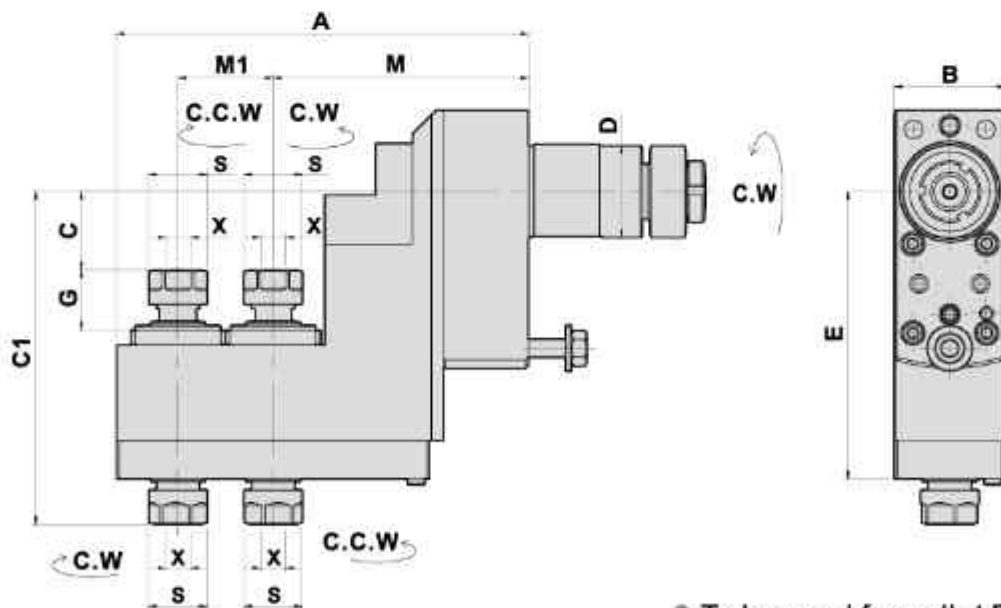
DIMENSIONS

- To be used for collet DIN 6499
- Collet is not included

Models	D	X Capacity	S	Maximum R.P.M	A	B	C	E	G	M	M1	M2	Code No.	Order No.	(Kg) Weight
A20/2F7	31	1-7 ER11	19	4000	157	35.5	25.5	94	19.5	80.6	28.5	28.5	231613-000	BSE-307	3

MILLING AND DRILLING HEAD MULTI HEADS-OFFSET

Main Tool Post - End Surface Machining 多頭鑽銑刀座 - 端面加工



DIMENSIONS

- To be used for collet DIN 6499
- Collet is not included

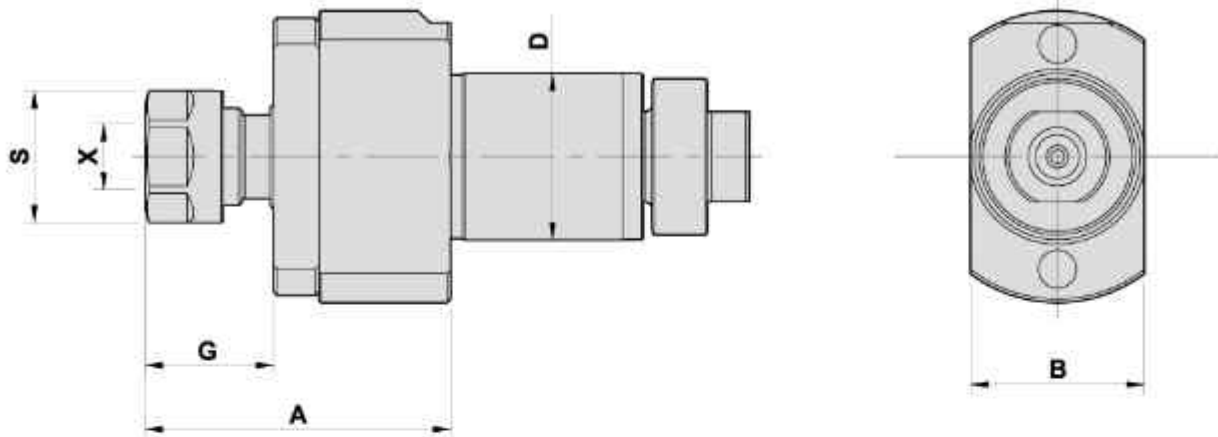
Models	D	X Capacity	S	Maximum R.P.M	A	B	C	C1	E	G	M	M1	Code No.	Order No.	(Kg) Weight
A20/2F7	31	1-7 ER11	19	4000	134	36	25.5	108	93.5	18.8	83.1	31	231614-000	BSE-407	2.7

MILLING AND DRILLING HEAD

Sub Tool Post - End Surface Machining

TYPE CITIZEN

鑽銑刀座 - 背面端面加工



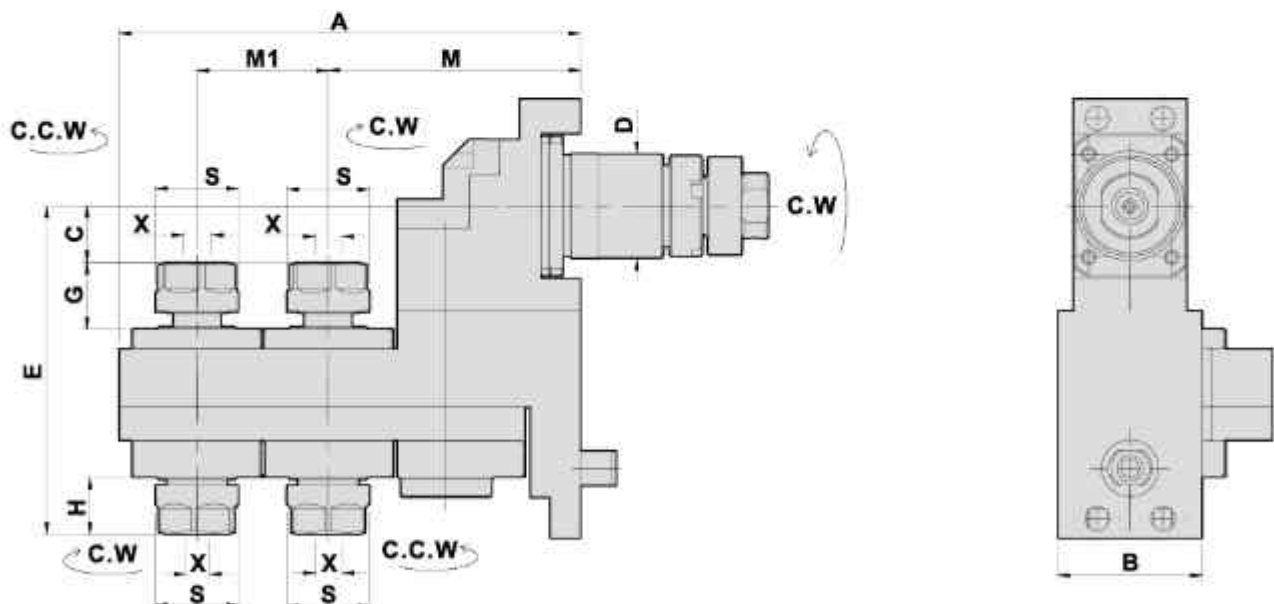
DIMENSIONS

- To be used for collet DIN 6499
- Collet is not included

Models	D	X Capacity	S	Maximum R.P.M.	A	B	G	Code No.	Order No.	(Kg) Weight
K12/16E	24	1-7 ER11	19	4000	44	25	18.5	124602-000	GSC-807	0.3

MILLING AND DRILLING HEAD MULTI HEADS-OFFSET

Main Tool Post - End Surface Machining 多頭鑽銑刀座 - 端面加工



DIMENSIONS

- To be used for collet DIN 6499
- Collet is not included

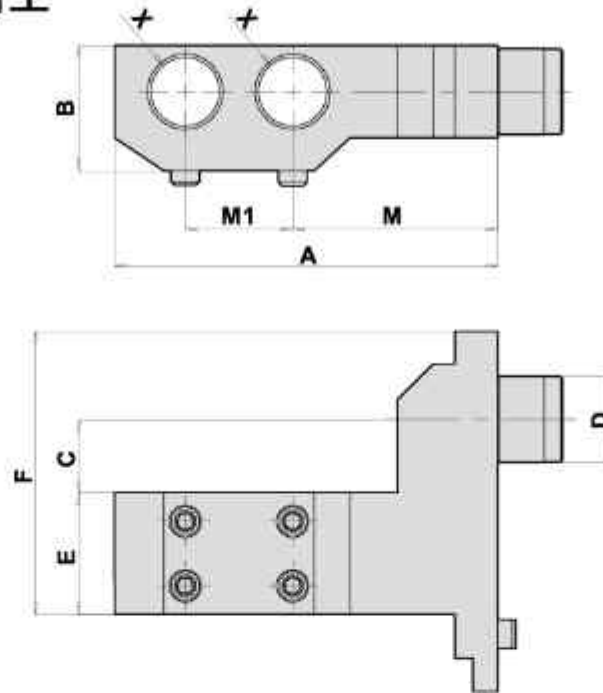
Models	D	X Capacity	S	Maximum R.P.M.	A	B	C	E	G	H	M	M1	Code No.	Order No.	(Kg) Weight
K12/16E	24	1-7 ER11	19	4000	104	33	13	75	15	13	57.7	30	224601-000	GSE-2007	1.3

DOUBLE BORING BAR HOLDER

Main Tool Post - End Surface Machining

TYPE CITIZEN

雙內孔刀座 - 端面加工



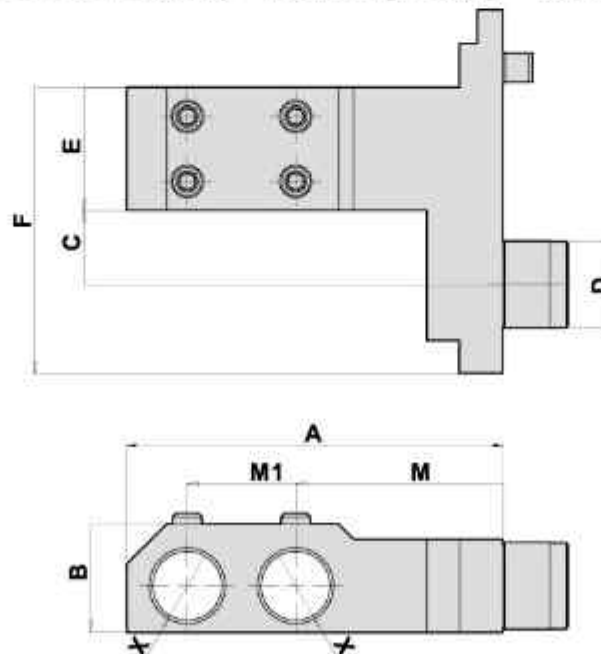
DIMENSIONS

Models	D	X	A	B	C	E	F	M	M1	Code No.	Order No.	(Kg) Weight
K12/16E	24	0.75"(inch)	107	35	20.5	34	79	57.3	30	3E1111-000	BDF-103-B19.05x2	1.2
K12/16E	24	20	107	35	20.5	34	79	57.3	30	305101-000	BDF-103-B20x2	1.2

DOUBLE BORING BAR HOLDER

Main Tool Post - End Surface Machining

雙內孔刀座 - 端面加工



DIMENSIONS

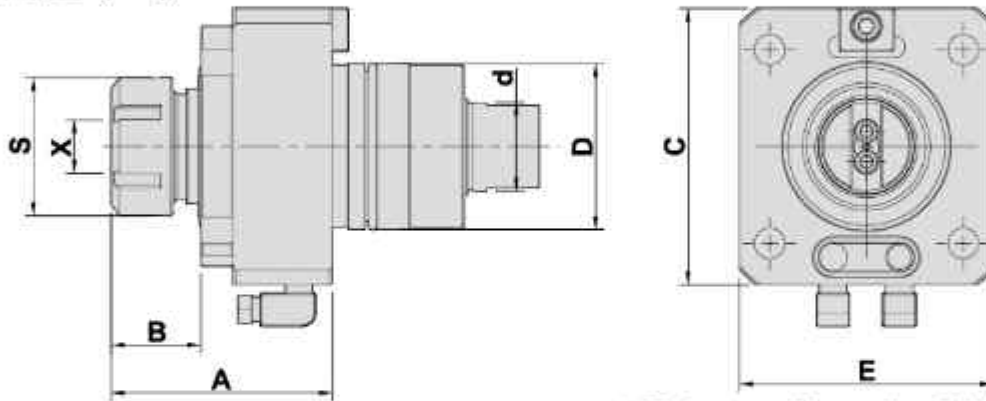
Models	D	X	A	B	C	E	F	M	M1	Code No.	Order No.	(Kg) Weight
K12/16E	24	0.75"(inch)	104	30	20.5	34	79	57.3	30	3E1112-000	BDF-103-T3	1

AXIAL MILLING AND DRILLING HEAD

Evermore

TYPE TAKISAWA

軸向鑽銑刀座 (0°)



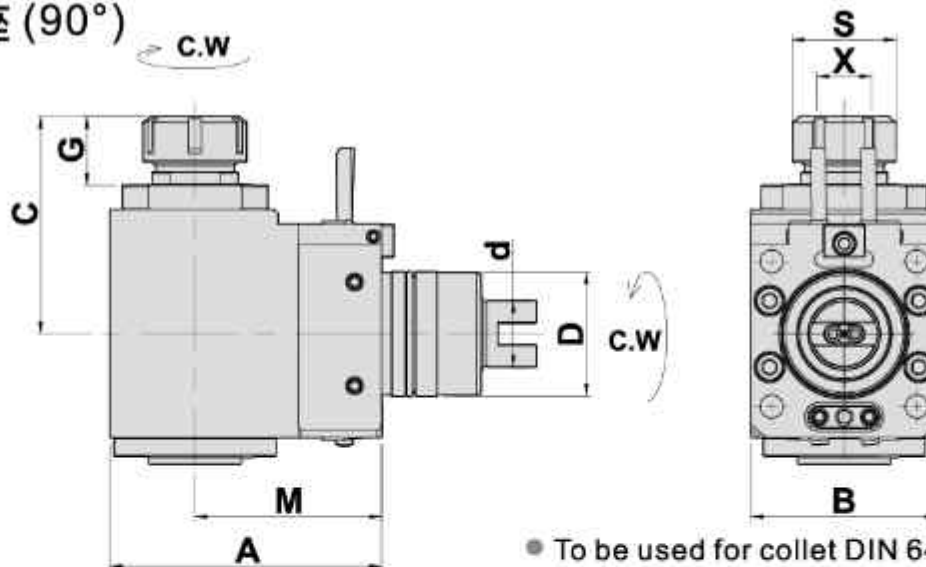
- To be used for collet DIN 6499
- External coolant supply
- Collet is not included

DIMENSIONS

Models	D	X Capacity	S	Maximum R.P.M.	A	B	C	E	d	Code No.	Order No.	(Kg) Weight
EX308 LA-200M LA-250MH LA-200Y LA-250Y LA-250YH	60	2-20 ER32	50	6000	80	32.5	100	92	40	1601KD-000	DA60-K-ER32	4
NEX-108M /FX-800	60	2-20 ER32	50	6000	80	32.5	100	92	32	1601KR-000	S-DA60-K-ER32	4

RADIAL MILLING AND DRILLING HEAD

徑向鑽銑刀座 (90°)



- To be used for collet DIN 6499
- External coolant supply
- Collet is not included

DIMENSIONS

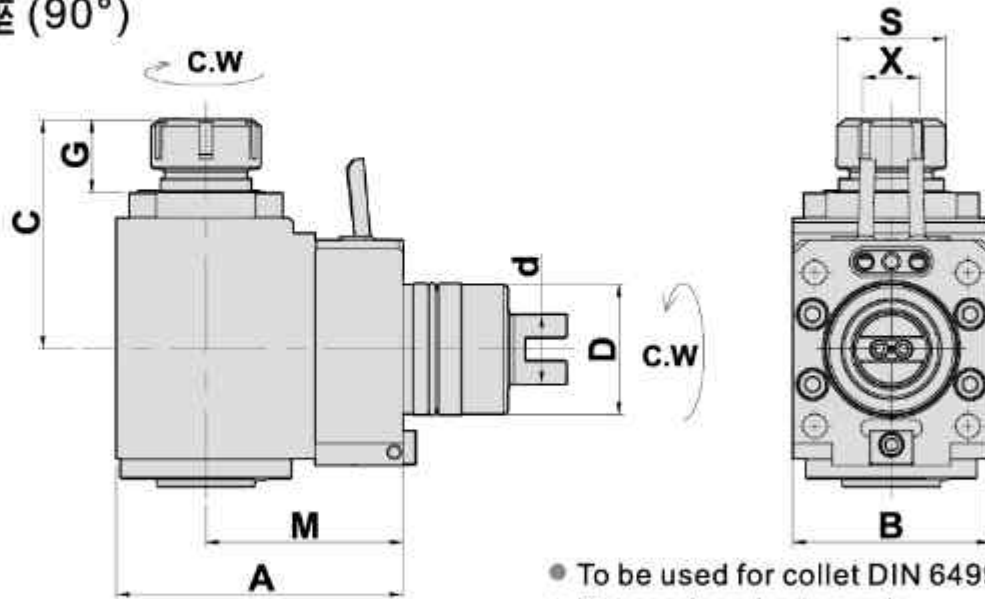
Models	D	X Capacity	S	Maximum R.P.M.	A	B	C	G	M	d	Code No.	Order No.	(Kg) Weight
EX308 LA-200M LA-250MH LA-200Y LA-250Y LA-250YH	60	2-20 ER32	50	5000	131	90	105	34	90	40	2601KA-000	DFL60-K-32-90	10.7
	60	1-13 ER20	35	5000	131	90	101.5	30	90	40	2601KZ-000	DFL60-K-20-90	10.7
NEX-108M /FX-800	60	2-20 ER32	50	5000	131	90	105	34	90	32	2601KA004-000	S-DFL60-K-32-90	10.7

AXIAL MILLING AND DRILLING HEAD

Evermore

TYPE TAKISAWA

徑向鑽銑刀座 (90°)



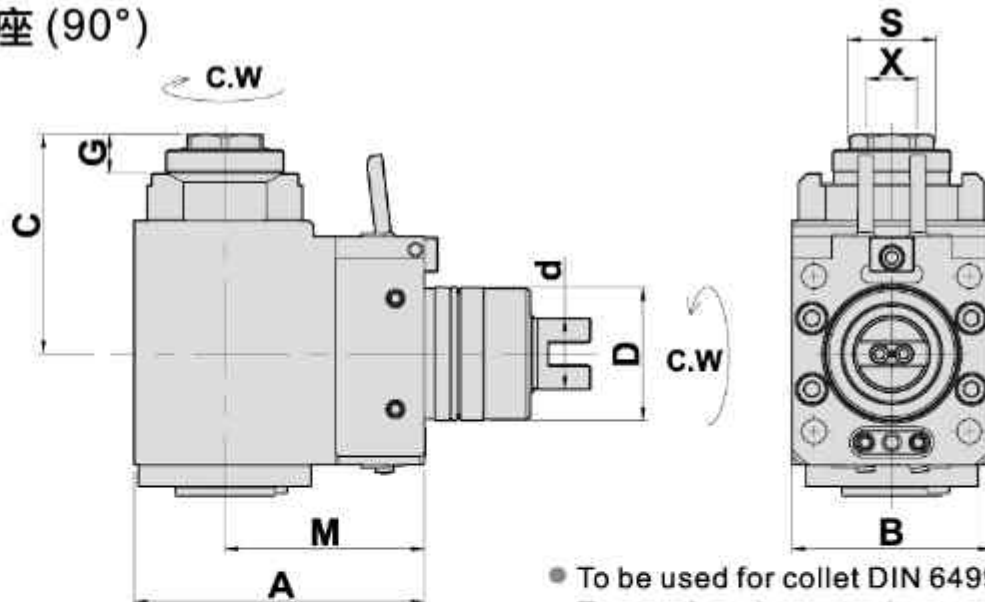
- To be used for collet DIN 6499
- External coolant supply
- Collet is not included

DIMENSIONS

Models	D	X Capacity	S	Maximum R.P.M.	A	B	C	G	M	d	Code No.	Order No.	(Kg) Weight
NEX-108M /FX-800	60	2-20 ER32	50	5000	131	90	105	34	90	32	2601KA005-000	S-DFR60-K-32-90	10.5

RADIAL MILLING AND DRILLING HEAD

徑向鑽銑刀座 (90°)



- To be used for collet DIN 6499
- External coolant supply
- Collet is not included

DIMENSIONS

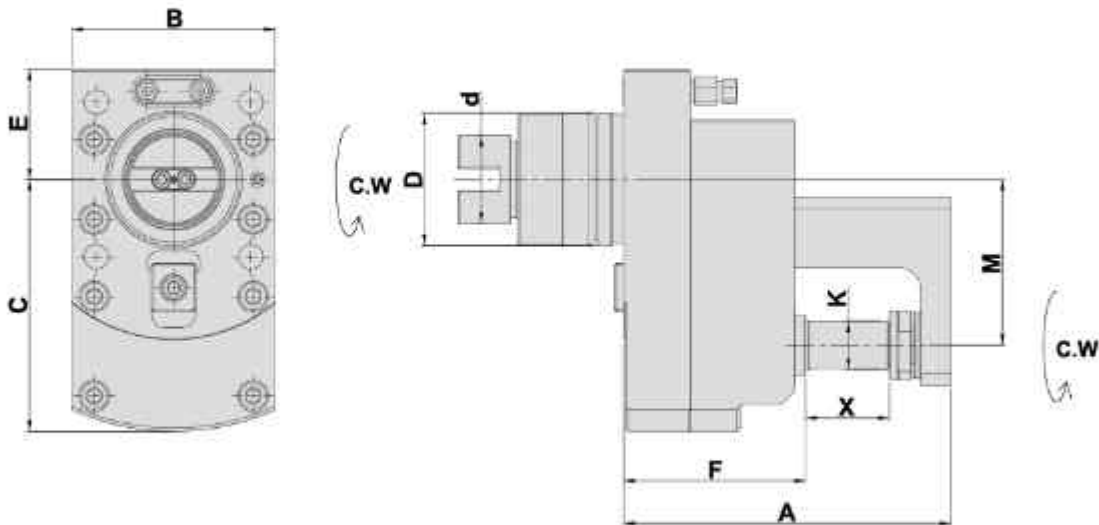
Models	D	X Capacity	S	Maximum R.P.M.	A	B	C	G	M	d	Code No.	Order No.	(Kg) Weight
EX308 LA-200M LA-250MH LA-200Y LA-250YH LA-250YH	60	2-20 ER32A	38	5000	131	90	99	17.5	90	40	2601KN-000	DFL60-K-32A-90-TA	10.9
NEX-108M /FX-800	60	2-20 ER32A	38	5000	131	90	99	17.5	90	32	2601KA006-000	S-DFL60-K-32A-90-TA	10.9

AXIAL MILLING AND DRILLING HEAD OFFSET

Evermore

TYPE TAKISAWA

軸向側銑刀座 (0°)



- To be used for collet DIN 6499
- External coolant supply
- Collet is not included

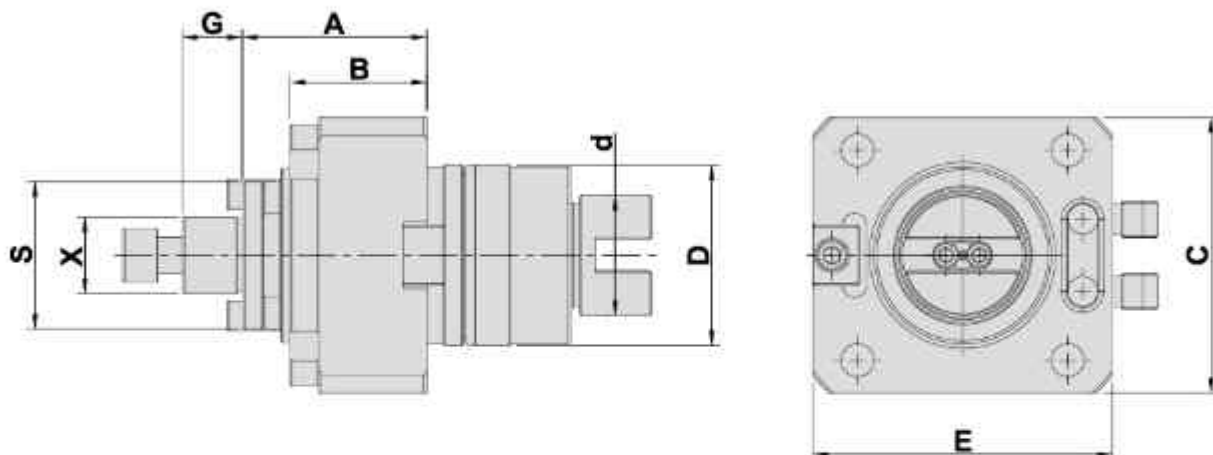
DIMENSIONS

Models	D	X Capacity	Maximum R.P.M.	i	A	B	C	E	F	K	M	d	Code No.	Order No.	(Kg) Weight
EX308 LA-200M LA-250MH LA-200Y LA-250Y LA-250YH	60	38	3000	2:1	148	92	114	50	82	22	75	40	1601KC-000	DA60-K-22C-75I	9.7

* i=2倍減速

AXIAL SHELL AND MILLING CUTTER

軸向銑削刀座 (0°)



- To be used for collet DIN 6499
- External coolant supply
- Collet is not included

DIMENSIONS

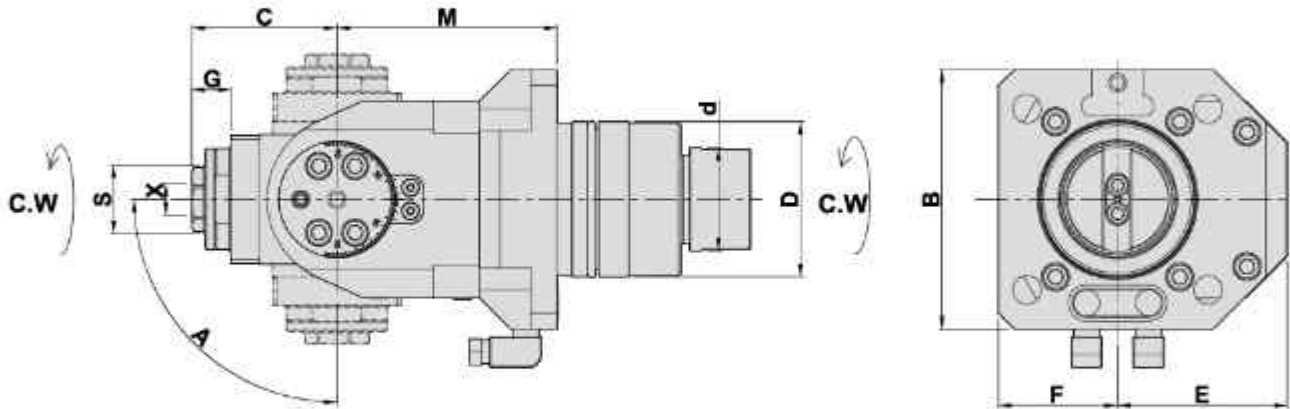
Models	D	X Capacity	Maximum R.P.M.	A	B	C	E	G	S	X	d	Code No.	Order No.	(Kg) Weight
EX308 LA-200M LA-250MH LA-200Y LA-250Y LA-250YH	60	25.4	6000	61.5	47.5	92	100	20	50	25.4	40	1601KF-000	DA60-K-25.4C	4.3

AXIAL MILLING AND DRILLING HEAD

Evermore

TYPE TAKISAWA

軸向鑽銑刀座 (0°)



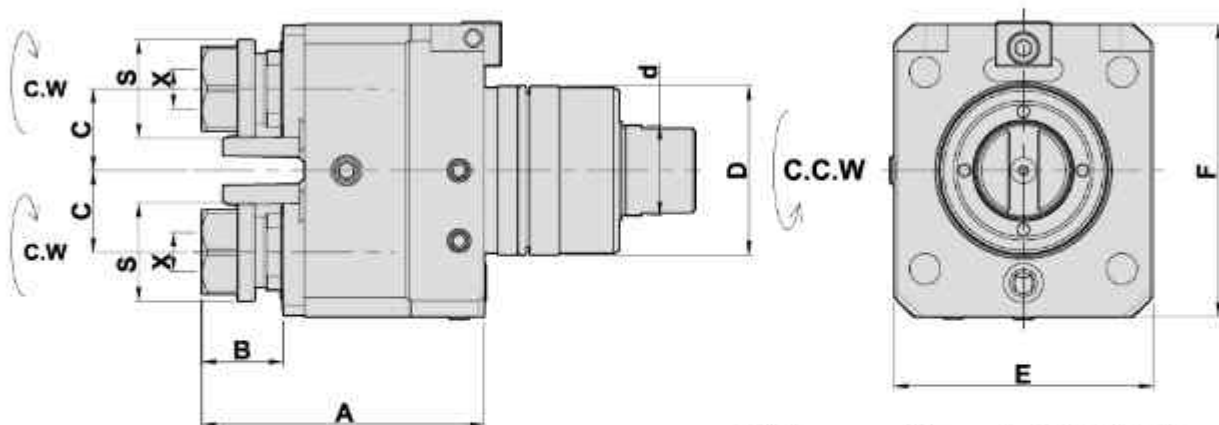
- To be used for collet DIN 6499
- External coolant supply
- Collet is not included

DIMENSIONS

Models	D	X Capacity	S	Maximum R.P.M.	A	B	C	E	F	G	M	d	Code No.	Order No.	(Kg) Weight
EX308 LA-200M LA-250MH LA-200Y LA-250Y LA-250YH	60	1-10 ER16A	20	5000	±90°	100	50.6	65.5	46	14.6	85	40	1601KL-000	DA60-K-16BAC	6.6
	60	1-13 ER20A	26	5000	±90°	100	56.1	65.5	46	15.1	85	40	1601KB-000	DA60-K-20BAC	6.6
NEX-108M /FX-800	60	1-10 ER16A	20	5000	±90°	100	50.6	65.5	46	14.6	85	32	1601KY-000	S-DA60-K-16BAC	6.6
	60	1-13 ER20A	26	5000	±90°	100	56.1	65.5	46	15.1	85	32	1601KW-000	S-DA60-K-20BAC	6.6

AXIAL MILLING AND DRILLING HEADS DOUBLE HEADS

軸向雙頭鑽銑刀座(0°)



- To be used for collet DIN 6499
- External coolant supply
- Collet is not included

DIMENSIONS

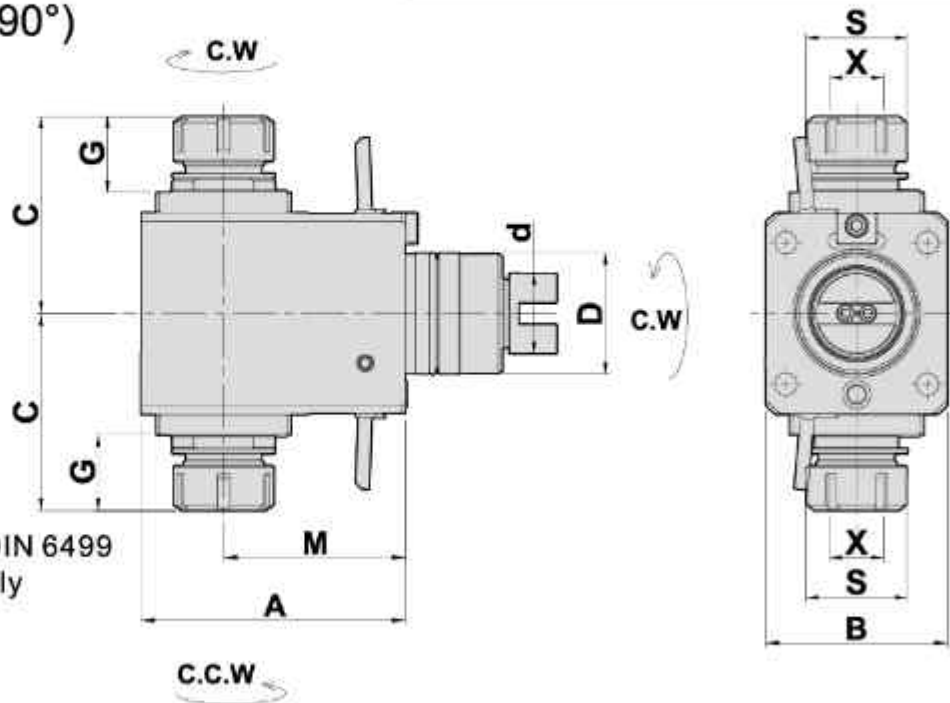
Models	D	X Capacity	S	Maximum R.P.M.	A	B	C	E	F	d	Code No.	Order No.	(Kg) Weight
NEX-108M /FX-800	60	1-13 ER20	35	6000	100.5	29	29	90	104	32	1601KV-000	S-DA60-K-20DZ	5.8

AXIAL MILLING AND DRILLING HEADS DOUBLE HEADS

Evermore

TYPE TAKISAWA

徑向雙頭鑽銑刀座(90°)



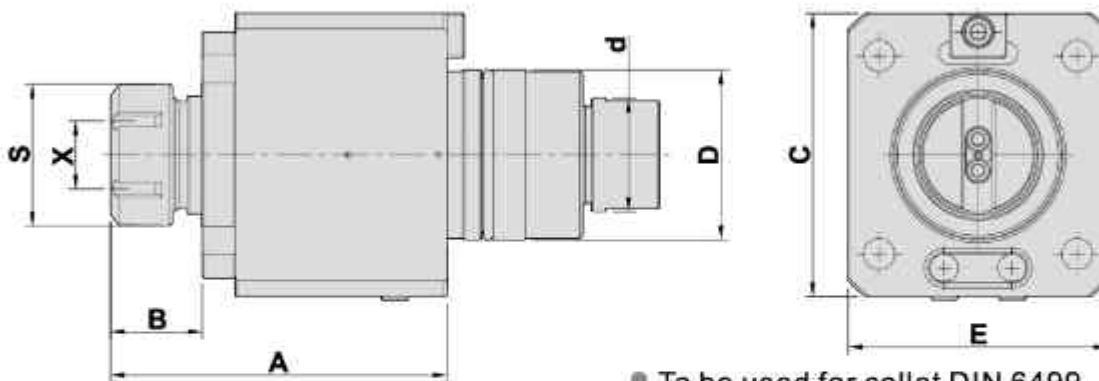
- To be used for collet DIN 6499
- External coolant supply
- Collet is not included

DIMENSIONS

Models	D	X Capacity	S	Maximum R.P.M.	A	B	C	G	M	d	Code No.	Order No.	(Kg) Weight
EX308 LA-200M LA-250MH LA-200Y LA-250YH	60	2-20 ER32	50	5000	131	90	97.5	37.6	90	40	2601KC-000	DF60-K-32-90D	10.4
NEX-108M /FX-800	60	2-20 ER32	50	5000	131	90	97.5	37.6	90	32	2601KU-000	S-DF60-K-32-90D	10.4

AXIAL MILLING AND DRILLING HEAD

軸向鑽銑刀座(0°)



DIMENSIONS

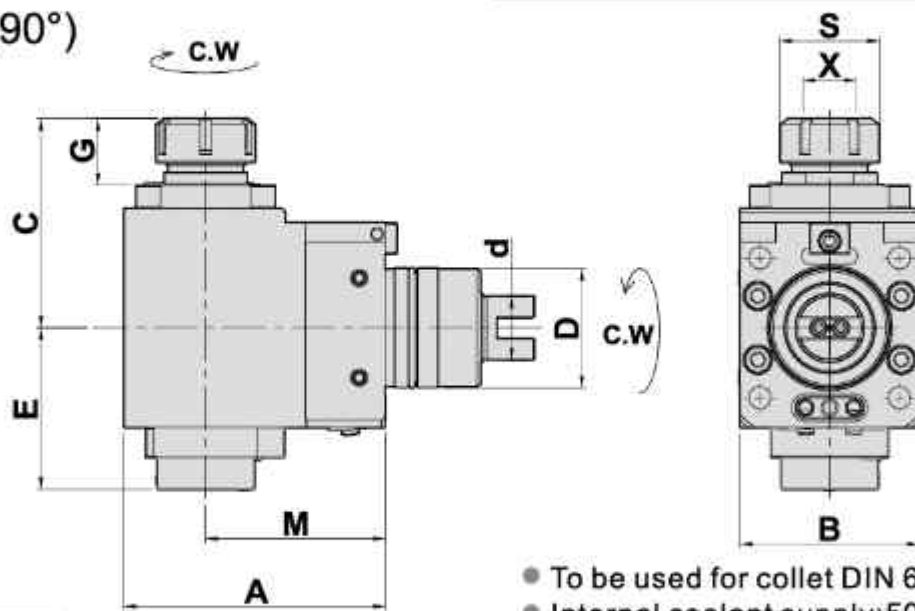
Models	D	X Capacity	S	Maximum R.P.M.	A	B	C	E	d	Code No.	Order No.	(Kg) Weight
EX308 LA-200M LA-250MH LA-200Y LA-250YH	60	2-20 ER32	50	6000	119	32.5	100	92	40	1601KG-000	CW-DA60-K-ER32	6.5

RADIAL MILLING AND DRILLING HEAD

Evermore

TYPE TAKISAWA

徑向鑽銑刀座(90°)



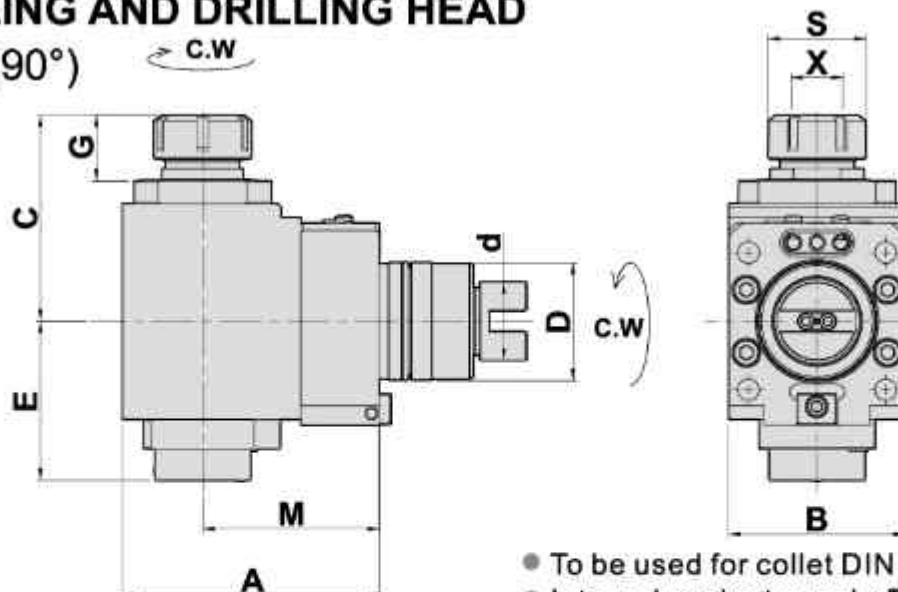
- To be used for collet DIN 6499
- Internal coolant supply: 50bar 中心出水
- Collet is not included

DIMENSIONS

Models	D	X Capacity	S	Maximum R.P.M.	A	B	C	G	E	M	d	Code No.	Order No.	(Kg) Weight
EX308 LA-200M LA-250MH LA-200Y LA-250Y LA-250YH	60	2-20 ER32	50	5000	131	90	105	33.5	81	90	40	2601KD-000	CW-DFL60-K-32-90	11
NEX-108M /FX-800	60	2-20 ER32	50	5000	131	90	105	33.5	81	90	32	2601KA002-000	S-CW-DFL60-K-32-90	11

RADIAL MILLING AND DRILLING HEAD

徑向鑽銑刀座(90°)



- To be used for collet DIN 6499
- Internal coolant supply: 50bar 中心出水
- Collet is not included

DIMENSIONS

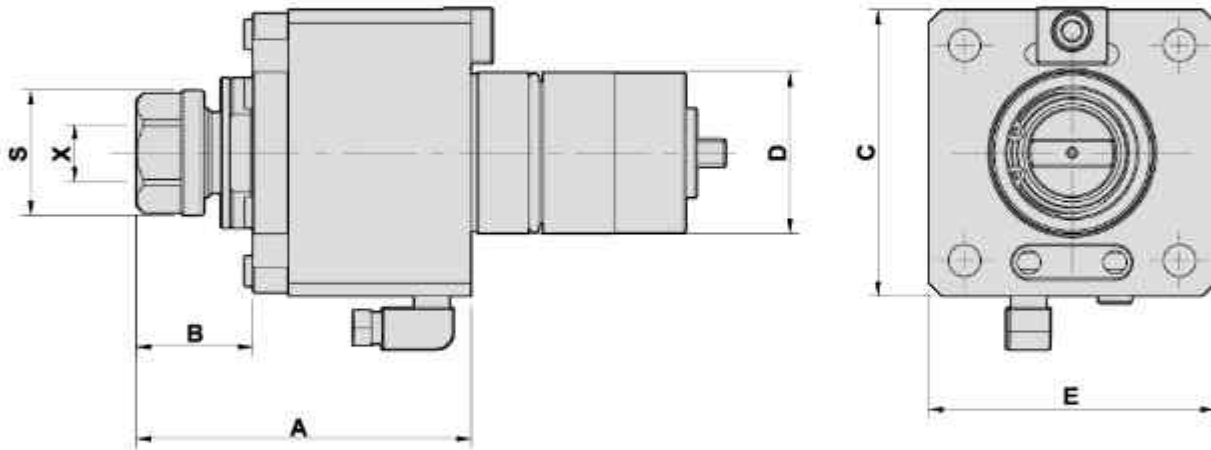
Models	D	X Capacity	S	Maximum R.P.M.	A	B	C	G	E	M	d	Code No.	Order No.	(Kg) Weight
EX308 LA-200M LA-250MH LA-200Y LA-250Y LA-250YH	60	2-20 ER32	50	5000	131	90	105	33.5	81	90	40	2601KV-000	CW-DFR60-K-32-90	11

AXIAL MILLING AND DRILLING HEAD

Evermore

TYPE TAKISAWA

軸向鑽銑刀座 (0°)



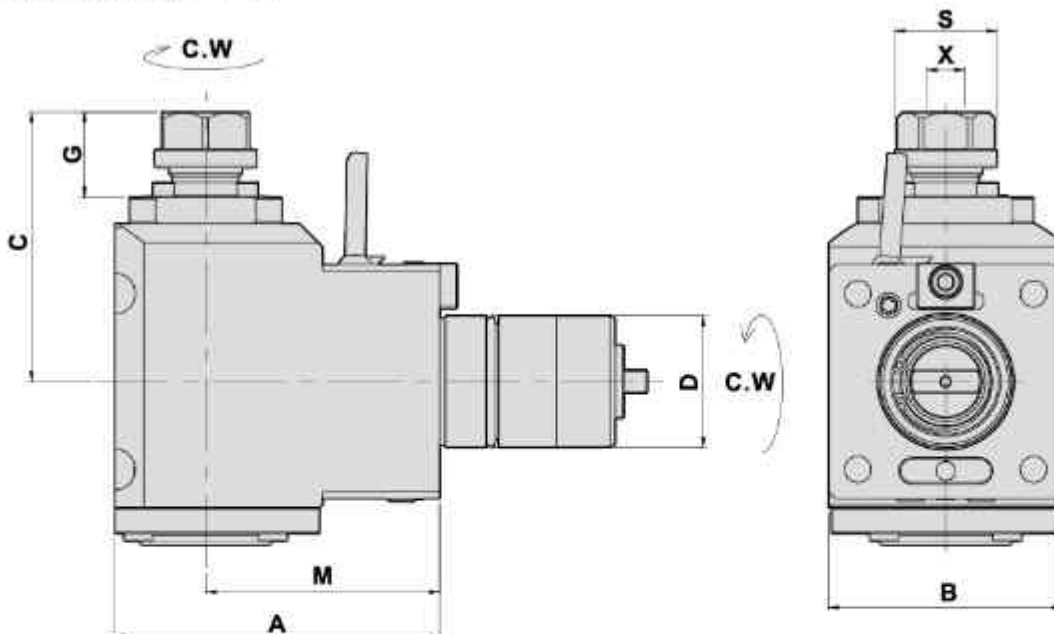
- To be used for collet DIN 6499
- External coolant supply
- Collet is not included

DIMENSIONS

Models	D	X Capacity	S	Maximum R.P.M.	A	B	C	E	Code No.	Order No.	(Kg) Weight
LA-150	45	1-13 ER20	35	6000	93.5	32.5	80	80	1451KA-000	DA45-K-ER20	3.5

RADIAL MILLING AND DRILLING HEAD

徑向鑽銑刀座 (90°)



- To be used for collet DIN 6499
- External coolant supply
- Collet is not included

DIMENSIONS

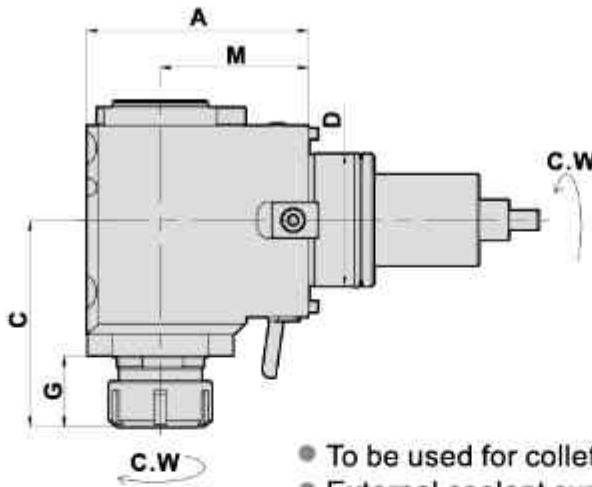
Models	D	X Capacity	S	Maximum R.P.M.	A	B	C	G	M	Code No.	Order No.	(Kg) Weight
LA-150	45	1-13 ER20	35	5000	111	80	92	29	80	2451KA-000	DF45-K-20-80	6.5

RADIAL MILLING AND DRILLING HEAD

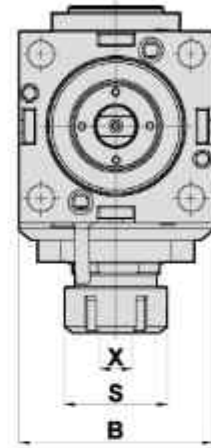
Evermore

TYPE KOREA SERIES BMT

徑向鑽銑刀座 (90°)



- To be used for collet DIN 6499
- External coolant supply
- Collet is not included



DIMENSIONS

Models	D	X Capacity	S	Maximum R.P.M.	A	B	C	G	M	Code No.	Order No.	(Kg) Weight
BMT45	45	1-13 ER20	35	5000	95	75	79	30	65	245101-000	DW220-DF45-20-65	4.8
BMT45	45	1-16 ER25	42	5000	95	75	82	33	65	245102-000	DW220-DF45-25-65	4.9
BMT45	45	1-16 ER25	42	5000	115	75	87	33	85	245115-000	DW220-DF45-25-85	5.8
BMT45	45	1-13 ER20	35	3000	115	75	86	27	85	245116-000	*DW220-DF45-20-85-TA	5.9
BMT45	45	1-16 ER25	42	3000	115	75	86	27	85	245119-000	*DW220-DF45-25-85-TA	6
BMT55	55	1-16 ER25	42	5000	87	85	83	32	60	255101-000	DW230-DF55-25-60	5.4
BMT55	55	1-16 ER25	42	5000	97	85	83	32	70	255102-000	DW230-DF55-25-70	5.9
BMT55	55	1-16 ER25	42	5000	107	85	83	32	80	255111-000	DW230-DF55-25-80	6.4
BMT55	55	1-16 ER25	42	5000	112	85	83	32	85	255109-000	DW230-DF55-25-85	6.7
BMT55	55	1-16 ER25	42	5000	127	85	83	26	100	255116-000	DW230-DF55-25-100	7.8
BMT55	55	1-16 ER25	42	5000	137	85	83	32	110	255136-000	DW230-DF55-25-110	7.9
BMT55	55	1-16 ER25	42	5000	142	85	83	32	115	255125-000	DW230-DF55-25-115	8.2
BMT55	55	2-20 ER32	50	5000	87	85	103	51	60	255144-000	DW230-DF55-32-60	5.7
BMT55	55	2-20 ER32	50	5000	97	85	103	51	70	255146-000	DW230-DF55-32-70	6.3

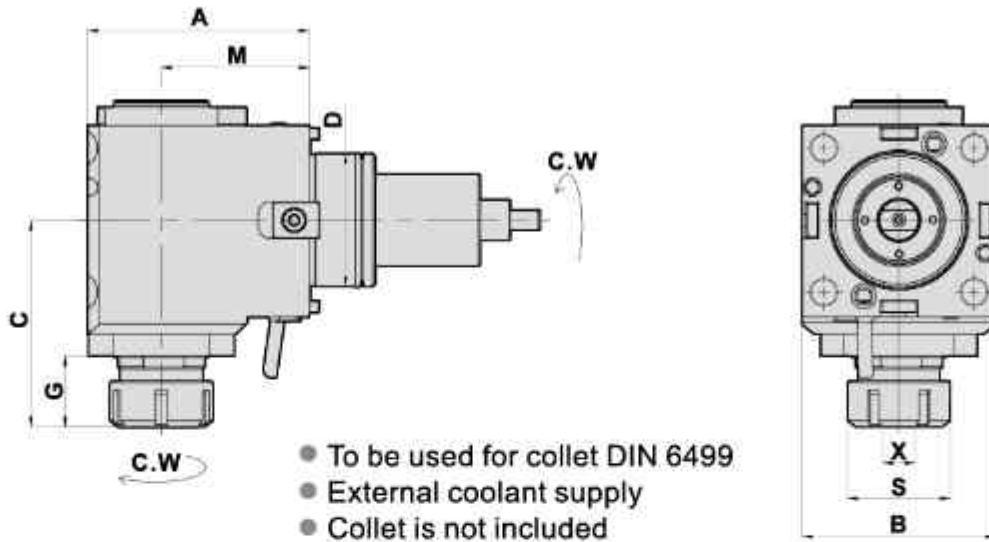
*重切削 HEAVY CUTTING

RADIAL MILLING AND DRILLING HEAD

Evermore

TYPE KOREA SERIES BMT

徑向鑽銑刀座 (90°)



DIMENSIONS

Models	D	X Capacity	S	Maximum R.P.M.	A	B	C	G	M	Code No.	Order No.	(Kg) Weight
BMT65	65	2-20 ER32	50	5000	101	94	101	35	65	265118-000	DW300-DF65-32-65	8.1
BMT65	65	2-20 ER32	50	5000	108	94	101	35	72	265101-000	DW300-DF65-32-72	8.5
BMT65	65	2-20 ER32	50	5000	121	94	101	35	85	265102-000	DW300-DF65-32-85	9.2
BMT65	65	2-20 ER32	50	5000	137	94	101	35	100	265105-000	DW300-DF65-32-100	10.3
BMT65	65	2-20 ER32	50	5000	152	94	101	35	115	265117-000	DW300-DF65-32-115	11.2
BMT65	65	2-20 ER32	50	5000	157	94	101	35	120	265124-000	DW300-DF65-32-120	11.5
BMT75	75	3-26 ER40	63	5000	105	112	112	45	60	275102-000	DW350-DF75-40-60	12
BMT75	75	3-26 ER40	63	5000	115	112	112	45	70	275101-000	DW350-DF75-40-70	13.3
BMT75	75	3-26 ER40	63	5000	135	112	112	45	90	275107-000	DW350-DF75-40-90	15
BMT75	75	3-26 ER40	63	5000	155	112	112	45	110	275130-000	DW350-DF75-40-110	17
BMT75	75	3-26 ER40	63	5000	170	112	112	45	125	275108-000	DW350-DF75-40-125	18
BMT85	85	10-34 ER50	78	5000	136	125	138	56	85	285103-000	DW700-DF85-50-85	20.6
BMT85	85	3-26 ER40	63	5000	161	125	133	38	110	285120-000	DW700-DF85-40-110	24
BMT85	85	10-34 ER50	78	5000	161	125	138	56	110	285101-000	DW700-DF85-50-110	24

*重切削 HEAVY CUTTING

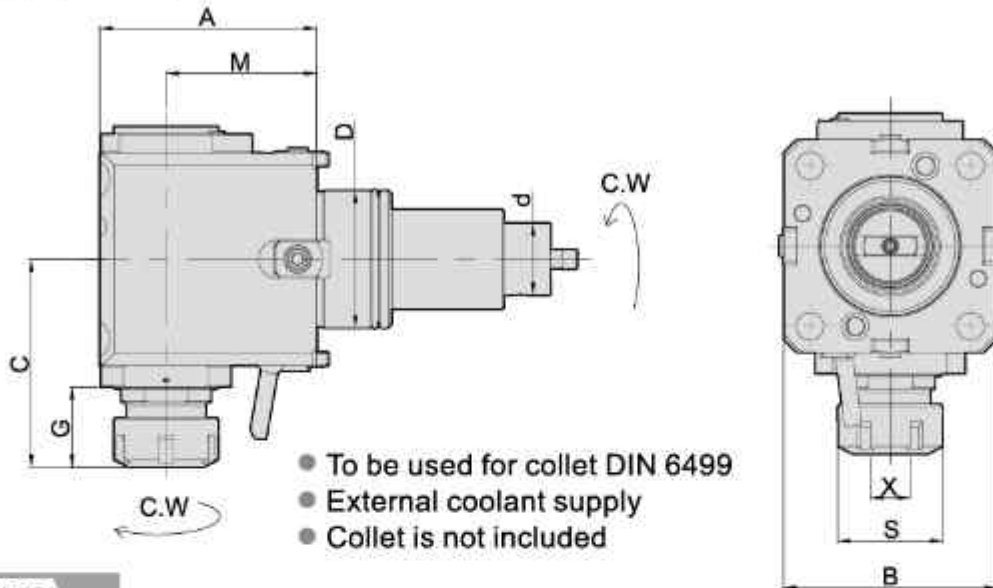
RADIAL MILLING AND DRILLING HEAD

Evermore

TYPE

KOREA SERIES BMT

徑向鑽銑刀座 (90°)



DIMENSIONS

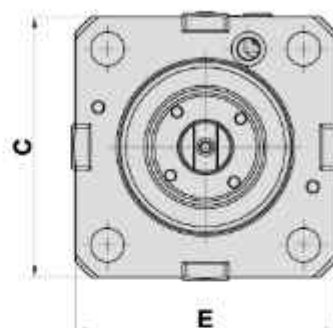
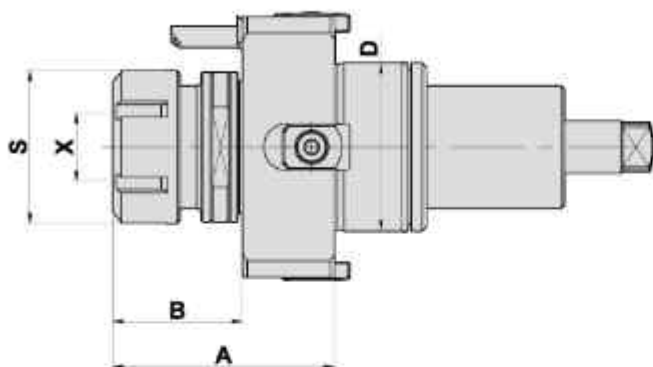
Models	D	X Capacity	S	Maximum R.P.M.	A	B	C	G	M	d	Code No.	Order No.	(Kg) Weight
BMT55	55	1-16 ER25	42	5000	87	85	83	32	60	29	255110-000	DW230-DF55-25-60-Z	5.2
BMT55	55	1-16 ER25	42	5000	97	85	83	32	70	29	255112-000	DW230-DF55-25-70-Z	5.9
BMT55	55	1-16 ER25	42	5000	107	85	83	32	80	29	255163-000	DW230-DF55-25-80-Z	6.7
BMT55	55	1-16 ER25	42	5000	112	85	83	32	85	29	255166-000	DW230-DF55-25-85-Z	6.9
BMT55	55	1-16 ER25	42	5000	127	85	83	32	100	29	255139-000	DW230-DF55-25-100-Z	7.8
BMT55	55	1-16 ER25	42	5000	137	85	83	32	110	29	255174-000	DW230-DF55-25-110-Z	8.3
BMT65	65	2-20 ER32	50	5000	108	94	101	35	72	29	265126-000	DW300-DF65-32-72-Z	9.1
BMT65	65	2-20 ER32	50	5000	121	94	101	35	85	29	265136-000	DW300-DF65-32-85-Z	9.7
BMT65	65	2-20 ER32	50	5000	137	94	101	35	100	29	265131-000	DW300-DF65-32-100-Z	10.3
BMT65	65	2-20 ER32	50	5000	157	94	101	35	120	29	265159-000	DW300-DF65-32-120-Z	12
BMT75	75	3-26 ER40	63	5000	105	112	112	46	60	35	275139-000	DW350-DF75-40-60-Z	12.6
BMT75	75	3-26 ER40	63	5000	115	112	112	45	70	35	275125-000	DW350-DF75-40-70-Z	13.5
BMT75	75	3-26 ER40	63	5000	135	112	112	45	90	35	275127-000	DW350-DF75-40-90-Z	15.8
BMT85	85	10-34 ER50	78	5000	136	125	138	56	85	40	285114-000	DW700-DF85-50-85-Z	21.6
BMT85	85	10-34 ER50	78	5000	161	125	138	56	110	40	285117-000	DW700-DF85-50-110-Z	24.2

AXIAL MILLING AND DRILLING HEAD

Evermore

TYPE KOREA SERIES BMT

軸向鑽銑刀座 (0°)



- To be used for collet DIN 6499
- External coolant supply
- Collet is not included

DIMENSIONS

Models	D	X Capacity	S	Maximum R.P.M.	A	B	C	E	Code No.	Order No.	(Kg) Weight
BMT45	45	1-13 ER20	35	6000	60	32.5	75	75	145101-000	DW220-DA45-20	1.8
BMT45	45	1-16 ER25	42	6000	67.5	40	75	75	145108-000	DW220-DA45-25	1.9
BMT45	45	1-13 ER20	35	6000	80	24	75	75	145113-000	* DW220-DA45-20-TA	2.7
BMT45	45	1-16 ER25	42	6000	81	25	75	75	145115-000	* DW220-DA45-25-TA	2.8
BMT55	55	1-16 ER25	42	6000	62	33	85	85	155101-000	DW230-DA55-25	2.6
BMT55	55	2-20 ER32	50	6000	81	51	85	85	155102-000	DW230-DA55-32	2.8
BMT65	65	1-16 ER25	42	6000	66.5	35.5	94	94	165104-000	DW300-DA65-25	3.3
BMT65	65	2-20 ER32	50	6000	68.5	38.5	94	94	165101-000	DW300-DA65-32	3.4
BMT65	65	2-20 ER32	50	6000	58	36	94	94	165102-000	DW300-DA65-32-S	2.8
BMT65	65	2-20 ER32	50	6000	120	89	94	94	165108-000	DW300-DA65-32-L	4.2
BMT65	65	2-20 ER32	50	6000	101	70	94	94	165113-000	DW300-DA65-32-100-L	3.9
BMT75	75	3-26 ER40	63	6000	78	43	115	115	175101-000	DW350-DA75-40	5.6
BMT85	85	3-26 ER40	63	6000	91	51	125	125	185104-000	DW700-DA85-40	8.5
BMT85	85	10-34 ER50	78	6000	94	54	125	125	185101-000	DW700-DA85-50	8.7

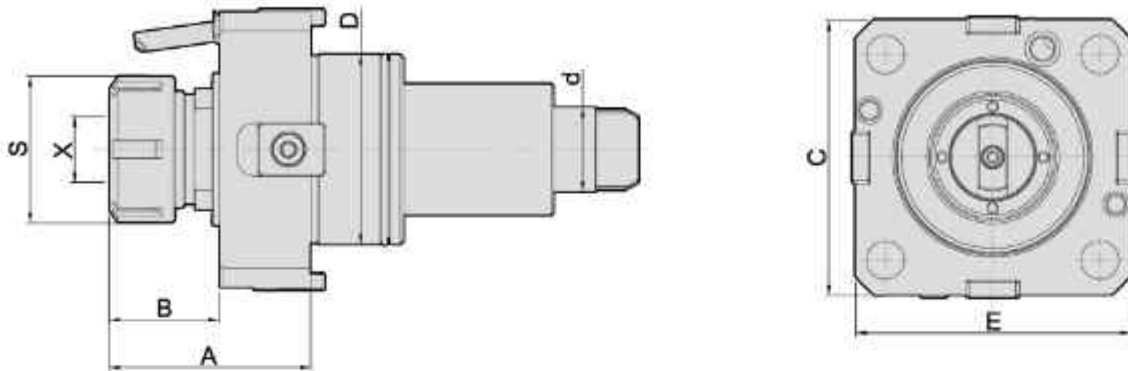
*重切削 HEAVY CUTTING

AXIAL MILLING AND DRILLING HEAD

Evermore

TYPE KOREA SERIES BMT

軸向鑽銑刀座 (0°)



- To be used for collet DIN 6499
- External coolant supply
- Collet is not included

DIMENSIONS

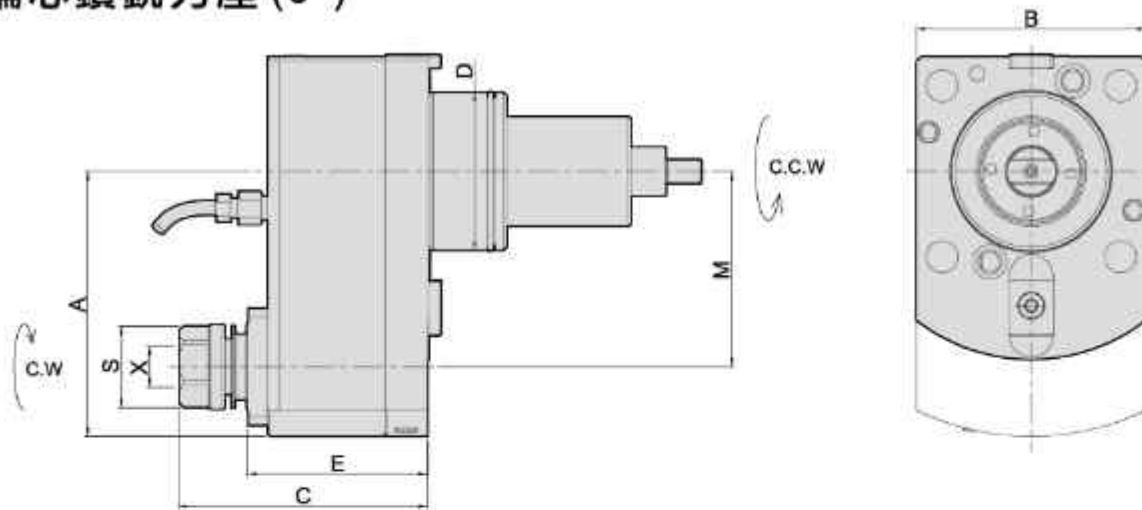
Models	D	X Capacity	S	Maximum R.P.M.	A	B	C	E	d	Code No.	Order No.	(Kg) Weight
BMT55	55	1-16 ER25	42	6000	62	32	85	85	29	155110-000	DW230-DA55-ER25-Z	2.7
BMT55	55	2-20 ER32	50	6000	81	51	85	85	29	155138-000	DW230-DA55-ER32-Z	2.9
BMT65	65	2-20 ER32	50	6000	69	38	94	94	29	165120-000	DW300-DA65-ER32-Z	3.6
BMT65	65	2-20 ER32	50	6000	101	70	94	94	29	165144-000	DW230-DA55-ER32-100L-Z	3.9
BMT75	75	3-26 ER40	63	6000	80	43	115	115	35	175104-000	DW350-DA75-ER40-Z	5.9
BMT75	75	3-26 ER40	63	6000	98	40	115	115	35	175119-000	*DW350-DA75-ER40-TA-Z	7.2
BMT85	85	10-34 ER50	78	6000	94	54	125	125	40	185116-000	DW700-DA85-ER50-Z	9

*重切削 HEAVY CUTTING

AXIAL DRILLING AND MILLING HEAD OFFSET

TYPE KOREA SERIES BMT

軸向偏心鑽銑刀座 (0°)



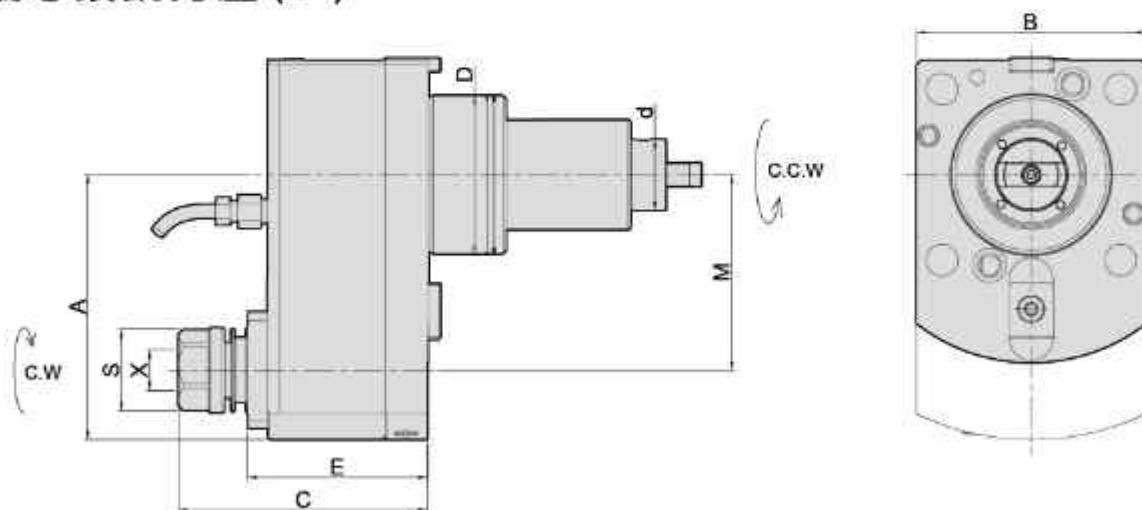
- To be used for collet DIN 6499
- External coolant supply
- Collet is not included

DIMENSIONS

Models	D	X Capacity	S	Maximum R.P.M.	A	B	C	E	M	Code No.	Order No.	(Kg) Weight
BMT55	55	1-16 ER25	42	6000	89	85	127	89	50	155104-000	DW230-DA55-25-50	6.6
BMT65	65	1-13 ER20	35	6000	109	94	103.5	74	80	165110-000	DW300-DA65-20-80	8.4

AXIAL DRILLING AND MILLING HEAD OFFSET

軸向偏心鑽銑刀座 (0°)



- To be used for collet DIN 6499
- External coolant supply
- Collet is not included

DIMENSIONS

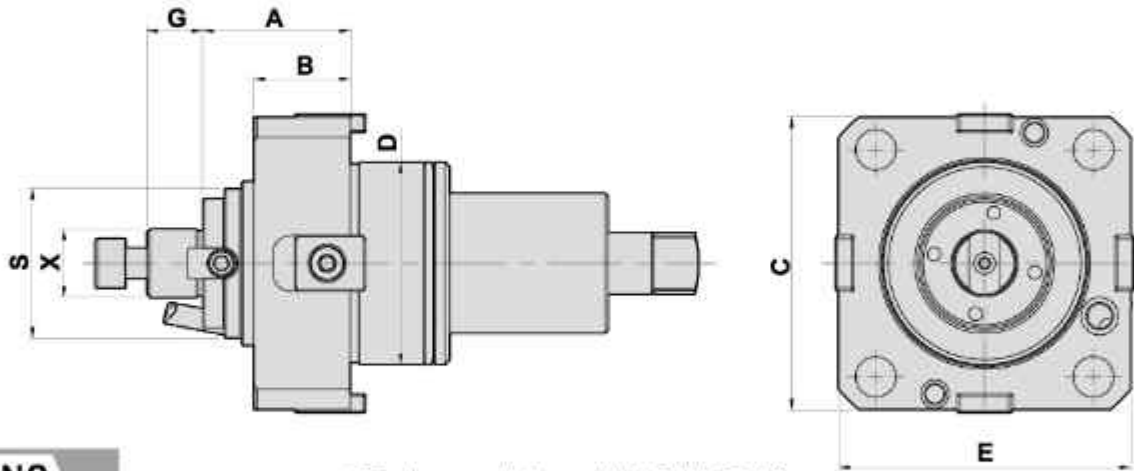
Models	D	X Capacity	S	Maximum R.P.M.	A	B	C	E	M	d	Code No.	Order No.	(Kg) Weight
BMT55	55	1-16 ER25	42	6000	89	85	127	89	50	29	155151-000	DW230-DA55-25-50-Z	6.6
BMT65	65	1-13 ER20	35	6000	109	94	103.5	74	80	29	165143-000	DW300-DA65-20-80-Z	8.4

AXIAL MILLING AND DRILLING HEAD

Evermore

TYPE KOREA SERIES BMT

軸向銑削刀座 (0°)



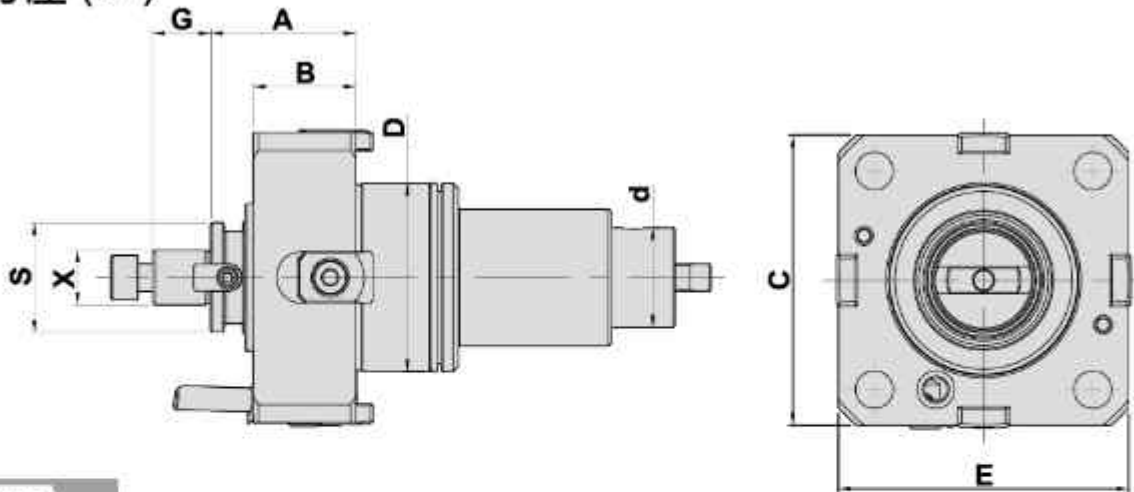
DIMENSIONS

● To be used for collet DIN 6358

Models	D	X DIN 6358	S	Maximum R.P.M.	A	B	C	E	G	Code No.	Order No.	(Kg) Weight
BMT55	55	16(mm)	32	6000	42.5	30	85	85	17	155105-000	DW230-DA55-16C	2.5
BMT55	55	22(mm)	48	6000	46	30	85	85	18	155123-000	DW230-DA55-22C	2.8
BMT65	65	22(mm)	48	6000	47.5	31	94	94	18	165105-000	DW300-DA65-22C	3.6
BMT65	65	27(mm)	60	6000	39	22	94	94	20	165106-000	DW300-DA65-27C-S	3.2
BMT75	75	27(mm)	60	6000	55	35	115	115	20	175105-000	DW350-DA75-27C	5.9
BMT85	85	32(mm)	72	6000	63	40	125	125	22	185102-000	DW700-DA85-32C	9
BMT85	85	31.75(inch)	60	6000	63	40	125	125	22	185105-000	DW700-DA85-31.75C	8.8

AXIAL MILLING AND DRILLING HEAD

軸向銑削刀座 (0°)



DIMENSIONS

● To be used for collet DIN 6358

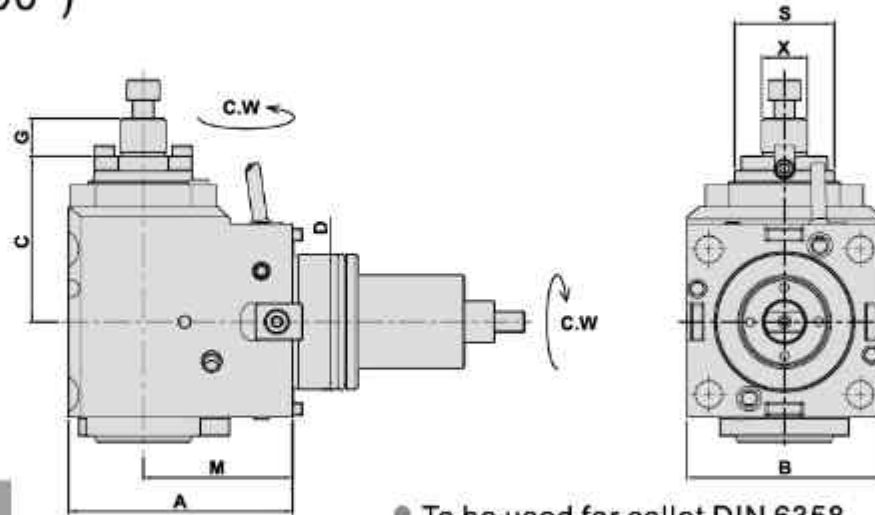
Models	D	X DIN 6358	S	Maximum R.P.M.	A	B	C	E	G	d	Code No.	Order No.	(Kg) Weight
BMT55	55	16(mm)	32	6000	42.5	30	85	85	17	29	155109-000	DW230-DA55-16C-Z	2.5
BMT55	55	22(mm)	48	6000	46	30	85	85	18	29	155134-000	DW230-DA55-22C-Z	2.8
BMT65	65	22(mm)	48	6000	47.5	31	94	94	18	29	165129-000	DW300-DA65-22C-Z	3.6
BMT75	75	27(mm)	60	6000	55	35	115	115	20	35	175109-000	DW350-DA75-27C-Z	5.9
BMT85	85	32(mm)	72	6000	63	40	125	125	22	40	185118-000	DW700-DA85-32C-Z	9

RADIAL DRILLING AND MILLING HEAD

Evermore

TYPE KOREA SERIES BMT

徑向銑削刀座 (90°)



DIMENSIONS

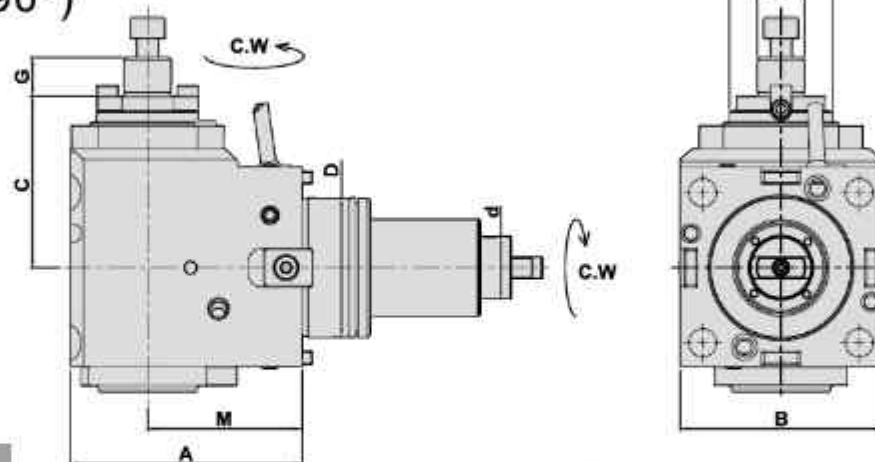
● To be used for collet DIN 6358

Models	D	X DIN 6358	S	Maximum R.P.M.	A	B	C	G	M	Code No.	Order No.	(Kg) Weight
BMT55	55	22(mm)	48	5000	87	85	67	18	60	255121-000	DW230-DF55-22C-60	5.4
BMT55	55	22(mm)	48	5000	91	85	84	18	60	255190-000	*DW230-DF55-22C-60-TA	6.8
BMT55	55	27(mm)	60	5000	91	85	86	20	60	255192-000	*DW230-DF55-27C-60-TA	6.9
BMT65	65	22(mm)	48	5000	108	94	80	18	72	265104-000	DW300-DF65-22C-72	8.9
BMT65	65	22(mm)	48	5000	121	94	80	18	85	265110-000	DW300-DF65-22C-85	9.3
BMT65	65	22(mm)	48	5000	137	94	80	18	100	265107-000	DW300-DF65-22C-100	10.4
BMT75	75	27(mm)	60	5000	105	112	88	20	60	275115-000	DW350-DF75-27C-60	12
BMT75	75	27(mm)	60	5000	115	112	88	20	70	275104-000	DW350-DF75-27C-70	12.7
BMT75	75	27(mm)	60	5000	135	112	88	20	90	275105-000	DW350-DF75-27C-90	15
BMT75	75	27(mm)	60	5000	170	112	88	20	125	275111-000	DW350-DF75-27C-125	17.8
BMT85	85	1"(inch)	50	5000	161	125	106	20	110	285105-000	DW700-DF85-25.4C-110	23.1

*重切削 HEAVY CUTTING

RADIAL DRILLING AND MILLING HEAD

徑向銑削刀座 (90°)



DIMENSIONS

● To be used for collet DIN 6358

Models	D	X DIN 6358	S	Maximum R.P.M.	A	B	C	G	M	d	Code No.	Order No.	(Kg) Weight
BMT55	55	22(mm)	48	5000	91	85	84	18	60	29	255194-000	*DW230-DF55-22C-60-TA-Z	6.8
BMT65	65	22(mm)	48	5000	108	94	80	18	72	29	265152-000	DW300-DF65-22C-72-Z	8.9
BMT65	65	22(mm)	48	5000	137	94	80	18	100	29	265135-000	DW300-DF65-22C-100-Z	10.4

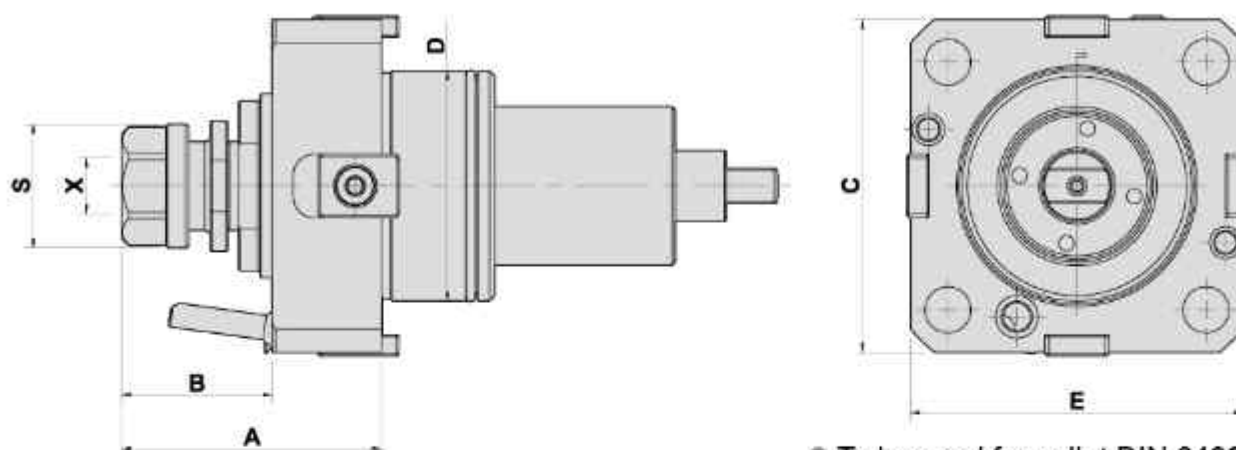
*重切削 HEAVY CUTTING

AXIAL TAPPING HEAD

Evermore

TYPE KOREA SERIES BMT

軸向彈性攻牙刀座 (0°)



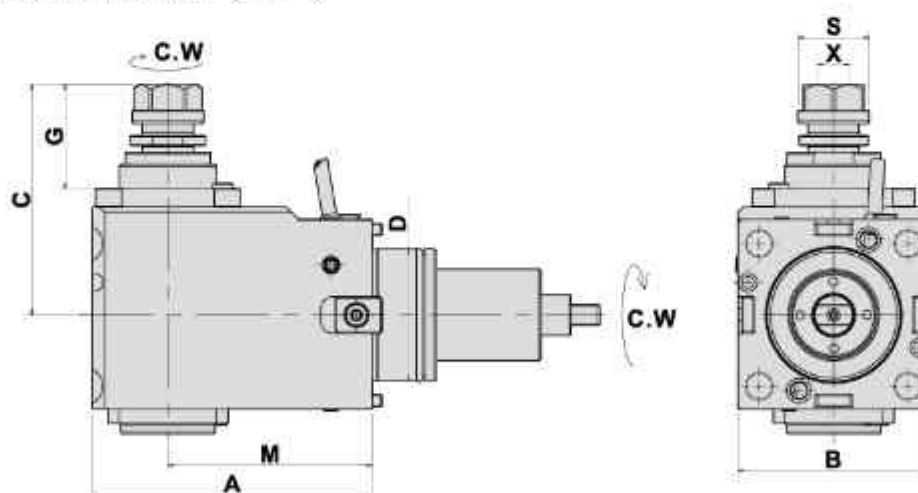
- To be used for collet DIN 6499
- External coolant supply
- Collet is not included

DIMENSIONS

Models	D	X Capacity	S	Maximum R.P.M.	A	B	C	E	Code No.	Order No.	(Kg) Weight
BMT65	65	1-13 ER20	35	4000	73.5	42.5	94	94	185103-000	DW300-TDA65-ER20	3.4

RADIAL TAPPING HEAD

徑向彈性攻牙刀座 (90°)



- To be used for collet DIN 6499
- External coolant supply
- Collet is not included

DIMENSIONS

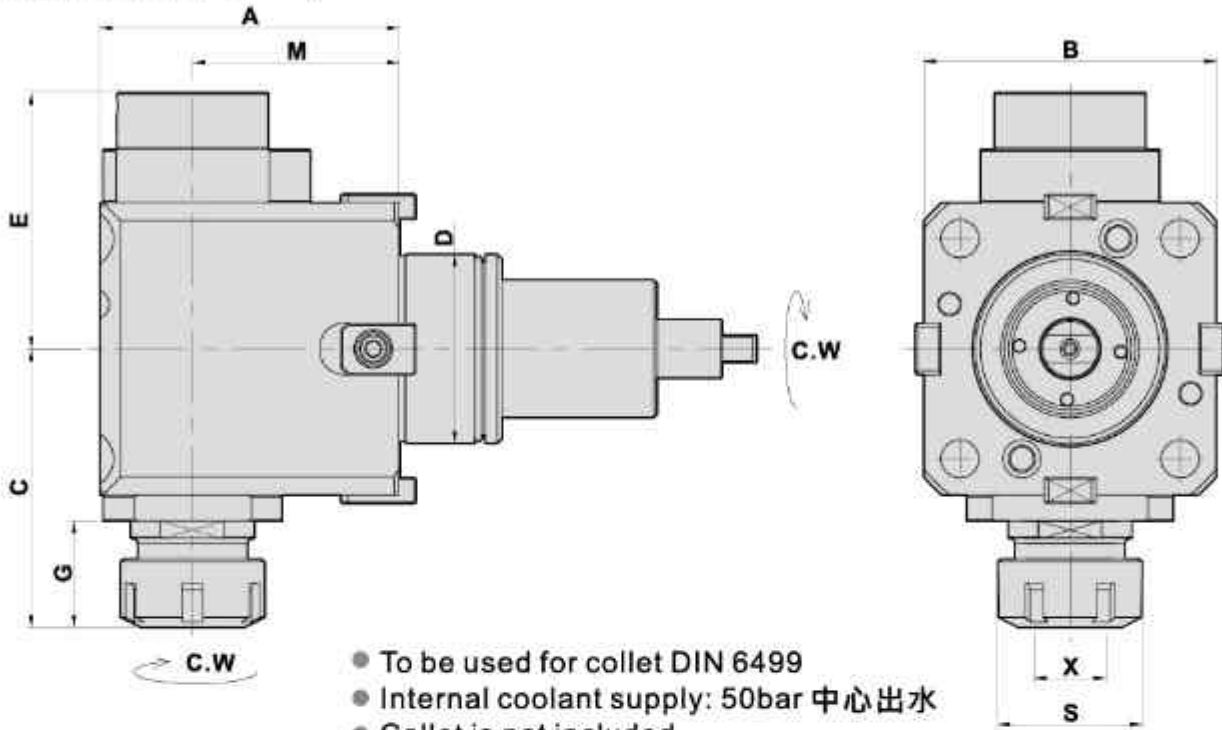
Models	D	X Capacity	S	Maximum R.P.M.	A	B	C	G	M	Code No.	Order No.	(Kg) Weight
BMT65	65	1-13 ER20	40	3000	108	94	113	47	72	265119-000	DW300-TDF65-20-72	8.4
BMT65	65	1-13 ER20	40	3000	121	94	113	47	85	265120-000	DW300-TDF65-20-85	9.2
BMT65	65	1-13 ER20	40	3000	137	94	113	47	100	265116-000	DW300-TDF65-20-100	10.2

RADIAL MILLING AND DRILLING HEAD

Evermore

TYPE KOREA SERIES BMT

徑向鑽銑刀座 (90°)



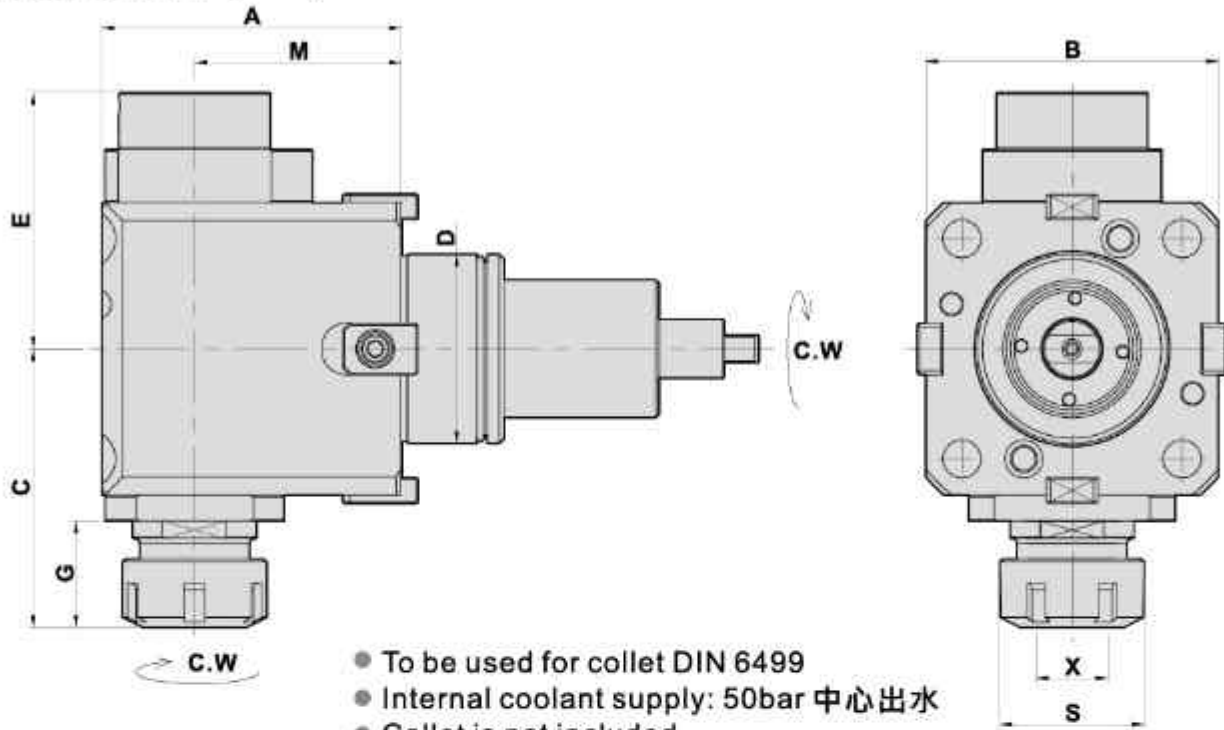
- To be used for collet DIN 6499
- Internal coolant supply: 50bar 中心出水
- Collet is not included

DIMENSIONS

Models	D	X Capacity	S	Maximum R.P.M.	A	B	C	E	G	M	Code No.	Order No.	(Kg) Weight
BMT45	45	1-13 ER 20	35	5000	95	75	79	71	30	65	245106-000	DW220-CW-DF45-20-65	5
BMT45	45	1-13 ER 20	35	5000	115	75	84	71	30	85	255126-000	DW220-CW-DF45-20-85	6.1
BMT55	55	1-16 ER 25	42	10000	87	85	89	75	30	60	255134-000	* DW230-CW-DF55-25-60I	6.1
BMT55	55	1-16 ER 25	42	5000	87	85	82	64	30	60	255154-000	DW230-CW-DF55-25-60-V2	5.8
BMT55	55	1-16 ER 25	42	5000	97	85	82	64	30	70	255101017-000	DW230-CW-DF55-25-70-V2	6.1
BMT55	55	1-16 ER 25	42	5000	107	85	83	75	32	80	255115-000	DW230-CW-DF55-25-80	6.9
BMT55	55	1-16 ER 25	42	5000	112	85	83	75	32	85	255131-000	DW230-CW-DF55-25-85	7.1
BMT55	55	1-16 ER 25	42	5000	127	85	83	75	32	85	255101001-000	DW230-CW-DF55-25-100	8
BMT55	55	1-16 ER 25	42	5000	137	85	83	75	32	85	255137-000	DW230-CW-DF55-25-110	8.2
BMT55	55	2-20 ER 32	50	5000	87	85	103	64	51	60	255156-000	DW230-CW-DF55-32-60	6.1
BMT55	55	2-20 ER 32	50	5000	97	85	103	64	51	70	255186-000	DW230-CW-DF55-32-70	6.3

*2倍增速

徑向鑽銑刀座 (90°)



- To be used for collet DIN 6499
- Internal coolant supply: 50bar 中心出水
- Collet is not included

DIMENSIONS

Models	D	X Capacity	S	Maximum R.P.M.	A	B	C	E	G	M	Code No.	Order No.	(Kg) Weight
BMT65	65	2-20 ER 32	50	5000	101	94	101	80	35	65	265133-000	DW300-CW-DF65-32-65	8.5
BMT65	65	2-20 ER 32	50	5000	108	94	101	80	35	72	265106-000	DW300-CW-DF65-32-72	9.2
BMT65	65	2-20 ER 32	50	5000	121	94	101	80	35	85	265113-000	DW300-CW-DF65-32-85	9.8
BMT65	65	2-20 ER 32	50	5000	137	94	101	80	35	100	265111-000	DW300-CW-DF65-32-100	11
BMT65	65	2-20 ER 32	50	5000	152	94	101	80	35	115	265127-000	DW300-CW-DF65-32-115	11.5
BMT75	75	3-26 ER 40	63	5000	115	112	112	105	45	70	275106-000	DW350-CW-DF75-40-70	14
BMT75	75	3-26 ER 40	63	5000	135	112	112	105	45	90	275109-000	DW350-CW-DF75-40-90	15.8
BMT75	75	3-26 ER 40	63	5000	170	112	112	105	45	125	275110-000	DW350-CW-DF75-40-125	19
BMT85	85	10-34 ER 50	78	5000	136	125	138	97	56	85	285110-000	DW700-CW-DF85-50-85	21.6
BMT85	85	3-26 ER 40	63	5000	161	125	135	97	47	110	285119-000	DW700-CW-DF85-40-110	23.9
BMT85	85	10-34 ER 50	78	5000	161	125	138	97	56	110	285106-000	DW700-CW-DF85-50-110	23.6

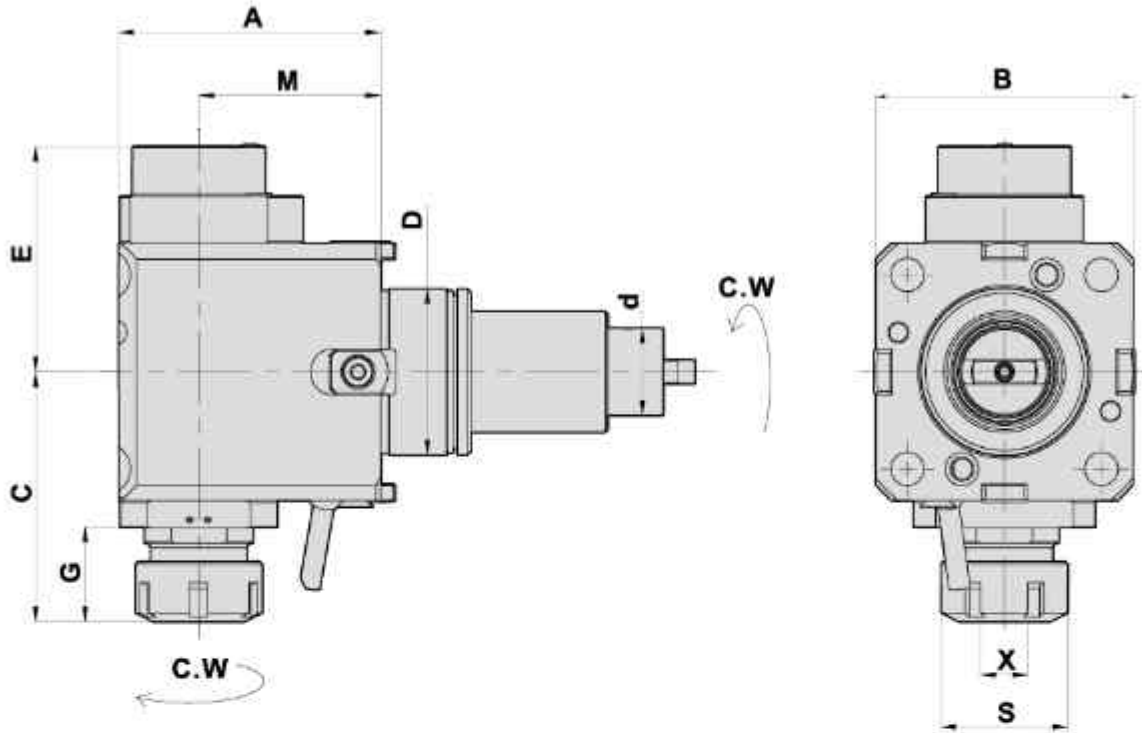
*2倍增速

RADIAL MILLING AND DRILLING HEAD

Evermore

TYPE KOREA SERIES BMT

徑向鑽銑刀座 (90°)



- To be used for collet DIN 6499
- Internal coolant supply: 50bar 中心出水
- Collet is not included

DIMENSIONS

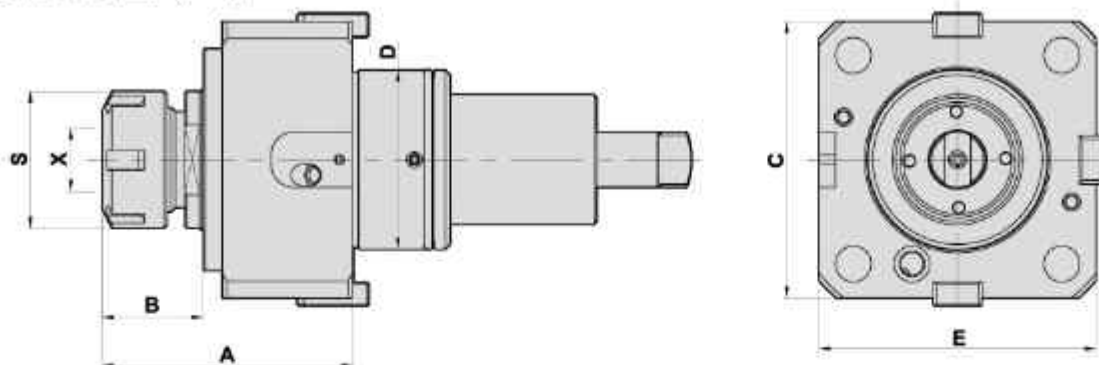
Models	D	X Capacity	S	Maximum R.P.M.	A	B	C	E	G	M	d	Code No.	Order No.	(Kg) Weight
BMT55	55	1-16 ER25	42	5000	87	85	83	75	32	60	29	255117-000	DW230-CW-DF55-25-60-Z	5.6
BMT55	55	1-16 ER25	42	5000	87	85	82	64	30	60	29	255168-000	DW230-CW-DF55-25-60-V2-Z	5.8
BMT55	55	1-16 ER25	42	5000	97	85	83	75	32	70	29	255119-000	DW230-CW-DF55-25-70-Z	6.3
BMT55	55	1-16 ER25	42	5000	97	85	82	64	30	70	29	255169-000	DW230-CW-DF55-25-70-V2-Z	6.5
BMT55	55	1-16 ER25	42	5000	112	85	83	75	31	85	29	255189-000	DW230-CW-DF55-25-85-Z	7.2
BMT55	55	1-16 ER25	42	5000	127	85	83	75	31	100	29	255101002-000	DW230-CW-DF55-25-100-Z	8.2
BMT65	65	2-20 ER32	50	5000	121	94	102	80	30	85	29	265138-000	DW300-CW-DF65-32-85-Z	10
BMT65	65	2-20 ER32	50	5000	137	94	102	80	30	100	29	265134-000	DW300-CW-DF65-32-100-Z	11.2
BMT65	65	2-20 ER32	50	5000	157	94	101	80	29	120	29	265160-000	DW300-CW-DF65-32-120-Z	12
BMT75	75	3-26 ER40	63	5000	115	112	112	105	45	70	35	275131-000	DW350-CW-DF75-40-70-Z	14
BMT75	75	3-26 ER40	63	5000	135	112	112	105	45	90	35	275132-000	DW350-CW-DF75-40-90-Z	16
BMT85	85	10-34 ER50	78	5000	136	125	138	97	56	85	40	285115-000	DW700-CW-DF85-50-85-Z	22
BMT85	85	10-34 ER50	78	5000	161	125	138	97	56	110	40	285116-000	DW700-CW-DF85-50-110-Z	24

AXIAL MILLING AND DRILLING HEAD

Evermore

TYPE KOREA SERIES BMT

軸向鑽銑刀座 (0°)



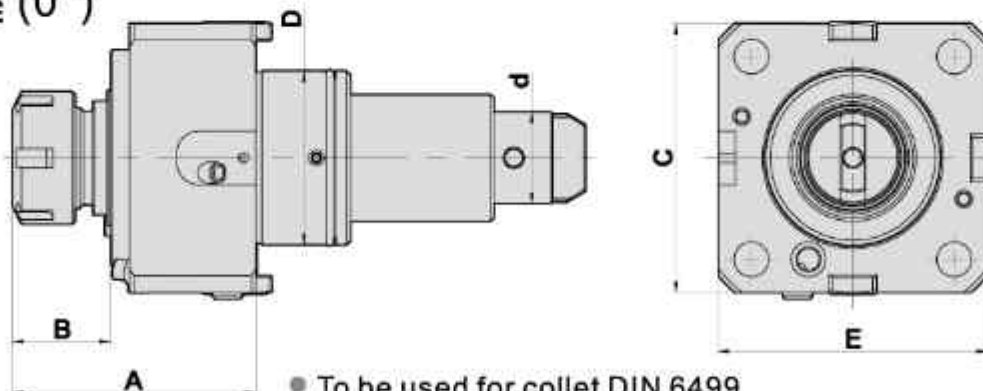
- To be used for collet DIN 6499
- Internal coolant supply: 15bar 中心出水
- Collet is not included

DIMENSIONS

Models	D	X Capacity	S	Maximum R.P.M.	A	B	C	E	Code No.	Order No.	(Kg) Weight
BMT45	45	1-13 ER20	35	6000	79	33	75	75	145107-000	DW220-CW-DA45-20	2.6
BMT55	55	1-16 ER25	42	6000	77	31.2	85	85	155107-000	DW230-CW-DA55-25	3.2
BMT55	55	2-20 ER32	50	6000	97	51	85	85	155118-000	DW230-CW-DA55-32	3.5
BMT65	65	1-16 ER25	50	6000	80	27	94	94	165147-000	DW300-CW-DA65-25	4.2
BMT65	65	2-20 ER32	50	6000	83	38	94	94	165107-000	DW300-CW-DA65-32	4
BMT65	65	3-26 ER40	63	6000	94	49	94	94	165130-000	DW300-CW-DA65-40	4.3
BMT75	75	3-26 ER40	63	6000	83	41	112	115	175107-000	DW350-CW-DA75-40	6
BMT85	85	3-26 ER40	63	6000	117	39	125	125	185114-000	DW700-CW-DA85-40	11.5
BMT85	85	10-34 ER50	78	6000	119	50	125	125	185107-000	DW700-CW-DA85-50	11.5

AXIAL MILLING AND DRILLING HEAD

軸向鑽銑刀座 (0°)



- To be used for collet DIN 6499
- Internal coolant supply: 15bar 中心出水
- Collet is not included

DIMENSIONS

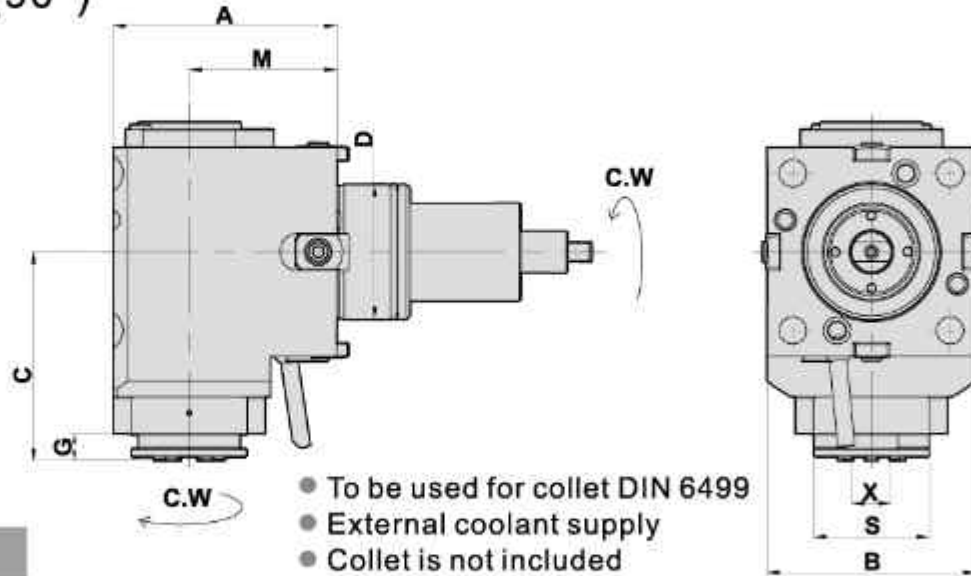
Models	D	X Capacity	S	Maximum R.P.M.	A	B	C	E	d	Code No.	Order No.	(Kg) Weight
BMT55	55	1-16 ER25	42	6000	77	31	85	85	29	155108-000	DW230-CW-DA55-ER25-Z	3.2
BMT55	55	2-20 ER32	50	6000	97	51	85	85	29	155137-000	DW230-CW-DA55-ER32-Z	3.6
BMT65	65	2-20 ER32	50	6000	83	38	94	94	29	165122-000	DW300-CW-DA65-ER32-Z	4.2
BMT85	85	10-34 ER50	78	6000	119	50	125	125	40	185117-000	DW700-CW-DA85-ER50-Z	9.3

RADIAL MILLING AND DRILLING HEAD

Evermore

TYPE KOREA SERIES BMT

徑向鑽銑刀座 (90°)



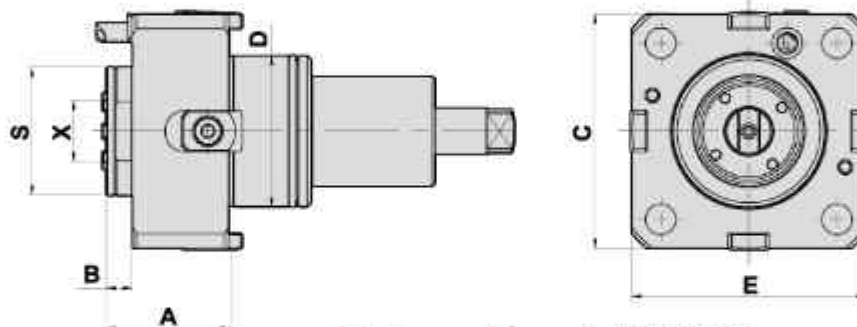
DIMENSIONS

Models	D	X Capacity	S	Maximum R.P.M.	A	B	C	G	M	Code No.	Order No.	(Kg) Weight
BMT45	45	1-13 ER20A	26	5000	95	75	69	15	65	245107-000	DW220-DF45-20A-65	4.8
BMT45	45	1-13 ER20A	26	5000	115	75	69	15	85	245109-000	DW220-DF45-20A-85	5.5
BMT55	55	1-16 ER25A	30	5000	91	85	85	11	60	255130-000	DW230-DF55-25A-60	6.2
BMT55	55	1-16 ER25A	30	5000	91	85	82	11	60	255141-000	* DW230-DF55-25A-60-TA	6.2
BMT55	55	1-16 ER25A	30	10000	91	85	87.5	13.5	60	255153-000	** DW230-DF55-25A-60I	6.2
BMT55	55	1-16 ER25A	30	5000	101	85	85	11	70	255126-000	DW230-DF55-25A-70	6.7
BMT55	55	1-16 ER25A	30	5000	101	85	82	11	70	255142-000	* DW230-DF55-25A-70-TA	6.7
BMT55	55	2-20 ER32A	38	5000	101	85	88.5	14.5	70	255127-000	DW230-DF55-32A-70	6.7
BMT55	55	2-20 ER32A	38	5000	116	85	88.5	14.5	85	255165-000	DW230-DF55-32A-85	7.8
BMT65	65	2-20 ER32A	38	5000	112	94	93	14	72	265128-000	* DW300-DF65-32A-72-TA	9.2

AXIAL MILLING AND DRILLING HEAD

*重切削 HEAVY CUTTING
**2倍增速

軸向鑽銑刀座 (0°)



DIMENSIONS

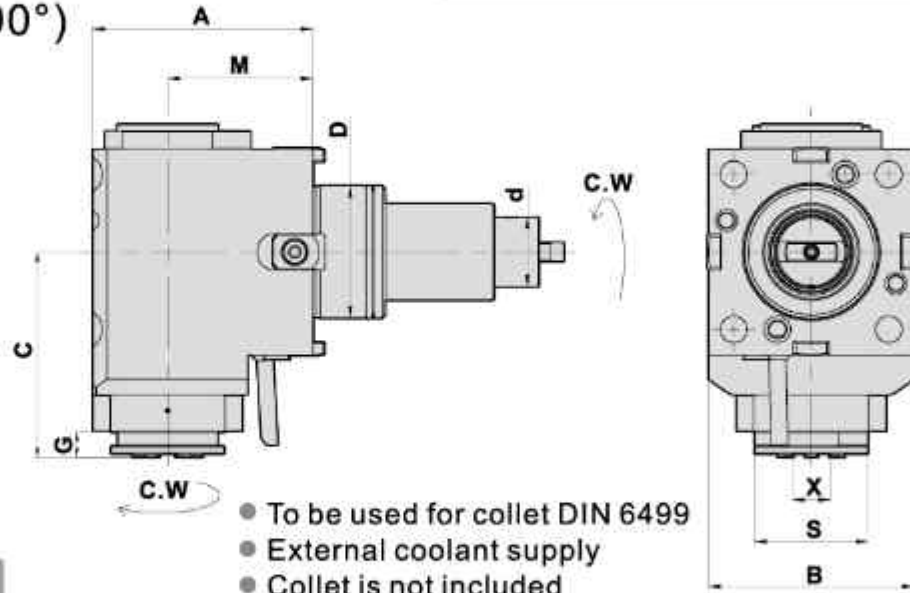
Models	D	X Capacity	S	Maximum R.P.M.	A	B	C	E	-	Code No.	Order No.	(Kg) Weight
BMT45	45	1-13 ER20A	26	6000	52	14	75	75	-	145105-000	DW220-DA45-ER20A	2
BMT55	55	1-16 ER25A	30	6000	46	11	85	85	-	155112-000	DW230-DA55-ER25A	2.7

RADIAL MILLING AND DRILLING HEAD

Evermore

TYPE KOREA SERIES BMT

徑向鑽銑刀座 (90°)



- To be used for collet DIN 6499
- External coolant supply
- Collet is not included

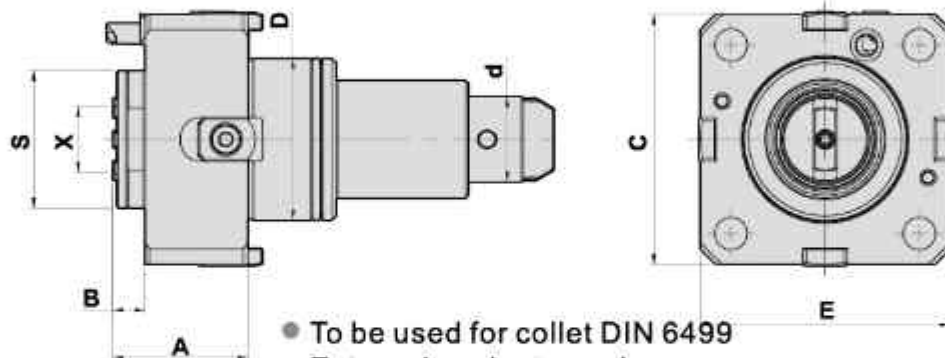
DIMENSIONS

Models	D	X Capacity	S	Maximum R.P.M.	A	B	C	G	M	d	Code No.	Order No.	(Kg) Weight
BMT55	55	1-16 ER25A	30	5000	91	85	85	11	60	29	255132-000	DW230-DF55-25A-60-Z	6.5
BMT55	55	1-16 ER25A	30	10000	91	85	87.5	13.5	60	29	255162-000	** DW230-DF55-25A-60I-Z	6.4
BMT55	55	1-16 ER25A	30	5000	101	85	85	11	70	29	255128-000	DW230-DF55-25A-70-Z	6.5
BMT55	55	1-16 ER25A	30	5000	101	85	86	15	70	29	255145-000	*DW230-DF55-25A-70-TA-Z	7.1
BMT55	55	1-16 ER25A	30	5000	116	85	85	11	85	29	255138-000	DW230-DF55-25A-85-Z	8.3
BMT55	55	1-20 ER32A	38	5000	101	85	88	14	70	29	255129-000	DW230-DF55-32A-70-Z	7
BMT75	75	3-26 ER40A	47	5000	135	112	100	29	70	35	275129-000	DW350-DF75-40A-70-Z	14
BMT75	75	3-26 ER40A	47	5000	135	112	100	29	90	35	275128-000	DW350-DF75-40A-90-Z	15.6

*重切削 HEAVY CUTTING
**2倍增速

AXIAL MILLING AND DRILLING HEAD

軸向鑽銑刀座 (0°)



- To be used for collet DIN 6499
- External coolant supply
- Collet is not included

DIMENSIONS

Models	D	X Capacity	S	Maximum R.P.M.	A	B	C	E	d	Code No.	Order No.	(Kg) Weight
BMT55	55	1-16 ER25A	30	6000	46	11	85	85	29	155113-000	DW230-DA55-ER25A-Z	2.8
BMT55	55	1-16 ER25A	30	6000	76	15	85	85	29	155124-000	*DW230-DA55-ER25A-TA-Z	4.2
BMT75	75	3-26 ER40A	47	6000	78	28	115	115	35	175108-000	DW350-DA75-ER40A-Z	6.9

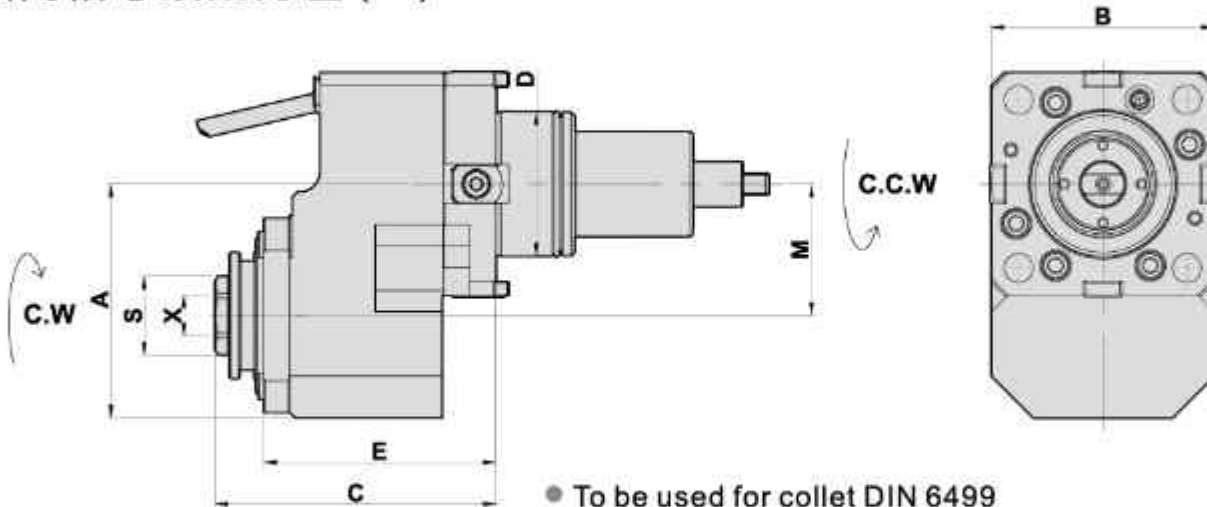
*重切削 HEAVY CUTTING

AXIAL MILLING AND DRILLING HEAD OFFSET

Evermore

TYPE KOREA SERIES BMT

軸向偏心鑽銑刀座 (0°)



- To be used for collet DIN 6499
- External coolant supply
- Collet is not included

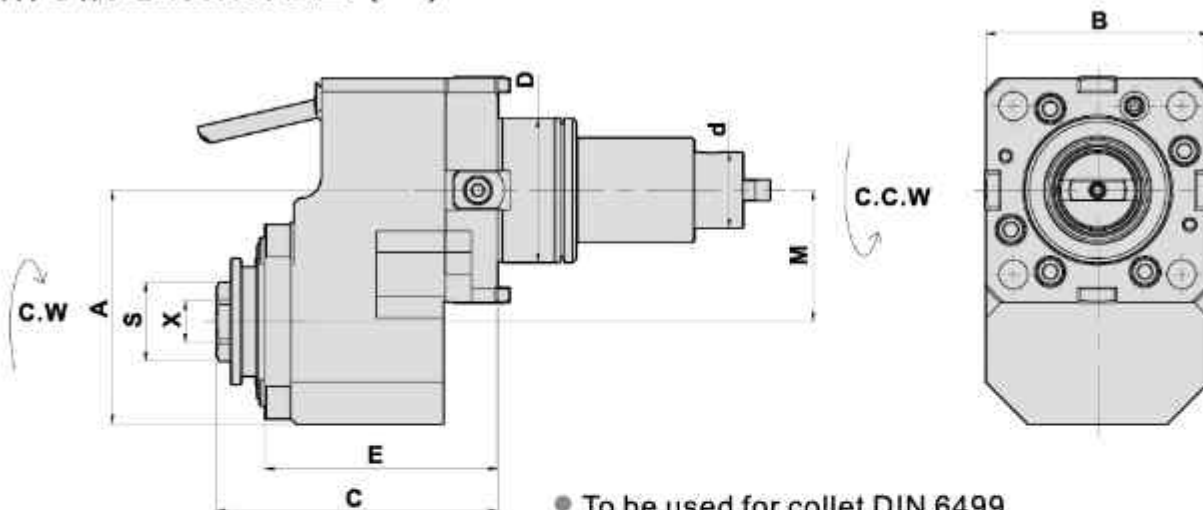
DIMENSIONS

Models	D	X Capacity	S	Maximum R.P.M.	A	B	C	E	M	Code No.	Order No.	(Kg) Weight
BMT55	55	1-16 ER25AC	30	12000	84	85	107	91	45	155128-000	* DW230-DA55-25A-45I	6.2

*2倍増速

AXIAL MILLING AND DRILLING HEAD OFFSET

軸向偏心鑽銑刀座 (0°)



- To be used for collet DIN 6499
- External coolant supply
- Collet is not included

DIMENSIONS

Models	D	X Capacity	S	Maximum R.P.M.	A	B	C	E	M	d	Code No.	Order No.	(Kg) Weight
BMT55	55	1-16 ER25AC	30	5000	89	85	107	89	50	29	155127-000	DW230-DA55-25A-50-Z	6.6
BMT55	55	1-16 ER25AC	30	12000	84	85	107	91	45	29	155133-000	* DW230-DA55-25A-45I-Z	6.3

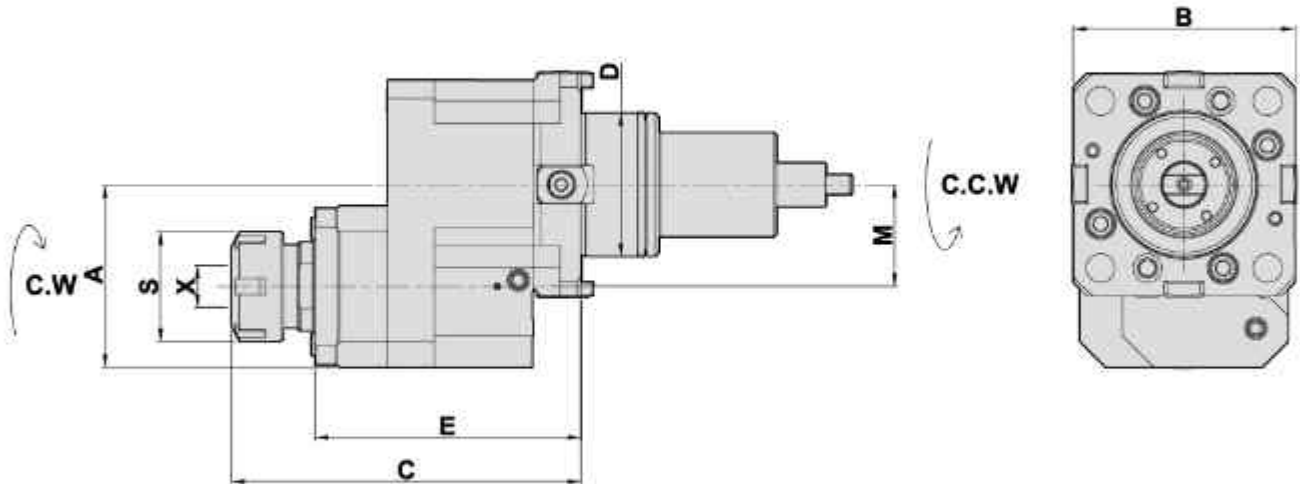
*2倍増速

AXIAL MILLING AND DRILLING HEAD OFFSET

Evermore

TYPE KOREA SERIES BMT

軸向偏心鑽銑刀座 (0°)



- To be used for collet DIN 6499
- Internal coolant supply: 30bar 中心出水
- Collet is not included

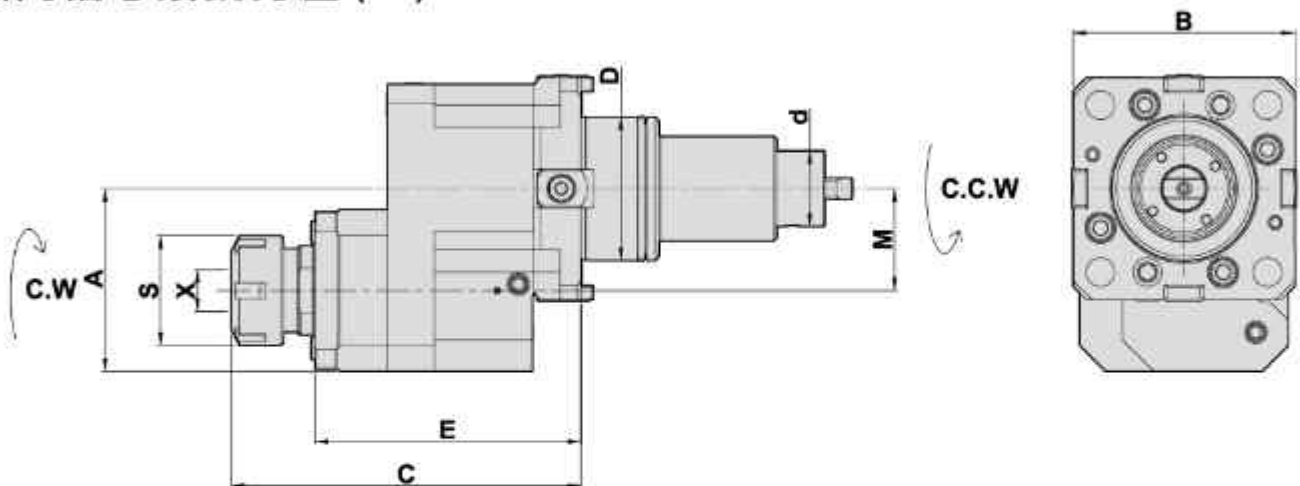
DIMENSIONS

Models	D	X Capacity	S	Maximum R.P.M.	A	B	C	E	M	Code No.	Order No.	(Kg) Weight
BMT55	55	1-16 ER25	42	12000	70	85	134	102	39	155119-000	* DW230-CW-DA55-25-39I	5.4

*2倍增速

AXIAL MILLING AND DRILLING HEAD OFFSET

軸向偏心鑽銑刀座 (0°)



- To be used for collet DIN 6499
- Internal coolant supply: 30bar 中心出水
- Collet is not included

DIMENSIONS

Models	D	X Capacity	S	Maximum R.P.M.	A	B	C	E	M	d	Code No.	Order No.	(Kg) Weight
BMT55	55	1-16 ER25	42	12000	70	85	134	102	39	29	155148-000	* DW230-CW-DA55-25-39I-Z	5.4

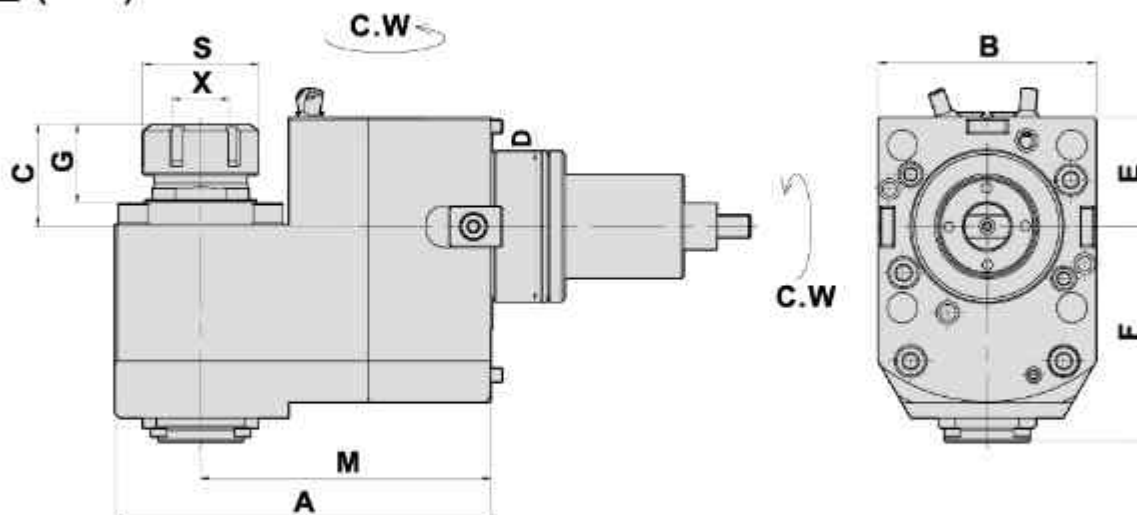
*2倍增速

RADIAL MILLING AND DRILLING HEAD OFFSET

Evermore

TYPE KOREA SERIES BMT

後縮型 (90°)



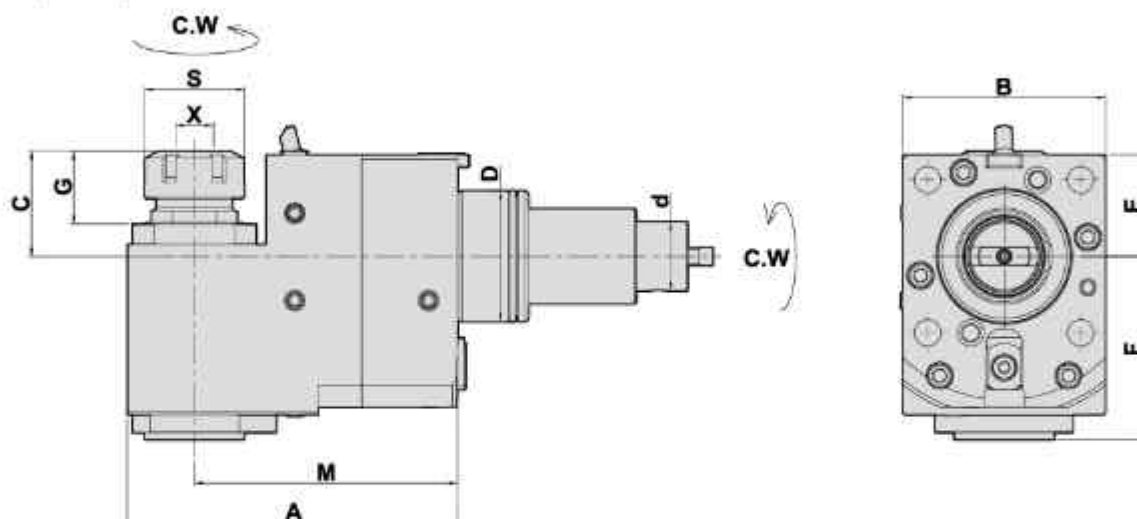
- To be used for collet DIN 6499
- External coolant supply
- Collet is not included

DIMENSIONS

Models	D	X Capacity	S	Maximum R.P.M.	A	B	C	E	F	G	M	Code No.	Order No.	(Kg) Weight
BMT45	45	1-13 ER20	35	5000	114	75	43	37.5	75	29	85	245117-000	DW220-DB45-20-85	5.9
BMT55	55	1-16 ER25	42	5000	113	85	44	42.5	77	31	85	255173-000	DW230-DB55-25-85	7.5
BMT65	65	2-20 ER32	50	5000	162	94	44	47	93	34	125	265109-000	DW300-DB65-32-125	12.4

RADIAL MILLING AND DRILLING HEAD OFFSET

後縮型 (90°)



- To be used for collet DIN 6499
- External coolant supply
- Collet is not included

DIMENSIONS

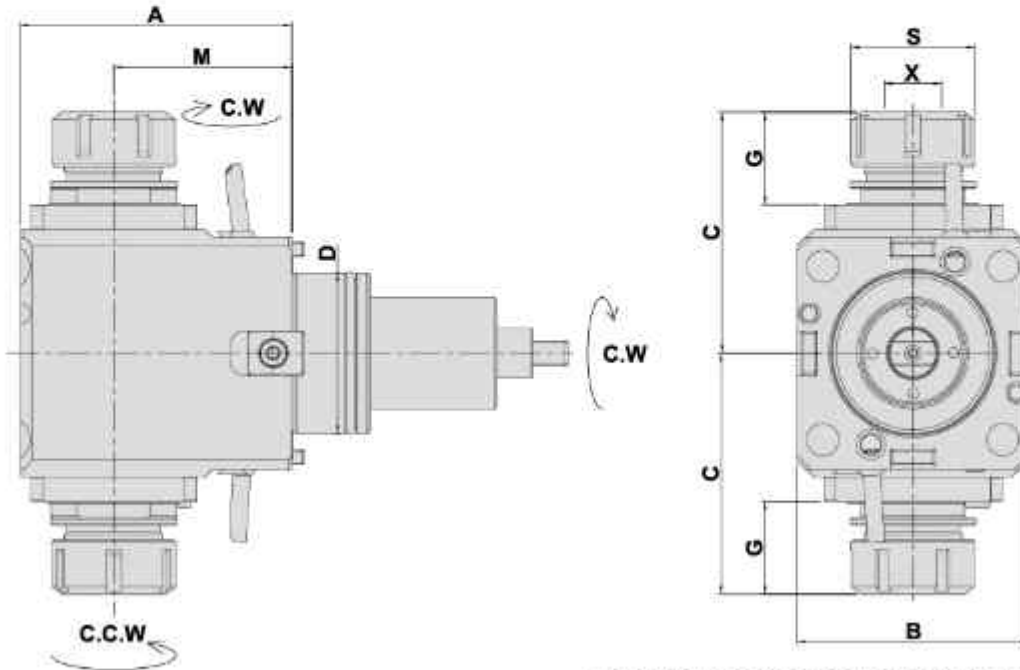
Models	D	X Capacity	S	Maximum R.P.M.	A	B	C	E	F	G	M	d	Code No.	Order No.	(Kg) Weight
BMT55	55	1-16 ER25	42	5000	113	85	44	42.5	77	31	85	29	255179-000	DW230-DB55-25-85-Z	7.5

RADIAL MILLING AND DRILLING HEAD DOUBLE HEADS

Evermore

TYPE KOREA SERIES BMT

徑向雙頭鑽銑刀座 (90°)



- To be used for collet DIN 6499
- External coolant supply
- Collet is not included

DIMENSIONS

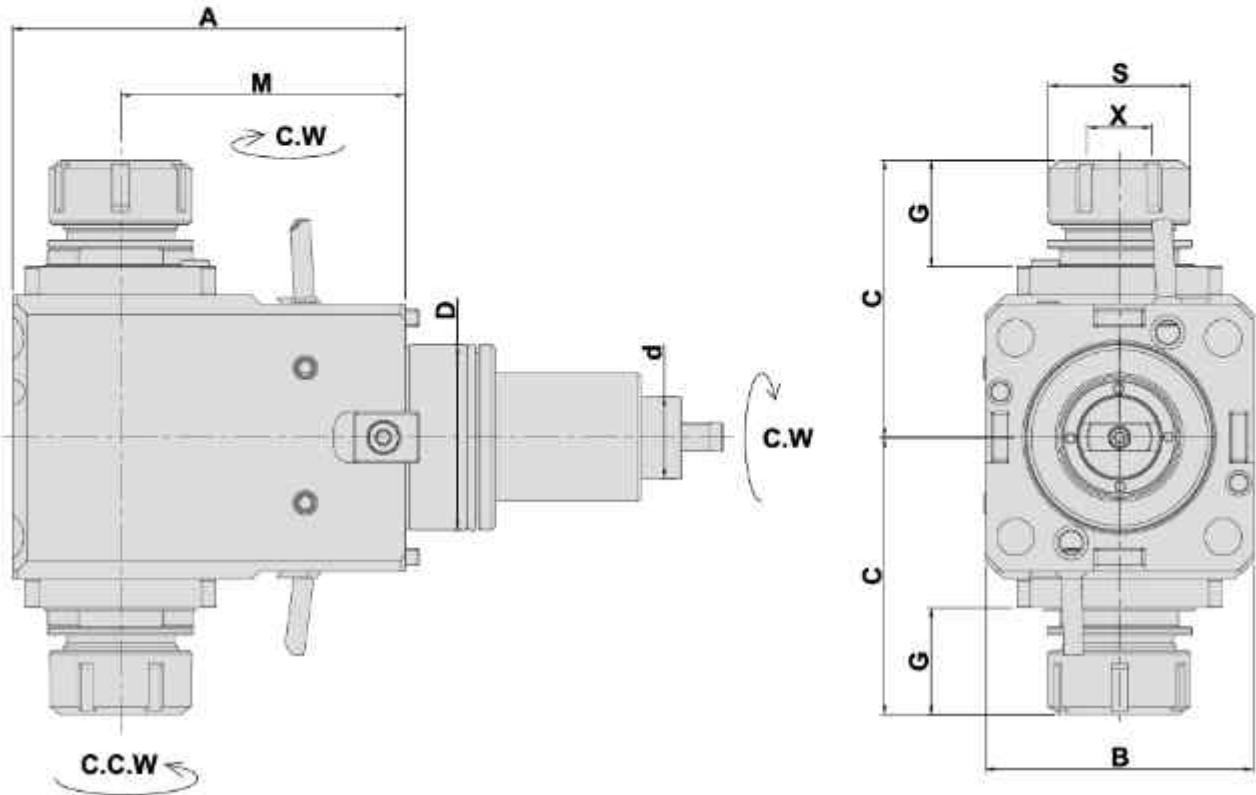
Models	D	X Capacity	S	Maximum R.P.M.	A	B	C	G	M	Code No.	Order No.	(Kg) Weight
BMT45	45	1-13 ER 20	35	5000	95	75	85	30	65	245111-000	DW220-DF45-20-65D	5.2
BMT45	45	1-13 ER 20	35	5000	115	75	85	30	85	245110-000	DW220-DF45-20-85D	6.1
BMT55	55	1-16 ER 25	42	5000	95	85	91	31	60	255103-000	DW230-DF55-25-60D	6.5
BMT55	55	1-16 ER 25	42	5000	105	85	91	31	70	255108-000	DW230-DF55-25-70D	7.1
BMT55	55	1-16 ER 25	42	5000	120	85	91	31	85	255135-000	DW230-DF55-25-85D	8.3
BMT65	65	2-20 ER 32	50	5000	110	94	98	38	72	265108-000	DW300-DF65-32-72D	8.7
BMT65	65	2-20 ER 32	50	5000	123	94	98	38	85	265103-000	DW300-DF65-32-85D	9.5
BMT65	65	2-20 ER 32	50	5000	138	94	98	38	100	265115-000	DW300-DF65-32-100D	10.8
BMT65	65	2-20 ER 32	50	5000	152	94	98	38	115	265122-000	DW300-DF65-32-115D	11.5

RADIAL MILLING AND DRILLING HEAD DOUBLE HEADS

Evermore

TYPE KOREA SERIES BMT

徑向雙頭鑽銑刀座 (90°)



- To be used for collet DIN 6499
- External coolant supply
- Collet is not included

DIMENSIONS

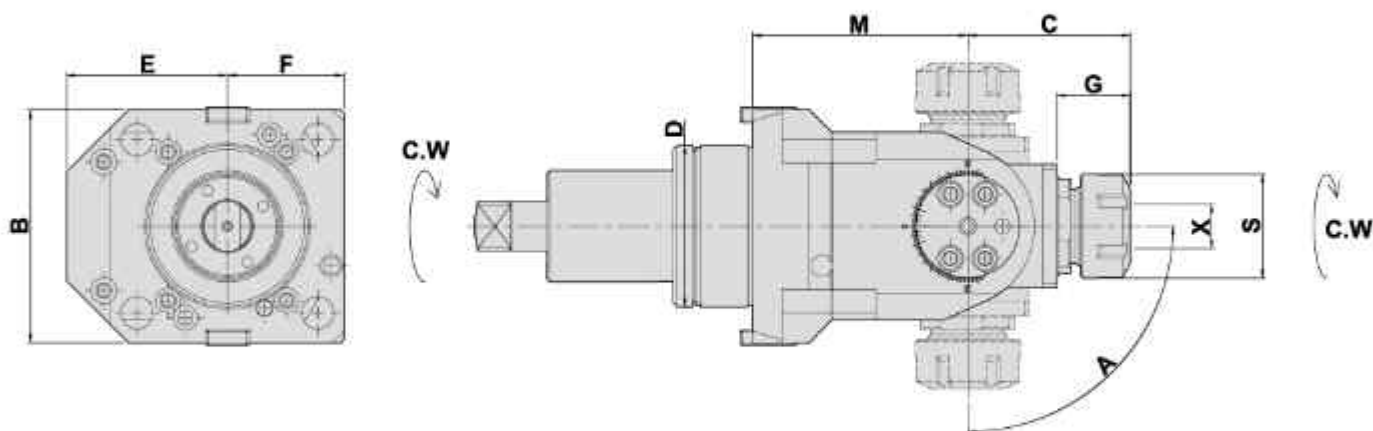
Models	D	X Capacity	S	Maximum R.P.M.	A	B	C	G	M	d	Code No.	Order No.	(Kg) Weight
BMT55	55	1-16 ER25	42	5000	105	85	91	31	70	29	255113-000	DW230-DF55-25-70D-Z	7.5
BMT55	55	1-16 ER25	42	5000	120	85	91	31	85	29	255171-000	DW230-DF55-25-85D-Z	8.3
BMT65	65	2-20 ER32	50	5000	110	94	98	38	72	29	265143-000	DW300-DF65-32-72D-Z	9.2
BMT65	65	2-20 ER32	50	5000	123	94	98	38	85	29	265137-000	DW300-DF65-32-85D-Z	10
BMT65	65	2-20 ER32	50	5000	138	94	98	38	100	29	265132-000	DW300-DF65-32-100D-Z	11.1

ANGULAR HEAD

Evermore

TYPE KOREA SERIES BMT

萬向鑽銑刀座



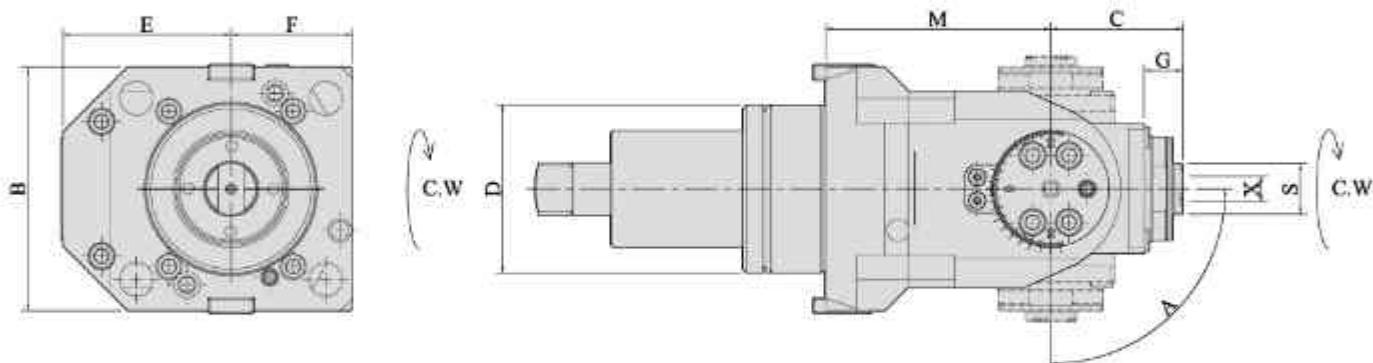
DIMENSIONS

- To be used for collet DIN 6499
- External coolant supply
- Collet is not included

Models	D	X Capacity	S	Maximum R.P.M.	A	B	C	E	F	G	M	Code No.	Order No.	(Kg) Weight
BMT45	45	1-13 ER20	35	5000	±90°	77	59	38	53	29	69	145102-000	DW220-DA45-20B	3.8
BMT55	55	1-13 ER20	35	5000	±90°	90	59	53	43	29	72	155115-000	DW230-DA55-20B	4.8
BMT55	55	1-16 ER25	42	5000	±90°	90	66	66	49	29	87	155153-000	DW230-DA55-25B	7.2
BMT65	65	1-16 ER25	42	5000	±90°	94	66	65	47	29	87	165115-000	DW300-DA65-25B	6.8
BMT75	75	2-20 ER32	50	5000	±90°	115	93	85	58	36	108	175115-000	DW350-DA75-32B	16
BMT85	85	3-26 ER40	63	5000	±90°	125	95	85	63	38	113	185115-000	DW700-DA85-40B	19

ANGULAR HEAD

萬向鑽銑刀座



DIMENSIONS

- To be used for collet DIN 6499
- External coolant supply
- Collet is not included

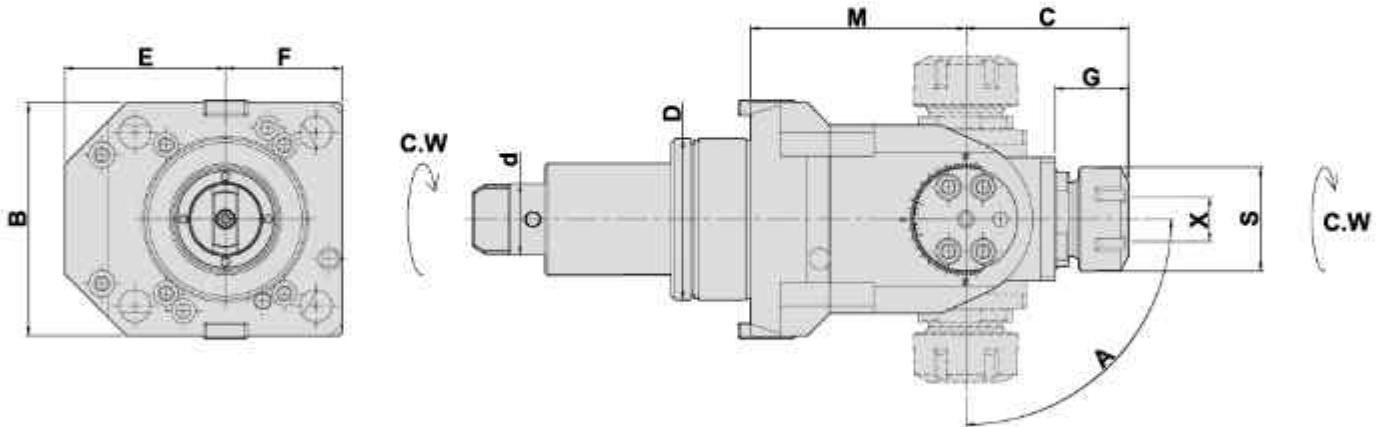
Models	D	X Capacity	S	Maximum R.P.M.	A	B	C	E	F	G	M	Code No.	Order No.	(Kg) Weight
BMT65	65	1-10 ER16AC	20	5000	±90°	94	51	65	47	15	87	165116-000	DW300-DA65-16BAC	6.7

ANGULAR HEAD

Evermore

TYPE KOREA SERIES BMT

萬向鑽銑刀座



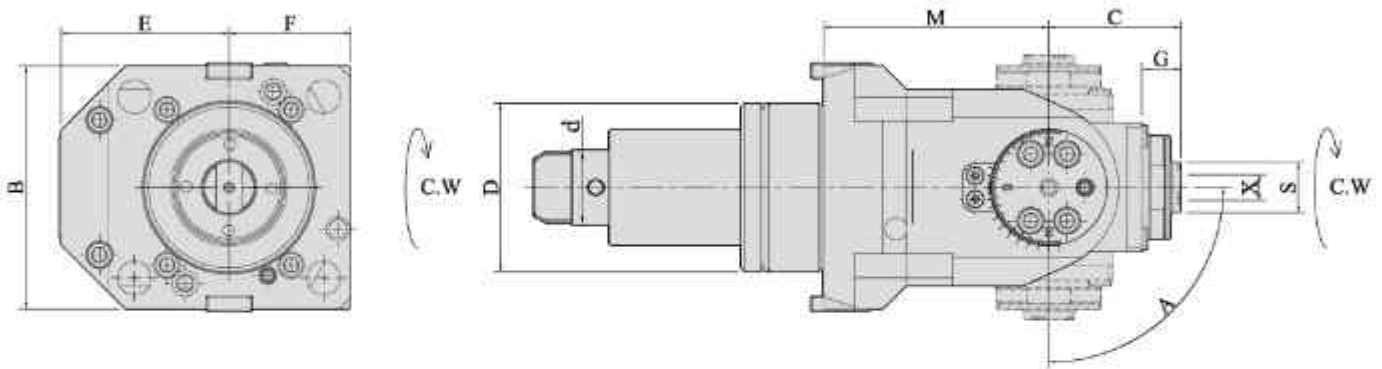
- To be used for collet DIN 6499
- External coolant supply
- Collet is not included

DIMENSIONS

Models	D	X Capacity	S	Maximum R.P.M.	A	B	C	E	F	G	M	Code No.	Order No.	(Kg) Weight
BMT55	55	1-13 ER20	35	5000	±90°	90	59	53	43	29	72	155116-000	DW230-DA55-20B-Z	4.8
BMT55	55	1-16 ER25	42	5000	±90°	100	66	65.5	49	29	87	155120-000	DW230-DA55-25B-Z	7.2
BMT65	65	1-16 ER25	42	5000	±90°	94	66	65.5	47	29	87	165132-000	DW300-DA65-25B-Z	6.9

ANGULAR HEAD

萬向鑽銑刀座



- To be used for collet DIN 6499
- External coolant supply
- Collet is not included

DIMENSIONS

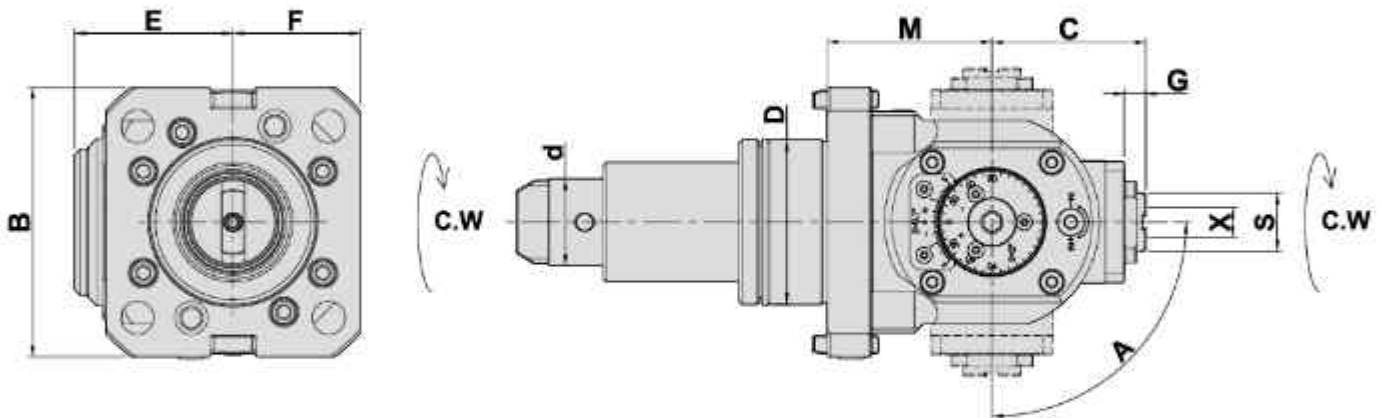
Models	D	X Capacity	S	Maximum R.P.M.	A	B	C	E	F	G	M	d	Code No.	Order No.	(Kg) Weight
BMT65	65	1-10 ER16AC	20	5000	±90°	94	51	65.5	47	15	87	29	165133-000	DW300-DA65-16BAC-Z	6.7

ANGULAR HEAD

Evermore

TYPE KOREA SERIES BMT

萬向鑽銑刀座



角度可使用扳手微調
The angle can be adjusted by wrench.

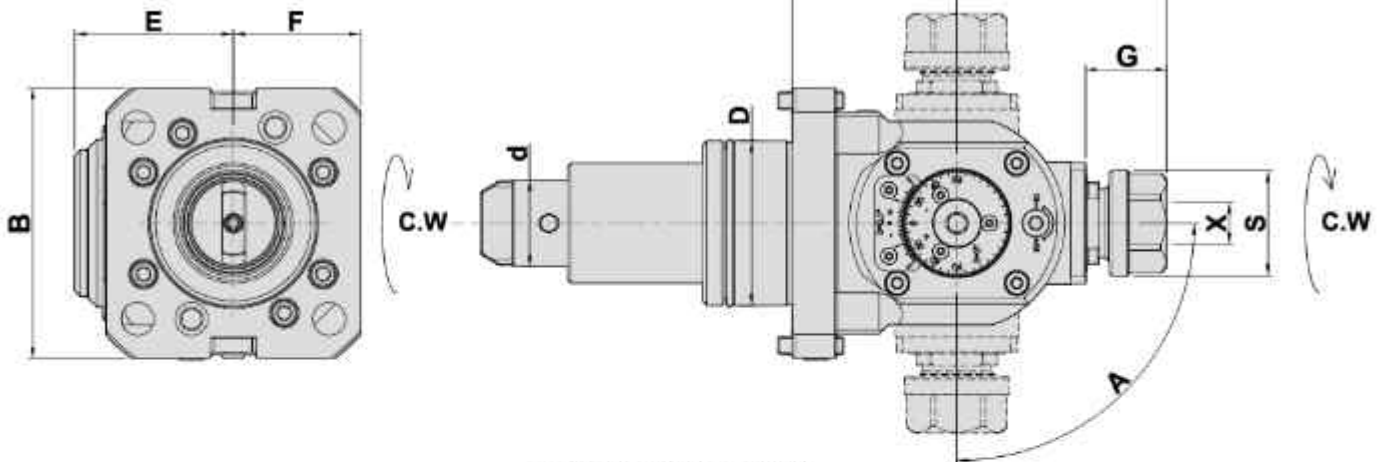
- To be used for collet DIN 6499
- External coolant supply
- Collet is not included

DIMENSIONS

Models	D	X Capacity	S	Maximum R.P.M.	A	B	C	E	F	G	M	d	Code No.	Order No.	(Kg) Weight
BMT55	55	1-10 ER16AC	20	5000	±90°	90	51.5	53	43	7.3	55	29	155135-000	DW230-DA55-16BAC-FT-Z	4.4

ANGULAR HEAD

萬向鑽銑刀座



角度可使用扳手微調
The angle can be adjusted by wrench.

- To be used for collet DIN 6499
- External coolant supply
- Collet is not included

DIMENSIONS

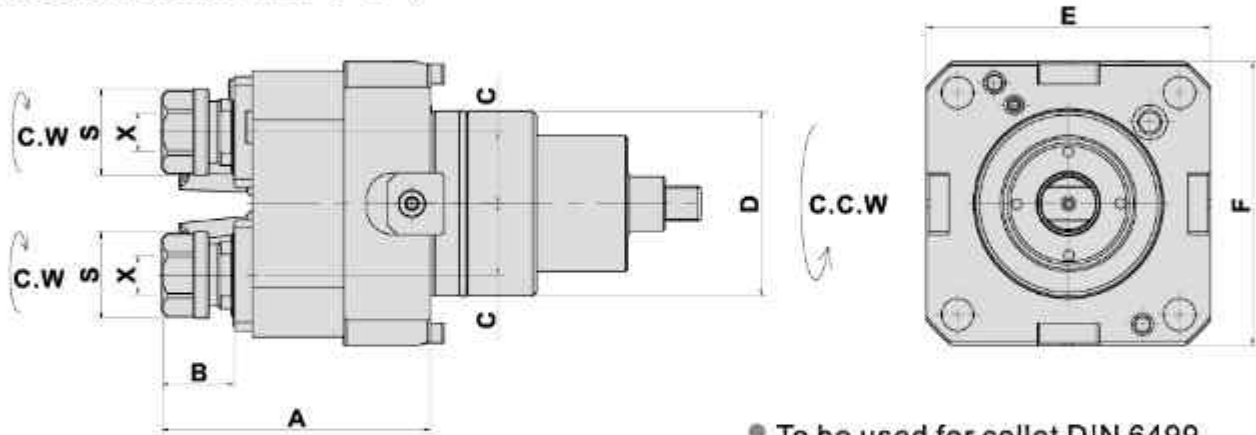
Models	D	X Capacity	S	Maximum R.P.M.	A	B	C	E	F	G	M	d	Code No.	Order No.	(Kg) Weight
BMT55	55	1-13 ER20	35	5000	±90°	90	70	53	43	27	55	29	155142-000	DW230-DA55-20B-FT-Z	4.4
BMT65	65	1-16 ER25	42	5000	±90°	94	80	69	47	29	73	29	165148-000	DW300-DA65-25B-FT-Z	7.9

AXIAL MILLING AND DRILLING HEAD DOUBLE HEADS

Evermore

TYPE KOREA SERIES BMT

軸向雙頭鑽銑刀座 (0°)



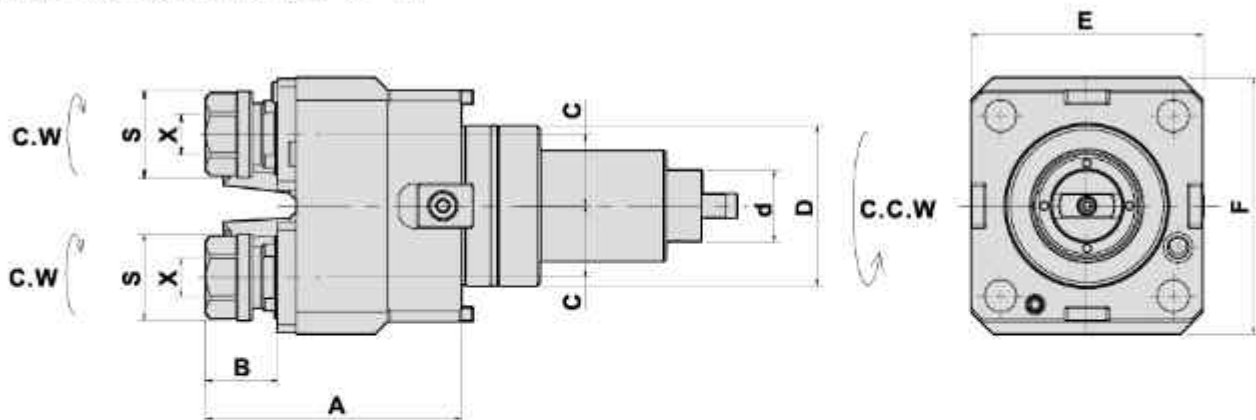
- To be used for collet DIN 6499
- External coolant supply
- Collet is not included

DIMENSIONS

Models	D	X Capacity	S	Maximum R.P.M.	A	B	C	E	F	Code No.	Order No.	(Kg) Weight
BMT45	45	1-10 ER16	28	6000	86	27	24	96	84	145109-000	DW220-DA45-16DY	3.7
BMT55	55	1-11 ER16	28	6000	86	27	24	96	85	155103-000	DW230-DA55-16DY	4.1
BMT55	55	1-16 ER25	42	6000	87	29	24	94	98	155152-000	DW230-DA55-25DY	4.5
BMT65	65	1-13 ER20	35	6000	104	29	29	94	104	165109-000	DW300-DA65-20DY	6
BMT65	65	1-16 ER25	42	6000	110	36	29	94	104	165134-000	DW300-DA65-25DY	6.3
BMT75	75	1-13 ER20	35	6000	109	29	29	115	115	175102-000	DW350-DA75-20DY	7.8

AXIAL MILLING AND DRILLING HEAD DOUBLE HEADS

軸向雙頭鑽銑刀座 (0°)



- To be used for collet DIN 6499
- External coolant supply
- Collet is not included

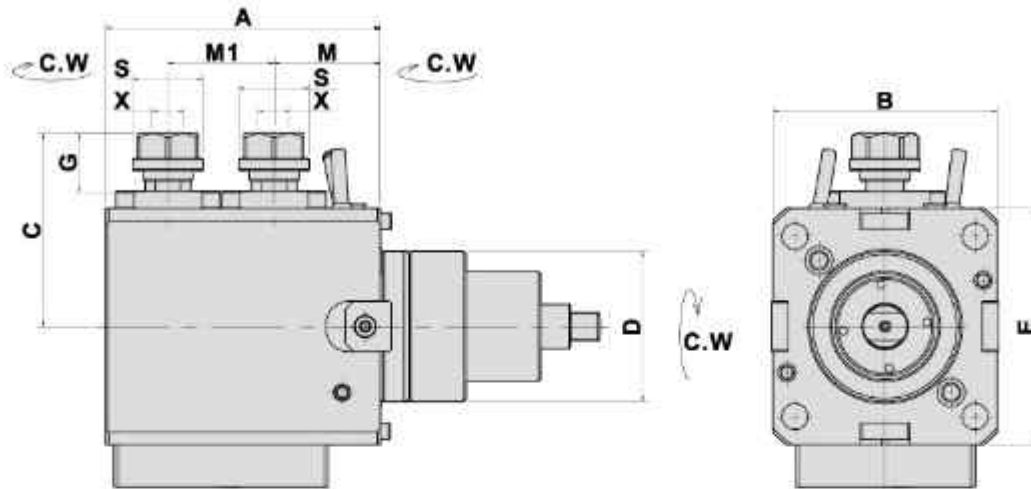
DIMENSIONS

Models	D	X Capacity	S	Maximum R.P.M.	A	B	C	E	F	d	Code No.	Order No.	(Kg) Weight
BMT55	55	1-11 ER16	28	6000	86	27	24	96	85	29	155141-000	DW230-DA55-16DY-Z	4.1
BMT55	55	1-16 ER25	42	6000	87	29	24	94	98	29	155139-000	DW230-DA55-25DY-Z	4.6
BMT65	65	1-13 ER20	35	6000	104	29	29	94	104	29	165125-000	DW300-DA65-20DY-Z	6.3

AXIAL MILLING AND DRILLING HEAD DOUBLE HEADS

TYPE KOREA SERIES BMT

徑向雙頭鑽銑刀座 (90°)



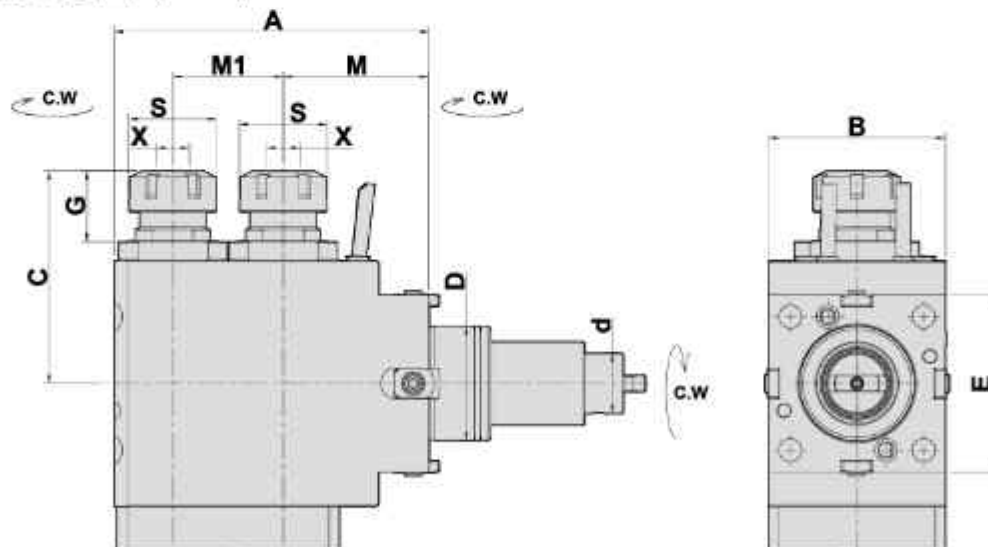
- To be used for collet DIN 6499
- External coolant supply
- Collet is not included

DIMENSIONS

Models	D	X Capacity	S	Maximum R.P.M.	A	B	C	E	G	M	M1	Code No.	Order No.	(Kg) Weight
BMT55	55	1-13 ER20	35	5000	151	85	98	85	30	70	53	255118-000	DW230-DF55-20-2-123	11.5
BMT75	75	1-13 ER20	35	5000	137	112	98	118	30	53	53	275116-000	DW350-DF75-20-2-106	15

RADIAL MILLING AND DRILLING HEAD DOUBLE HEADS

徑向雙頭鑽銑刀座 (90°)



- To be used for collet DIN 6499
- External coolant supply
- Collet is not included

DIMENSIONS

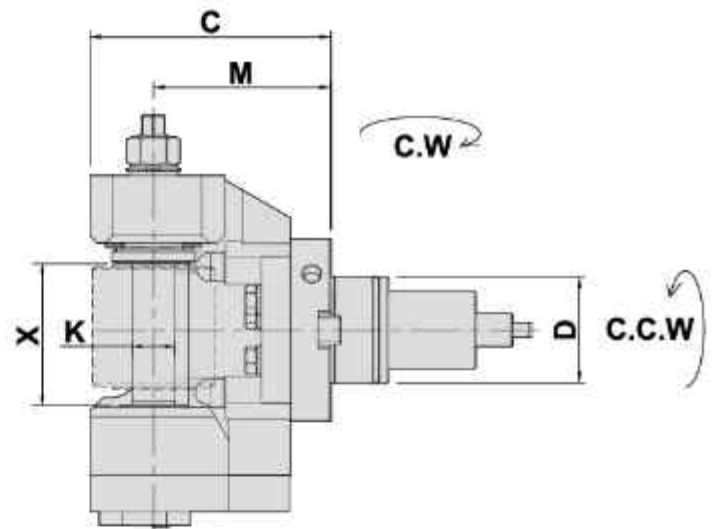
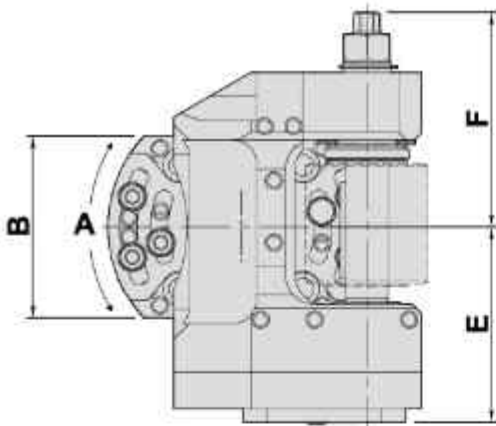
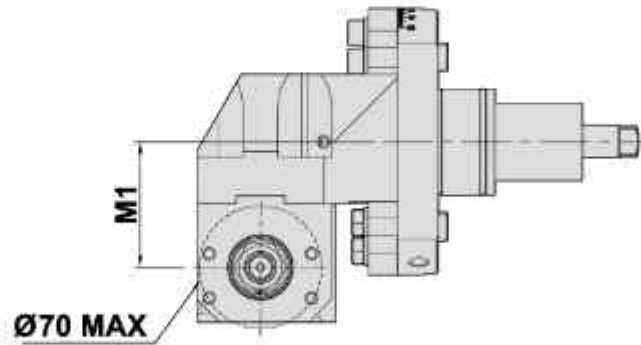

Models	D	X Capacity	S	Maximum R.P.M.	A	B	C	E	G	M	M1	d	Code No.	Order No.	(Kg) Weight
BMT55	55	1-16 ER25	42	5000	151	85	102	85	34	70	53	29	255101012-000	DW230-DF55-25-2-123-Z	12.1

DRIVEN GEAR HOBBER

Evermore

TYPE KOREA SERIES BMT

滾齒刀座



• External coolant supply

DIMENSIONS

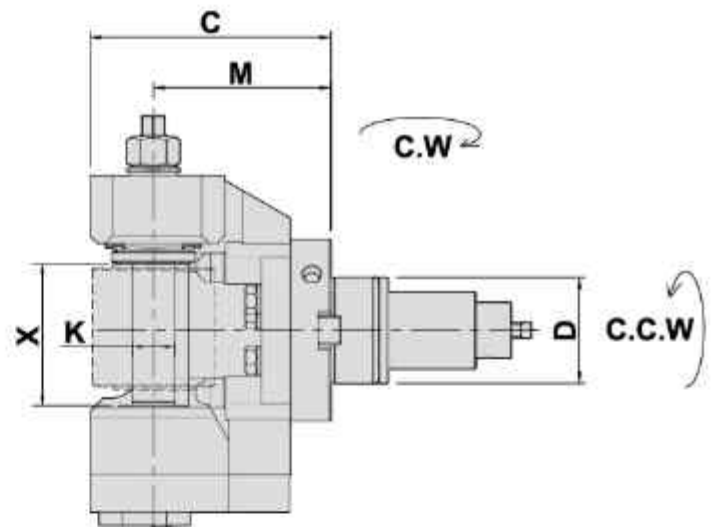
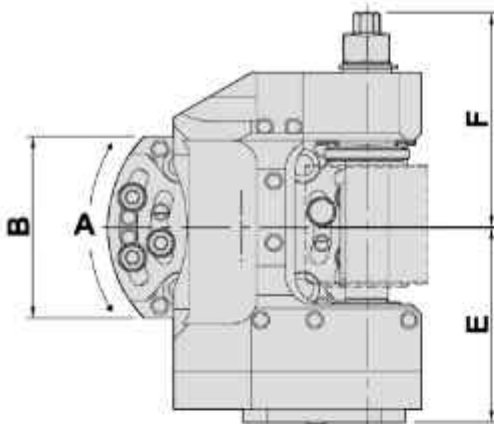
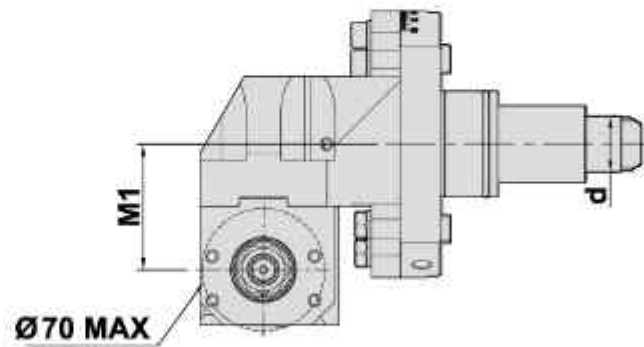
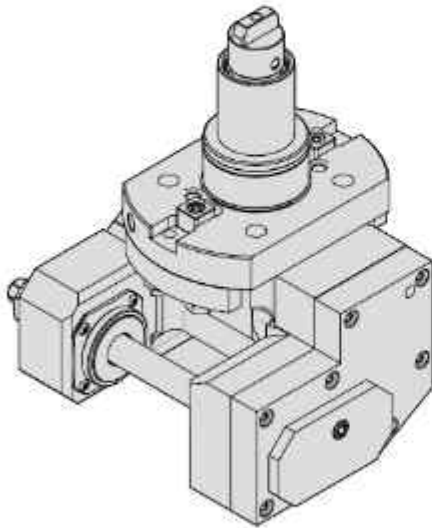
Models	D	X	Maximum R.P.M.	A	B	C	E	F	K	M	M1	Code No.	Order No.	(Kg) Weight
BMT55	55	73	4000	±20°	94	125	101	111	16	92	65	255147-000	DW230-DF55-16C-65-92	12.3
BMT55	55	73	4000	±20°	94	125	101	111	22	92	65	255133-000	DW230-DF55-22C-65-92	12.3
BMT65	65	77	4000	±20°	94	125	101	111	22	92	65	265114-000	DW300-DF65-22C-65-92	13
BMT75	75	79	4000	±30°	115	139	101	111	22	106	65	275119-000	DW350-DF75-22C-65-106	17.5

DRIVEN GEAR HOBBER

Evermore

TYPE KOREA SERIES BMT

滾齒刀座



• External coolant supply

DIMENSIONS

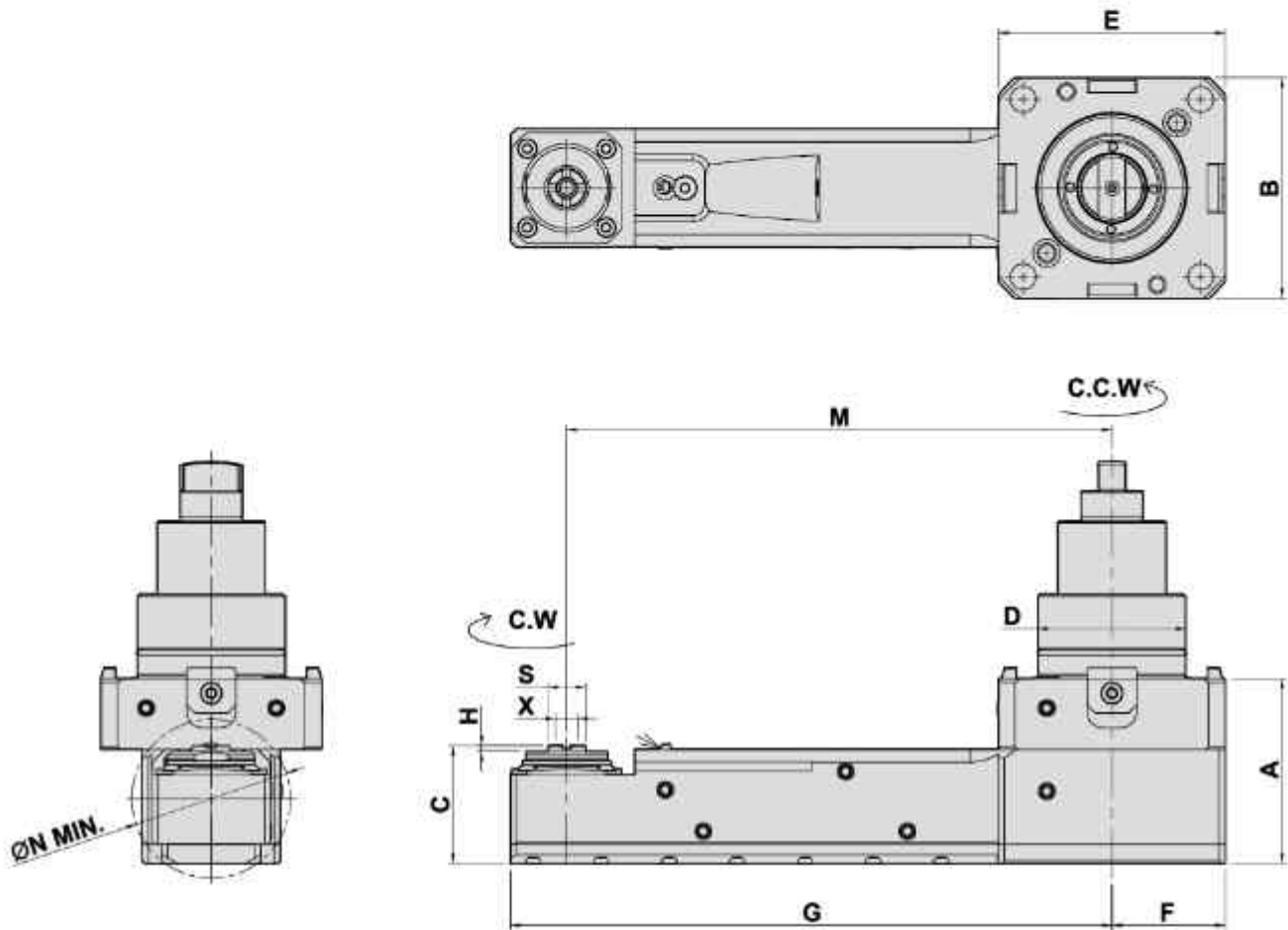
Models	D	X	Maximum R.P.M.	A	B	C	E	F	K	M	M1	d	Code No.	Order No.	(Kg) Weight
BMT55	55	73	4000	±20°	94	125	101	111	16	92	65	29	255148-000	DW230-DF55-16C-65-92-Z	12.3
BMT55	55	73	4000	±20°	94	125	101	111	22	92	65	29	255101011-000	DW230-DF55-22C-65-92-Z	12.3
BMT65	65	77	4000	±20°	94	125	101	111	22	92	65	29	265146-000	DW300-DF65-22C-65-92-Z	13

AXIAL MILLING AND DRILLING HEAD OFFSET

Evermore

TYPE KOREA SERIES BMT

軸向偏心鑽銑刀座(0°)



● External coolant supply

DIMENSIONS

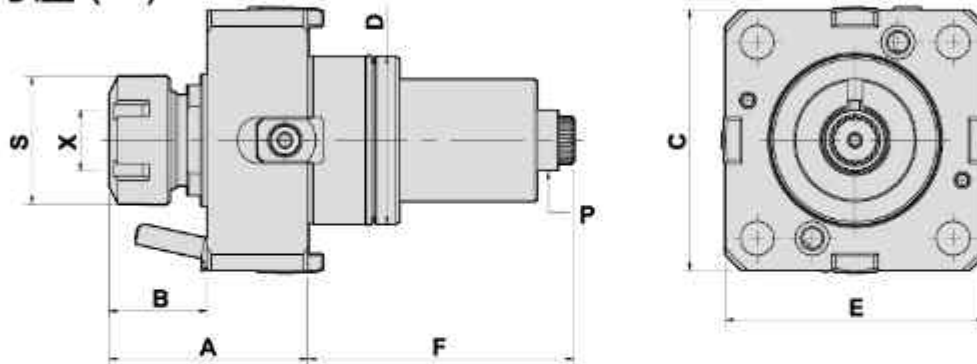
Models	D	X Capacity	S	Maximum R.P.M.	A	B	C	E	F	G	H	M	N (MIN.)	Code No.	Order No.	(Kg) Weight
BMT75	75	1-10 ER16	19.5	5000	94	112	60	115	57.5	305	3	276.5	80	175114-000	DW350-DA75-16A-276	14.5
BMT75	75	1-10 ER16	19.5	5000	94	112	60	115	57.5	270.5	3	242	72	175120-000	DW350-DA75-16A-242	12.8

AXIAL MILLING AND DRILLING HEAD

Evermore

TYPE DAEWOO-5480

軸向鑽銑刀座 (0°)



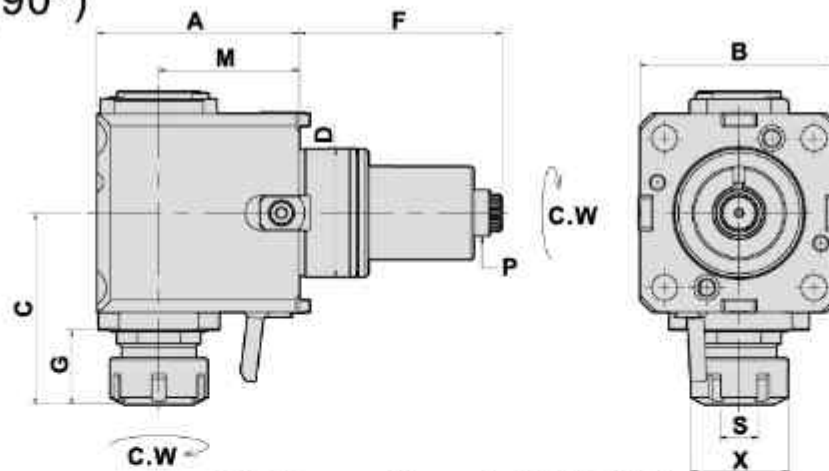
- To be used for collet DIN 6499
- External coolant supply
- Collet is not included

DIMENSIONS

Models	D	X Capacity	S	Maximum R.P.M.	A	B	C	E	F	P DIN 5480	Code No.	Order No.	(Kg) Weight
BMT45	45	1-13 ER 20	35	6000	63	35	75	75	72	W14x0.8	145201-000	DW220-5480-DA45-ER20	1.8
BMT55	55	1-16 ER 25	42	6000	65	32	85	85	87	W16x0.8	155201-000	DW230-5480-DA55-ER25	2.6
BMT55	55	1-16 ER 25	42	6000	65	32	85	85	102	W16x0.8	15520A-000	DUP-DW230-5480-DA55-ER25	2.8
BMT65	65	2-20 ER 32	50	6000	82	44	94	94	95	W20x0.8	165201-000	DW300-5480-DA65-ER32	4

RADIAL MILLING AND DRILLING HEAD

徑向鑽銑刀座 (90°)



- To be used for collet DIN 6499
- External coolant supply
- Collet is not included

DIMENSIONS

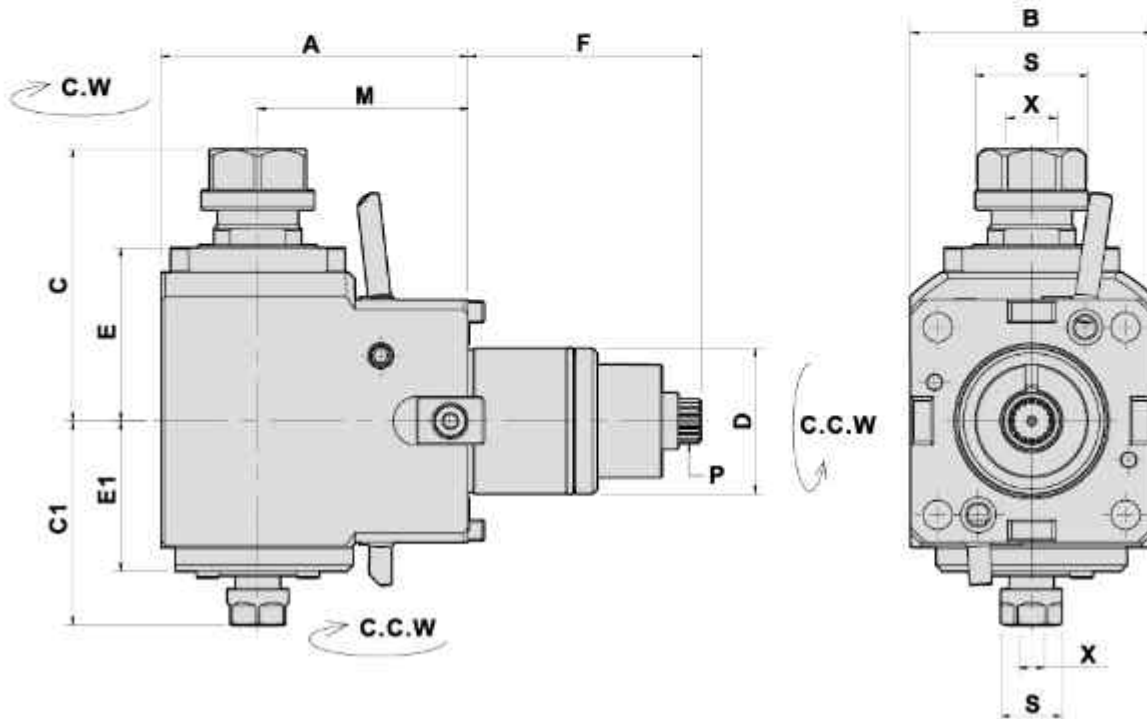
Models	D	X Capacity	S	Maximum R.P.M.	A	B	C	G	F	M	P DIN 5480	Code No.	Order No.	(Kg) Weight
BMT45	45	1-13 ER 20	35	5000	95	75	77.5	29	72	65	W14x0.8	245201-000	DW220-5480-DF45-20-65	4.8
BMT55	55	1-16 ER 25	42	5000	86.5	85	83	32	87	60	W16x0.8	255202-000	DW230-5480-DF55-25-60	5.3
BMT55	55	1-16 ER 25	42	5000	112	85	83	32	102	85	W16x0.8	25520A-000	DUP-DW230-5480-DF55-25-85	6.7
BMT65	65	2-20 ER 32	50	5000	136	94	100	34	95	100	W20x0.8	265203-000	DW300-5480-DF65-32-100	10.3
BMT65	65	2-20 ER 32	50	5000	151	94	100	34	95	115	W20x0.8	265204-000	DW300-5480-DF65-32-115	11.6

RADIAL MILLING AND DRILLING HEAD

Evermore

TYPE DAEWOO-5480

徑向鑽銑刀座 (90°)



- To be used for collet DIN 6499
- External coolant supply
- Collet is not included

DIMENSIONS

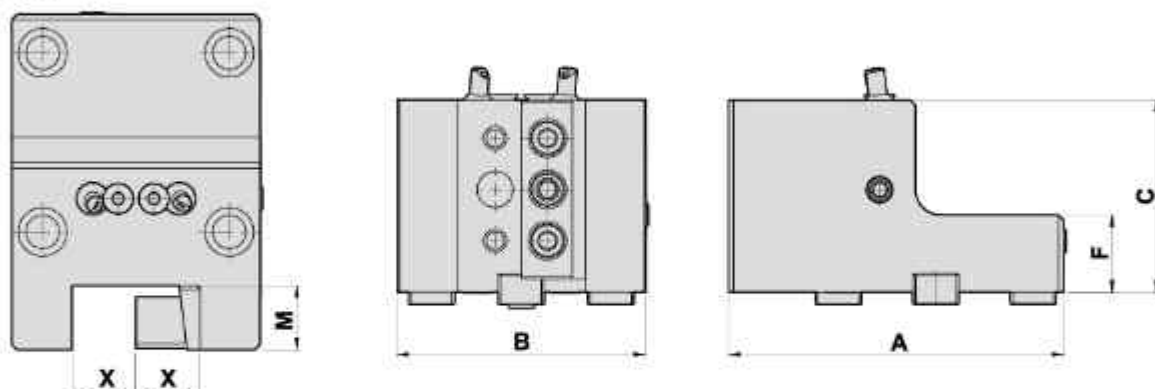
Models	D	X Capacity	S	Maximum R.P.M.	A	B	C	C1	E	E1	F	M	P DIN 5480	Code No.	Order No.	(Kg) Weight
BMT45	45	1st-ER11 2nd-ER20	19 35	4000	95	75	84	63	53.5	46.5	72	65	W14x0.8	245202-000	DW220-5480- DF45-20-11-65D	4.7

TURNING HOLDER

Evermore

TYPE KOREA SERIES BMT

外徑刀座



DIMENSIONS

● External coolant supply 外部出水

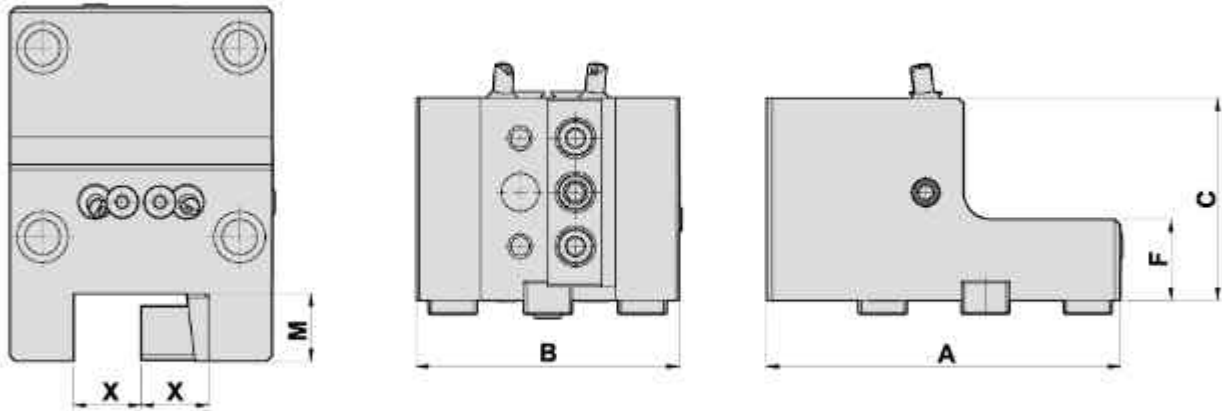
Models		X	A	B	C	F	M	Code No.	Order No.	(Kg) Weight
BMT45	mm	20	105	75	60	30	20	405001-000	DW220-C20-60	2.4
	inch	0.75"	4.13"	2.95"	2.36"	1.18"	0.75"	4E1001-000	DW220-C19.05-60	2.4
BMT45	mm	20	105	75	80	30	20	405001002-000	DW220-C20-80	3
	inch	-	-	-	-	-	-	-	-	-
BMT55	mm	16	115.5	86	80	30	16	404003-000	DW230-C16-80	4
	inch	-	-	-	-	-	-	-	-	-
BMT55	mm	20	115.5	86	60	30	20	405005-000	DW230-C20-60	3.1
	inch	0.75"	4.55"	3.39"	2.36"	1.18"	0.75"	4E1005-000	DW230-C19.05-60	3.1
BMT55	mm	-	-	-	-	-	-	-	-	-
	inch	0.75"	4.55"	3.39"	2.76"	1.18"	0.75	4E1004-000	DW230-C19.05-70	3.5
BMT55	mm	20	115.5	86	80	30	20	405006-000	DW230-C20-80	3.8
	inch	-	-	-	-	-	-	-	-	-
BMT55	mm	20	115.5	86	85	30	20	40500W-000	DW230-C20-85	4
	inch	-	-	-	-	-	-	-	-	-
BMT55	mm	-	-	-	-	-	-	-	-	-
	inch	1"	4.74"	3.54"	2.76"	1.18"	1"	4F100F-000	DW230-C25.4-70	3.7
BMT55	mm	25	120.5	90	80	30	25	40600C-000	DW230-C25-80	4
	inch	1"	4.74"	3.54"	3.15"	1.18"	1"	4F100G-000	DW230-C25.4-80	3.7
BMT55	mm	25	116	90	90	30	25	40600G-000	DW230-C25-90	4.3
	inch	-	-	-	-	-	-	-	-	-
BMT65	mm	25	131	97	75	30	25	406003-000	DW300-C25-75	4.6
	inch	1"	5.16"	3.82"	2.95"	1.18"	1"	4F1002-000	DW300-C25.4-75	4.3
BMT65	mm	25	131	97	120	35	25	406001008-000	DW300-C25-120	6.7
	inch	1"	5.16"	3.82"	4.72"	1.38"	1"	4F100D-000	DW300-C25.4-120	6.7

TURNING HOLDER

Evermore

TYPE KOREA SERIES BMT

外徑刀座



DIMENSIONS

● External coolant supply 外部出水

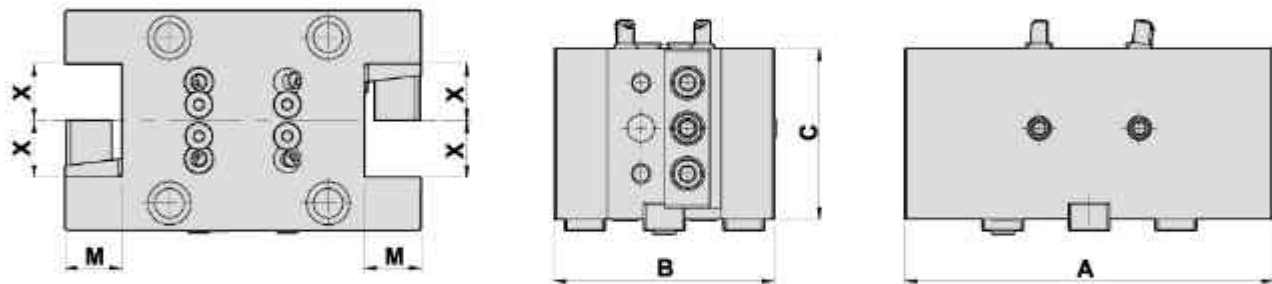
Models		X	A	B	C	F	M	Code No.	Order No.	(Kg) Weight
BMT75	mm	25	145.5	112	85	35	25	406001002-000	DW350-C25-85	7.3
	inch	-	-	-	-	-	-	-	-	-
BMT75	mm	25	145.5	112	100	30	25	406006-000	DW350-C25-100	9
	inch	1"	5.73"	4.41"	3.94"	1.18"	1"	4F1006-000	DW350-C25.4-100	9
BMT75	mm	25	170.5	112	100	35	100	40600A-000	DW350-C25-100-L	9.7
	inch	-	-	-	-	-	-	-	-	-
BMT75	mm	32	153	120	85	35	32	407005-000	DW350-C32-85	8.5
	inch	1.25"	6.02"	4.72"	3.35"	1.38"	1.25"	4G1006-000	DW350-C31.75-85	8.5
BMT75	mm	-	-	-	-	-	-	-	-	-
	inch	1.25"	5.32"	4.72"	3.35"	1.38"	1.25"	4G1008-000	DW350-C31.75-85-S	8
BMT75	mm	32	153	120	100	35	32	407004-000	DW350-C32-100	9.6
	inch	1.25"	6.02"	4.72"	3.94"	1.38"	1.25"	4G1004-000	DW350-C31.75-100	9.6
BMT85	mm	32	174	124	75	40	32	407003-000	DW700-C32-75	9.2
	inch	1.25"	6.77"	4.88"	2.95"	1.57"	1.25"	4G1003-000	DW700-C31.75-75	9.2
BMT85	mm	32	168.5	124	90	35	32	407001-000	DW700-C32-90	9.8
	inch	1.25"	6.63"	4.88"	3.54"	1.38"	1.25"	4G1001-000	DW700-C31.75-90	9.8
BMT85	mm	32	168.5	124	120	50	32	407002-000	DW700-C32-120	13.2
	inch	1.25"	6.63"	4.88"	4.72"	1.97"	1.25"	4G1002-000	DW700-C31.75-120	13.2

DOUBLE SIDE TURNING HOLDER

Evermore

TYPE KOREA SERIES BMT

雙側外徑刀座

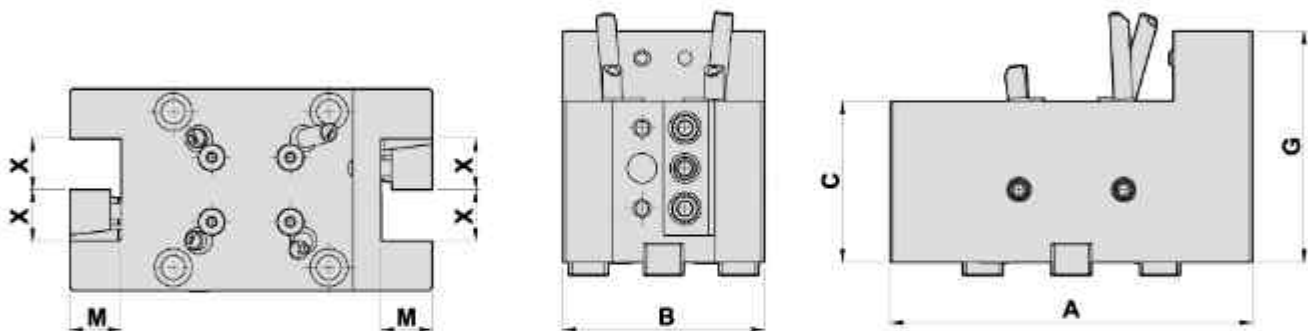


DIMENSIONS

Models		X	A	B	C	M	Code No.	Order No.	(Kg) Weight
BMT45	mm	20	131	75	60	20	405004-000	DW220-C20x2-60	4
	inch	0.75"	5.16"	2.95"	2.36"	0.75"	4E1002-000	DW220-C19.05x2-60	4
BMT55	mm	20	141	86	55	20	40500T-000	DW230-C20x2-55	4.7
	inch	-	-	-	-	-	-	-	-
BMT55	mm	20	141	86	60	20	40500L-000	DW230-C20x2-60	4.9
	inch	0.75"	5.55"	3.38"	2.36"	0.75"	4E100D-000	DW230-C19.05x2-60	5.1
BMT55	mm	25	152	90	80	25	40600M-000	DW230-C25x2-80	7.3
	inch	1"	5.98"	3.54"	3.15"	1"	4F100N-000	DW230-C25.4x2-80	7.3
BMT65	mm	25	162	97	75	25	406007-000	DW300-C25x2-75	7.9
	inch	1"	6.38"	3.82"	2.95"	1"	4F1007-000	DW300-C25.4x2-75	7.9

DOUBLE SIDE TURNING HOLDER

雙側外徑刀座



DIMENSIONS

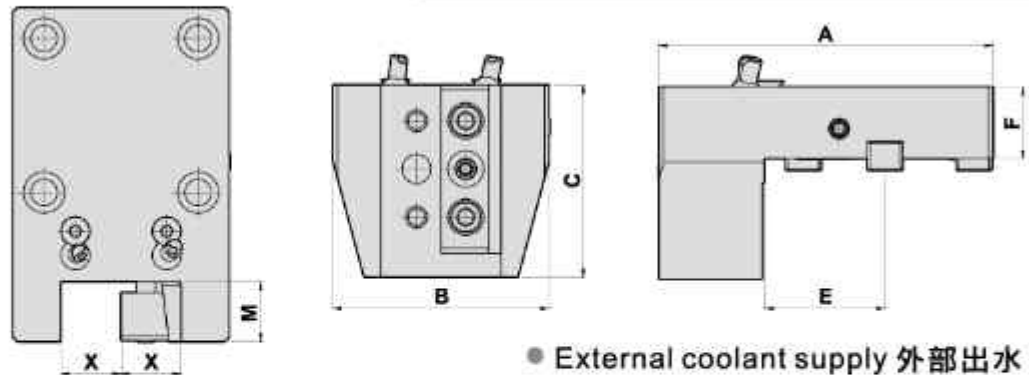
Models		X	A	B	C	G	M	Code No.	Order No.	(Kg) Weight
BMT45	mm	20	135	75	60	86	20	40500C-000	DW220-C20x2-86	4.3
	inch	0.75"	5.32"	2.95"	2.36"	3.39"	0.75"	4E100A-000	DW220-C19.05x2-86	4.3

TURNING HOLDER

Evermore

TYPE KOREA SERIES BMT

外徑刀座



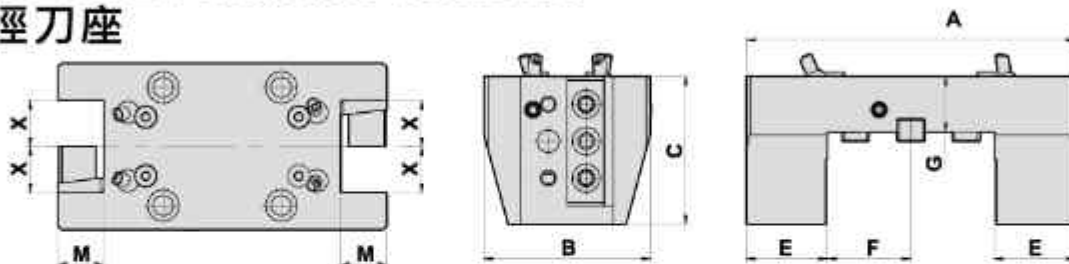
DIMENSIONS

● External coolant supply 外部出水

Models		X	A	B	C	E	F	M	Code No.	Order No.	(Kg) Weight
BMT45	mm	20	110	76	55	39	35	20	40500N-000	DW220-C20-35-W77	2.3
	inch	0.75"	4.33"	2.99"	2.16"	1.53"	1.37"	0.75"	4E100G-000	DW220-C19.05-35-W77	2.3
BMT45	mm	25	120	86	70	39	35	25	40600R-000	DW220-C25-35-W77	3
BMT55	mm	20	133	86	55	50.5	30	20	405002-000	DW230-C20-30-W100	2.9
	inch	-	-	-	-	-	-	-	-	-	-
BMT55	mm	20	128	86	55	45.5	30	20	405010-000	DW230-C20-30-W90	2.7
	inch	-	-	-	-	-	-	-	-	-	-
BMT55	mm	25	138	90	80	50.5	30	25	406001-000	DW230-C25-30-W100	3.3
	inch	1"	5.43"	3.54"	3.15"	1.99"	1.18"	1"	4F1005-000	DW230-C25.4-30-W100	3.3
BMT55	mm	25	135	90	70	45.5	30	25	406002-000	DW230-C25-30-W90	3.3
	inch	1"	5.32"	3.54"	2.76"	1.79"	1.18"	1"	4F1008-000	DW230-C25.4-30-W90	3.3
BMT65	mm	25	141	97	80	50.5	40	25	406004-000	DW300-C25-40-W100	4.5
	inch	1"	5.55"	3.82"	3.15"	1.99"	1.58"	1"	4F1003-000	DW300-C25.4-40-W100	4.5
BMT65	mm	25	146	97	80	55.5	40	25	406005-000	DW300-C25-40-W110	4.8
	inch	1"	5.75"	3.82"	3.15"	2.19"	1.58"	1"	4F100B-000	DW300-C25.4-40-W110	4.8
BMT75	mm	25	171	112	80	60.5	60	25	40600E-000	DW350-C25-60-W120	8.8
	inch	-	-	-	-	-	-	-	-	-	-
BMT75	mm	32	171	120	90	60.5	50	32	407010-000	DW350-C32-50-W120	8.3
	inch	-	-	-	-	-	-	-	-	-	-

DOUBLE SIDE TURNING HOLDER

雙側外徑刀座



DIMENSIONS

● External coolant supply 外部出水

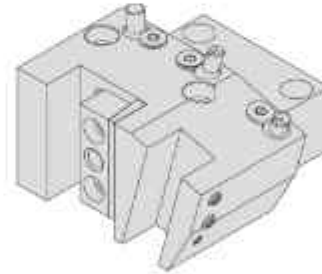
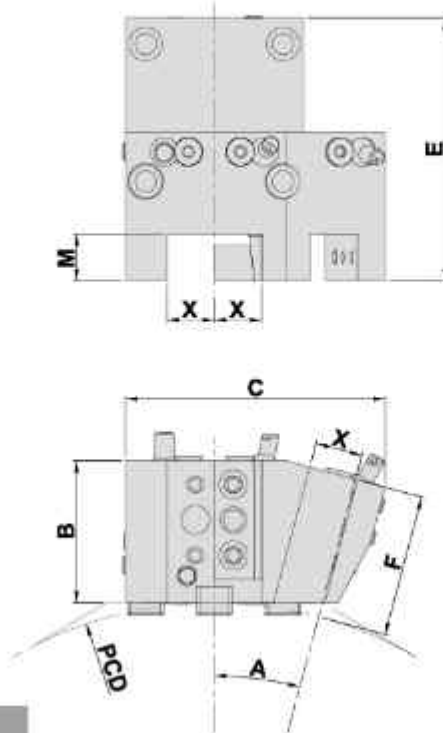
Models		X	A	B	C	E	F	G	M	Code No.	Order No.	(Kg) Weight
BMT55	mm	20	160	86	55	34.5	45.5	30	20	405008-000	DW230-C20x2-30-W90	3.8
BMT55	mm	20	176	86	55	37.5	50.5	30	20	405003-000	DW230-C20x2-30-W100	4.1
BMT55	mm	20	160	86	65	34.5	45.5	40	20	405009-000	DW230-C20x2-40-W90	4.6
BMT55	mm	25	188	90	80	44	50.5	30	25	406008-000	DW230-C25x2-30-W100	5
BMT55	inch	1"	7.4"	3.54"	2.95"	1.73"	1.99"	1.18"	1"	4F1010-000	DW230-C25.4x2-30-W100	4.7
BMT55	mm	25	178	90	80	44	45.5	30	25	406010-000	DW230-C25x2-30-W90	5
BMT55	inch	1"	7.0"	3.54"	3.14"	1.73"	1.79"	1.18"	1"	4F1009-000	DW230-C25.4x2-30-W90	5
BMT65	mm	25	182	97	70	40.5	50.5	40	25	40600N-000	DW300-C25x2-40-W100	6

TURNING HOLDER

Evermore

TYPE KOREA SERIES BMT

外徑刀座



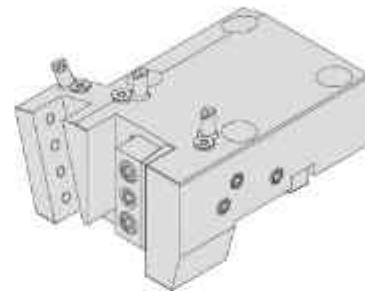
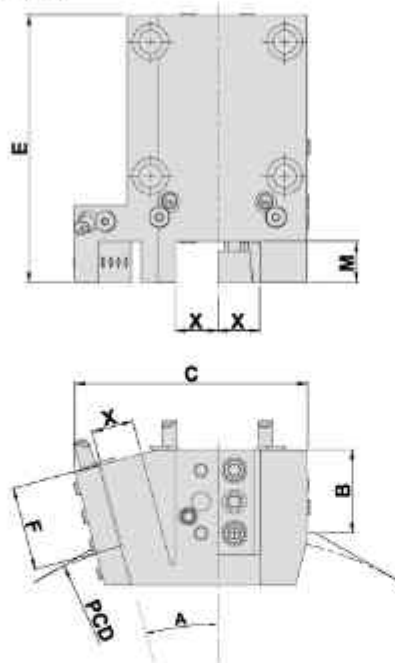
DIMENSIONS

● External coolant supply 外部出水

Models	A	X	B	C	E	F	M	PCD	Code No.	Order No.	(Kg) Weight
BMT45	15°	20	60	110	111	60	20	340	40500B-000	DW220-C20x2-60-24	3.1

TURNING HOLDER

外徑刀座



DIMENSIONS

● External coolant supply 外部出水

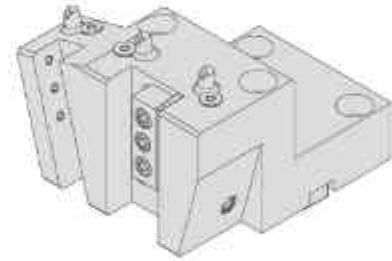
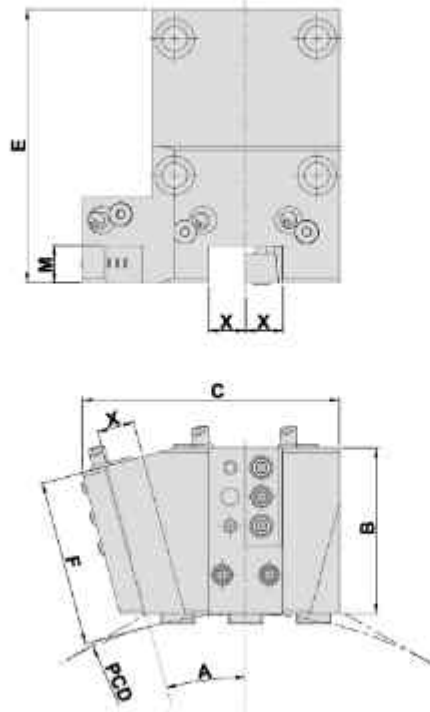
Models	A	X	B	C	E	F	M	PCD	Code No.	Order No.	(Kg) Weight
BMT55	15°	20	40	111	128	40	20	350	40500K-000	DW230-C20x2-40-W90-24	3.9
BMT55	15°	19.05	35	113	136	35	19.05	350	4E1007-000	DW230-C19.05x2-35-W90	3.9
BMT55	15°	19.05	85	132	140	85	19.05	380	4E1003-000	DW300-C19.05x2-85	5.7

TURNING HOLDER

Evermore

TYPE KOREA SERIES BMT

外徑刀座

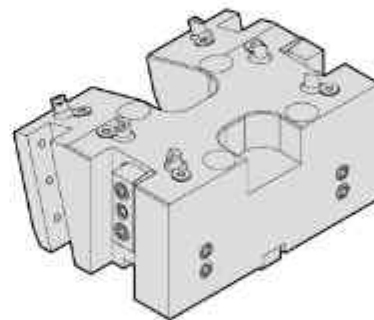
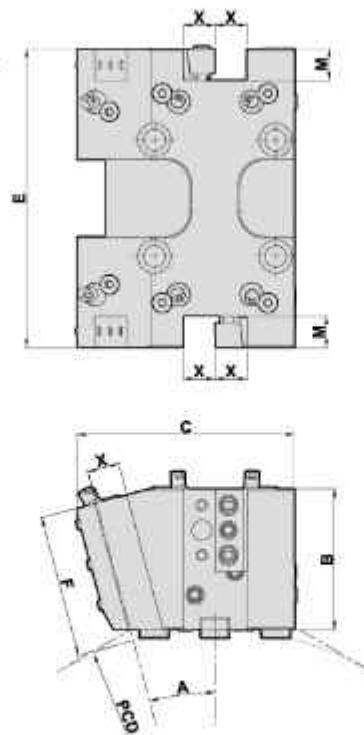


DIMENSIONS

• External coolant supply 外部出水

Models	A	X	B	C	E	F	M	PCD	Code No.	Order No.	(Kg) Weight
BMT55	15°	20	55	115	134	55	20	350	40500M-000	DW230-C20x2-55-24	3.9
BMT55	15°	19.05	55	115	134	55	19.05	350	4E1008-000	DW230-C19.05x2-55-24	3.9
BMT65	15°	20	85	132	140	85	20	380	40500V-000	DW300-C20x2-85-24	6
BMT65	15°	19.05	85	132	140	85	19.05	380	4E1003-000	DW300-C19.05x2-85	6

TURNING HOLDER 外徑刀座



DIMENSIONS

• External coolant supply 外部出水

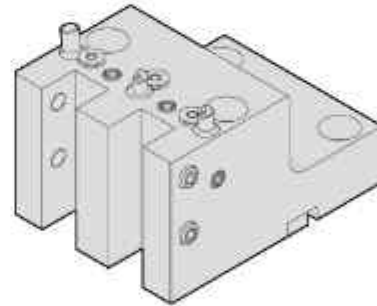
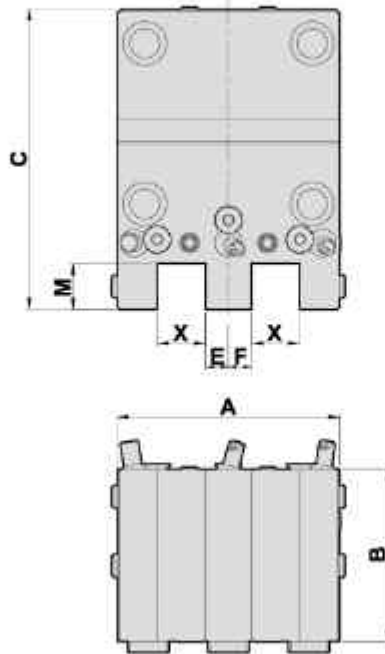
Models	A	X	B	C	E	F	M	PCD	Code No.	Order No.	(Kg) Weight
BMT65	15°	19.05	85	131	180	85	19.05	380	4E100C-000	DW300-C19.05x4-85-24	10.9

TURNING HOLDER

Evermore

TYPE KOREA SERIES BMT

外徑刀座



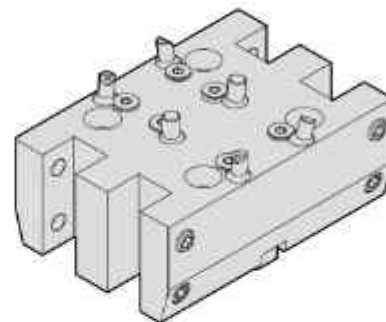
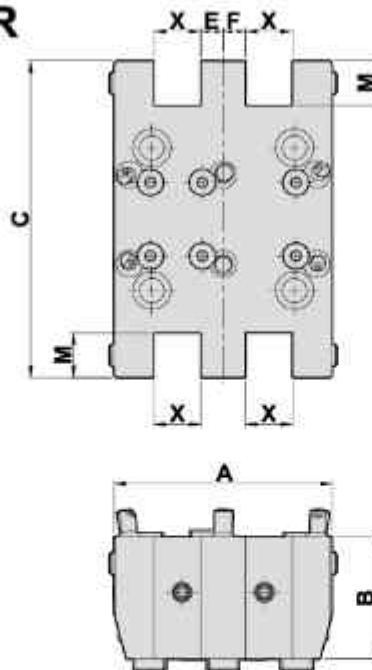
DIMENSIONS

● External coolant supply 外部出水

Models	X	A	B	C	E	F	M	Code No.	Order No.	(Kg) Weight
BMT55	17	86	75	122	10	10	16	404004-000	DW230-C16x2-75Y	4
BMT55	26	105	75	122	10	10	25	40600K-000	DW230-C25x2-75Y	4
BMT65	21	97	75	131	10	10	20	40500H-000	DW300-C20x2-75Y	4.8

TURNING HOLDER

外徑刀座



DIMENSIONS

● External coolant supply 外部出水

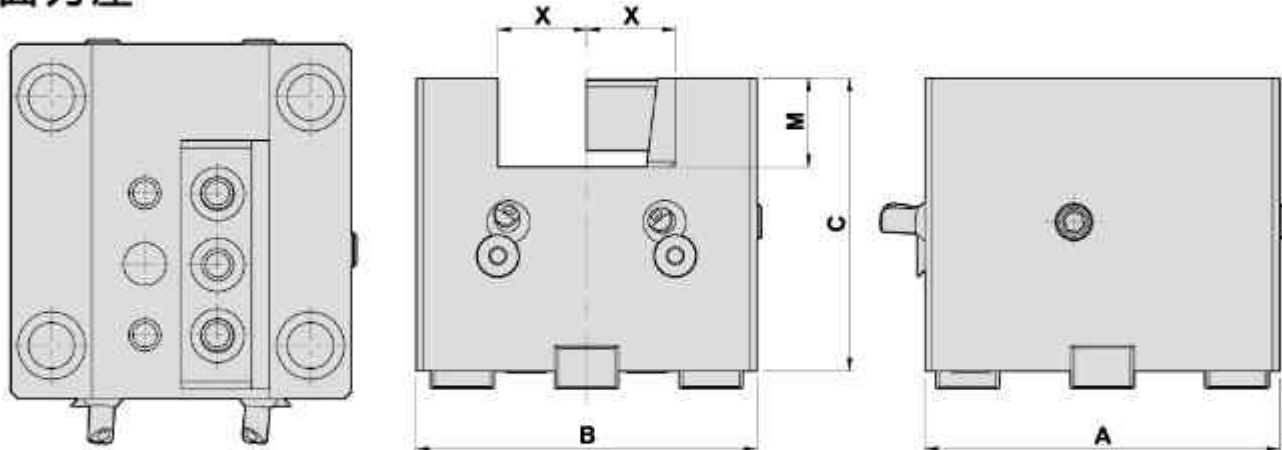
Models	X	A	B	C	E	F	M	Code No.	Order No.	(Kg) Weight
BMT45	16.5	84	60	123	10	10	16	404001-000	DW220-C16x4-60Y	4.1
BMT55	21	98	55	142	10	10	20	40500Q-000	DW230-C20x4-55Y	4.9
BMT55	26	105	76	160	10	10	25	40600H-000	DW230-C25x4-76	6.7
BMT55	27	105	76	160	9.525	9.525	25.4	4F1004-000	DW230-C25.4x4-76	6.6

FACING HOLDER

Evermore

TYPE KOREA SERIES BMT

端面刀座



DIMENSIONS

● External coolant supply 外部出水

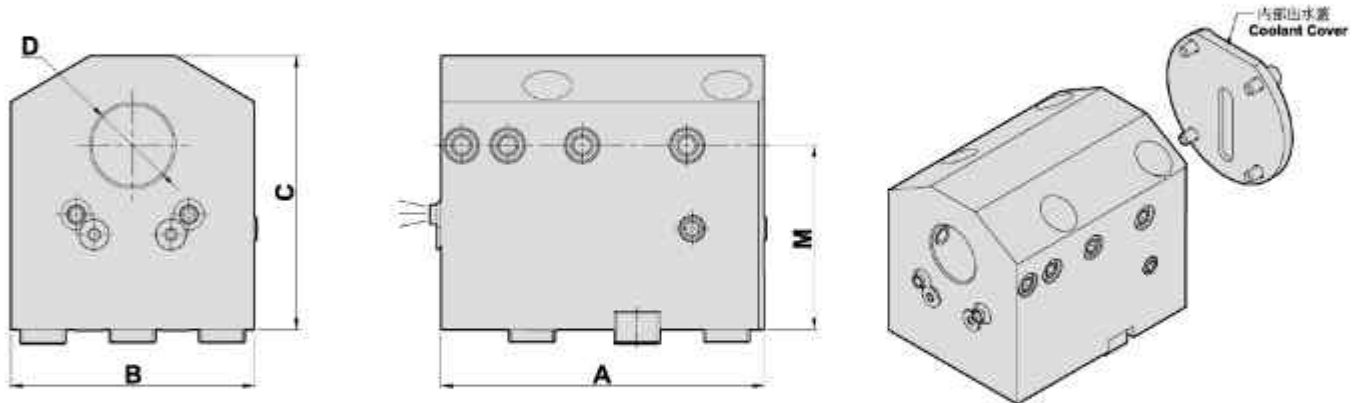
Models		X	A	B	C	M	Code No.	Order No.	(Kg) Weight
BMT45	mm	20	86	75	80	20	505001-000	DW220-F20-80	3.4
	inch	0.75"	3.39"	2.95"	3.15"	0.75"	5E1001-000	DW220-F19.05-80	3.4
BMT55	mm	16	95	86	70	16	504001-000	DW230-F16-70	3.9
BMT55	mm	20	95	86	60	20	505005-000	DW230-F20-60	3.2
BMT55	mm	20	95	86	70	20	505002-000	DW230-F20-70	3.7
	inch	0.75"	3.74"	3.39"	2.76"	0.75"	5E1002-000	DW230-F19.05-70	3.9
BMT55	mm	20	95	86	105	20	505003-000	DW230-F20-105	6.1
BMT55	mm	25	95	92	60	25	506001-000	DW230-F25-60	3.1
	inch	1"	3.74"	3.62"	2.36"	1"	5F1001-000	DW230-F25.4-60	3.1
BMT55	mm	-	-	-	-	-	-	-	-
	inch	1"	3.74"	3.62"	2.76"	1"	5F1005-000	DW230-F25.4-70	3.6
BMT55	mm	25	95	92	80	25	506008-000	DW230-F25-80	4.5
	inch	-	-	-	-	-	-	-	-
BMT55	mm	25	90	90	108	25	506009-000	DW230-F25-108	5.3
	inch	-	-	-	-	-	-	-	-
BMT65	mm	25	100	96	65	25	50600D-000	DW300-F25-65	3.9
BMT65	mm	25	100	96	82.5	25	506002-000	DW300-F25-82	4.9
	inch	1"	3.94"	3.78"	3.25"	1"	5F1002-000	DW300-F25.4-82	4.9
BMT65	mm	25	100	96	105	25	50600C-000	DW300-F25-105	6.5
	inch	1"	3.94"	3.78"	4.13"	1"	5F1006-000	DW300-F25.4-105	6.5
BMT65	mm	25	100	94	120	25	506006-000	DW300-F25-120	7.3
	inch	1"	3.94"	3.70"	4.72"	1"	5F1003-000	DW300-F25.4-120	7.3
BMT65	mm	32	100	100	82.5	32	507007-000	DW300-F32-82	5.7
BMT75	mm	25	120	112	122	25	506004-000	DW350-F25-122	11
	inch	1"	4.72"	4.41"	4.80"	1"	5F1004-000	DW350-F25.4-122	11
BMT75	mm	32	120	120	70	32	507004-000	DW350-F32-70	6.2
	inch	1.25"	4.72"	4.72"	4.80"	1.25"	5G1002-000	DW350-F31.75-122	10.8
BMT75	mm	32	120	120	122	32	507002-000	DW350-F32-122	11.6
	inch	1.25"	4.72"	4.72"	4.80"	1.25"	5G1002-000	DW350-F31.75-122	11.6
BMT85	mm	32	168.5	124	107	32	507003-000	DW700-F32-107	13
	inch	1.25"	6.63"	4.88"	4.21"	1.25"	5G1003-000	DW700-F31.75-107	13
BMT85	mm	32	168.5	124	138	32	507001-000	DW700-F32-138	17
	inch	1.25"	6.63"	4.88"	5.43"	1.25"	5G1001-000	DW700-F31.75-138	17

BORING BAR HOLDER

Evermore

TYPE KOREA SERIES BMT

內孔刀座



DIMENSIONS

- External coolant supply 外部出水
- Internal coolant supply 内部出水

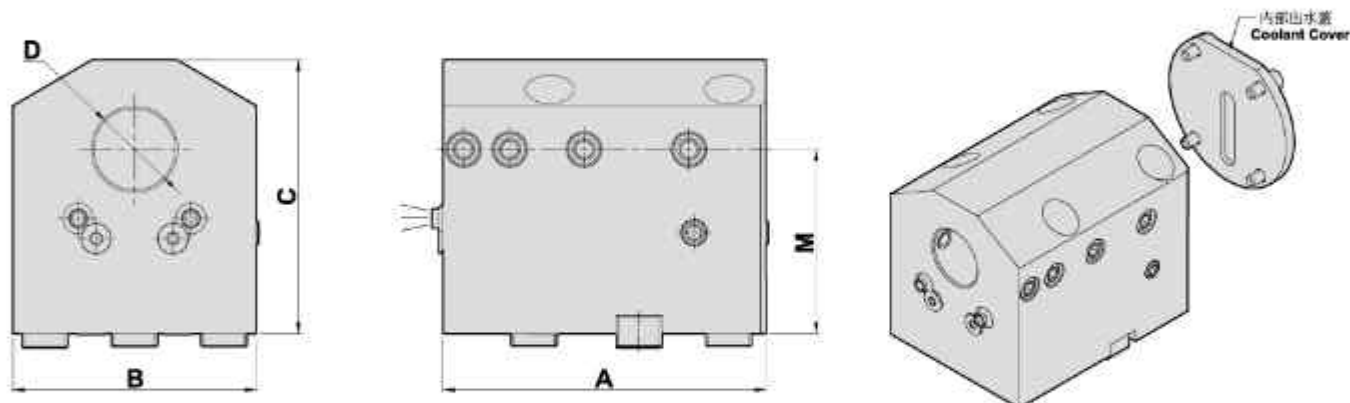
Models		D	A	B	C	M	Code No.	Order No.	(Kg) Weight
BMT45	mm	25	95	75	88	65	306001-000	DW220-B25-65	4.1
	inch	1"	3.74"	2.95"	3.46"	2.559"	3F1001-000	DW220-B25.4-65	4.1
BMT45	mm	32	95	75	65	40	307001003-000	DW220-B32-40	2.6
	inch	-	-	-	-	-	-	-	-
BMT45	mm	32	95	75	90	65	307006-000	DW220-B32-65	4
	inch	1.25"	3.74"	2.95"	3.54"	2.559"	3G1004-000	DW220-B31.75-65	4
BMT45	mm	32	95	75	110	85	30700B-000	DW220-B32-85	5
	inch	-	-	-	-	-	-	-	-
BMT45	mm	32	95	75	125	100	30700F-000	DW220-B32-100	5.8
	inch	-	-	-	-	-	-	-	-
BMT45	mm	40	95	75	95	65	30800G-000	DW220-B40-65	3.9
	inch	-	-	-	-	-	-	-	-
BMT55	mm	32	105	86	90	60	307001-000	DW230-B32-60	4.9
	inch	1.25"	4.13"	3.385"	3.54"	2.362"	3G1001-000	DW230-B31.75-60	4.9
BMT55	mm	32	105	86	100	70	307005-000	DW230-B32-70	5.5
	inch	1.25"	4.13"	3.385"	3.94"	2.755"	3G1005-000	DW230-B31.75-70	5.9
BMT55	mm	32	105	86	109	80	307007-000	DW230-B32-80	6.2
	inch	-	-	-	-	-	-	-	-
BMT55	mm	32	105	86	115	85	30700T-000	DW230-B32-85	7
	inch	1.25"	4.13"	3.385"	4.53"	3.346"	3G1003-000	DW230-B31.75-85	7
BMT55	mm	32	105	86	120	90	30700U-000	DW230-B32-90	7.3
	inch	-	-	-	-	-	-	-	-
BMT55	mm	32	105	86	130	100	307001002-000	DW230-B32-100	7.3
	inch	-	-	-	-	-	-	-	-
BMT55	mm	32	105	86	139	110	30700H-000	DW230-B32-110	8.3
	inch	-	-	-	-	-	-	-	-
BMT55	mm	32	110	86	141	115	30700N-000	DW230-B32-115	9.2
	inch	-	-	-	-	-	-	-	-

BORING BAR HOLDER

Evermore

TYPE KOREA SERIES BMT

内孔刀座



DIMENSIONS

- External coolant supply 外部出水
- Internal coolant supply 内部出水

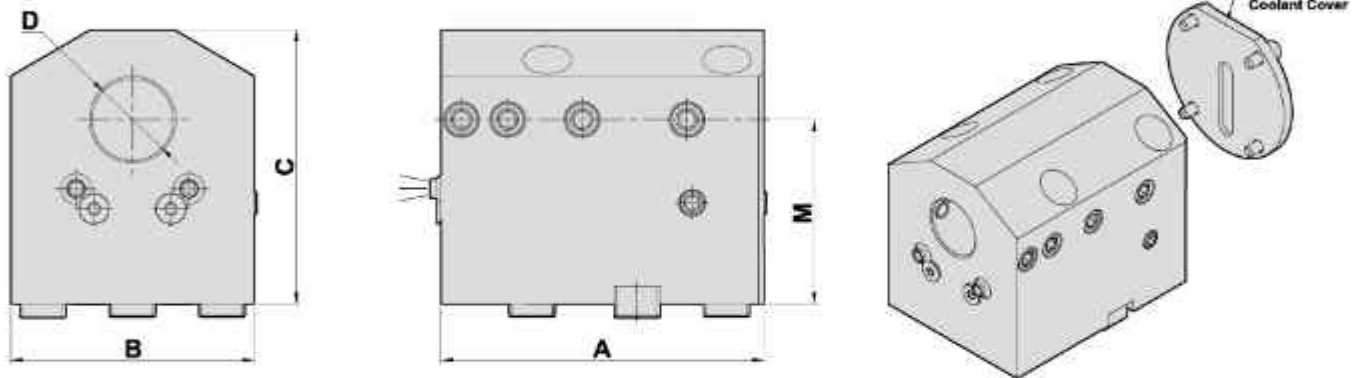
Models		D	A	B	C	M	Code No.	Order No.	(Kg) Weight
BMT55	mm	40	105	86	90	60	308001-000	DW230-B40-60	4.5
	inch	1.5"	4.13"	3.385"	3.54"	2.362"	3H1001-000	DW230-B38.1-60	4.8
BMT55	mm	40	105	86	100	70	308009-000	DW230-B40-70	5.3
	inch	1.5"	4.13"	3.385"	3.94"	2.755"	3H1009-000	DW230-B38.1-70	5.6
BMT55	mm	-	-	-	-	-	-	-	-
	inch	1.5"	4.13"	3.385"	4.33"	3.149"	3H1006-000	DW230-B38.1-80	6.1
BMT55	mm	40	105	86	115	85	30800D-000	DW230-B40-85	6.2
	inch	1.5"	4.13"	3.385"	4.53"	3.346"	3H1008-000	DW230-B38.1-85	6.4
BMT55	mm	40	105	86	140	110	30800V-000	DW230-B40-110	7.3
	inch	-	-	-	-	-	-	-	-
BMT55	mm	40	105	86	145	115	30800B-000	DW230-B40-115	8.2
	inch	-	-	-	-	-	-	-	-
BMT55	mm	40	90	86	145	115	30800H-000	DW230-B40-115-S	5.9
	inch	-	-	-	-	-	-	-	-
BMT55	mm	-	-	-	-	-	-	-	-
	inch	2"	4.13"	3.385"	4.13"	2.952"	3I100C-000	DW230-B50.8-75	5
BMT55	mm	-	-	-	-	-	-	-	-
	inch	2"	4.13"	3.385"	4.92"	3.346"	3I1007-000	DW230-B50.8-85	5.8

BORING BAR HOLDER

Evermore

TYPE KOREA SERIES BMT

内孔刀座



DIMENSIONS

- External coolant supply 外部出水
- Internal coolant supply 内部出水

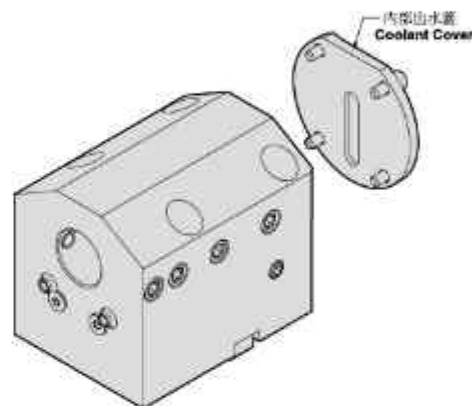
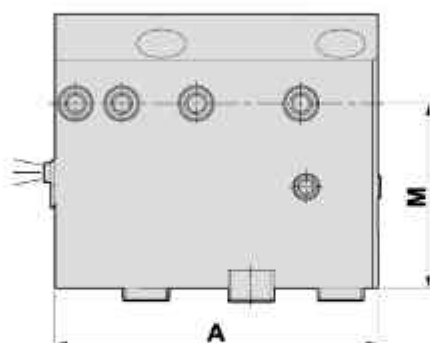
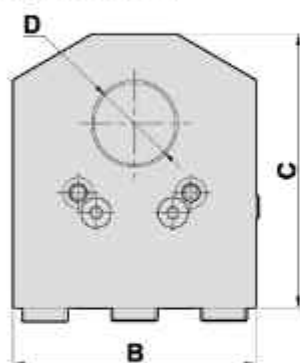
Models		D	A	B	C	M	Code No.	Order No.	(Kg) Weight
BMT65	mm	25	126	95	150	115	306002-000	DW300-B25-115	12.3
	inch	-	-	-	-	-	-	-	-
BMT65	mm	32	126	95	112	72	307003-000	DW300-B32-72	8
	inch	1.25"	4.96"	3.74"	4.41"	2.834"	3G1002-000	DW300-B31.75-72	8
BMT65	mm	40	126	95	100	60	308005-000	DW300-B40-60	6.6
	inch	-	-	-	-	-	-	-	-
BMT65	mm	40	126	95	105	65	308010-000	DW300-B40-65	7.5
	inch	-	-	-	-	-	-	-	-
BMT65	mm	40	126	95	112	72	308002-000	DW300-B40-72	7.7
	inch	1.5"	4.96"	3.74"	4.41"	2.834"	3H1002-000	DW300-B38.1-72	7.7
BMT65	mm	40	126	95	120	85	308003-000	DW300-B40-85	8.6
	inch	1.5"	4.96"	3.74"	4.72"	3.346"	3H1004-000	DW300-B38.1-85	8.6
BMT65	mm	40	126	95	125	90	30800K-000	DW300-B40-90	9.9
	inch	-	-	-	-	-	-	-	-
BMT65	mm	40	126	95	140	100	308004-000	DW300-B40-100	11
	inch	1.5"	4.96"	3.74"	5.51"	3.937"	3H1005-000	DW300-B38.1-100	11
BMT65	mm	40	126	95	145	105	308006-000	DW300-B40-105	10.8
	inch	-	-	-	-	-	-	-	-
BMT65	mm	40	126	95	155	115	308007-000	DW300-B40-115	11.3
	inch	-	-	-	-	-	-	-	-
BMT65	mm	-	-	-	-	-	-	-	-
	inch	1.5"	4.96"	3.74"	6.3"	4.724"	3H1007-000	DW300-B38.1-120	12
BMT65	mm	40	126	95	159	125	308001002-000	DW300-B40-125	11.8
	inch	-	-	-	-	-	-	-	-
BMT65	mm	50	126	95	116	72	309002-000	DW300-B50-72	7.2
	inch	2"	4.96"	3.74"	4.57"	2.834"	3I1002-000	DW300-B50.8-72	7.2
BMT65	mm	50	126	95	122	85	30900E-000	DW300-B50-85	8.6
	inch	2"	4.96"	3.74"	4.80"	3.346"	3I100A-000	DW300-B50.8-85	8.6
BMT65	mm	50	126	95	132	90	309001-000	DW300-B50-90	9.1
	inch	2"	4.96"	3.74"	5.2"	3.543"	3I1001-000	DW300-B50.8-90	9.1
BMT65	mm	50	126	95	144	100	309006-000	DW300-B50-100	10.2
	inch	-	-	-	-	-	-	-	-
BMT65	mm	50	126	95	153	115	30900H-000	DW300-B50-115	11.5
	inch	2"	4.96"	3.74"	6.02"	4.527"	3I1010-000	DW300-B50.8-115	11.5
BMT65	mm	50	126	95	202	160	30900F-000	DW300-B50-160	15.6
	inch	-	-	-	-	-	-	-	-

BORING BAR HOLDER

Evermore

TYPE KOREA SERIES BMT

内孔刀座



DIMENSIONS

- External coolant supply 外部出水
- Internal coolant supply 内部出水

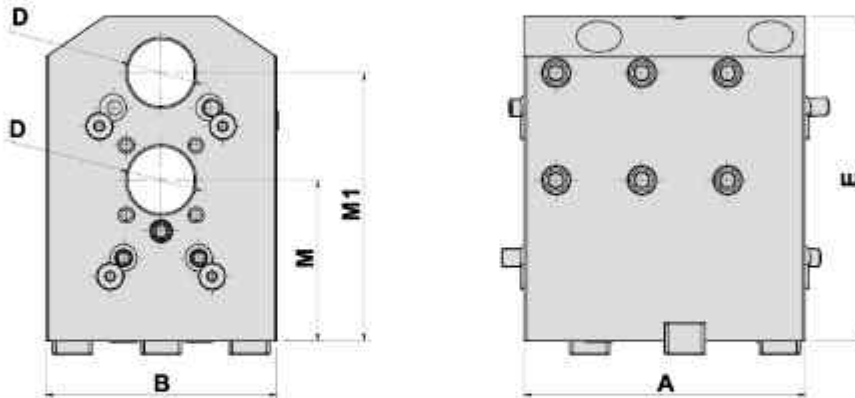
Models		D	A	B	C	M	Code No.	Order No.	(Kg) Weight
BMT75	mm	40	120	112	160	125	30800U-000	DW350-B40-125	13.2
	inch	-	-	-	-	-	-	-	-
BMT75	mm	50	135	112	112	70	30900B-000	DW350-B50-70	10.2
	inch	-	-	-	-	-	-	-	-
BMT75	mm	50	120	112	130	90	309007-000	DW350-B50-90	13.1
	inch	2"	4.72"	4.41"	5.12"	3.543"	311004-000	DW350-B50.8-90	13.1
BMT75	mm	50	145	112	130	90	309008-000	DW350-B50-90-145	11.2
	inch	-	-	-	-	-	-	-	-
BMT75	mm	50	120	112	151	110	309003-000	DW350-B50-110	12
	inch	2"	4.72"	4.41"	5.94"	4.330"	311003-000	DW350-B50.8-110	12
BMT75	mm	50	120	112	166	125	309004-000	DW350-B50-125	12.7
	inch	2"	4.72"	4.41"	6.53"	4.921"	311006-000	DW350-B50.8-125	12.7
BMT75	mm	50	120	112	206	165	30900G-000	DW350-B50-165	16.8
	inch	2"	4.72"	4.41"	8.11"	6.496"	31100B-000	DW350-B50.8-165	16.8
BMT75	mm	-	-	-	-	-	-	-	-
	inch	2.5"	5.32"	4.41"	4.61"	2.755"	3J1007-000	DW350-B63.5-70	9.1
BMT75	mm	60	120	112	137	90	310004-000	DW350-B60-90	9.1
	inch	2.5"	4.72"	4.41"	5.39"	3.543"	3J1002-000	DW350-B63.5-90	9
BMT75	mm	60	120	112	160	110	310006-000	DW350-B60-110	11.8
	inch	2.5"	4.72"	4.41"	6.30"	4.330"	3J1001-000	DW350-B63.5-110	11.1
BMT75	mm	60	120	112	172	125	310005-000	DW350-B60-125	12.6
	inch	2.5"	4.72"	4.41"	6.77"	4.921"	3J1004-000	DW350-B63.5-125	12.2
BMT75	mm	-	-	-	-	-	-	-	-
	inch	3"	5.51"	4.41"	6.70"	4.330"	3K1004-000	DW350-B76.2-110-140	15.1
BMT85	mm	50	161.5	124	157	110	309005-000	DW700-B50-110	15.7
	inch	2"	6.36"	4.88"	6.18"	4.330"	311005-000	DW700-B50.8-110	15.7
BMT85	mm	60	161.5	124	157	110	310001-000	DW700-B60-110	16.1
	inch	2.5"	6.36"	4.88"	6.18"	4.330"	3J1003-000	DW700-B63.5-110	15.3
BMT85	mm	80	161.5	130	162	110	311001-000	DW700-B80-110	14.1
	inch	3"	6.36"	5.12"	6.38"	4.330"	3K1001-000	DW700-B76.2-110	14.8
BMT85	mm	80	161.5	130	170	115	311002-000	DW700-B80-115	20
	inch	3"	6.36"	5.12"	6.69"	4.527"	3K1002-000	DW700-B76.2-115	16
BMT85	mm	-	-	-	-	-	-	-	-
	inch	3"	6.36"	5.12"	8.54"	6.496"	3K1005-000	DW700-B76.2-165	22.8

DOUBLE BORING BAR HOLDER

Evermore

TYPE KOREA SERIES BMT

雙內孔刀座



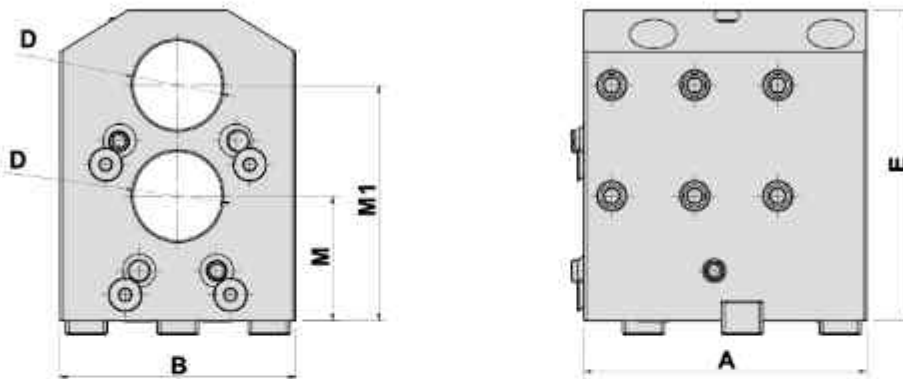
DIMENSIONS

- External coolant supply 外部出水
- Internal coolant supply 內部出水

Models		D	A	B	E	M	M1	Code No.	Order No.	(Kg) Weight
BMT55	mm	-	-	-	-	-	-	-	-	-
	inch	0.75"	3.54"	3.39"	4.21"	2.362"	3.543"	3E1002-000	DW230-B19.05x2-90	3.6
BMT55	mm	25	105	86	121	60	100	306003-000	DW230-B25x2-100	7
	inch	1"	4.133"	3.39"	4.76"	2.362"	3.937"	3F1006-000	DW230xB25.4x2-100	7
BMT65	mm	25	126	95	127	65	105	306005-000	DW300-B25x2-105	9.8
	inch	1"	4.96"	3.74"	5"	2.559"	4.133"	3F1009-000	DW300-B25.4x2-105	9.8
BMT65	mm	-	-	-	-	-	-	-	-	-
	inch	1"	4.96"	3.74"	5.75"	3.346"	4.724"	3F1003-000	DW300-B25.4x2-120	11.2

DOUBLE BORING BAR HOLDER

雙內孔刀座



DIMENSIONS

- External coolant supply 外部出水
- Internal coolant supply 內部出水

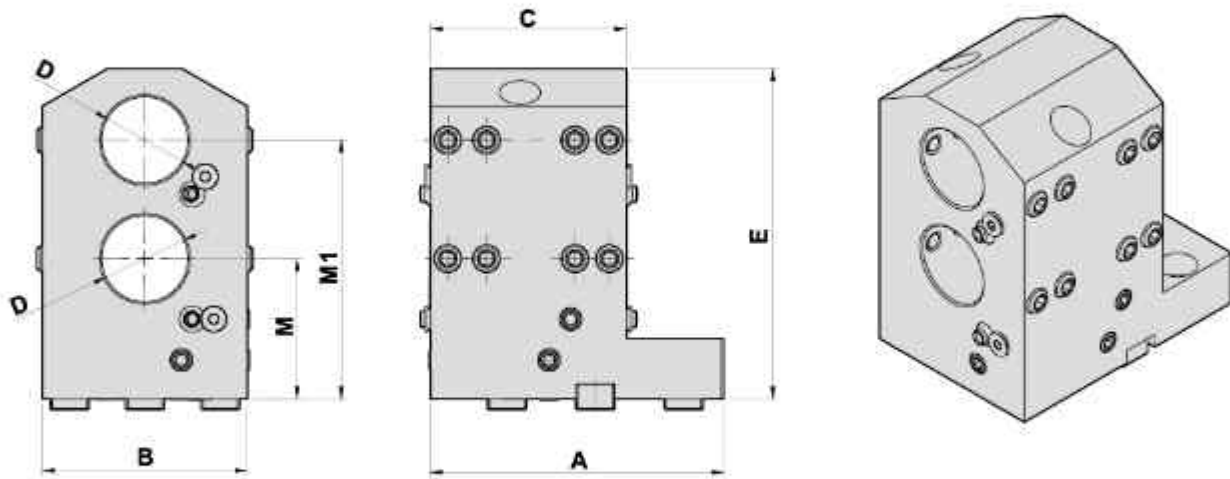
Models		D	A	B	E	M	M1	Code No.	Order No.	(Kg) Weight
BMT45	mm	20	95	75	106	65	90	305001-000	DW220-B20x2-90	4.5
	inch	0.75"	3.74"	2.95"	4.17"	2.559"	3.543"	3E1001-000	DW220-B19.05x2-90	4.5
BMT45	mm	25	95	75	113	55	90	306010-000	DW220-B25x2-90	4.5
	inch	-	-	-	-	-	-	-	-	-
BMT55	mm	32	102	85	112	45	85	307008-000	DW230-B32x2-85	5.6
	inch	-	-	-	-	-	-	-	-	-

DOUBLE BORING BAR HOLDER

Evermore

TYPE KOREA SERIES BMT

雙內孔刀座



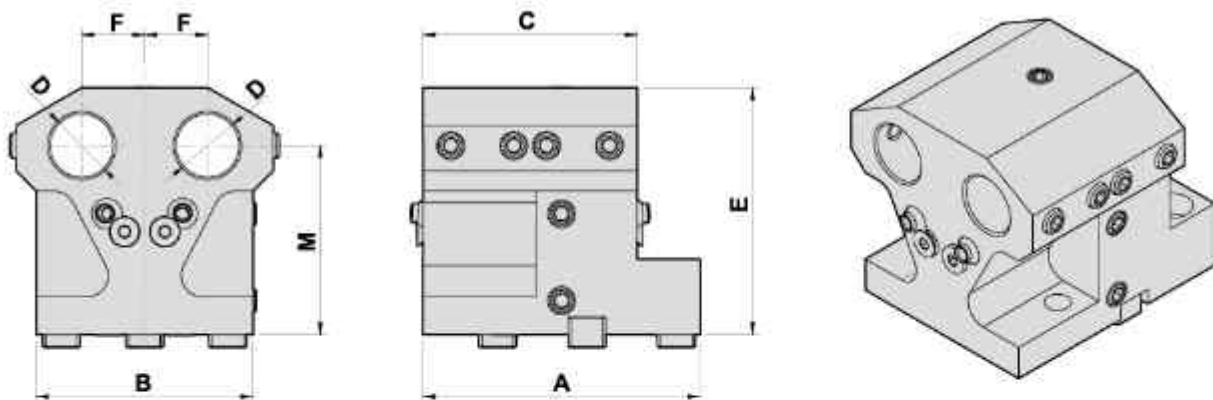
DIMENSIONS

● External coolant supply 外部出水

Models		D	A	B	C	E	M	M1	Code No.	Order No.	(Kg) Weight
BMT65	mm	40	136	95	91	153	65	120	30800C-000	DW300-B40x2-120-S	8.6
	inch	-	-	-	-	-	-	-	-	-	-

DOUBLE BORING BAR HOLDER

雙內孔刀座



● External coolant supply 外部出水
● Internal coolant supply 內部出水

DIMENSIONS

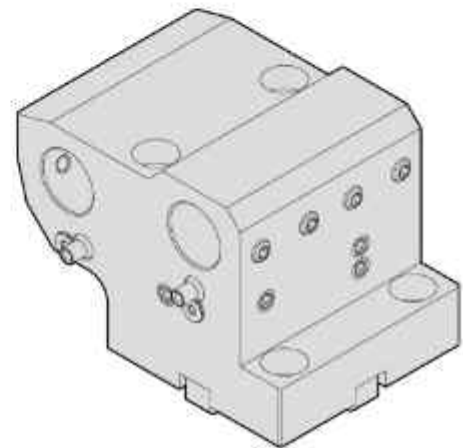
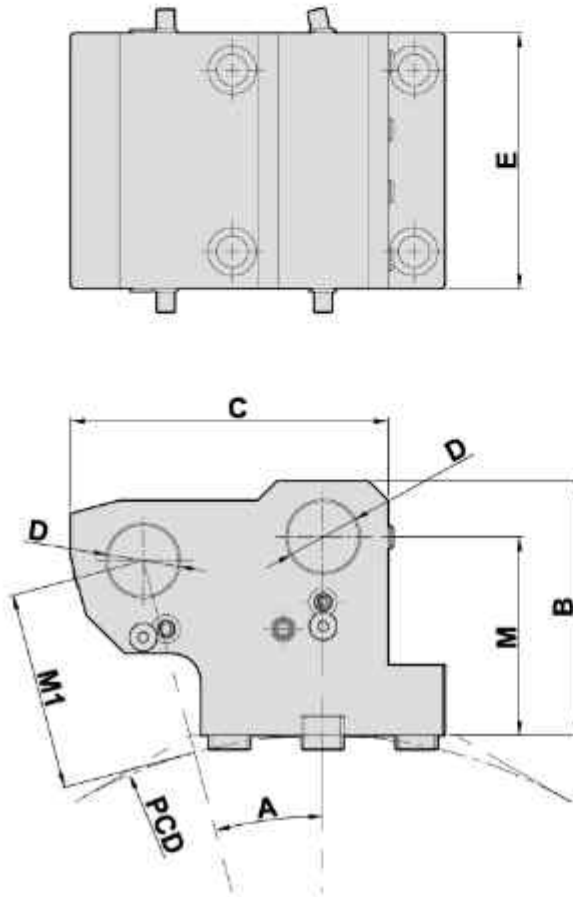
Models		D	A	B	C	E	M	F	Code No.	Order No.	(Kg) Weight
BMT55	mm	25	110	86	85	98	75	25	306008-000	DW230-B25x2-75-Y	4.7
	inch	-	-	-	-	-	-	-	-	-	-
BMT65	mm	32	126	107	85	120	85	25	30700J-000	DW300-B32x2-85-Y	7.5
	inch	-	-	-	-	-	-	-	-	-	-

DOUBLE BORING BAR HOLDER

Evermore

TYPE KOREA SERIES BMT

雙內孔刀座



DIMENSIONS

● External coolant supply 外部出水

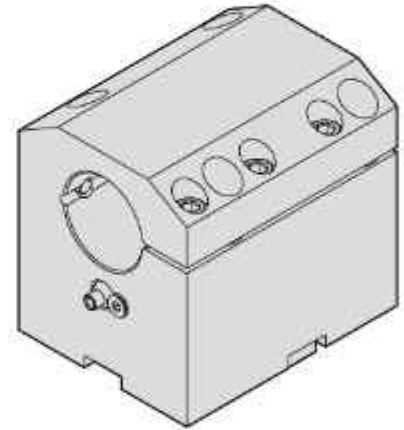
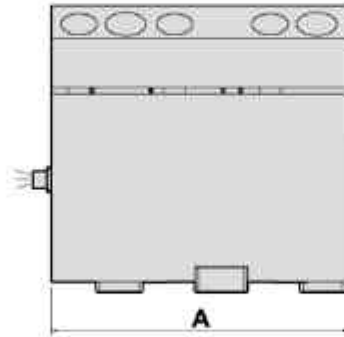
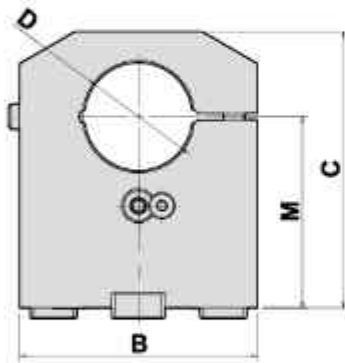
Models	D	A	B	C	E	M	M1	PCD	Code No.	Order No.	(Kg) Weight
BMT55	20	15°	100	109	90	80	80	350	305003-000	DW230-B20x2-80-24	5.6
BMT55	19.05	15°	100	109	90	80	80	350	3E1003-000	DW230-B19.05x2-80-24	5.6
BMT55	25	15°	90	112	90	70	70	350	30601B-000	DW230-B25x2-70-24	5.1
BMT55	25.4	15°	92	112	90	72	72	350	3F1005-000	DW230-B25.4x2-72	5.3
BMT65	25	15°	92	118	100	72	72	380	306007-000	DW300-B25x2-72	6
BMT65	25.4	15°	92	118	100	72	72	380	3F1002-000	DW300-B25.4x2-72	6
BMT65	25.4	15°	105	118	100	85	85	380	3F1004-000	DW300-B25.4x2-85-24	7.2

BORING BAR HOLDER - SPLIT TYPE

Evermore

TYPE KOREA SERIES BMT

內孔刀座-槽切型



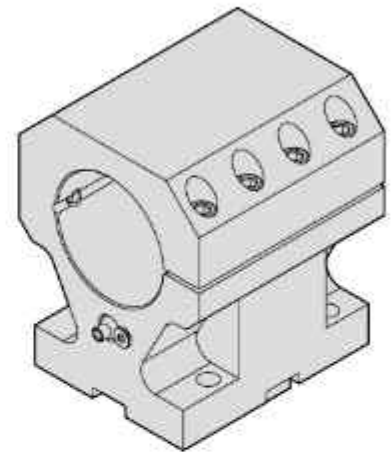
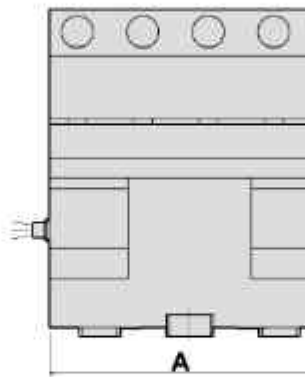
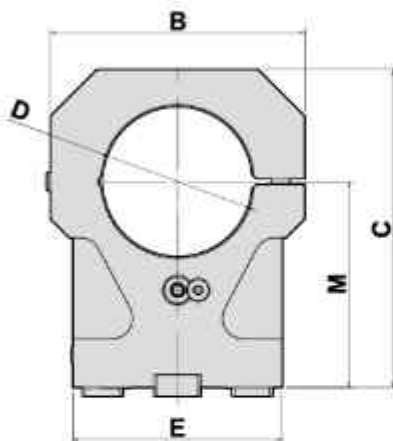
DIMENSIONS

● External coolant supply 外部出水

Models		D	A	B	C	M	Code No.	Order No.	(Kg) Weight
BMT75	mm	50	140	112	130	90	30900A-000	DW350-B50-90-T	12.6
	inch	2"	5.51"	4.41"	5.12"	3.54"	3I1008-000	DW350-B50.8-90-T	12.2
BMT75	mm	-	-	-	-	-	-	-	-
	inch	2.5"	5.51"	4.41"	5.51"	3.54"	3J1005-000	DW350-B63.5-90-T	12.1

BORING BAR HOLDER - SPLIT TYPE

內孔刀座-槽切型



DIMENSIONS

● External coolant supply 外部出水

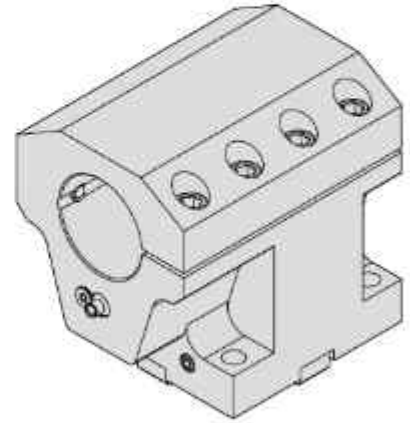
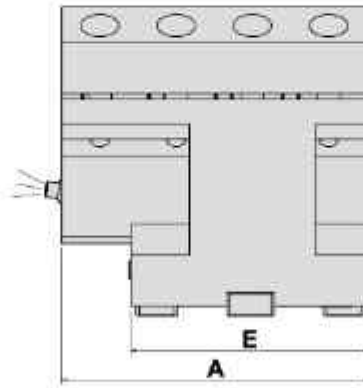
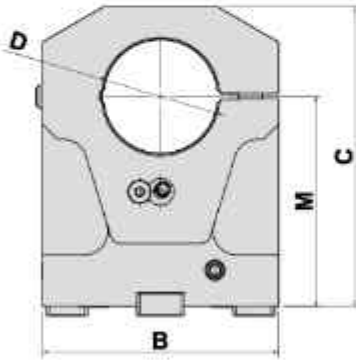
Models		D	A	B	C	E	M	Code No.	Order No.	(Kg) Weight
BMT75	mm	80	140	136	170	112	110	311003-000	DW350-B80-110-140T	14.9
	inch	-	-	-	-	-	-	-	-	-

BORING BAR HOLDER - SPLIT TYPE

Evermore

TYPE KOREA SERIES BMT

內孔刀座-槽切型



DIMENSIONS

● External coolant supply 外部出水

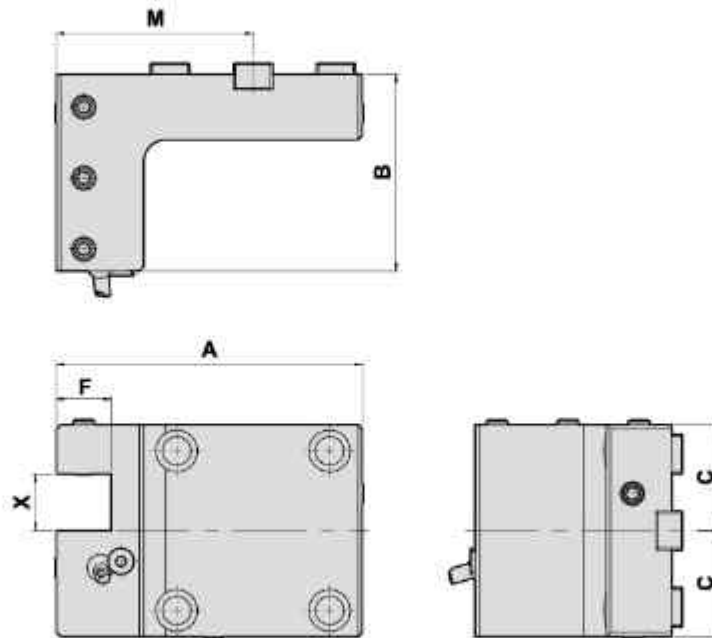
Models		D	A	B	C	E	M	Code No.	Order No.	(Kg) Weight
BMT85	mm	60	161.5	124	157	125	110	310002-000	DW700-B60-110-161T	16.1
	inch	-	-	-	-	-	-	-	-	-
BMT85	mm	80	161.5	130	170	125	120	311007-000	DW700-B80-120T	16.1
	inch	-	-	-	-	-	-	-	-	-

CUTTING HOLDER

Evermore

TYPE KOREA SERIES BMT

切斷刀座



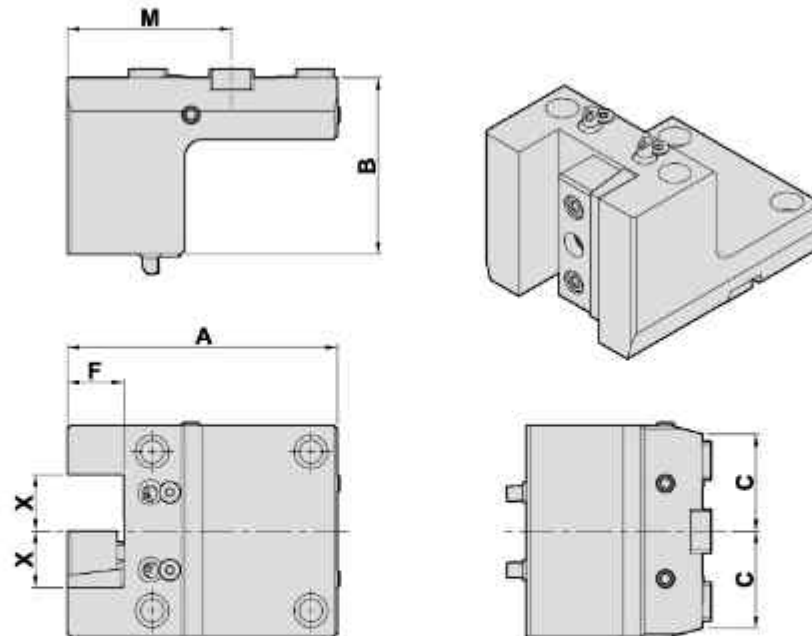
DIMENSIONS

• External coolant supply 外部出水

Models	X	A	B	C	F	M	Code No.	Order No.	(Kg) Weight
BMT45	21	109	70	37.5	19.05	70	7E1001-000	DW220-R19.05-70	1.7
BMT45	22	109	70	37.5	20	70	705001-000	DW220-R20-70	1.7
BMT65	26	140	90	48.5	25	90	706001-000	DW300-R25-90-W110	4.2

CUTTING HOLDER

切斷刀座



DIMENSIONS

• External coolant supply 外部出水

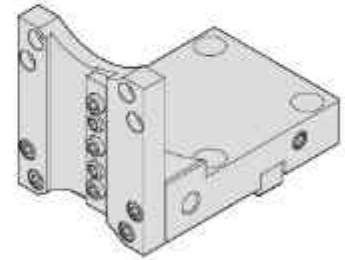
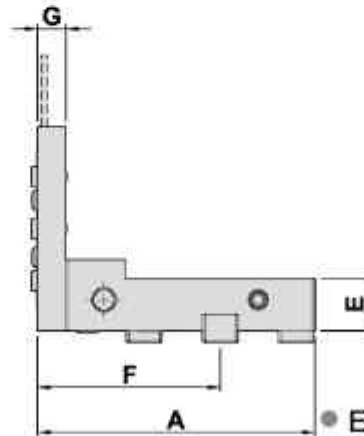
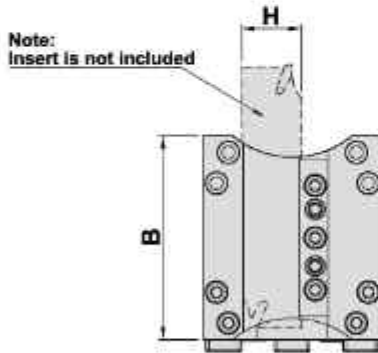
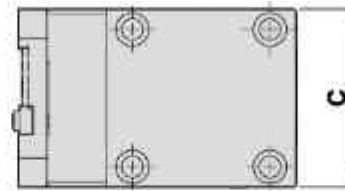
Models	X	A	B	C	F	M	Code No.	Order No.	(Kg) Weight
BMT75	31.75	153	100	55	31.75	93	7G1001-000	DW350-R31.75-100	7.4
BMT75	32	153	100	55	32	93	707001-000	DW350-R32-100	7.4

CUTTING HOLDER

Evermore

TYPE KOREA SERIES BMT

切斷刀座


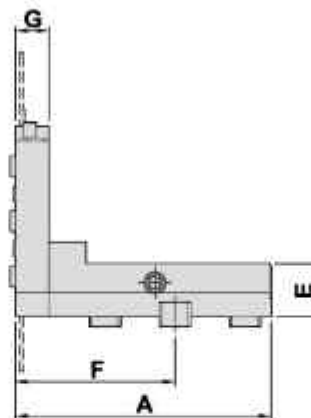
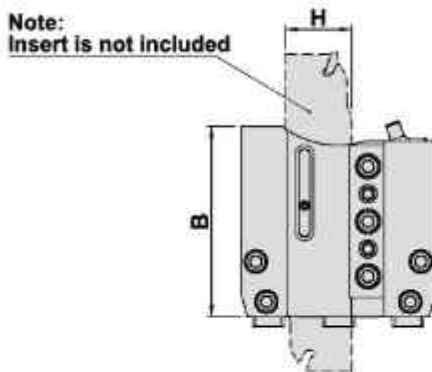
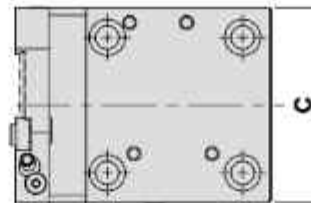


DIMENSIONS

● External coolant supply 外部出水

Models	A	B	C	E	F	G	H	Code No.	Order No.	(Kg) Weight
BMT45	117	86	75	22	77	12	26	705004-000	DW220-R20-82-H	1.8

CUTTING HOLDER 切斷刀座

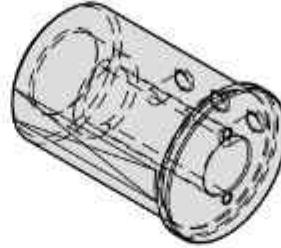
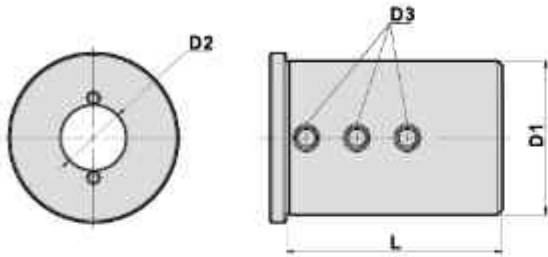


DIMENSIONS

● External coolant supply 外部出水
● Internal coolant supply 内部出水

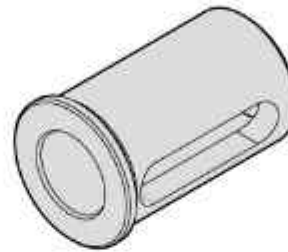
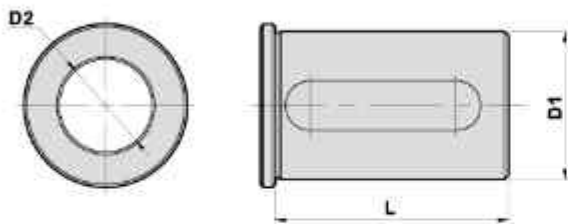
Models	A	B	C	E	F	G	H	Code No.	Order No.	(Kg) Weight
BMT45	125	90	75	22	85	16	32	706009-000	DW220-R25-90-H	2.3
BMT55	121	90	86	25	75.5	16	26	705005-000	DW230-R20-90-H-W100	2.6
BMT55	121	90	86	25	75.5	16	32	706006-000	DW230-R25-90-H-W100	2.7
BMT65	134	90	96	25	84	16	32	706007-000	DW300-R25-90-H	2.7

REDUCING SLEEVE 固定刀座-刀套



RS-W

- For boring bar holder
- External coolant supply



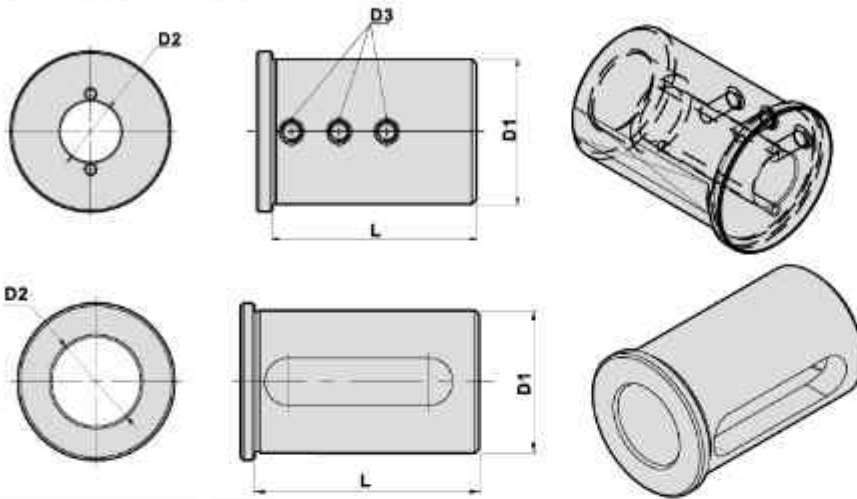
RS

- For boring bar holde

DIMENSIONS

D1	D2	D3	L	Code No.	Order No.	FIG	(Kg)Weight
20	6	Thread	40	A20061-000	E20-6	1	0.10
	8			A20081-000	E20-8		0.10
	10			A20101-000	E20-10		0.09
	12			A20122-000	E20-12		0.07
	16			-	2		0.04
25	6	Thread	50	A25061-000	E25-6	1	0.18
	8			A25081-000	E25-8		0.18
	10			A25101-000	E25-10		0.16
	12			A25121-000	E25-12		0.15
	16	-		2	0.12		
	20	A25162-000			E25-16	0.08	
	25	A25202-000			E25-20	0.08	
32	6	Thread	60	A32061-000	E32-6	1	0.35
	8			A32081-000	E32-8		0.35
	10			A32101-000	E32-10		0.34
	12			A32121-000	E32-12		0.33
	16			A32162-000	E32-16		0.28
	20	-		2	0.23		
	25	A32202-000			E32-20	0.16	
	25	A32252-000			E32-25	0.16	
	6	Thread			70	A40061-000	E40-6
8	A40081-000		E40-8	0.61			
10	A40101-000		E40-10	0.59			
12	A40121-000		E40-12	0.55			
16	A40162-000		E40-16	0.56			
20	-		2	0.51			
25	A40202-000			E40-20		0.42	
50	32	-	A40322-000	E40-32		0.26	
	8	Thread	80	A50081-000		E50-8	1
	10			A50101-000	E50-10	1.10	
	12			A50121-000	E50-12	1.10	
	16			A50161-000	E50-16	1.10	
	20			A50201-000	E50-20	1.00	
	25			A50251-000	E50-25	0.90	
	32	-		2	0.71		
	40	A50322-000			E50-32	0.44	
	40	A50402-000			E50-40	0.44	
12	Thread	107			A60121-000	E60-12	1
16			A60161-000	E60-16	2.20		
20			A60201-000	E60-20	2.10		
25			A60251-000	E60-25	1.90		
32			A60321-000	E60-32	1.70		
40			A60402-000	E60-40	1.30		
40			-	2	1.30		
50			A60502-000		E60-50	0.76	

REDUCING SLEEVE 固定刀座-刀套



RS-W

- For boring bar holder
- External coolant supply

RS

- For boring bar holder

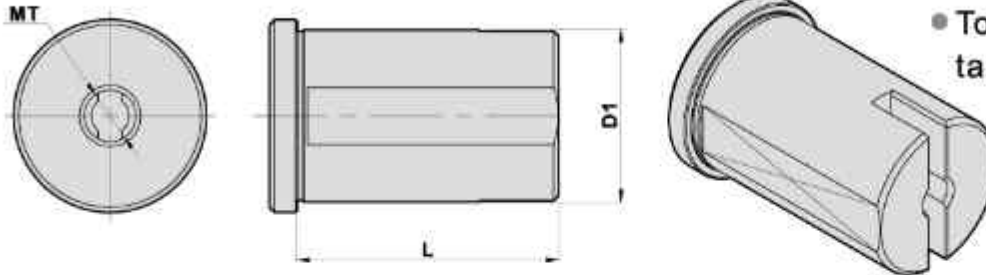
DIMENSIONS

D1	D2	D3	L	Code No.	Order No.	FIG	(Kg)Weight	
3/4"	1/4"	Thread	40	AE1X11-000	E3/4"-1/4"	1	0.10	
	5/16"			AE1A11-000	E3/4"-5/16"		0.10	
	3/8"			AE1B11-000	E3/4"-3/8"		0.09	
	1/2"			AE1C12-000	E3/4"-1/2"	2	0.07	
	5/8"			AE1D12-000	E3/4"-5/8"		0.05	
1"	1/4"	Thread	50	AF1X11-000	E1"-1/4"	1	0.19	
	5/16"			AF1A11-000	E1"-5/16"		0.19	
	3/8"			AF1B11-000	E1"-3/8"		0.19	
	1/2"			AF1C11-000	E1"-1/2"	2	0.16	
	5/8"			AF1D12-000	E1"-5/8"		0.13	
	3/4"			AF1E12-000	E1"-3/4"		0.09	
	1"			AG1F12-000	E1-1/4"-1"		0.14	
1-1/4"	1/4"	Thread	60	AG1X11-000	E1-1/4"-1/4"	1	0.36	
	5/16"			AG1A11-000	E1-1/4"-5/16"		0.36	
	3/8"			AG1B11-000	E1-1/4"-3/8"		0.32	
	1/2"			AG1C11-000	E1-1/4"-1/2"	2	0.31	
	5/8"			AG1D12-000	E1-1/4"-5/8"		0.28	
	3/4"			AG1E12-000	E1-1/4"-3/4"		0.24	
	1"			AG1F12-000	E1-1/4"-1"		0.14	
1-1/2"	1/4"	Thread	70	AH1X11-000	E1-1/2"-1/4"	1	0.61	
	5/16"			AH1A11-000	E1-1/2"-5/16"		0.59	
	3/8"			AH1B11-000	E1-1/2"-3/8"		0.58	
	1/2"			AH1C11-000	E1-1/2"-1/2"	2	0.56	
	5/8"			AH1D12-000	E1-1/2"-5/8"		0.55	
	3/4"			AH1E12-000	E1-1/2"-3/4"		0.50	
	1"			AH1F12-000	E1-1/2"-1"		0.45	
2"	1-1/4"	Thread	80	AH1G12-000	E1-1/2"-1-1/4"	1	0.21	
	5/16"			A11A11-000	E2"-5/16"		1.30	
	3/8"			A11B11-000	E2"-3/8"		1.20	
	1/2"			A11C11-000	E2"-1/2"	2	1.20	
	5/8"			A11D11-000	E2"-5/8"		1.10	
	3/4"			A11E11-000	E2"-3/4"		1.10	
	1"			A11F11-000	E2"-1"		1.00	
2-1/2"	1-1/4"	Thread	107	A11G12-000	E2"-1-1/4"	1	0.80	
	1-1/2"			A11H12-000	E2"-1-1/2"		0.60	
	1/2"			AJ1C11-000	E2-1/2"-1/2"		2	2.60
	5/8"			AJ1D11-000	E2-1/2"-5/8"	2.50		
	3/4"			AJ1E11-000	E2-1/2"-3/4"	2.40		
	1"			AJ1F11-000	E2-1/2"-1"	2.20		
	3"			1-1/4"	Thread	107	AJ1G11-000	E2-1/2"-1-1/4"
1-1/2"		AJ1H12-000	E2-1/2"-1-1/2"	2			1.80	
2"		AJ1I12-000	E2-1/2"-2"				1.10	
1/2"		AL1C11-000	E3"-1/2"				1	3.80
5/8"		AL1D11-000	E3"-5/8"					3.80
3/4"		AL1E11-000	E3"-3/4"	3.70				
1"		AL1F11-000	E3"-1"	3.50				
2-1/2"	1-1/4"	-	107	AL1G11-000	E3"-1-1/4"	1	3.20	
	1-1/2"			AL1H11-000	E3"-1-1/2"		3.00	
	2"			AK1I12-000	E3"-2"		2.20	
	2-1/2"			AK1J12-000	E3"-2-1/2"	2	1.30	
	2-1/2"							

REDUCING SLEEVE 固定刀座-刀套

RS-MT

- Tool holders with morse taper according to DIN 228



DIMENSIONS

(mm)

D1	L	MT	Code No.	Order No.	(Kg)Weight
25	50	MT1	A25MT1-000	E25-MT1	0.22
	50	MT2	A25MT2-000	E25-MT2	0.19
32	60	MT1	A32MT1-000	E32-MT1	0.42
	60	MT2	A32MT2-000	E32-MT2	0.40
	60	MT3	A32MT3-000	E32-MT3	0.41
	60	MT4	A32MT4-000	E32-MT4	0.68
40	70	MT1	A40MT1-000	E40-MT1	0.72
	70	MT2	A40MT2-000	E40-MT2	0.66
	70	MT3	A40MT3-000	E40-MT3	0.74
	70	MT4	A40MT4-000	E40-MT4	0.68
50	76	MT2	A50MT2-000	E50-MT2	1.40
	97	MT3	A50MT3-000	E50-MT3	1.50
	107	MT4	A50MT4-000	E50-MT4	1.60
	125	MT5	A50MT5-000	E50-MT5	0.95
60	76	MT2	A60MT2-000	E60-MT2	1.90
	97	MT3	A60MT3-000	E60-MT3	2.20
	107	MT4	A60MT4-000	E60-MT4	2.30
	125	MT5	A60MT5-000	E60-MT5	2.10

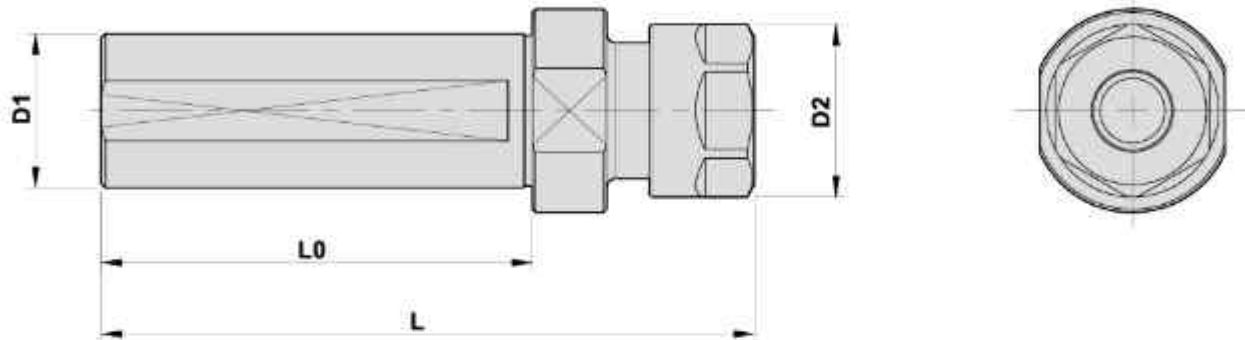
DIMENSIONS

(inch)

D1	L	MT	Code No.	Order No.	(Kg)Weight
1"	50mm	MT1	AF1MT1-000	E1"-MT1	0.22
	50mm	MT2	AF1MT2-000	E1"-MT2	0.19
1-1/4"	60mm	MT1	AG1MT1-000	E1-1/4"-MT1	0.42
	60mm	MT2	AG1MT2-000	E1-1/4"-MT2	0.40
	60mm	MT3	AG1MT3-000	E1-1/4"-MT3	0.41
1-1/2"	70mm	MT1	AH1MT1-000	E1-1/2"-MT1	0.72
	70mm	MT2	AH1MT2-000	E1-1/2"-MT2	0.66
	70mm	MT3	AH1MT3-000	E1-1/2"-MT3	0.74
	70mm	MT4	AH1MT4-000	E1-1/2"-MT4	0.68
2"	76mm	MT2	AI1MT2-000	E2"-MT2	1.40
	97mm	MT3	AI1MT3-000	E2"-MT3	1.50
	107mm	MT4	AI1MT4-000	E2"-MT4	1.60
	125mm	MT5	AI1MT5-000	E2"-MT5	0.95
3"	76mm	MT2	AK1MT2-000	E3"-MT2	1.90
	97mm	MT3	AK1MT3-000	E3"-MT3	2.20
	107mm	MT4	AK1MT4-000	E3"-MT4	2.30
	125mm	MT5	AK1MT5-000	E3"-MT5	2.10

SIDE LOCK STRAIGHT SHANK ER COLLET CHUCKS - SL SHANK

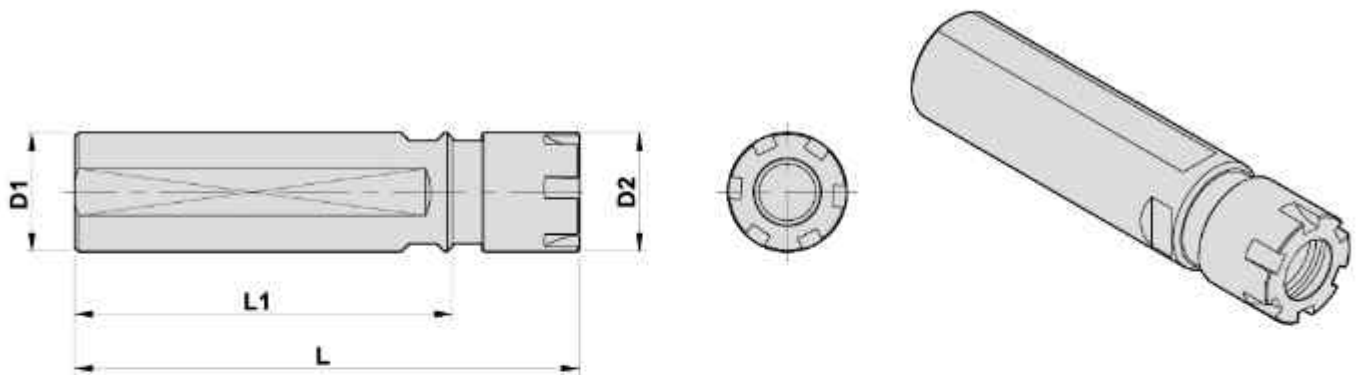
直柄側鎖式ER彈性筒夾刀柄-SL柄



DIMENSIONS

D1	D2	L0	L	Code No.	Order No.
16	19	70	85.5	616004-000	SL16-ER11-70
20	30	70	109.5	605022-000	SL20-ER16-70
	30	100	139.5	605023-000	SL20-ER16-100
	30	120	159.5	605024-000	SL20-ER16-120
	34	80	125.5	605025-000	SL20-ER20-80
	34	100	145.5	605026-000	SL20-ER20-100
	34	120	165.5	605027-000	SL20-ER20-120
25	34	80	122	606011-000	SL25-ER20-80
	42	70	122	606012-000	SL25-ER25-70
	42	80	132	606013-000	SL25-ER25-80
32	34	80	122	607001-000	SL32-ER20-80
	42	70	117	607002-000	SL32-ER25-70
	42	80	127	607003-000	SL32-ER25-80
	50	80	138	607004-000	SL32-ER32-80
	50	130	188	607005-000	SL32-ER32-130
	63	70	137	607006-000	SL32-ER40-70
40	42	80	132	608001-000	SL40-ER25-80
	50	80	131	608002-000	SL40-ER32-80
	50	135	193	608003-000	SL40-ER32-135
	63	80	147	608004-000	SL40-ER40-80

SIDE LOCK STRAIGHT SHANK ER COLLET CHUCKS - SL SHANK 直柄側鎖式ER彈性筒夾刀柄-SL柄

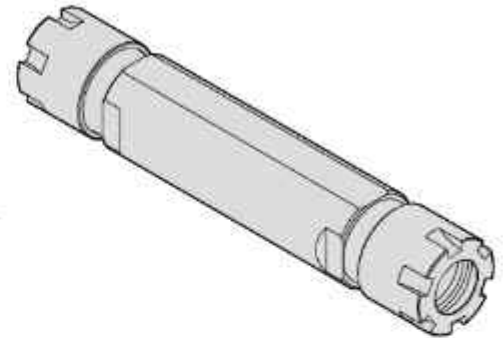
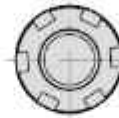
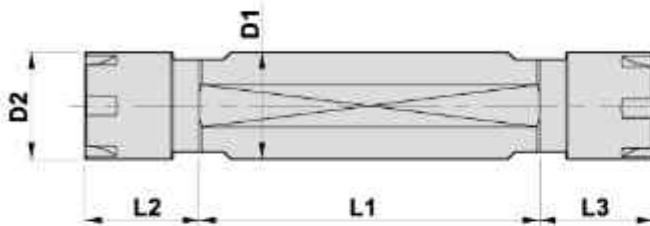


DIMENSIONS

D1	D2	L1	L	Code No.	Order No.
16	19	45	61	616001-000	SL16-ER11-45L
	17	35	53	616005-000	SL16-ER11M-35L
19.05	19	70	86	6E1202-000	SL19.05-ER11-70L
	22	40	64	6E1205-000	SL19.05-ER16M-40L
	22	70	94	6E1204-000	SL19.05-ER16M-70L
	22	105	129	6E1206-000	SL19.05-ER16M-105L
	22	122	146	6E1203-000	SL19.05-ER16M-122L
20	19	40	56	605005-000	SL20-ER11-40L
	19	70	86	605001-000	SL20-ER11-70L
	22	40	64	605004-000	SL20-ER16M-40L
	22	70	94	605003-000	SL20-ER16M-70L
22	22	70	94	622001-000	SL22-ER16M-70L
	22	105	129	622002-000	SL22-ER16M-105L
25	35	80	107	606006-000	SL25-ER20-80L
25.4	22	40	64	6F1210-000	SL25.4-ER16M-40L
	22	70	94	6F1201-000	SL25.4-ER16M-70L
	22	105	129	6F1202-000	SL25.4-ER16M-105L
	35	70	97	6F1206-000	SL25.4-ER20-70L
	42	70	109	6F1207-000	SL25.4-ER25-70L
	42	80	119	6F1211-000	SL25.4-ER25-80L
	50	80	131	6F1208-000	SL25.4-ER32-80L

SIDE LOCK STRAIGHT SHANK ER COLLET CHUCKS - SL SHANK

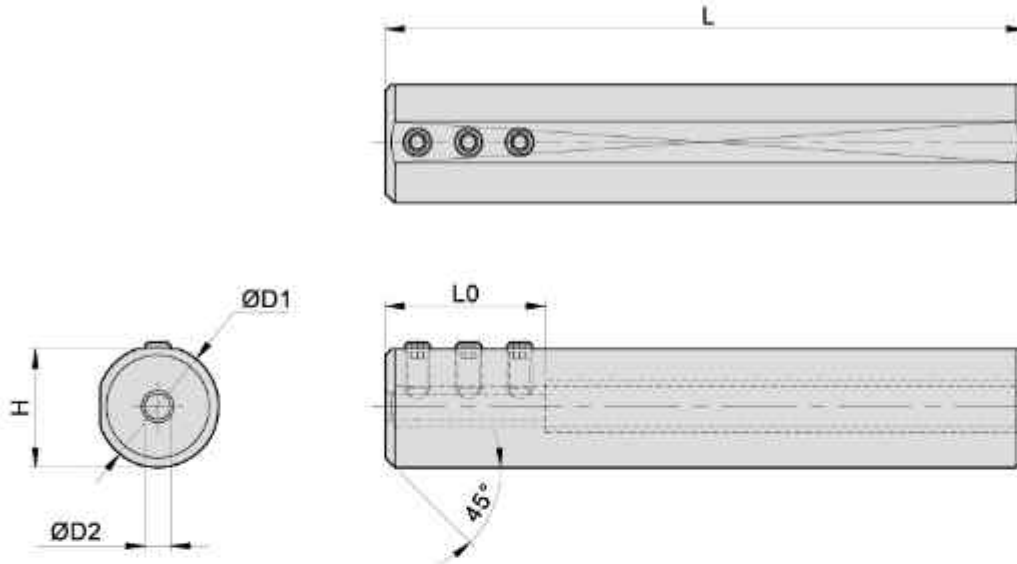
直柄側鎖式ER彈性筒夾刀柄-SL柄



DIMENSIONS

D1	D2	L1	L2	L3	Code No.	Order No.
16	17	80	17	17	616003-000	SL16-ER11Mx2-80L
19.05	19	53.5	16	16	6E1201-000	SL19.05-ER11x2-50L
	19	33.5	16	16	6E1207-000	SL19.05-ER11x2-30L
20	19	33.5	16	16	605006-000	SL20-ER11x2-30L
	19	40	16	16	605008-000	SL20-ER11x2-40L
	19	53.5	16	16	605002-000	SL20-ER11x2-50L
	19	60	16	16	605009-000	SL20-ER11x2-60L
	19	70	16	16	605007-000	SL20-ER11x2-70L
	19	70	19	19	622015-000	SL22-ER11Mx2-70L
22	22	70	24	24	622012-000	SL22-ER16Mx2-70L
	22	90	24	24	622013-000	SL22-ER16Mx2-90L
	22	97	24	24	622014-000	SL22-ER16Mx2-97L
25	28	60	24	24	606005-000	SL25-ER16Mx2-60L
25.4	28	60	24	24	6F1204-000	SL25.4-ER16Mx2-60L
	28	80	24	24	6F1205-000	SL25.4-ER16Mx2-80L
32	42	70	26	26	607007-000	SL32-ER25x2-70L
	42	98	26	26	607011-000	SL32-ER25x2-98L
40	42	88	27	27	608007-000	SL40-ER25x2-88L

BORING HOLDER 搪刀柄



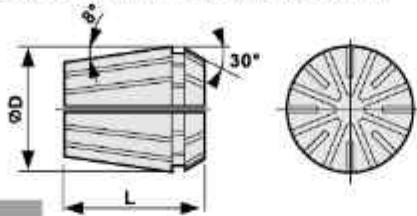
DIMENSIONS

D1	D2	L0	L	H	Code No.	Order No.
19.05	4	25	100	18.5	HE1140-000	H19.05-4-100
	6	35			HE1120-000	H19.05-6-100
	8	45			HE1010-000	H19.05-8-100
	10	50			HE1020-000	H19.05-10-100
	12	50			HE1030-000	H19.05-12-100
20	4	25		19.5	H05140-000	H20-4-100
	6	35			H05120-000	H20-6-100
	8	45			H05010-000	H20-8-100
	10	50			H05020-000	H20-10-100
	12	50			H05030-000	H20-12-100
22	4	25		21.5	H22140-000	H22-4-100
	6	35			H22120-000	H22-6-100
	8	45			H22010-000	H22-8-100
	10	50			H22020-000	H22-10-100
	12	50			H22030-000	H22-12-100
25.4	4	25	24.9	HF1140-000	H25.4-4-100	
	5	25		HF1150-000	H25.4-5-100	
	6	35		HF1120-000	H25.4-6-100	
	8	45		HF1010-000	H25.4-8-100	
	10	50		HF1020-000	H25.4-10-100	
	12	50		HF1030-000	H25.4-12-100	
	16	60		HF1040-000	H25.4-16-100	

ER SPRING COLLET CHUCK SYSTEM ER 筒夾

- 材質採用高彈性鋼材，確保長久的使用壽命；
- 全部筒夾都經過嚴格的精度檢測，符合DIN6499標準，用於夾持高精度刀具；
- ER 16, 20, 32, 40有1mm的夾持範圍；ER 11有0.5mm的夾持範圍

- Case hardened steel guarantees long operating life and elasticity of collets.
- All collets are precisely ground according to DIN6499 for high precision tool holding; ER16, ER20, ER32 and ER40, have 1mm clamping capacity; ER11 have 0.5mm clamping capacity



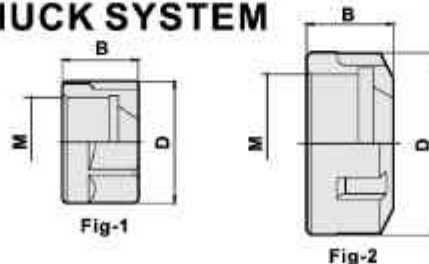
Collet Dimensions

TYPE	ER11	ER16	ER20	ER25	ER32	ER40	ER50
øD	11.5	17	21	26	33	41	52
L	18	27	31	35	40	46	60

DIMENSIONS

ER8		ER16		ER25		ER32		ER40		ER50	
Order No.	Range	Order No.	Range	Order No.	Range	Order No.	Range	Order No.	Range	Order No.	Range
34010	1.0-0.5	34201	1.0-0.5	34402	2-1	34503	3-2	34604	4-3	34712	12-10
34015	1.5-1.0	34202	2.0-1.0	34403	3-2	34504	4-3	34605	5-4	34714	14-12
34020	2.0-1.5	34203	3-2	34404	4-3	34505	5-4	34606	6-5	34716	16-14
34025	2.5-2.0	34204	4-3	34405	5-4	34506	6-5	34607	7-6	34718	18-16
34030	3.0-2.5	34205	5-4	34406	6-5	34507	7-6	34608	8-7	34720	20-18
34035	3.5-3.0	34206	6-5	34407	7-6	34508	8-7	34609	9-8	34722	22-20
34040	4.0-3.5	34207	7-6	34408	8-7	34509	9-8	34610	10-9	34724	24-22
34045	4.5-4.0	34208	8-7	34409	9-8	34510	10-9	34611	11-10	34726	26-24
34050	5.0-4.5	34209	9-8	34410	10-9	34511	11-10	34612	12-11	34728	28-26
		34210	10-9	34411	11-10	34512	12-11	34613	13-12	34730	30-28
				34412	12-11	34513	13-12	34614	14-13	34732	32-30
				34413	13-12	34514	14-13	34615	15-14	34734	34-32
				34414	14-13	34515	15-14	34616	16-15		
				34415	15-14	34516	16-15	34617	17-16		
				34416	16-15	34517	17-16	34618	18-17		
						34518	18-17	34619	19-18		
						34519	19-18	34620	20-19		
						34520	20-19	34621	21-20		
								34622	22-21		
								34623	23-22		
								34624	24-23		
								34625	25-24		
								34626	26-25		

ER SPRING COLLET CHUCK SYSTEM CLAMPING NUT ER 螺帽



DIMENSIONS

Order No.	TYPE	Fig	D	B	M
14748	CN-ER11	1	19	11.5	M14x0.75
14750	CN-ER16	1	32	17.5	M22x1.5
14752	CN-ER20	1	35	19	M25x1.5
14754	CN-ER25	2	42	20	M32x1.5
14756	CN-ER32	2	50	22.5	M40x1.5
14758	CN-ER40	2	63	22.5	M50x1.5
14760	CN-ER50	2	78	35	M64x2.0

日系車銑複合刀座

JAPAN SERIES ROTARY & STATIC TOOL HOLDERS

Evermore[®]

勤堃機械股份有限公司
EVERMORE MACHINE CO., LTD.

台中市霧峰區四德里北豐路33號

No. 33, Pei Fong Rd., Shin Ten Borough, Wu Feng Dist., Taichung City, Taiwan 413

TEL: +886-4-23398694 23323135

FAX: +886-4-23339230

E-mail: info@evermore-tools.com

<http://www.evermore-tools.com>