



**ANN WAY**  
**HOLDING YOUR FUTURE**

**VOL.4**

# TOOLING SYSTEM

ANN WAY

安威機具自1979年成立以來，堅持品質、以客為尊的誠信經營，已凝聚成一股以品質為上策的企業精神。秉持著創新突破的精神，安威持續在產品上精進提昇；近年來，為符合國際市場數控機械、高精度、高轉速的需求，成功研發出高速切削ASK、ADS、ASG、AVC等系列產品，能充分配合高轉速切削刀具，目前已廣泛應用於平衡度高、精度好的精密機械。另外，在粗搪、精搪、大小口徑搪頭方面，亦持續推出多樣化產品，廣受業界好評。更重要的是，安威擁有國際標準規格的檢驗模具BT、HSK、DIN、ANSI，使產品更能合乎國際市場的嚴苛要求。而於2003年通過ISO9001認證，亦使得安威在品質掌控、行政與生產管理、客戶服務與技術支援等各方面，確實發揮加乘效果。優質的產品深得國內外客戶肯定，成功行銷美國、加拿大、義大利、英國、德國、法國、澳洲、瑞士等全球多個國家。

『用實力證明價值，以實績創造品牌』，安威持續以一種打造機械配件精工品質的態度，踩著穩健的步伐，邁向企業永續經營之路！

*Holding Your Future*

Ann Way Machine Tools Co., Ltd. was founded in 1979. We manufacture cutting tools and cutting tool holders for conventional and CNC machine tools.

Our main products include,

- Boring and milling cutting tools
- ER collet chucks
- Milling chucks
- Keyless drill chucks
- ER, OZ, SC collet chucks
- Boring chucks
- BT, HSK, DIN, ANSI testing tools

Our ASK, ADS, AVC and ASG series products meet the demands of high speed, high precision machining.

We have invested heavily over the years in our own manufacturing facilities and are ISO9001 certified. Our R&D department is always active and ready to offer new high quality products. You can find Ann Way cutting holders and cutting tools in the USA, Canada, the UK, Germany, France, Switzerland, Italy, Australia, Turkey and Southeast Asia. We actively keep innovating, developing, and enterprising to offer good product quality and serve all customers.

**ANN WAY**   
www.annwaytools.com



**P.001** AHC Hydraulic Chuck  
高精度油壓夾頭



**P.003** AMG Double Power Chuck  
超倍力夾頭刀桿



**P.004** ASG High Speed Milling Chuck  
高轉速強力銑刀夾頭刀桿



**P.005** ASC High Speed Milling Chuck  
高轉速強力銑刀夾頭刀桿



**ASC Milling Chuck**  
強力銑刀夾頭刀桿  
BT/NT series



**P.007** ASC Milling Chuck  
強力銑刀夾頭刀桿  
MTA/R8 series



**P.008** SC Collet/Collet Set/Wrench  
直束筒夾 / 筒夾組 / 扳手



**P.009** ER Spring Collet Chuck  
彈性筒夾本體



**P.010** ER Spring Collet Chuck  
彈性筒夾本體  
NT/MTA/MTB series



**P.011** ER Spring Collet Chuck  
彈性筒夾本體  
Straight Shank/R8/JT series



**P.012** ER Clamping Nut  
螺帽



**P.013** ER Wrench  
扳手



**P.014** ER Spring Collet  
彈性筒夾



**P.015** ER collet for End Mill/  
Coolant Type  
立銑刀專用筒夾 /  
止水型筒夾



**P.016** ER-GB Tap Collet  
攻牙筒夾



**P.017** ER Spring Collet Set  
彈性筒夾組



**P.018** MER Spring Collet Chuck /  
MER Nut  
彈性筒夾本體 / 螺帽



**P.020** ERA High Speed Collet Chuck /  
Nut/Wrench  
高速彈性筒夾本體 / 螺帽 / 扳手



**P.021** ASK High Speed Collet Chuck  
高轉速精密筒夾本體



**P.023** SK High Speed Collet/Collet  
Set/Extractor  
精密筒夾 / 筒夾組 / 裝取器



**P.027** ASK Wrench



# Contents

## 2

**P.028 ASK Nut/Coolant Type**  
螺帽 / 止水型螺帽



**P.029 AVC High Speed Collet Chuck/ Collet/Wrench**

高轉速高精度立銑刀本體 / 筒夾 / 扳手



**P.031 AVC Nut/Coolant NUT**  
螺帽 / 出水螺帽



**P.032 ADS High Speed Collet Chuck**  
後拉式筒夾本體



**P.033 ADS Straight Shank/Collet**  
直柄後拉式夾頭刀桿 / 筒夾



**P.034 LDS High Speed Collet Chuck/ Collet**

後拉式筒夾刀桿 - 筒夾加長型 / 加長型筒夾



**P.035 ASR Shrink Chuck/Collant Type 036**  
燒結式刀桿 / 出水型



**P.037 ASR Shrink Chuck Curved Type/Straight Shank**  
燒結式刀桿曲線型 / 直柄



**P.038 Induction Shrink Machine**  
感應熱縮式燒結機



**P.039 QSK Zero Adjustable Precision Holder**  
零點可調精度刀桿



**P.040 OZ Collet Chuck**  
重切削筒夾本體  
BT/NT/MTA/R8 series



**P.041 OZ Collet/Collet Set/Nut/ Wrench**  
重切削筒夾 / 筒夾組 / 扳手



**P.042 SLA End Mill Holder / T Type 043**  
側固端銑刀桿 / T 型



**P.044 SLC End Mill Holder-Jet Through Coolant Type/SLA End Mill Holder-NT**  
側固端銑刀桿 - 端面出水型 / 側固端銑刀桿 -NT



**P.045 SLA End Mill Holder-R8/EM 046**  
側固端銑刀桿 -R8 / 側固端銑刀桿 (歐規)



**P.047 APU Drill Chuck Holder**  
直截式鑽夾頭刀桿



**P.048 APU Drill Chuck Holder**  
直截式鑽夾頭刀桿  
MTA/Straight Shank/R8 series



**P.049 JTA Drill Chuck Holder**  
鑽夾頭刀桿  
BT/NT series



**P.050 JTA Drill Chuck Holder**  
鑽夾頭刀桿  
MTA/Straight Shank/R8 series



**P.050 #122 #123 Keyless Drill Mount 051**  
鑽夾頭



**P.051** MTA Morse Taper Holder  
**052** 莫氏錐度刀桿

BT/NT/R8 series



**P.052** Morse Taper Sleeve/Extension/  
**053** Straight Shank

莫氏鑽頭套筒 / 延長套筒 / 直柄套筒



**P.054** MTB Morse Taper Holder/  
**055** Extension Pull Stud

莫氏錐度刀桿 / 專用長拉頭



**P.055** TPM Tension & Compression  
**056** Tap Holder

扭力伸縮攻牙本體  
BT/NT series



**P.056** TPM Tension & Compression  
**057** Tap Holder

扭力伸縮攻牙本體  
MTA/Straight Shank series



**P.056** TPM Tap Collet  
**057** 扭力絲攻筒夾



**P.058** Tap Holder  
簡式攻牙本體



**P.058** TPG875 Tap Holder/Collet/  
**059** Adapter

伸縮攻牙本體 / 絲攻筒夾 / 轉換器



**P.059** Vertical AirTapping Machine  
氣動工牙機



**P.060** ART Right Tap Holder  
剛性攻牙本體



**P.060** ATP Tension & Compression  
**061** Tap Holder

伸縮攻牙本體  
BT/Straight Shank series



**P.061** ATC Tap Collet  
**062** 扭力絲攻筒夾



**P.063** TER Tension & Compression  
**064** Tap Holder

剛性伸縮攻牙本體  
BT/Straight Shank series



**P.064** WER Synchro Tap Holder  
同步攻牙本體

BT/Straight Shank series



**P.065** WASK Synchro Tap Holder  
同步攻牙本體

BT/Straight Shank series



**P.066** DT24/33 Drill Taper Set  
**067** 旋臂鑽床攻牙組



**P.068** DT52 Drill Taper Series  
旋臂鑽床攻牙系列



**P.069** FMA Face Mill Holder  
**070** 平面銑刀桿

BT/NT/R8 series



**P.071** FMB Face Mill Holder  
**072** 平面銑刀桿

BT/NT/R8 series



**P.073** FMA/FMB Face Mill Holder-  
**074** Straight Shank

直柄平面銑刀桿



# Contents

## 4

**P.074** FMH Face Mill Holder-  
Coolant Type  
出水型平面銑刀桿



**P.075** SMA Shell Mill Holder  
筒狀銑刀桿



**P.077** BCK Boring Holder  
**078** 搪孔刀桿  
BT/NT series



**P.079** BCK Micro Boring Head/  
**080** Spare Parts  
微調搪孔頭 / 備用零件



**P.081** Silent Damping Holder / ACK  
Boring Holder-High Rigidity  
Type

內藏減震刀桿 /  
ACK 高剛性搪孔刀桿



**P.082** Carbide Extension Adapter /  
Silent Damping Extension  
Adapter / BCK Boring Head  
For Silent Damping

鎢鋼延長接桿 / 減震延長桿 /  
一體式減震延長桿



**P.083** Adapter+BCK Micro Boring  
~085  
Head  
接桿




**P.086** ZBCK/BCK Large Boring Holder  
大孔徑搪孔刀桿



**P.087** ZBCK/BCK Large Micro  
Boring Head  
大孔徑精搪刀頭



**P.088** BCK Square Boring Holder  
方型精搪刀頭



**P.089** ZACK Boring Holder  
**090** 搪孔刀桿  
BT/NT series



**P.091** ZACK Adjustable Balance Cutter  
排齒式可調粗搪刀頭



**P.092** Adapter+ZACK Boring Head  
~094  
接桿



**P.095** ZACK Large Boring Holder  
大孔徑搪孔刀桿



**P.096** ZACK Adjustable Balance Cutter  
大孔徑排齒式可調粗搪刀頭



**P.097** ACK Boring Holder  
**098** 搪孔刀桿



**P.099** ACK Adjustable Balance Cutter  
雙刀粗搪刀頭



**P.100** Adapter+ACK Boring Head  
~102  
接桿



**P.103** BST Boring Holder/  
Adjustable Balance Cutter  
大口徑雙刀粗搪刀桿 / 刀頭



**P.104** Tips For ACK Cutter  
ACK 粗搪刀頭用刀片



**P.105** TB Fixed Rough Boring Bar  
106 固定式粗搪刀桿



**P.107** SCA Side Cutter Holder  
側銑刀桿



**P.108** SCA Side Cutter Holder  
側銑刀桿  
NT/Straight Shank series



**P.108** HMA Horizontal Mill Arbor  
橫銑刀桿  
BT/NT series



**P.109** BSA Boring Holder  
110 粗搪刀桿  
BT/NT series



**P.111** BSA Boring Holder  
粗搪刀桿



**P.112** BSB Boring Holder  
113 粗搪刀桿  
BT/NT series



**P.114** BSB Boring Holder  
粗搪刀桿



**P.115** BST Large Size Boring Holder/  
Boring Block  
大孔徑粗搪刀桿 / 刀盤



**P.116** Throw Away Boring Cutter  
捨棄式搪刀架



**P.117** Micro Boring Holder/MBT  
118 Square Micro Boring Holder  
微調精搪刀桿 / 方型精搪刀桿



**P.119** BCT Large Micro Boring Holder/  
Boring Block  
大孔徑滑板式精搪刀桿 /  
刀盤



**P.120** R/L 148C Fine Boring Head/  
TSA Adapter  
精搪頭 / 轉接器



**P.121** AMD Screw-in Endmill Holder/  
End Mills  
圓刃銑刀桿 / 銑刀



**P.122** RD Corner Rounding End Mills/  
123 Inserts  
圓刃銑刀桿 / 刀片



**P.124** ABH Fine Boring Head (KKS)  
日製微調精搪頭



**P.125** ABH Rough Boring Head  
(Taiwan)  
台製粗搪頭



**P.126** ABH Micro Boring Holder  
127 微調精搪刀桿  
BT/NT series



**P.128** ABH Micro Boring Holder  
微調精搪刀桿  
MTA series




**P.129** ABJ Modular Micro Boring  
Holder/Head  
小徑微調搪刀桿 / 刀頭




# Contents

## 6

**P.130** BJ Boring Bar/Boring Bar Set  
搪刀 / 搪刀組



**P.131** ABJ Boring Head/Spare Parts  
**132** 搪孔刀頭 / 配件



**P.133** BM1625 Micro Boring Holder  
精搪刀桿



**P.134** NBH2084 Micro Boring System/  
BJ20 Boring Bar Set  
微調搪孔系統 / 搪刀組



**P.135** HBOR50/63 Micro Boring  
**136** System  
微調搪孔系統組



**P.137** HBOR63-BM140 Micro  
Boring Holder  
精搪刀桿



**P.138** HBOR Micro Boring Holder  
極細微調精搪孔刀桿



**P.139** HBOR Adapter  
接桿



**P.140** ERO Oil-Feed Holder  
油路刀桿



**P.140** SLO Oil-Feed Holder/Sleeve/  
Block  
油路刀桿 / 刀套 / 止動塊



**P.141** TA Test Bar  
測試棒  
BT/NT series



**P.142** ISO Balanced Tool Holder  
木工機專用刀桿  
ER/ASK/ADS Type



**P.143** ISO Balanced Tool Holder  
木工機專用刀桿  
OZ/FMA Type



**P.143** ISO Locking Device  
鎖刀座



**P.144** NBT Without Keyway Holder  
**145** 無鍵槽刀桿  
ER/ASK/ADS/APU Type



**P.146** AMG Double Power Chuck  
超倍力夾頭刀桿  
HSK-A Type series



**P.146** ASG High Speed Milling Chuck  
高轉速強力銑刀夾頭刀桿  
HSK-A Type series



**P.147** ASC High Speed Milling Chuck/  
Milling Chuck  
高轉速 / 強力銑刀夾頭刀桿  
HSK-A Type series



**P.148** ER Spring Collet Chuck  
彈性筒夾本體  
HSK-A Type series



**P.149** MER Spring Collet Chuck  
彈性筒夾本體  
HSK-A Type series





**P.150** ERA High Speed Collet Chuck

高速彈性筒夾本體

HSK-A Type series



**P.150** AMD Screw-in Endmill Holder

圓刀銑刀桿

HSK-A Type series



**P.151** ASK High Speed Collet Chuck

高轉速精密筒夾本體

HSK-A Type series



**P.151** AVC High Speed Collet Chuck

高轉速高精度立銑刀本體

HSK-A Type series



**P.152** ADS High Speed Collet Chuck

後拉式夾頭刀桿

HSK-A Type series



**P.153** ASR Shrink Chuck/Curved/  
Collant Type

燒結式刀桿 / 曲線型 / 出水型

HSK-A Type series



**P.154** SLA/SLC End Mill Holder

側固端銑刀桿 / 出水型

HSK-A Type series



**P.155** EM Eed Mill Holder-Weldon

側固端銑刀桿 (歐規)


HSK-A Type series



**P.156** APU Drill Chuck Holder  
MTA Morse Taper Holder

直截式鑽夾頭刀桿

莫氏錐度刀桿 HSK-A Type series



**P.157** FMA/FMB/FMH Face Mill  
Holder

平面銑刀桿

HSK-A Type series



**P.158** TPM/ART/ATP Tap Holder

攻牙本體

HSK-A Type series



**P.159** WER/WASK Synchro Tap Holder

同步攻牙本體

HSK-A Type series



**P.160** BCK/ACK/ZACK Boring Holder

161 搪孔刀桿

HSK-A Type series



**P.161** ABJ Modular Micro  
Boring Holder

微調搪孔刀桿

HSK-A Type series



**P.162** HBOR50/63 Micro Boring  
System

微調搪孔系統組

HSK-A Type series



**P.163** ASK/ADS High Speed Collet  
Chuck

高轉速精密筒夾 / 後拉式夾頭

刀桿 HSK-E Type series



**P.164** ER Collet Chuck/  
ASR Shrink Chuck

彈性筒夾本體 / 燒結式刀桿

HSK-E Type series



**P.165** AVC High Speed Collet Chuck

高轉速高精度立銑刀本體

HSK-E Type series



**P.165** AMD/SLA End Mill Holder

圓刀銑刀桿 / 側固端銑刀桿

HSK-E Type series



**P.166** ER/ASK Collet Chuck

彈性 / 高轉速精密筒夾本體

HSK-F Type series



# Contents

## 8

**P.167** ADS High Speed Collet Chuck  
後拉式夾頭刀桿  
HSK-F Type series



**P.168** TA Test Bar/Coolant Supply Unit  
HSK 測試棒 / 專用冷卻液管



**P.168** HSK Locking Device  
鎖刀座



**P.169** AMG Double Power Chuck  
超倍力夾頭刀桿  
SK-DIN69871A series



**P.170** ASG/ASC Milling Chuck  
高轉速 / 強力銑刀夾頭刀桿  
SK-DIN69871A series



**P.171** ER/ERA Collet Chuck  
彈性 / 高速彈性筒夾本體  
SK-DIN69871A series



**P.172** MER Spring Collet Chuck  
彈性筒夾本體  
SK-DIN69871A series



**P.173** ASK High Speed Collet Chuck  
高轉速精密筒夾本體  
SK-DIN69871A series



**P.174** AVC/ADS High Speed Collet Chuck  
高轉速高精度立銑刀桿 / 後拉式夾頭刀桿 SK-DIN69871A series



**P.175** ASR Shrink Chckuk  
燒結式刀桿  
SK-DIN69871A series



**P.176** OZ Collet Chuck/EM End Mill Holder  
重切削筒夾本體 / 側固端銑刀桿  
SK-DIN69871A series



**P.177** APU/B Type Drill Chuck Holder  
直截式 / 鑽夾頭刀桿  
SK-DIN69871A series



**P.178** MTAM/MTB Morse Taper Holder/  
Extension Pull Stud  
莫氏錐度刀桿 / 專用長拉頭  
SK-DIN69871A series



**P.179** TPM/ART/ATP Tap Holder  
攻牙本體  
SK-DIN69871A series



**P.180** TER Tension & Compression Tap Holder  
剛性伸縮攻牙本體  
SK-DIN69871A series



**P.181** FMB/CS Face Mill Holder  
平面 / 殼型銑刀桿  
SK-DIN69871A series



**P.182** BCK Boring Holder  
搪孔刀桿  
SK-DIN69871A series



**P.183** ZACK/ACK Boring Holder  
184 搪孔刀桿  
SK-DIN69871A series



**P.185** ZBCK/BCK Large Boring Holder  
大孔徑精搪刀桿  
SK-DIN69871A series



**P.186** ZACK/ACK Large Boring Holder  
大孔徑粗搪刀桿  
SK-DIN69871A series



**P.187** BSA/BSB Boring Holder  
188 粗搪刀桿

SK-DIN69871A series



**P.189** BCA Micro Boring Holder  
190 微調精搪刀桿

SK-DIN69871A series



**P.190** BCT Large Micro Boring Holder  
大孔徑滑板式精搪刀桿

SK-DIN69871A series



**P.191** ABH Micro Boring Holder  
微調精搪刀桿

SK-DIN69871A series



**P.192** ABJ/NBH Micro Boring Holder  
小徑 / 微調搪孔刀桿

SK-DIN69871A series




**P.193** HBOR50/63 Micro Boring System  
微調搪孔系統組

SK-DIN69871A series



**P.194** ERO/SLO Oil-Feed Holder  
油路刀把

SK-DIN69871A series



**P.195** AMD Screw-in End Mill Holder  
圓刀銑刀桿

SK-DIN69871A series



**P.195** TSA Adapter/TA Test Bar  
轉接器 / 測試棒

SK-DIN69871A series



**P.196** ASC Milling Chuck/  
ER Collet Chuck

強力銑刀桿 / 彈性筒夾本體  
SK-DIN2080 series



**P.197** OZ Collet Chuck/EM End Mill Holder  
重切削筒夾本體 / 側固端銑刀桿

SK-DIN2080 series



**P.198** APU/B Type Drill Chuck Holder  
直截式 / 鑽夾頭刀桿

SK-DIN2080 series



**P.199** MTAM/MTB Morse Taper Holder  
莫氏錐度刀桿

SK-DIN2080 series



**P.200** FMB/CS Face Mill Holder  
平面 / 殼型銑刀桿

SK-DIN2080 series



**P.201** ASC Milling Chuck/Collet/Wrench  
強力銑刀夾頭刀桿 / 筒夾 / 扳手

CAT series



**P.202** ER Spring Collet Chuck  
203 彈性筒夾本體

CAT/Straight Shank series



**P.204** MER Spring Collet Chuck  
彈性筒夾本體

CAT series



**P.205** ERA High Speed Collet Chuck  
高速彈性筒夾本體

CAT series



**P.205** ASK High Speed Collet Chuck  
高轉速精密筒夾本體

CAT series



**P.206** ASR Shrink Chuck  
燒結式刀桿

CAT series



# Contents

## 10

**P.207** OZ/TG100 Collet Chuck  
重切削筒夾本體  
CAT series



**P.208** EM End Mill Holder  
側固端銑刀桿  
CAT series



**P.210** APU/JTA Drill Chuck Holder  
直截式 / 鑽夾頭刀桿  
CAT series



**P.211** MTA Morse Taper Holder  
莫氏錐度刀桿  
CAT series



**P.211** TPM Tension & Compression Tap Holder  
扭力伸縮攻牙本體  
CAT series



**P.212** TER Tension & Compression Tap Holder  
剛性伸縮攻牙本體  
CAT series



**P.213** FMA Face Mill Holder  
平面銑刀桿  
CAT series



**P.214** BCK Boring Holder  
搪孔刀桿  
CAT series



**P.215** ZACK/ACK Boring Holder  
216 搪孔刀桿  
CAT series



**P.217** ABJ/NBH Micro Boring Holder  
小徑 / 微調搪孔刀桿  
CAT series



**P.218** HBOR50/63 Micro Boring System  
微調搪孔系統組  
CAT series



**P.219** ERO Oil-Feed Holder/Test Bar  
油路刀把 / 測試棒  
CAT series



**P.220** ASG High Speed Milling Chuck  
高轉速強力銑刀夾頭刀桿  
ABT series



**P.221** ASC High Speed Milling Chuck  
高轉速強力銑刀夾頭刀桿  
ABT series



**P.222** ER Spring Collet Chuck  
彈性筒夾本體  
ABT series




**P.223** ASK High Speed Collet Chuck  
高轉速精密筒夾本體  
ABT series



**P.224** AVC High Speed Collet Chuck  
高轉速高精度立銑刀本體  
ABT series



**P.225** ADS High Speed Collet Chuck  
後拉式夾頭刀桿  
ABT series



**P.226** SLA End Mill Holder  
側固端銑刀桿  
ABT series



**P.227** FMA/FMB Face Mill Holder  
平面銑刀桿  
ABT series



**P.228** BH/DCMNN Turning Holder

車銑複合式刀桿  
HSK-T series



**P.229** SE4R45/SE545 Face Mill Cutter

面銑刀盤



**P.230** AAP/AKM Aluminum Alloy Cutter / TPR/RD Face Mill Cutter

鋁合金面銑刀盤  
面銑 / 圓刀刀盤



**P.232** WCMX Rapid Drills Throw-Away Inserts

捨棄式快速鑽頭



**P.234** A.T.C. Modular Concentricity Test Gauge

三點組合模具



**P.235** Mechanical/Ceramic/Rotary Edge Finder

機械 / 陶瓷 / 迴轉式 尋邊器



**P.236** High Sensitive Electronic Edge Finder

光電式尋邊器



**P.236** 3D Sensor-Haimer

萬向尋邊器




**P.237** Z-Zero Setter

Z 軸測定器



**P.238** Tool Stand/Tool Sheath

刀具架 / 刀具盒



**P.238** Tool Trolley

刀具車



**P.239** Tool Locking Device/ Spindle Taper Wipers

立臥兩用鎖刀座 / 主軸清潔棒




**P.239** CK Clamping Kit

萬能夾具組



**P.240** Machine Vise

~242 虎鉗



**P.242** Artistic Drill Re-Sharpening Machine

鑽頭研磨機



**P.243** Tool Presetter

刀具預調儀



**P.244** Sleeve/Cabinet For Tool Presetter

刀具預調儀用套筒 / 儲存櫃



**P.245** Pull Stud

~247 拉頭



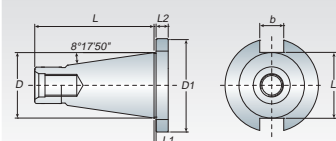
**P.248** Stop Screw/ Spindle Force Dynamometer

止付螺絲 / 主軸拉力計



**P.249** Technical Information

~253

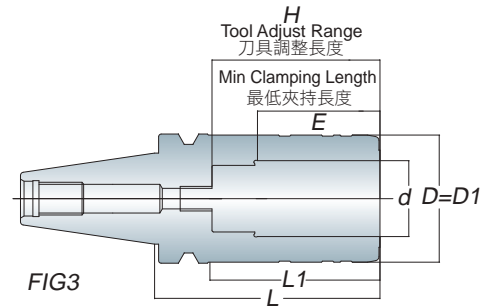
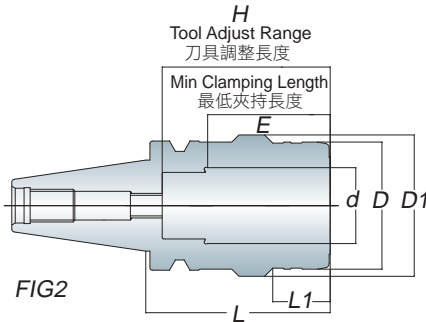
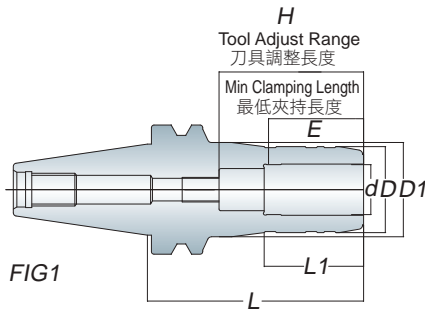


BT / NT  
series

AHC

# Hydraulic Chuck

高精度油壓夾頭



Model No.	Figi	d	D	D1	L1	L	E	H	Weight (kg)
BT30 AHC06-075	1	6	26	45	38	75	28	28-52	0.67
-090	1	6	26	45	43	90	28	28-52	0.74
AHC08-075	1	8	28	45	38	75	28	28-52	0.69
-090	1	8	28	45	43	90	28	28-52	0.76
AHC10-075	1	10	30	45	38	75	33	33-55	0.74
-090	1	10	30	45	43	90	33	33-55	0.82
AHC12-075	1	12	32	45	38	75	38	38-60	0.75
-090	1	12	32	45	43	90	38	38-60	0.83
AHC14-090	1	14	34	45	43	90	38	38-60	0.85
AHC16-090	1	16	38	45	43	90	43	43-70	0.90
AHC20-090	2	20	42	46	48	90	43	43-70	0.96
BT40 AHC06-090	1	6	26	46	43	90	28	28-52	1.33
-105	1	6	26	46	43	105	28	28-52	1.42
-135	1	6	26	46	46	135	28	28-52	1.65
AHC08-090	1	8	28	46	43	90	28	28-52	1.33
-105	1	8	28	46	43	105	28	28-52	1.46
-135	1	8	28	46	46	135	28	28-52	1.70
AHC10-090	1	10	30	46	46	90	33	33-55	1.34
-105	1	10	30	46	46	105	33	33-55	1.47
-135	1	10	30	46	48	135	33	33-55	1.70
AHC12-090	1	12	32	46	48	90	38	38-60	1.40
-105	1	12	32	46	48	105	38	38-60	1.47
-135	1	12	32	46	48	135	38	38-60	1.60
AHC14-090	1	14	34	46	48	90	38	38-60	1.80
AHC16-090	1	16	38	46	48	90	43	43-70	1.40
-105	1	16	38	46	48	105	43	43-70	1.56
-135	1	16	38	46	48	135	43	43-70	1.90
AHC20-090	1	20	42	46	48	90	43	43-70	1.40
-105	1	20	42	46	48	105	43	43-70	1.60
AHC25-075	1	25	55	62	35	75	52	52-80	1.40
-090	1	25	55	62	35	90	52	52-80	1.60
AHC32-090	2	32	62	69	28	90	56	56-82	2.20
-110	3	32	62	62	82	110	56	56-82	2.60

Unit: mm

## Features

- AHC tooling system is suitable for high speed and high precision cutting.
- When using without collet, AHC tooling system is designed for coolant type -THROUGH TOOLS.
- Tools are restricted by material of h6 carbide tool.
- Balancing: 30,000 r.p.m G2.5
- AHC 刀具系列適用於高轉速、高精密切削加工，切削效果佳
- 在沒有搭配筒夾的情況下使用，AHC 刀具系列為刀尖給水設計
- 刀具限用 h6 鎢鋼刀具
- 動平衡：30,000 r.p.m G2.5

# Hydraulic Chuck

高精度油壓夾頭

# AHC

# BT / NT series

- 5um 4XD偏擺精度
- 刀具拆裝迅速
- 切削減振效果
- Runout accuracy <5um at 4XD
- East and fast to change the tool.
- Hydraulic vibration damping

長跨距二環夾持 提升精度穩定性  
Hydraulic Chambers-Stable runout and high accuracy is achieved by 2 points holding.



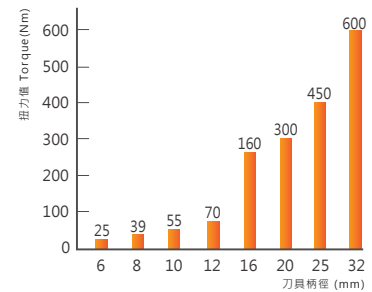
液壓  
減振技術  
Hydraulic  
vibration damping

轉動扳手 輕鬆換刀

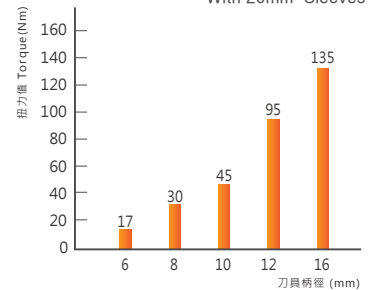
Turn the wrench-  
Easy and fast to change the tool.

## 油壓刀桿夾持扭力測試

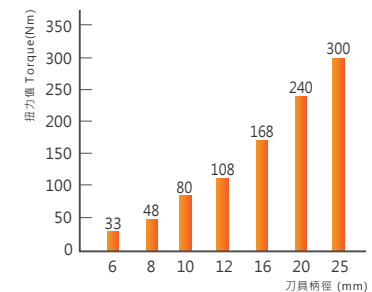
直接夾持  
Direct Clamping



使用20mm筒夾夾持刀具  
With 20mm Sleeves



使用32mm筒夾夾持刀具  
With 32mm Sleeves

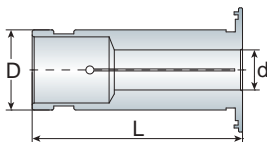


Model No.	Figi	d	D	D1	L1	L	E	H	Weight (kg)
BT50 AHC06-105	1	06	26	46	43	105	28	28-52	4.20
-135	1	06	26	46	43	135	28	28-52	4.30
AHC08-105	1	08	28	46	43	105	28	28-52	4.20
-135	1	08	28	46	43	135	28	28-52	4.40
AHC10-105	1	10	30	46	48	105	33	33-55	4.20
-135	1	10	30	46	48	135	33	33-55	4.40
AHC12-105	1	12	32	46	48	105	38	38-60	4.20
-135	1	12	32	46	48	135	38	38-60	4.40
AHC16-105	1	16	38	46	48	105	43	43-70	4.30
-135	1	16	38	46	48	135	43	43-70	4.60
AHC20-105	1	20	42	46	48	105	43	43-70	4.40
-135	1	20	42	46	48	135	43	43-70	4.70
AHC25-105	1	25	55	70	35	105	52	52-80	5.00
-135	1	25	55	70	49	135	52	52-80	5.70
AHC32-105	1	32	70	77	45	105	56	56-82	5.10
-135	1	32	70	77	49	135	56	56-82	6.00
-165	1	32	70	77	49	165	56	56-82	6.90

Unit: mm

## Straight Collet-Coolant Type

油壓夾頭止水型筒夾



Model No.	D	d	L	Weight (kg)
SC12-CL	12	3,4,5,6,8	40	0.02
SC16-CL	16	6,8,10,12	47.5	0.08
SC20-CL	20	4,6,8,10,12,14,16	52	0.10
SC25-CL	25	6,8,10,12,14,16,20	58	0.20
SC32-CL	32	6,8,10,12,14,16,18,20,25	64	0.30

Unit: mm

# SC-CL

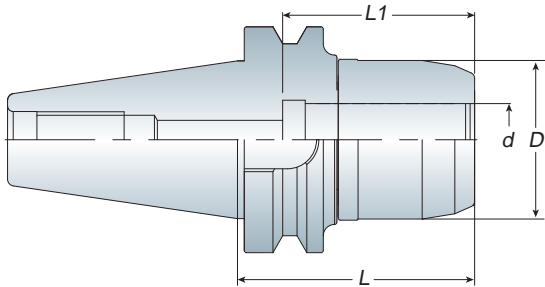


BT / NT  
series

AMG

# Double Power Chuck

超倍力夾頭刀桿



Jet through  
端面出水



## Features

- AMG tooling system is suitable for high speed and heavy cutting simultaneously.
- AMG tooling system is special designed for coolant type - JET THROUGH.
- High precision clamping because of the design of needle roller bearing.
- The spacer could make the flange & nut be tightened and provide exceptional rigidity.
- Clamping the tools without collet is excellent for heavy cutting.
- Wrench must be ordered separately.
- Balancing: 30,000 r.p.m G2.5
- AMG 刀桿系列可同時在高速切削及重切削上使用
- AMG 刀具系列為端面給油設計
- 刀桿採用針狀軸承設計，夾持度極佳
- 螺帽透過墊片與本體貼合使之提高剛性
- 在沒有使用筒夾的情況下，直接夾持刀具，重切削效果最佳
- 扳手為另購品
- 動平衡：30,000 r.p.m G2.5

Model No.	d	D	L	L1	Wrench	Weight (kg)
BT30 AMG10-080	10	46	80	67	WAMG12	1.10
AMG12-080	12	46	80	67	WAMG12	1.10
AMG16-095	16	54	95	60	WAMG16	1.30
AMG20-095	20	58	95	70	WAMG20	1.60
AMG25-100	25	62	100	90	WAMG25	1.80
AMG32-095	32	70	95	90	WAMG32	2.00
BT40 AMG10-080	10	46	80	67	WAMG12	1.60
AMG12-080	12	46	80	67	WAMG12	1.60
-105	12	46	105	67	WAMG12	2.00
AMG16-080	16	54	80	60	WAMG16	1.80
-105	16	54	105	60	WAMG16	2.30
AMG20-095	20	58	95	70	WAMG20	2.00
-105	20	58	105	70	WAMG20	2.30
AMG25-095	25	62	95	90	WAMG25	2.20
AMG32-090	32	70	90	90	WAMG32	2.30
-105	32	70	105	90	WAMG32	2.60
BT50 AMG10-105	10	46	105	67	WAMG12	4.60
AMG12-105	12	46	105	67	WAMG12	4.60
-135	12	46	135	67	WAMG12	5.10
-165	12	46	165	67	WAMG12	5.80
AMG16-105	16	54	105	60	WAMG16	4.90
-135	16	54	135	60	WAMG16	5.50
-165	16	54	165	60	WAMG16	6.50
AMG20-105	20	58	105	70	WAMG20	4.90
-135	20	58	135	70	WAMG20	5.60
-165	20	58	165	70	WAMG20	6.50
AMG25-105	25	62	105	90	WAMG25	4.90
-135	25	62	135	90	WAMG25	5.70
-165	25	62	165	90	WAMG25	6.70
AMG32-105	32	70	105	90	WAMG32	5.00
-135	32	70	135	90	WAMG32	5.80
-165	32	70	165	90	WAMG32	6.70

Unit: mm



- AMG Double Power Chuck with nut for C-WRENCH is available.
- Please change name from AMG to AMC of each model no. when ordering.
- 螺帽部分為 C 型系列，訂購時，請更改品名為 AMC
- Example: BT40 AMC16-080



ANNWAY-AMG



P8-Wrench

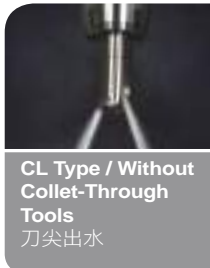
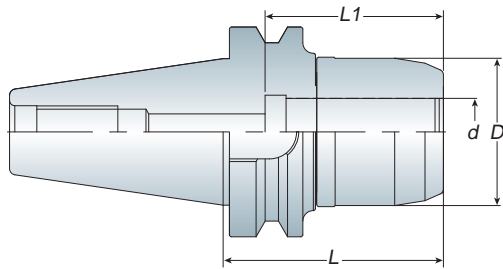


# High Speed Milling Chuck

高轉速強力銑刀夾頭刀桿

# ASG

BT / NT  
series



CL Type / Without Collet-Through Tools  
刀尖出水

- ASG CL type is designed for coolant type-through tools.
- Please change name from ASG to ASG CL of each model no. when ordering.
- ASG CL 為刀具出水設計，訂購時，請更改品名為 ASG-CL
- EX: BT40 ASG 20-80 CL



Without Collet - Through holders  
刀桿出水

With Collet - Through collets  
筒夾出水

With CL Collet - Through tools  
刀尖出水

## Features

- ASG tooling system is suitable for high speed and high precision cutting.
- When using without collet, ASG tooling system is designed for coolant type - THROUGH TOOLS.
- Dust-proof design could extend tool holder lifetime.
- Wrench must be ordered separately.
- Balancing: 30,000 r.p.m G2.5
- ASG 刀具系列適用於高轉速、高精密切削加工，切削效果佳
- 在沒有搭配筒夾的情況下使用，ASG 刀具系列為刀尖給油設計
- 特殊防塵設計，提升刀桿壽命
- 扳手為另購品
- 動平衡：30,000 r.p.m G2.5

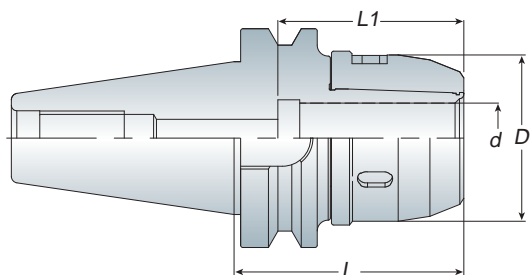
Model No.	Clamping Range	d	D	L	L1	Collet Type	Weight (kg)
BT30 ASG12-070	3~12	12	35	70	-	SC12	1.10
ASG16-080	3~16	16	46	80	65	SC16	1.10
ASG20-085	4~20	20	54	85	72	SC20	1.40
BT40 ASG12-080	3~12	12	35	80	-	SC12	1.40
-095	3~12	12	35	95	-	SC12	1.50
-120	3~12	12	35	120	-	SC12	1.80
ASG16-080	3~16	16	46	80	65	SC16	1.60
-105	3~16	16	46	105	65	SC16	2.00
-135	3~16	16	46	135	65	SC16	2.40
ASG20-080	4~20	20	54	80	72	SC20	1.80
-105	4~20	20	54	105	72	SC20	2.30
-135	4~20	20	54	135	72	SC20	2.90
ASG25-090	6~25	25	58	90	85	SC25	2.00
-120	6~25	25	58	120	85	SC25	2.60
ASG32-105	6~32	32	68	105	95	SC32	2.40
-135	6~32	32	68	135	95	SC32	3.20
BT50 ASG12-090	3~12	12	35	90	-	SC12	4.10
-110	3~12	12	35	110	-	SC12	4.30
-135	3~12	12	35	135	-	SC12	4.40
ASG16-090	3~16	16	46	90	65	SC16	4.40
-110	3~16	16	46	110	65	SC16	4.70
-135	3~16	16	46	135	65	SC16	4.90
-150	3~16	16	46	150	65	SC16	5.20
ASG20-090	4~20	20	54	90	72	SC20	4.50
-110	4~20	20	54	110	72	SC20	5.00
-135	4~20	20	54	135	72	SC20	5.30
-150	4~20	20	54	150	72	SC20	5.40
ASG25-110	6~25	25	58	110	85	SC25	5.00
-150	6~25	25	58	150	85	SC25	5.40
ASG32-110	6~32	32	68	110	95	SC32	5.10
-150	6~32	32	68	150	95	SC32	6.40

Unit: mm



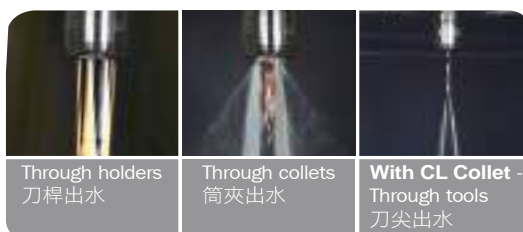
P8- Wrench

P8- SC Collet



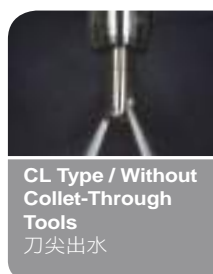
Model No.	Clamping Range	d	D	L	L1	Collet Type	Weight (kg)
BT30 ASC16-080	3~16	16	46	80	65	SC16	1.10
ASC20-085	4~20	20	53	85	72	SC20	1.30
BT40 ASC16-080	3~16	16	46	80	65	SC16	1.60
-105	3~16	16	46	105	65	SC16	2.00
-135	3~16	16	46	135	65	SC16	2.40
ASC20-080	4~20	20	53	80	72	SC20	1.80
-105	4~20	20	53	105	72	SC20	2.30
-135	4~20	20	53	135	72	SC20	2.90
BT50 ASC16-090	3~16	16	46	90	65	SC16	4.40
-110	3~16	16	46	110	65	SC16	4.70
-135	3~16	16	46	135	65	SC16	4.90
-150	3~16	16	46	150	65	SC16	5.00
ASC20-090	4~20	20	53	90	72	SC20	4.50
-110	4~20	20	53	110	72	SC20	5.00
-135	4~20	20	53	135	72	SC20	5.60
-150	4~20	20	53	150	72	SC20	6.00

Unit: mm




## Features

- ASC tooling system is suitable for high speed and high precision cutting.
- When using without collet, ASC tooling system is designed for coolant type - THROUGH TOOLS.
- Dust-proof design could extend tool holder lifetime.
- C-type wrench is attached for each ASC milling chuck.
- Balancing: 30,000 r.p.m G2.5
- ASC 刀具系列用於高轉速、高精密切削加工，切削效果佳
- 在沒有搭配筒夾的情況下使用，ASC 刀具系列為刀尖給油設計
- 特殊防塵設計，提升刀桿壽命
- 每支 ASC 刀桿均附 1 支 C 型扳手
- 動平衡：30,000 r.p.m G2.5



CL Type / Without Collet-Through Tools  
刀尖出水

- ASC CL type is designed for coolant type-through tools.
- Please change name from ASC to ASC CL of each model no. when ordering.
- ASC CL 為刀具出水設計，訂購時，請更改品名為 ASC-CL
- EX: BT40 ASC 20-80 CL



P8- Wrench

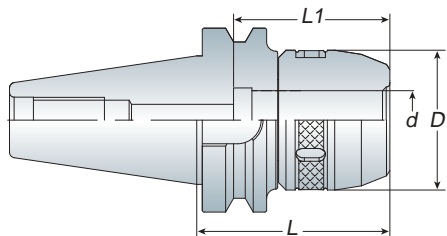
P8- SC Collet

# Milling Chuck

強力銑刀夾頭刀桿

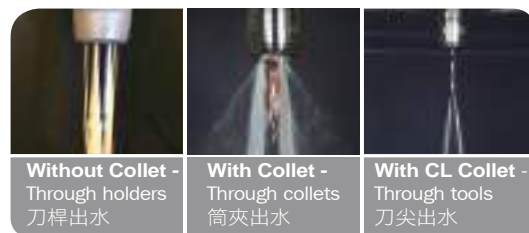
# ASC

# BT / NT series



Model No.	Clamping Range	d	D	L	L1	Collet Type	Weight (kg)
BT30 ASC25-085	6~25	25	58	85	85	SC25	1.30
BT40 ASC25-090	6~25	25	58	90	85	SC25	1.90
-130	6~25	25	58	130	85	SC25	2.70
ASC32-095	6~32	32	68	95	95	SC32	2.20
-105	6~32	32	68	105	95	SC32	2.80
-130	6~32	32	68	130	95	SC32	3.30
BT50 ASC25-100	6~25	25	58	100	85	SC25	4.60
-150	6~25	25	58	150	85	SC25	5.50
ASC32-105	6~32	32	76	105	95	SC32	5.20
-150	6~32	32	76	150	95	SC32	6.40
-200	6~32	32	76	200	95	SC32	8.50
-250	6~32	32	76	250	95	SC32	9.70
ASC42-110	6~42	42	84	110	100	SC42	5.50
-160	6~42	42	84	160	100	SC42	7.60

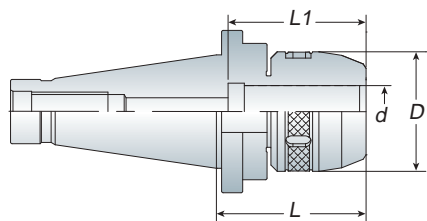
Unit: mm



- C-type wrench is attached for each ASC milling chuck.
- 每支 ASC 刀桿均附 1 支 C 型扳手



- ASC CL type is designed for coolant type-through tools.
- Please change name from ASC to ASC CL of each model no. when ordering.
- ASC CL 為刀具出水設計，訂購時，請更改品名為 ASC-CL
- EX: BT40 ASC 20-80 CL



# Milling Chuck


強力銑刀夾頭刀桿



Model No.	Clamping Range	d	D	L	L1	Collet Type	Draw Bolt	Weight (kg)
NT30 ASC20-085	4~20	20	53	85	72	SC20	1/2" - 12 M12x1.75P	1.60
ASC25-080	6~25	25	58	80	85	SC25		1.40
ASC32-090	6~32	32	68	90	95	SC32		1.80
NT40 ASC25-080	6~25	25	58	80	85	SC25	5/8" - 11 M16x2.0P	1.80
-130	6~25	25	58	130	85	SC25		2.60
ASC32-085	6~32	32	68	85	95	SC32		2.20
-130	6~32	32	68	130	95	SC32	3.00	
NT50 ASC25-095	6~25	25	58	95	85	SC25	1" - 8 M24x3.0P	3.90
-150	6~25	25	58	150	85	SC25		5.30
ASC32-090	6~32	32	76	90	95	SC32		4.60
-150	6~32	32	76	150	95	SC32		5.60
ASC42-095	6~42	42	84	95	100	SC42		4.70
-150	6~42	42	84	150	100	SC42		6.80

Unit: mm

- When ordering, please specify the draw bolt with inch size or metric size.
- C-type wrench is attached for each ASC milling chuck.
- 請於訂購時，確認刀桿為英制或公制
- 每支 ASC 刀桿均附 1 支 C 型扳手



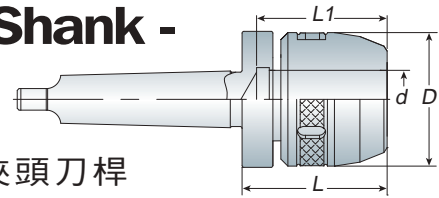
P8- Wrench

P8- SC Collet

BT / NT  
series

ASC

## Morse Taper Shank - Tang Type



莫氏錐度強力銑刀夾頭刀桿



- C-type wrench is attached for each ASC milling chuck.
- 每支 ASC 刀桿均附 1 支 C 型扳手

Model No.	Clamping Range	d	D	L	L1	Collet Type	Weight (kg)
MTA3 ASC25-070	6~25	25	58	70	85	SC25	1.50
MTA4 ASC25-070	6~25	25	58	70	85	SC25	1.90
ASC32-080	6~32	32	76	80	95	SC32	2.20
MTA5 ASC25-075	6~25	25	58	75	85	SC25	2.60
ASC32-080	6~32	32	76	80	95	SC32	3.40
ASC42-090	6~42	42	84	90	100	SC42	4.70
MTA6 ASC25-075	6~25	25	58	75	85	SC25	5.30
ASC32-080	6~32	32	76	80	95	SC32	6.10
ASC42-090	6~42	42	84	90	100	SC42	6.50

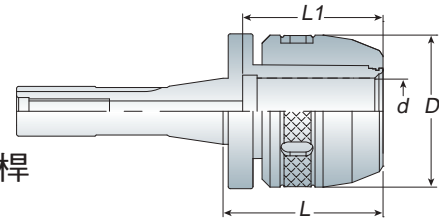
Unit: mm



- C-type wrench is attached for each ASC milling chuck.
- 每支 ASC 刀桿均附 1 支 C 型扳手


## R8 Taper Shank

R8 強力銑刀夾頭刀桿



Model No.	Clamping Range	d	D	L	L1	Collet Type	Weight (kg)
R8 ASC25-070	6~25	25	58	70	85	SC25	1.40
ASC32-075	6~32	32	68	75	95	SC32	1.70

Unit: mm



P8- Wrench

P8- SC Collet

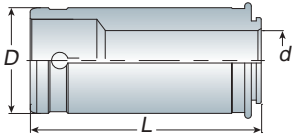
## Straight Collet Set

直束筒夾組



Model No.	Specification	Weight (kg)
SC12-6PCS	3,4,5,6,8,10	0.40
SC16-6PCS	3,4,6,8,10,12	1.80
SC20-6PCS	4,6,8,10,12,16	2.10
SC25-6PCS	6,8,10,12,16,20	2.40
SC32-7PCS (Metric)	6,8,10,12,16,20,25	3.80
SC32-7PCS (Inch)	1/4,5/16,3/8,1/2,5/8,3/4,1	3.80
SC42-8PCS	6,8,10,12,16,20,25,32	6.10

Unit: mm



## Straight Collet

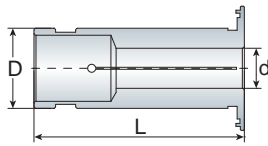
直束筒夾

Model No.	D	d	L	Weight (kg)
SC12	12	3,4,5,6,7,8,9,10	40	0.02
SC16	16	3,4,5,6,7,8,9,10,11,12	42	0.06
SC20	20	4,6,8,10,12,14,16	52	0.10
SC25	25	6,8,10,12,14,16,18,20	63	0.16
SC32 - Metric	32	6,8,10,12,14,16,18,20,25	71	0.30
SC32 - Inch	32	1/4,5/16,3/8,1/2,5/8,3/4,1	71	0.30
SC42	42	6,8,10,12,14,16,18,20,25,32	71	0.60

Unit: mm

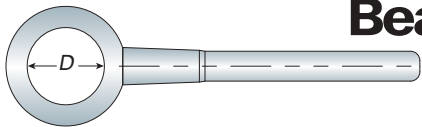
## Straight Collet-Coolant Type

止水型直束筒夾



Model No.	D	d	L	Weight (kg)
SC12-CL	12	3,4,5,6,8	40	0.02
SC16-CL	16	6,8,10,12	47.5	0.08
SC20-CL	20	4,6,8,10,12,14,16	52	0.10
SC25-CL	25	6,8,10,12,14,16,20	58	0.20
SC32-CL	32	6,8,10,12,14,16,18,20,25	64	0.30

Unit: mm

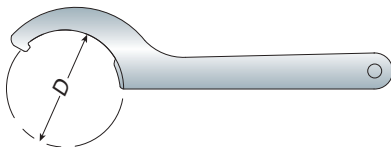


## Bearing Wrench

軸承扳手

Model No.	D	Suit for	Weight (kg)
WASG10 / WASG12	35	ASG10 / ASG12	0.70
WAMG12 / WASG16	46	AMG12 / ASG16	0.70
WAMG16 / WASG20	54	AMG16 / ASG20 (ASK25)	0.90
WAMG20 / WASG25	58	AMG20 / ASG25	1.10
WAMG25	62	AMG25	1.10
WASG32	68	ASG32	1.20
WAMG32	70	AMG32	1.20

Unit: mm



## C-type Wrench

C型扳手

Model No.	D	Suit for	Weight (kg)
WASC16	46	ASC16	0.22
WASC20	53	ASC20	0.22
WASC25	55~60	ASC25 / OZ25	0.28
WASC32	68	BT30 / BT40 ASC32	0.35
WASC42	72~84	BT50 ASC32 / ASC42	0.40

Unit: mm

# SC

BT / NT  
series



# SC-CL

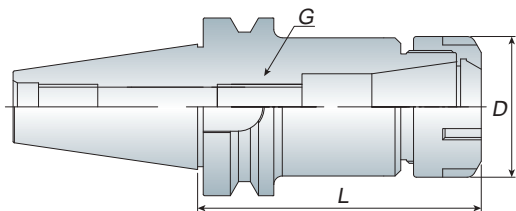


# ASC



# Spring Collet Chuck

## 彈性筒夾本體



### Features

- ER collet chuck with the flexibility that can clamp drill, reamers, end mills and taps.
- ER16 / ER20 / ER25 / ER32 / ER40 are also suitable for ER power ball bearing nut, high speed bearing nut and wrench.
- Wrench and Stop screw must be ordered separately.
- ER 筒夾具有彈性，適合夾持鑽頭、鉸刀、銑刀及絲攻刀具
- ER16 / ER20 / ER25 / ER32 / ER40 刀桿可另外選配強力型鋼珠螺帽、高速鋼珠螺帽及扳手
- ER 扳手及止付螺絲為另購品



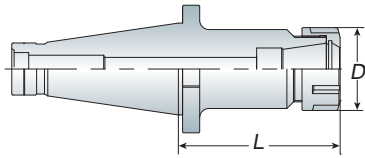
Model No.	Clamping Range	D	L	G	Collet Type	Wrench	Weight (kg)
BT30 ER08-060M	1~5	12	60	M6	ER08	WM08	0.50
-100M	1~5	12	100	M6	ER08	WM08	0.60
ER11-100M	1~7	16	100	M8	ER11	WM11	0.60
ER16-100M	1~10	22	100	M12	ER16	WM16	0.70
ER20-100M	1~13	28	100	M14	ER20	WM20	0.80
BT40 ER11-070M	1~7	16	70	M8	ER11	WM11	1.15
-100M	1~7	16	100	M8	ER11	WM11	1.20
ER16-100M	1~10	22	100	M12	ER16	WM16	1.25
ER20-100M	1~13	28	100	M14	ER20	WM20	1.30
BT30 ER11-060	1~7	19	60	M8	ER11	WER11	0.60
ER16-060	1~10	28	60	M12	ER16	WER16	0.60
-070	1~10	28	70	M12	ER16	WER16	0.70
ER20-060	1~13	34	60	M14	ER20	WER20	0.60
ER25-060	2~16	42	60	M18	ER25	WER25	0.70
ER32-060	2~20	50	60	M24	ER32	WER32	0.75
-070	2~20	50	70	M24	ER32	WER32	0.80
BT40 ER11-070	1~7	19	70	M8	ER11	WER11	1.20
-100	1~7	19	100	M8	ER11	WER11	1.25
ER16-070	1~10	28	70	M12	ER16	WER16	1.20
-100/150	1~10	28	100/150	M12	ER16	WER16	1.40/1.60
ER20-080	1~13	34	80	M14	ER20	WER20	1.30
-100/150	1~13	34	100/150	M14	ER20	WER20	1.50/1.80
ER25-080	2~16	42	80	M18	ER25	WER25	1.50
-100/150	2~16	42	100/150	M18	ER25	WER25	1.70/2.10
ER32-060	2~20	50	60	M24	ER32	WER32	1.30
-070	2~20	50	70	M24	ER32	WER32	1.40
-100/150	2~20	50	100/150	M24	ER32	WER32	1.80/2.60
ER40-080	3~26	63	80	M28	ER40	WER40	1.70
-100	3~26	63	100	M28	ER40	WER40	2.20
BT50 ER16-100/150	1~10	28	100/150	M12	ER16	WER16	4.10/4.30
-200/250/300	1~10	28	200/250/300	M12	ER16	WER16	4.60/5.10/5.40
ER20-100/150	1~13	34	100/150	M14	ER20	WER20	4.20/4.50
-200/250/300	1~13	34	200/250/300	M14	ER20	WER20	4.90/5.50/5.90
ER25-100/150	2~16	42	100/150	M18	ER25	WER25	4.20/4.80
-200/250/300	2~16	42	200/250/300	M18	ER25	WER25	5.30/6.10/6.80
ER32-100/150	2~20	50	100/150	M24	ER32	WER32	4.40/5.20
-200/250/300	2~20	50	200/250/300	M24	ER32	WER32	5.90/6.60/7.50
ER40-080	3~26	63	80	M28	ER40	WER40	4.30
-100/150	3~26	63	100/150	M28	ER40	WER40	4.70/5.90
-200/250/300	3~26	63	200/250/300	M28	ER40	WER40	7.10/8.20/9.30



另可搭配強力型鋼珠螺帽



另可搭配高速鋼珠螺帽



## Spring Collet Chuck

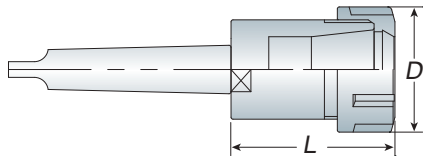
彈性筒夾本體

ER

BT / NT  
series

Model No.	D	L	Collet Type	Draw Bolt	Weight (kg)
NT30 ER16-076	28	76	ER16	1/2" - 12 M12x1.75P	0.70
ER32-055	50	55	ER32		0.80
ER40-085	63	85	ER40		1.40
NT40 ER16-076	28	76	ER16	5/8" - 11 M16x2.0P	1.20
-100	28	100	ER16		1.30
ER20-076	34	76	ER20		1.40
-100	34	100	ER20		1.40
ER32-050	50	50	ER32		1.10
ER40-055	63	55	ER40		1.40
NT50 ER16-100	28	100	ER16	1" - 8 M24x3.0P	3.30
-150	28	150	ER16		3.50
ER20-100	34	100	ER20		3.30
-150	34	150	ER20		3.70
ER32-058	50	58	ER32		3.20
ER40-058	63	58	ER40		3.20

Unit: mm



## Morse Taper Shank - Tang Type

莫氏錐度彈性筒夾本體 -A 型



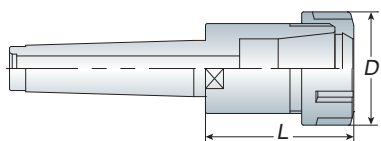
- When ordering, please specify the draw bolt for inch size or metric size.
- Wrench and Stop screw must be ordered separately
- 請於訂購時，確認刀桿為英制或公制
- ER 扳手及止付螺絲為另購品



- Wrench and Stop screw must be ordered separately.
- ER 扳手及止付螺絲為另購品

Model No.	D	L	Collet Type	Weight (kg)
MTA2 ER16-32	28	32	ER16	0.20
ER20-48	34	48	ER20	0.50
ER25-51	42	51	ER25	0.70
MTA3 ER16-40	28	40	ER16	0.40
ER32-53	50	53	ER32	0.80
ER40-80	63	80	ER40	1.30
MTA4 ER32-60	50	60	ER32	1.30
ER40-80	63	80	ER40	1.70
MTA5 ER40-80	63	80	ER40	2.90

Unit: mm



## Morse Taper Shank - Draw Bolt Type

莫氏錐度彈性筒夾本體 -B 型



- Wrench and Stop screw must be ordered separately.
- ER 扳手及止付螺絲為另購品

Model No.	D	L	Collet Type	Draw Bolt	Weight (kg)
MTB2 ER16-040	28	40	ER16	3/8" - 16 M10x1.5P	0.25
ER20-045	34	45	ER20		0.30
ER25-047	42	47	ER25		0.40
MTB3 ER16-040	28	40	ER16	1/2" - 12 M12x1.75P	0.60
ER32-070	50	70	ER32		0.80
ER40-080	63	80	ER40		1.30
MTB4 ER32-060	50	60	ER32	5/8" - 11 M16x2.0P	1.40
ER40-082	63	82	ER40		1.60
MTB5 ER40-082	63	82	ER40	1" - 8 / M24x3.0P	2.40

Unit: mm



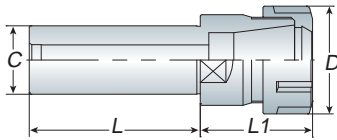
P12- ER Nut P14/15- ER Collet P13- Wrench P248 - Stop Screw

BT / NT  
series

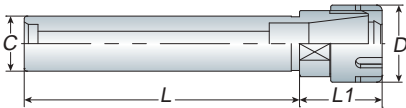
ER

## Straight Shank Collet Chuck

直柄彈性筒夾本體



- Wrench and Stop screw must be ordered separately.
- ER 扳手及止付螺絲為另購品



- Wrench and Stop screw must be ordered separately.
- ER 扳手及止付螺絲為另購品



- Wrench and Stop screw must be ordered separately.
- ER 扳手及止付螺絲為另購品



- Wrench and Stop screw must be ordered separately.
- ER 扳手及止付螺絲為另購品



P12- ER Nut P14/15- ER Collet P13- Wrench P248 - Stop Screw

Model No.	C	D	L	L1	Collet Type	Weight (kg)
C20 ER16-050	20	28	50	35	ER16	0.20
-100/150	20	28	100/150	35		0.35/0.45
ER20-050	20	34	50	40	ER20	0.25
-100/150	20	34	100/150	40		0.40/0.50
ER25-050	20	42	50	46	ER25	0.40
-100/150	20	42	100/150	46		0.50/0.70
C25 ER16-100/150	25	28	100/150	20	ER16	0.40/0.70
ER20-100/150	25	34	100/150	38	ER20	0.50/0.75
ER25-100/150	25	42	100/150	42	ER25	0.55/0.80
ER32-080	25	50	80	58	ER32	0.80
ER40-100	25	63	100	60	ER40	1.10
C32 ER25-060	32	42	60	46	ER25	0.70
ER32-100/150	32	50	100/150	58	ER32	1.10/1.40
ER40-100	32	63	100	60	ER40	1.30
C40 ER32-100	40	50	100	52	ER32	1.30
ER40-100	40	63	100	60	ER40	1.60

Unit:mm

## Straight Shank Collet Chuck - M Type

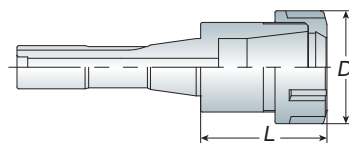
直柄彈性筒夾本體 -M 型

Model No.	C	D	L	L1	Collet Type	Weight (kg)
C16 ER11-050M	16	16	50	15	ER11	0.10
-100M	16	16	100	15		0.20
ER16-050M	16	22	50	32	ER16	0.15
-100M/150M	16	22	100/150	32		0.20/0.30
C20 ER16-050M	20	22	50	32	ER16	0.20
-100M/150M	20	22	100/150	32		0.30/0.40
ER20-050M	20	28	50	40	ER20	0.20
-100M/150M	20	28	100/150	40		0.35/0.50
C25 ER20-050M	25	28	50	40	ER20	0.30
-100M/150M	25	28	100/150	40		0.50/0.60

Unit: mm

## R8 Taper Shank

R8 彈性筒夾本體

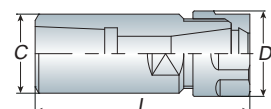


Model No.	D	L	Collet Type	G	Weight (kg)
R8 ER16	28	35	ER16	7/16"x20 UNF	0.60
ER25	42	43	ER25		0.70
ER32	50	60	ER32		0.90
ER40	63	68	ER40		1.40

Unit: mm

## Jacobs Female Taper Shank

內孔鑽頭彈性筒夾本體



Model No.	JT No.	C	D	L	Weight (kg)
JT2 ER16-070	JT2	28	28	70	0.20
JT6 ER16-070	JT6	28	28	70	0.20
ER20-070	JT6	34	34	70	0.30

Unit: mm



# Clamping Nut

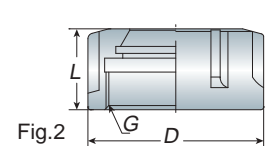
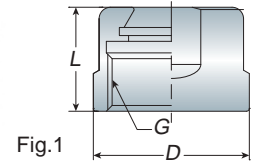
螺帽

ER

BT / NT  
series

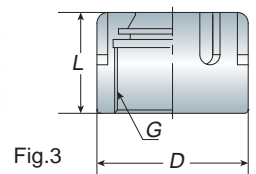
Standard Nut 普通螺帽	Model No.	FIG.	D	L	Nm	G	Collet Type	Weight (kg)
	CN11	1	19	13	30	M14x0.75P	ER11	0.01
	CN16	1	28	18.5	70	M22x1.5P	ER16	0.04
	CN20	1	34	21	100	M25x1.5P	ER20	0.07
	CN25	2	42	21.5	130	M32x1.5P	ER25	0.11
	CN32	2	50	24	170	M40x1.5P	ER32	0.15
	CN40	2	63	26	220	M50x1.5P	ER40	0.30
	CN50	2	78	35		M64x2.0P	ER50	0.50

Unit: mm



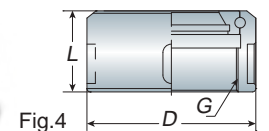
M Type Nut M 型螺帽	Model No.	FIG.	D	L	Nm	G	Collet Type	Weight (kg)
	CNM08	3	12	10.8	10	M10x0.75P	ER08	0.01
	CNM11	3	16	12	30	M13x0.75P	ER11	0.01
	CNM16	3	22	17	70	M19x1.0P	ER16	0.02
	CNM20	3	28	19.2	100	M24x1.0P	ER20	0.03

Unit: mm



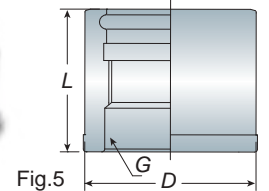
Power Ball Bearing Nut 強力型鋼珠螺帽	Model No.	FIG.	D	L	Nm	G	Collet Type	Weight (kg)
	CN16-B	4	30	19	70	M22x1.5P	ER16	0.07
	CN20-B	4	35	21	100	M25x1.5P	ER20	0.09
	CN25-B	4	43	22	130	M32x1.5P	ER25	0.13
	CN32-B	4	51	24	170	M40x1.5P	ER32	0.16
	CN40-B	4	63	28	220	M50x1.5P	ER40	0.31

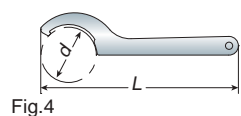
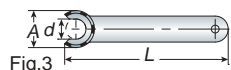
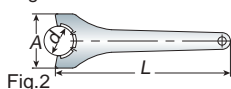
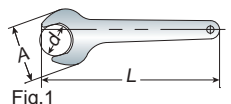
Unit: mm



High Speed Bearing Nut 高速鋼珠螺帽	Model No.	FIG.	D	L	Nm	G	Collet Type	Weight (kg)
	CN-GER16	5	30	19	70	M22x1.5P	ER16	0.08
	CN-GER20	5	35	21	100	M25x1.5P	ER20	0.10
	CN-GER25	5	40	22	130	M32x1.5P	ER25	0.13
	CN-GER32	5	50	25	170	M40x1.5P	ER32	0.15

Unit: mm





Standard Wrench 普通扳手	Model No.	FIG.	A	d	L	Suit For	Weight (kg)
	WER11	1	29	17	140	CN11	0.08
WER16	1	45	25	142	CN16	0.12	
WER20	1	54	30	162	CN20	0.17	
WER25	2	65	37	206	CN25	0.22	
WER32	2	75	46.5	253	CN32	0.30	
WER40	2	90	58	289	CN40	0.36	
WER50	2	110	-	350	CN50	0.70	

M Type Wrench M 型扳手	Model No.	FIG.	A	d	L	Suit For	Weight (kg)
	WM08	3	13	-	75	CNM08	0.02
WM11	3	17	8.5	95	CNM11	0.03	
WM16	3	22.5	12.5	117	CNM16	0.05	
WM20	3	28.5	15.5	127	CNM20	0.07	

C Type Wrench (for power ball bearing nut) C 型扳手 (強力型鋼珠螺帽用)	Model No.	FIG.	d	L	Suit For	Weight (kg)
	WER16B	4	32	205	CN16-B	0.16
WER20B	4	36	220	CN20-B	0.18	
WER25B	4	43	235	CN25-B	0.21	
WER32B	4	51	255	CN32-B	0.22	
WER40B	4	63	260	CN40-B	0.25	

Bearing Wrench (for high speed bearing nut) 軸承扳手 (高速鋼珠螺帽用)	Model No.	FIG.	d	L	Suit For	Weight (kg)
	WER16G	5	30	-	CN16-G	0.60
WER20G	5	35	-	CN20-G	0.65	
WER25G	5	40	-	CN25-G	0.80	
WER32G	5	50	-	CN32-G	0.83	

Unit: mm

## Torque Control Type

扭力型

### Spigot Interchangeable Digital Torque Wrench

數位顯示扭力扳手

Model No.	d	L	Nm	lbf-ft	lbf-in	Weight (kg)
WDG-252	16	373	10~135	7.4~99.6	89~1195	0.80
WDG-253	16	548	20~200	14.8~147	178~1780	1.05
WDG-254	16	748	34~340	25~250.9	301~3010	1.35

Unit: mm

### Wrench Spigot for WDG Torque Wrench

扭力扳手轉接頭

Model No.	Type	d	D	Suit For	Weight(kg)
ER16TC	ER16	25	16	CN16	0.20
ER20TC	ER20	30	16	CN20	0.30
ER25TC	ER25	37	16	CN25	0.14
ER32TC	ER32	46.5	16	CN32	0.15
ER40TC	ER40	58	16	CN40	0.20

Unit: mm

### Torque Wrench 扭力扳手

Model No.	d	L	Nm	lbf-ft	lbf-in	Weight (kg)
OP-1710AKB	16	405	20~100	14.8~74	178~890	1.15
OP-1718AK	16	500	40~200	29.6~148	356~1780	1.38
OP-1720AK	16	575	60~320	44.4~236.8	534~2848	1.50


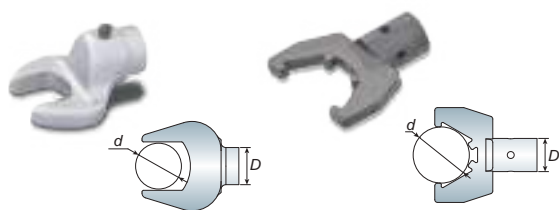

Unit: mm

### Wrench Spigot for OP Torque Wrench

扭力扳手轉接頭

Model No.	Type	d	□	Suit For	Weight(kg)
OP-ER11TC	ER11	17	14 x 18	CN11	0.20
OP-ER16TC	ER16	25	14 x 18	CN16	0.20
OP-ER20TC	ER20	30	14 x 18	CN20	0.30
OP-ER25TC	ER25	37	14 x 18	CN25	0.14
OP-ER32TC	ER32	46.5	14 x 18	CN32	0.15
OP-ER40TC	ER40	58	14 x 18	CN40	0.20

Unit: mm



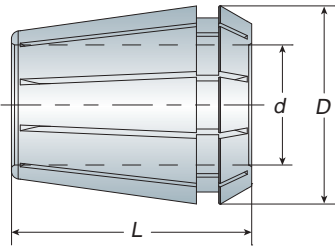
# Spring Collet

彈性筒夾

# ER

# BT / NT series

- DIN6499 ISO15488 Collet must be assembled into the clamping nut before inserting into the chuck



## Metric Size

Model No.	D	L	d	Weight (kg)
ER08	8.5	13.5	1,1.5,2,2.5,3,3.5,4,4.5,5	0.01
ER11	11.5	18	1,1.5,2,2.5,3,3.5,4,4.5,5,5.5,6,6.5,7	0.01
ER16	17	27	1,1.5,2,2.5,3,3.5,4,4.5,5,5.5,6,6.5,7,7.5,8,8.5,9,9.5,10	0.03
ER20	21	31	1,1.5,2,2.5,3,3.5,4,4.5,5,5.5,6,6.5,7,7.5,8,8.5,9,9.5,10,10.5,11,11.5,12,12.5,13	0.04
ER25	26	35	2,3,4,5,6,7,8,9,10,11,12,13,14,15,16	0.07
ER32	33	40	2,3,4,5,6,7,8,9,10,11,12,13,14,15,16,17,18,19,20	0.15
ER40	41	46	3,4,5,6,7,8,9,10,11,12,13,14,15,16,17,18,19,20,21,22,23,24,25,26	0.27
ER50	52	60	12,14,16,18,20,22,24,26,28,30,32,34	0.45

Unit: mm

## Inch Size

Model No.	D	L	d	Weight (kg)
ER11	11.5	18	1/8,5/32,3/16,7/32,1/4	0.01
ER16	17	27	1/8,5/32,3/16,7/32,1/4,9/32,5/16,11/32,3/8	0.03
ER20	21	31	1/8,5/32,3/16,7/32,1/4,9/32,5/16,11/32,3/8,13/32,7/16,1/2	0.04
ER25	26	35	1/8,5/32,3/16,7/32,1/4,9/32,5/16,11/32,3/8,7/16,15/32,1/2,9/16,19/32,5/8	0.07
ER32	33	40	1/8,5/32,3/16,7/32,1/4,5/16,11/32,3/8,7/16,15/32,1/2,17/32,9/16,5/8,21/32,11/16,3/4,25/32	0.15
ER40	41	46	1/8,5/32,3/16,1/4,9/32,5/16,3/8,7/16,15/32,1/2,9/16,5/8,19/32,11/16,23/32,3/4,25/32,13/16,27/32,7/8,15/16,31/32,1	0.27

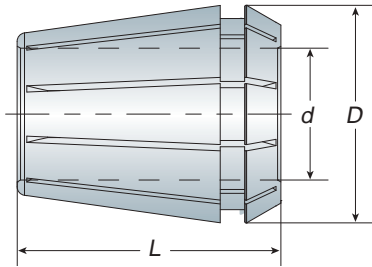
Unit: mm

ER08		ER11		ER16		ER20		ER25		ER32		ER40		ER50	
No.	Range	No.	Range	No.	Range	No.	Range	No.	Range	No.	Range	No.	Range	No.	Range
ER08-01	1.0	ER11-01	1.0	ER16-01	1.0~0.5	ER20-01	1.0~0.5	ER25-02	2.0~1.0	ER32-02	2.0~1.0	ER40-03	3.0~2.0	ER50-12	12~10
ER08-1.5	1.5	ER11-1.5	1.5	ER16-1.5	1.5~1.0	ER20-1.5	1.5~1.0	ER25-03	3.0~2.0	ER32-03	3.0~2.0	ER40-04	4.0~3.0	ER50-14	14~12
ER08-02	2.0~1.5	ER11-02	2.0~1.5	ER16-02	2.0~1.0	ER20-02	2.0~1.0	ER25-04	4.0~3.0	ER32-04	4.0~3.0	ER40-05	5.0~4.0	ER50-16	16~14
ER08-2.5	2.5~2.0	ER11-2.5	2.5~2.0	ER16-2.5	2.5~2.0	ER20-2.5	2.5~2.0	ER25-05	5.0~4.0	ER32-05	5.0~4.0	ER40-06	6.0~5.0	ER50-18	18~16
ER08-03	3.0~2.5	ER11-03	3.0~2.5	ER16-03	3.0~2.0	ER20-03	3.0~2.0	ER25-06	6.0~5.0	ER32-06	6.0~5.0	ER40-07	7.0~6.0	ER50-20	20~18
ER08-3.5	3.5~3.0	ER11-3.5	3.5~3.0	ER16-3.5	3.5~3.0	ER20-3.5	3.5~3.0	ER25-07	7.0~6.0	ER32-07	7.0~6.0	ER40-08	8.0~7.0	ER50-22	22~20
ER08-04	4.0~3.5	ER11-04	4.0~3.5	ER16-04	4.0~3.0	ER20-04	4.0~3.0	ER25-08	8.0~7.0	ER32-08	8.0~7.0	ER40-09	9.0~8.0	ER50-24	24~22
ER08-4.5	4.5~4.0	ER11-4.5	4.5~4.0	ER16-4.5	4.5~4.0	ER20-4.5	4.5~4.0	ER25-09	9.0~8.0	ER32-09	9.0~8.0	ER40-10	10~9.0	ER50-26	26~24
ER08-05	5.0~4.5	ER11-05	5.0~4.5	ER16-05	5.0~4.0	ER20-05	5.0~4.0	ER25-10	10~9.0	ER32-10	10~9.0	ER40-11	11~10	ER50-28	28~26
		ER11-5.5	5.5~5.0	ER16-5.5	5.5~5.0	ER20-5.5	5.5~5.0	ER25-11	11~10	ER32-11	11~10	ER40-12	12~11	ER50-30	30~28
		ER11-06	6.0~5.5	ER16-06	6.0~5.0	ER20-06	6.0~5.0	ER25-12	12~11	ER32-12	12~11	ER40-13	13~12	ER50-32	32~30
		ER11-6.5	6.5~6.0	ER16-6.5	6.5~6.0	ER20-6.5	6.5~6.0	ER25-13	13~12	ER32-13	13~12	ER40-14	14~13	ER50-34	34~32
		ER11-07	7.0~6.5	ER16-07	7.0~6.0	ER20-07	7.0~6.0	ER25-14	14~13	ER32-14	14~13	ER40-15	15~14		
				ER16-7.5	7.5~7.0	ER20-7.5	7.5~7.0	ER25-15	15~14	ER32-15	15~14	ER40-16	16~15		
				ER16-08	8.0~7.0	ER20-08	8.0~7.0	ER25-16	16~15	ER32-16	16~15	ER40-17	17~16		
				ER16-8.5	8.5~8.0	ER20-8.5	8.5~8.0			ER32-17	17~16	ER40-18	18~17		
				ER16-09	9.0~8.0	ER20-09	9.0~8.0			ER32-18	18~17	ER40-19	19~18		
				ER16-9.5	9.5~9.0	ER20-9.5	9.5~9.0			ER32-19	19~18	ER40-20	20~19		
				ER16-10	10~9.0	ER20-10	10~9.0			ER32-20	20~19	ER40-21	21~20		
						ER20-10.5	10.5~10					ER40-22	22~21		
						ER20-11	11~10					ER40-23	23~22		
						ER20-11.5	11.5~11					ER40-24	24~23		
						ER20-12	12~11					ER40-25	25~24		
						ER20-12.5	12.5~12					ER40-26	26~25		
						ER20-13	13~12								

- ER08 ~ ER20 建議夾持範圍皆為 0.5mm (Suggested clamping range should be 0.5mm)

# Collet - Coolant Type

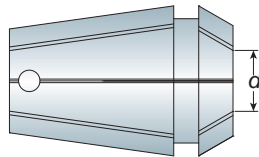
止水型筒夾



- Maximum water pressure: 21kgf/cm<sup>2</sup>
- 最大水壓可達 21kgf/cm<sup>2</sup>

Model No.	D	L	d	Weight (kg)
ER16-CL	17	27	4,5,6,7,8,9,10	0.03
ER20-CL	21	31	4,5,6,7,8,9,10,11,12,13	0.04
ER25-CL	26	35	4,5,6,7,8,9,10,11,12,13,14,15,16	0.07
ER32-CL	33	40	4,5,6,7,8,9,10,11,12,13,14,15,16,17,18,19,20	0.15
ER40-CL	41	46	4,5,6,7,8,9,10,11,12,13,14,15,16,17,18,19,20,21,22,23,24,25,26	0.27

Unit: mm



# Collet for End Mill

立銑刀專用筒夾

## ER16E (approx. 0.03kgs/pc)

Model No.	d
ER16E-03	3
ER16E-04	4
ER16E-05	5
ER16E-06	6
ER16E-08	8
ER16E-10	10

Unit:mm

## ER20E (approx. 0.04kgs/pc)

Model No.	d
ER20E-03	3
ER20E-04	4
ER20E-05	5
ER20E-06	6
ER20E-08	8
ER20E-10	10
ER20E-12	12

Unit:mm

## ER25E (approx. 0.07kgs/pc)

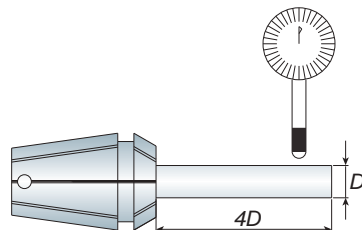
Model No.	d
ER25E-03	3
ER25E-04	4
ER25E-05	5
ER25E-06	6
ER25E-08	8
ER25E-10	10
ER25E-12	12
ER25E-14	14
ER25E-16	16

Unit:mm

## ER32E (approx. 0.15kgs/pc)

Model No.	d
ER32E-03	3
ER32E-04	4
ER32E-05	5
ER32E-06	6
ER32E-08	8
ER32E-10	10
ER32E-12	12
ER32E-14	14
ER32E-16	16
ER32E-18	18
ER32E-20	20

Unit:mm



- When ordering, please specify the collet grade with A or AA.
- 請於訂購時註明 A 級或 AA 級
- For example / 例 :ER16E-06 A or ER16E-06AA

筒夾等級 Collet Grade	跳動精度 / Runout - Max $\mu$ 4 倍直徑前 - 4xD
A 級	$\leq 10\mu$
AA 級	$\leq 5\mu$



# Tap Collet

## 攻牙筒夾

# ER-GB

# BT / NT series

- Please check shank diameter (Ød) and square size (SQ/□) when ordering.
- 請於訂購時確認攻牙筒夾的柄徑 (Ød) 和四角孔 (SQ/□)

Ød (mm)	□ (mm)	ER16GB (approx. 0.03kgs/pc)				ER20GB (approx. 0.04kgs/pc)				ER25GB (approx. 0.07kgs/pc)			
		JIS	ISO	DIN371	DIN376	JIS	ISO	DIN371	DIN376	JIS	ISO	DIN371	DIN376
4	3			M3.5				M3.5					
4	3.2	M3				M3							
4.5	3.4			M4	M6			M4	M6			M4	M6
5	4	M4	M5			M4	M5			M4	M5		
5.5	4.5	M5				M5				M5			
6	4.5	M6, W1/4				M6, W1/4				M6, W1/4			
6	4.9		M5, M6	M8			M5, M6	M8			M5, M6	M8	
6.1	5	W5/16				W5/16				W5/16			
6.2	5	M8				M8				M8			
7	5.5	M10, W3/8		M7	M10	M10, W3/8		M7	M10	M10, W3/8		M7	M10
8	6	W7/16, PT1/8											
8	6.2		M8	M11			M8	M11			M8	M11	
8.5	6.5	M12				M12				M12			
9	7.1						M12				M12		
10	8						M10	M10			M10	M10	
10.5	8									M14			
11	9												M14
12	9									W5/8			M16
12.5	10									M16	M16		

Ød (mm)	□ (mm)	ER32GB (approx. 0.15kgs/pc)				ER40GB (approx. 0.27kgs/pc)			
		JIS	ISO	DIN371	DIN376	JIS	ISO	DIN371	DIN376
4.5	3.4			M4	M6				
5	4	M4	M5						
5.5	4.5	M5							
6	4.5	M6, W1/4				M6, W1/4			
6	4.9			M5, M6				M5, M6	
6.1	5	W5/16				W5/16			
6.2	5	M8				M8			
7	5.5	M10, W3/8		M7	M10	M10, W3/8		M7	M10
8	6								
8	6.2			M8	M11			M8	M11
8.5	6.5	M12				M12			
9	7.1		M12				M12		
10	8		M10	M10			M10	M10	
10.5	8	M14				M14			
11	9				M14				M14
12	9	W5/8			M16	W5/8			M16
12.5	10	M16	M16			M16	M16		
14	11	M18, W3/4, PT3/8			M18	M18, W3/4, PT3/8			M18
15	12	M20				M20			
16	12				M20				M20
17	13	M22, W7/8				M22, W7/8			
18	14.5								M22, M24
19	15					M24			
20	15					M27, W1, PT5/8			
20	16						M27, M30		M27
22	18								M30

# Spring Collet Set

彈性筒夾組



## ER11

Model No.	Specification	PCS/SET	Weight (kg)
ER11-07PCS	1,2,3,4,5,6,7	7PCS/SET	0.30
ER11-13PCS	1,1.5,2,2.5,3,3.5,4,4.5,5,5.5,6,6.5,7	13PCS/SET	0.40

Unit: mm

## ER16

Model No.	Specification	PCS/SET	Weight (kg)
ER16-08PCS	3,4,5,6,7,8,9,10	8PCS/SET	0.50
ER16-10PCS	1,2,3,4,5,6,7,8,9,10	10PCS/SET	0.70
ER16-CL-07PCS	4,5,6,7,8,9,10	7PCS/SET	0.50

Unit: mm

## ER20

Model No.	Specification	PCS/SET	Weight (kg)
ER20-10PCS	4,5,6,7,8,9,10,11,12,13	10PCS/SET	0.70
ER20-12PCS	2,3,4,5,6,7,8,9,10,11,12,13	12PCS/SET	0.80
ER20-CL-10PCS	4,5,6,7,8,9,10,11,12,13	10PCS/SET	0.70

Unit: mm

## ER25

Model No.	Specification	PCS/SET	Weight (kg)
ER25-07PCS	4,6,8,10,12,14,16	7PCS/SET	1.20
ER25-15PCS	2,3,4,5,6,7,8,9,10,11,12,13,14,15,16	15PCS/SET	1.70
ER25-CL-13PCS	4,5,6,7,8,9,10,11,12,13,14,15,16	13PCS/SET	1.70

Unit: mm



## ER32

Model No.	Specification	PCS/SET	Weight (kg)
ER32-06PCS	6,8,10,12,16,20	6PCS/SET	1.60
ER32-11PCS	4,5,6,8,10,12,13,15,16,18,20	11PCS/SET	2.20
ER32-18PCS	3,4,5,6,7,8,9,10,11,12,13,14,15,16,17,18,19,20	18PCS/SET	3.10
ER32-CL-17PCS	4,5,6,7,8,9,10,11,12,13,14,15,16,17,18,19,20	17PCS/SET	3.00

Unit: mm

## ER40

Model No.	Specification	PCS/SET	Weight (kg)
ER40-07PCS	6,8,10,12,16,20,25	7PCS/SET	2.50
ER40-15PCS	4,5,6,8,10,12,13,15,16,18,20,21,22,25,26	15PCS/SET	4.30
ER40-23PCS	4,5,6,7,8,9,10,11,12,13,14,15,16,17,18,19,20,21,22,23,24,25,26	23PCS/SET	6.20
ER40-CL-23PCS	4,5,6,7,8,9,10,11,12,13,14,15,16,17,18,19,20,21,22,23,24,25,26	23PCS/SET	6.20

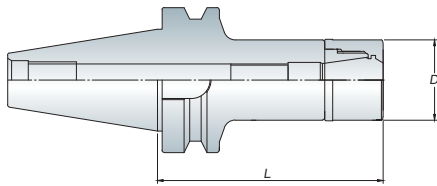
Unit: mm

# Spring Collet Chuck

彈性筒夾本體

# MER

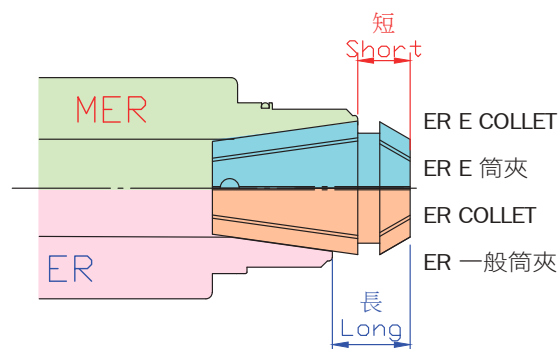
BT / NT  
series




Model No.	Clamping Range	D	L	Wrench	Weight (kg)
BT30 MER16-060	1~10	30	60	WER16G	0.70
-070	1~10	30	70	WER16G	0.80
MER20-060	1~13	35	60	WER20G	0.70
MER25-060	2~16	40	60	WER25G	0.80
MER32-060	2~20	50	60	WER32G	0.85
-070	2~20	50	70	WER32G	0.90
BT40 MER16-070/100	1~10	30	70/100	WER16G	1.30/1.50
-120/150	1~10	30	120/150	WER16G	1.60/1.70
MER20-080/100	1~13	35	80/100	WER20G	1.40/1.50
-120/150	1~13	35	120/150	WER20G	1.70/1.90
MER25-080/100	2~16	40	80/100	WER25G	1.60/1.80
-120/150	2~16	40	120/150	WER25G	2.00/2.20
MER32-070/100	2~20	50	70/100	WER32G	1.50/1.90
-120	2~20	50	120	WER32G	2.10
BT50 MER16-100/150	1~10	30	100/150	WER16G	4.20/4.40
MER20-100/150	1~13	35	100/150	WER20G	4.30/4.60
MER25-100/150	2~16	40	100/150	WER25G	4.30/4.90
MER32-100/150	2~20	50	100/150	WER32G	4.50/5.30

Unit: mm

- MER 刀桿本體內孔模具線較深，使用 E 型筒夾置入時，更達到完全包覆性，增加加工穩定性。
- The design of deeper gauge line for MER holder. Recommend using ER-E type collet into the body (holder). The increasing length of contact area between collet and holder for improved clamping force.



\*\*\* 比較 / Compare\*\*\*



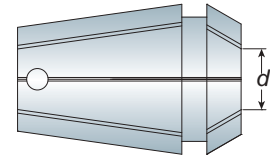
- MER has more contact area between holder and collet to make better radial cutting force than standard ER.
- Special design of MER High speed bearing nut, the clamping power is better than Standard ER type.
- MER system are suitable for high speed and high precision cutting.
- Suitable to use with ER-E type collet, the cutting condition will be excellent.
- Also could be used with standard ER collet, the clamping range change to 0.5mm from 1mm  
Ex. MER20 holder + ER20 O6 collet => Clamping range: 6~5.5mm
- WER..G bearing wrench and Stop screw must be ordered separately.
- Balancing: 30,000 r.p.m G2.5
- MER 系列比 ER 系列擁有更大的接觸面積及更少的突出長度，可提供更高的徑向切削力
- 獨特 MER 高速強力型鋼珠螺帽設計比一般 ER 系列具備更高的夾持力
- 適用於高轉速、高精密切削。
- 建議搭配 ER-E 型 立銼刀專用筒夾，切削效果極佳
- 亦可搭配一般 ER 筒夾使用，但夾持力範圍從 1mm 降為 0.5mm 為一單位  
Ex. MER20 刀桿 + ER20 O6 筒夾 => 其夾持力範圍為 6~5.5mm
- WER..G 軸承扳手及止付螺絲為另購品
- 動平衡：30,000 r.p.m G2.5



P19- MER Nut P19- ER-E Type Collet P13- Wrench P248 - Stop Screw

# Collet for End Mill

立銑刀專用筒夾



## ER16E (approx. 0.03kgs/pc)

Model No.	d
ER16E-03	3
ER16E-04	4
ER16E-05	5
ER16E-06	6
ER16E-08	8
ER16E-10	10

Unit:mm

## ER20E (approx. 0.04kgs/pc)

Model No.	d
ER20E-03	3
ER20E-04	4
ER20E-05	5
ER20E-06	6
ER20E-08	8
ER20E-10	10
ER20E-12	12

Unit:mm

## ER25E (approx. 0.07kgs/pc)

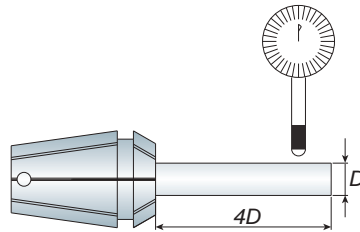
Model No.	d
ER25E-03	3
ER25E-04	4
ER25E-05	5
ER25E-06	6
ER25E-08	8
ER25E-10	10
ER25E-12	12
ER25E-14	14
ER25E-16	16

Unit:mm

## ER32E (approx. 0.15kgs/pc)

Model No.	d
ER32E-03	3
ER32E-04	4
ER32E-05	5
ER32E-06	6
ER32E-08	8
ER32E-10	10
ER32E-12	12
ER32E-14	14
ER32E-16	16
ER32E-18	18
ER32E-20	20

Unit:mm



筒夾等級 Collet Grade	跳動精度 / Runout - Max $\mu$ 4 倍直徑前 - 4xD
A 級	$\leq 10\mu$
AA 級	$\leq 5\mu$

- When ordering, please specify the collet grade with A or AA.
- 請於訂購時註明 A 級或 AA 級
- For example / 例 :ER16E-06 A or ER16E-06AA



## MER Nut

螺帽

### MER High Speed Bearing Nut

MER	Model No.	FIG.	D	L	Nm	G	Collet Type	Wrench No.	Weight (kg)
Standard Nut 高速鋼珠螺帽	CN-MER16	1	30	25	70	M22x1.5P	ER16	WER16G	0.07
	CN-MER20	1	35	25	100	M25x1.5P	ER20	WER20G	0.10
	CN-MER25	1	40	27	130	M32x1.5P	ER25	WER25G	0.11
	CN-MER32	1	50	30	170	M40x1.5P	ER32	WER32G	0.20

Unit: mm

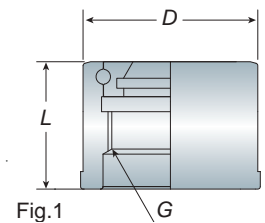


Fig.1

### MER-SX High Speed Nut

MER-SX	Model No.	FIG.	D	L	Nm	G	Collet Type	Wrench No.	Weight (kg)
Nut 高速一般螺帽	CN-MER16-SX	2	30	25	70	M22x1.5P	ER16	WER16G	0.07
	CN-MER20-SX	2	35	25	100	M25x1.5P	ER20	WER20G	0.10
	CN-MER25-SX	2	40	27	130	M32x1.5P	ER25	WER25G	0.11
	CN-MER32-SX	2	50	30	170	M40x1.5P	ER32	WER32G	0.20

Unit: mm

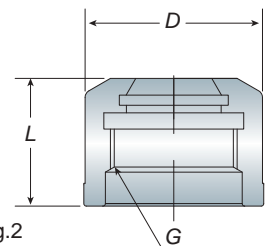
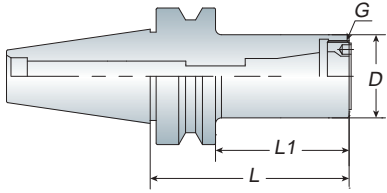


Fig.2





## High Speed Collet Chuck

高速彈性筒夾本體

# ERA

## BT / NT series



Model No.	D	L1	L	G	Weight (kg)
BT30 ERA11-055	22	33	55	M18x1.0P	0.55
ERA16-065	28	43	65	M24x1.0P	0.65
ERA20-065	32	43	65	M28x1.5P	0.70
ERA25-060	38	38	60	M32x1.5P	0.70
BT40 ERA11-070	22	43	70	M18x1.0P	1.20
-100	22	73	100	M18x1.0P	1.20
ERA16-070	28	43	70	M24x1.0P	1.30
-100	28	73	100	M24x1.0P	1.30
ERA20-080	32	53	80	M28x1.5P	1.40
-100	32	73	100	M28x1.5P	1.50
ERA25-080	38	53	80	M32x1.5P	1.40
-100	38	73	100	M32x1.5P	1.50
ERA32-080	46	53	80	M40x1.5P	1.50
-100	46	73	100	M40x1.5P	1.80
BT50 ERA11-080	22	42	80	M18x1.0P	3.90
-110	22	72	110	M18x1.0P	4.00
ERA16-080	28	42	80	M24x1.0P	4.00
-110	28	72	110	M24x1.0P	4.10
ERA20-090	32	52	90	M28x1.5P	4.10
-110	32	72	110	M28x1.5P	4.20
ERA25-090	38	52	90	M32x1.5P	4.10
-110	38	72	110	M32x1.5P	4.30
ERA32-090	46	52	90	M40x1.5P	4.20
-110	46	72	110	M40x1.5P	4.50

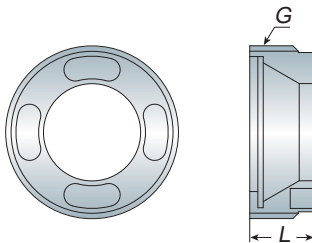
Unit: mm

- The clamping nuts for ERA are special designed to be fitted internally into the holder. The special design could provide better cutting conditions and reducing cutting vibrations.
- Wrench and Stop screw must be ordered separately
- Balancing: 30,000 r.p.m G2.5
- BT-ERA is produced by order
- 特殊內藏式螺帽設計：可降低及減少切削時所產生的阻力與振動，並提升加工品質及穩定性
- ERA 扳手及止付螺絲為另購品
- 動平衡：30,000 r.p.m G2.5
- BT-ERA 為訂單生產



P14/15- ER Collet

P248- Stop Screw



## Nut & Wrench

螺帽與扳手

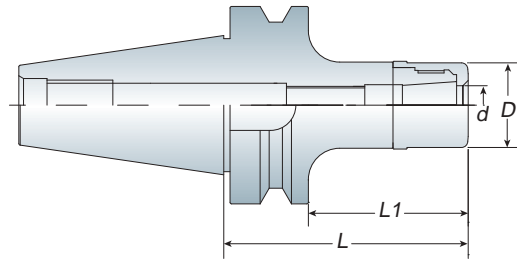
# ERA

Model No.	L	G	Collet Type	Weight (kg)
ERA11-NUT	6	M18x1.0P	ER11	0.01
ERA16-NUT	8	M24x1.0P	ER16	0.02
ERA20-NUT	11	M28x1.5P	ER20	0.02
ERA25-NUT	12.5	M32x1.5P	ER25	0.03
ERA32-NUT	14	M40x1.5P	ER32	0.06

Unit: mm

Model No.	Weight (kg)
WERA11	0.03
WERA16	0.07
WERA20	0.07
WERA25	0.13
WERA32	0.17





Model No.	Clamping Range (d)	D	L1	L	Weight (kg)
BT30 ASK06-060	2~6	19.05	38	60	0.60
-090	2~6	19.05	68	90	0.60
ASK10-070	2~10	27	48	70	0.70
-090	2~10	27	68	90	0.80
ASK13-060	3~13	33	38	60	1.00
-075	3~13	33	53	75	1.10
-090	3~13	33	68	90	1.10
ASK16-060	3~16	40	38	60	0.70
-090	3~16	40	68	90	0.90
-120	3~16	40	98	120	1.10
ASK20-060	4~20	48	38	60	0.80
ASK25-085	6~25.4	54	63	85	1.20
BT40 ASK06-060	2~6	19.05	33	60	1.10
-090	2~6	19.05	63	90	1.30
-120	2~6	19.05	93	120	1.50
ASK10-060	2~10	27	33	60	1.20
-080	2~10	27	53	80	1.30
-090	2~10	27	63	90	1.35
-100	2~10	27	73	100	1.40
-120	2~10	27	93	120	1.50
-150	2~10	27	123	150	1.60
ASK13-060	3~13	33	33	60	1.20
-080	3~13	33	53	80	1.30
-090	3~13	33	63	90	1.40
-100	3~13	33	73	100	1.50
-120	3~13	33	93	120	1.60
-150	3~13	33	123	150	1.80
ASK16-060	3~16	40	33	60	1.30
-080	3~16	40	53	80	1.50
-090	3~16	40	63	90	1.55
-100	3~16	40	73	100	1.60
-120	3~16	40	93	120	1.90
-150	3~16	40	123	150	2.10
ASK20-060	4~20	48	33	60	1.30
-090	4~20	48	63	90	1.80
-120	4~20	48	93	120	2.40
ASK25-070	6~25.4	54	43	70	1.50
-090	6~25.4	54	63	90	1.90
-120	6~25.4	54	93	120	2.20

Unit: mm



Through tools must use integer collet and coolant nut together. (refer to P.25)

需搭配使用整數筒夾及止水螺帽才有刀尖出水效果 (請參考 P.25)

## Features

- ASK tooling systems are suitable for high speed and high precision cutting.
- Special nut design provides better cutting condition and reducing cutting vibration.
- ASK collet can be achieve the best cutting condition when using AA grade.
- Wrench and Stop Screw must be ordered separately.
- Balancing: 30,000 r.p.m G2.5
- ASK 系列適用於高轉速、高精密切削加工，切削效果佳
- 螺帽獨特設計可降低高轉速切削時的風阻及噪音並提升工作效能
- 欲達到切削效果佳，可搭配使用 AA 級筒夾
- ASK 扳手及止付螺絲為另購品
- 動平衡：30,000 r.p.m G2.5



ANNWAY-ASK



P23/24- SK Collet

P27- Wrench

P28- ASK Nut

P248 - Stop Screw

# High Speed Collet Chuck

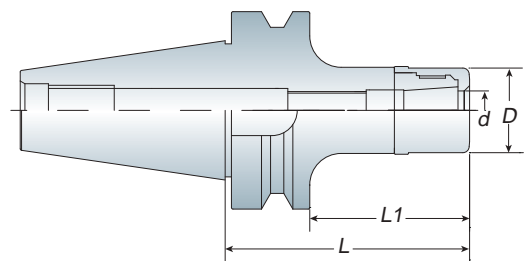
高轉速精密筒夾本體

# ASK

## BT / NT series

Model No.	Clamping Range (d)	D	L1	L	Weight (kg)
BT50 ASK06-100	2~6	19.05	62	100	3.90
ASK10-100	2~10	27	62	100	4.00
-130	2~10	27	92	130	4.10
-150	2~10	27	112	150	4.20
ASK13-100	3~13	33	62	100	4.50
-130	3~13	33	92	130	4.70
-150	3~13	33	112	150	4.90
ASK16-100	3~16	40	62	100	4.20
-130	3~16	40	92	130	4.50
-150	3~16	40	112	150	5.00
ASK20-105	4~20	48	67	105	4.60
-135	4~20	48	97	135	5.00
-165	4~20	48	127	165	5.60
ASK25-100	6~25.4	54	62	100	4.50
-130	6~25.4	54	92	130	5.00
-150	6~25.4	54	112	150	5.30

Unit: mm

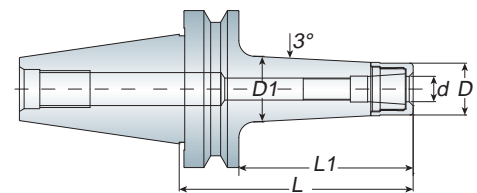


# High Speed Collet Chuck - Rigidity Type

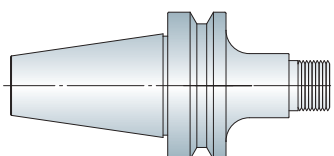
高轉速精密筒夾本體 - 高剛性型

Model No.	Clamping Range (d)	D	D1	L1	L	Weight (kg)
BT40 ASK06-150T	2~6	19.05	29	123	150	1.50
ASK10-150T	2~10	27	36	123	150	1.60
ASK13-150T	3~13	33	43	123	150	1.80
ASK16-150T	3~16	40	49	123	150	1.90
BT50 ASK06-150T	2~6	19.05	28	112	150	4.00
ASK10-150T	2~10	27	35	112	150	4.60
-200T	2~10	27	40	162	200	4.80
ASK13-150T	3~13	33	42	112	150	4.90
-200T	3~13	33	47	162	200	5.20
ASK16-150T	3~16	40	47	112	150	5.10
-200T	3~16	40	53	162	200	5.50

Unit: mm



- ASK-T tooling system is designed by taper type and suitable for high speed, high precision and reducing cutting vibration.
- Wrench and Stop Screw must be ordered separately.
- Balancing: 30,000 r.p.m G2.5
- ASK-T 系列為錐度柄之設計，適用於高轉速、高精密切削加工，切削剛性效果佳
- ASK 扳手及止付螺絲為另購品
- 動平衡：30,000 r.p.m G2.5



Tool Holder 刀桿



Collet 筒夾



Standard nut  
標準型螺帽



Coolant nut  
止水型螺帽

- Coolant Nut: refer to P.28
- 出水螺帽請參考 P.28



ANNWAY-ASK

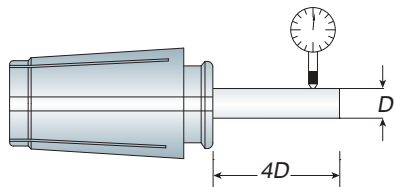
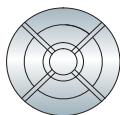
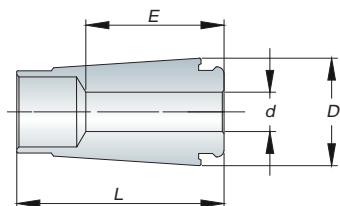


BT / NT  
series

SK

# High Speed Collet

精密筒夾



筒夾等級 Collet Grade	跳動精度 / Runout - Max $\mu$ 4 倍直徑前 - 4xD
A 級	$\leq 10\mu$
AA 級	$\leq 5\mu$

## SK06 (approx. 0.005kgs/pc)

Model No.	d	E	Range	D	L
SK06-02	2	12	2~1.75	10.4	25
SK06-2.25	2.25	12	2.25~2		
SK06-2.5	2.5	12	2.5~2.25		
SK06-2.75	2.75	12	2.75~2.5		
SK06-03	3	15	3~2.75		
SK06-3.175	3.175	15	3.175~2.5		
SK06-3.5	3.5	15	3.5~3		
SK06-04	4	16	4~3.5		
SK06-4.5	4.5	16	4.5~4		
SK06-05	5	21	5~4.5		
SK06-5.5	5.5	21	5.5~5		
SK06-06	6	25	6~5.5		

Unit: mm

## SK10 (approx. 0.02kgs/pc)

Model No.	d	E	Range	D	L
SK10-02	2	15	2~1.75	15.6	31
SK10-2.25	2.25	15	2.25~2		
SK10-2.5	2.5	15	2.5~2.25		
SK10-2.75	2.75	15	2.75~2.5		
SK10-03	3	15	3~2.75		
SK10-3.175	3.175	15	3.175~2.7		
SK10-3.5	3.5	15	3.5~3		
SK10-04	4	20	4~3.5		
SK10-4.5	4.5	20	4.5~4		
SK10-05	5	20	5~4.5		
SK10-5.5	5.5	20	5.5~5		
SK10-06	6	24	6~5.5		
SK10-6.5	6.5	24	6.5~6		
SK10-07	7	24	7~6.5		
SK10-7.5	7.5	24	7.5~7		
SK10-08	8	24	8~7.5		
SK10-8.5	8.5	24	8.5~8		
SK10-09	9	24	9~8.5		
SK10-9.5	9.5	24	9.5~9		
SK10-10	10	30.5	10~9.5		

Unit: mm

## SK13 (approx. 0.04kgs/pc)

Model No.	d	E	Range	D	L
SK13-03	3	18	3~2.75	20	39
SK13-3.175	3.175	18	3.175~2.7		
SK13-3.5	3.5	18	3.5~3		
SK13-04	4	20	4~3.5		
SK13-4.5	4.5	20	4.5~4		
SK13-05	5	20	5~4.5		
SK13-5.5	5.5	20	5.5~5		
SK13-06	6	24	6~5.5		
SK13-6.5	6.5	24	6.5~6		
SK13-07	7	26	7~6.5		
SK13-7.5	7.5	26	7.5~7		
SK13-08	8	28	8~7.5		
SK13-8.5	8.5	28	8.5~8		
SK13-09	9	30	9~8.5		
SK13-9.5	9.5	30	9.5~9		
SK13-10	10	30	10~9.5		
SK13-10.5	10.5	30	10.5~10		
SK13-11	11	30	11~10.5		
SK13-11.5	11.5	30	11.5~11		
SK13-12	12	39	12~11.5		
SK13-12.5	12.5	39	12.5~12		
SK13-13	13	39	13~12.5		

Unit: mm

## SK16 (approx. 0.08kgs/pc)

Model No.	d	E	Range	D	L
SK16-03	3	18	3~2.75	24.6	45
SK16-3.175	3.175	18	3.175~2.7		
SK16-3.5	3.5	18	3.5~3		
SK16-04	4	20	4~3.5		
SK16-4.5	4.5	20	4.5~4		
SK16-05	5	22	5~4.5		
SK16-5.5	5.5	22	5.5~5		
SK16-06	6	25	6~5.5		
SK16-6.5	6.5	25	6.5~6		
SK16-07	7	28	7~6.5		
SK16-7.5	7.5	28	7.5~7		
SK16-08	8	34	8~7.5		
SK16-8.5	8.5	34	8.5~8		
SK16-09	9	34	9~8.5		
SK16-9.5	9.5	34	9.5~9		
SK16-10	10	34	10~9.5		
SK16-10.5	10.5	34	10.5~10		
SK16-11	11	34	11~10.5		
SK16-11.5	11.5	34	11.5~11		
SK16-12	12	34	12~11.5		
SK16-12.5	12.5	34	12.5~12		
SK16-13	13	34	13~12.5		
SK16-13.5	13.5	34	13.5~13		
SK16-14	14	34	14~13.5		
SK16-14.5	14.5	34	14.5~14		
SK16-15	15	34	15~14.5		
SK16-15.5	15.5	34	15.5~15		
SK16-16	16	45	16~15.5		

Unit: mm

- When ordering, please specify the collet grade with A or AA. For example:  
SK10-06 AA or SK10E-04 AA  
SK10-8PCS AA or SK10E-6PCS AA
- The clamping range is 0.25mm if the inside diameter is less than 3mm;  
clamping range is 0.5mm if the inside diameter is over than 3mm.

- 請於訂購時註明 A 級或 AA 級 例：  
SK10-06 AA 或 SK10E-04 AA  
SK10-8PCS AA 或 SK10E-6PCS AA
- 筒夾的孔徑小於 3mm，其夾持範圍為 0.25mm；若大於 3mm 則為 0.5mm

## Inch Size

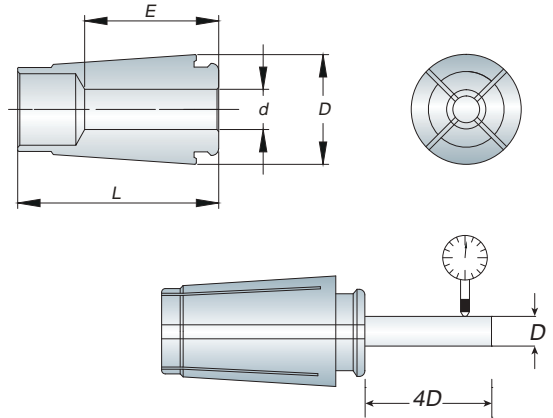
Model No.	d
SK06	1/8, 3/16
SK10	1/8, 3/16, 1/4, 5/16, 3/8
SK13	1/8, 3/16, 1/4, 5/16, 3/8, 7/16, 1/2
SK16	1/8, 3/16, 1/4, 5/16, 3/8, 7/16, 1/2, 9/16, 5/8
SK20	1/8, 3/16, 1/4, 5/16, 3/8, 7/16, 1/2, 9/16, 5/8, 3/4
SK25	3/16, 1/4, 5/16, 3/8, 7/16, 1/2, 5/8, 3/4, 1"

# High Speed Collet

精密筒夾

# SK

# BT / NT series



## SK20 (approx. 0.14kgs/pc)

Model No.	d	E	Range	D	L
SK20-04	4	18	3.5~4	29.1	54.3
SK20-05	5	18	4.5~5		
SK20-06	6	24	5.5~6		
SK20-07	7	24	6.5~7		
SK20-08	8	32	7.5~8		
SK20-09	9	32	8.5~9		
SK20-10	10	38	9.5~10		
SK20-11	11	38	10.5~11		
SK20-12	12	38	11.5~12		
SK20-13	13	38	12.5~13		
SK20-14	14	38	13.5~14		
SK20-15	15	38	14.5~15		
SK20-16	16	39	15.5~16		
SK20-17	17	39	16.5~17		
SK20-18	18	39	17.5~18		
SK20-19	19	45	18.5~19		
SK20-20	20	50	19.5~20		

Unit: mm

## SK25 (approx. 0.24kgs/pc)

Model No.	d	E	Range	D	L
SK25-06	6	24	5.5~6	35.7	57
SK25-08	8	32	7.5~8		
SK25-10	10	40	9.5~10		
SK25-12	12	42	11.5~12		
SK25-14	14	42	13.5~14		
SK25-16	16	44	15.5~16		
SK25-17	17	44	16.5~17		
SK25-18	18	44	17.5~18		
SK25-19	19	44	18.5~19		
SK25-20	20	46	19.5~20		
SK25-21	21	46	20.5~21		
SK25-22	22	46	21.5~22		
SK25-23	23	46	22.5~23		
SK25-24	24	46	23.5~24		
SK25-25	25	57	24.5~25		

Unit: mm

筒夾等級	跳動精度倍直徑前
A 級	$\leq 10\mu$
AA 級	$\leq 5\mu$

- When ordering, please specify the collet grade with A or AA.  
For example:  
SK10-06 AA or SK10E-04 AA  
SK10-8PCS AA or SK10E-6PCS AA
- The clamping range is 0.25mm if the inside diameter is less than 3mm; clamping range is 0.5mm if the inside diameter is over than 3mm.
- 請於訂購時註明 A 級或 AA 級  
例：SK10-06 AA or SK10E-04 AA  
SK1;SK10- 8PCS AA or SK10E-6PCS AA
- 筒夾的孔徑小於 3mm，其夾持範圍為 0.25mm；若大於 3mm 則為 0.5mm

# Collet - Coolant Type

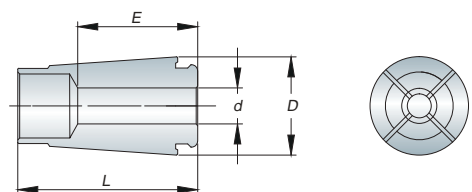
止水型筒夾

Model No.	d	E	D	L
SK10-3CL	3	15	15.6	31
SK10-4CL	4	20	15.6	31
SK10-5CL	5	20	15.6	31
SK10-6CL	6	24	15.6	31
SK10-8CL	8	24	15.6	31
SK10-10CL	10	30.5	15.6	31

Unit: mm

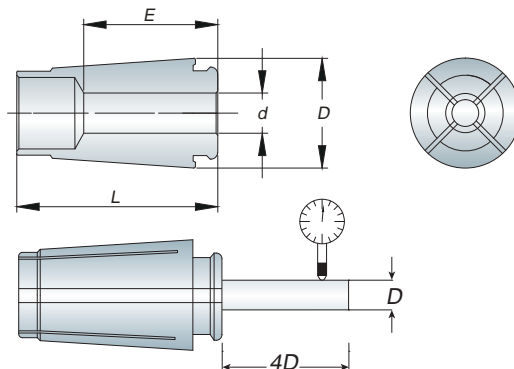
Model No.	d	E	D	L
SK16-3CL	3	18	24.6	45
SK16-4CL	4	20	24.6	45
SK16-5CL	5	22	24.6	45
SK16-6CL	6	25	24.6	45
SK16-8CL	8	34	24.6	45
SK16-10CL	10	34	24.6	45
SK16-12CL	12	34	24.6	45
SK16-14CL	14	37	24.6	45
SK16-16CL	16	45	24.6	45

Unit: mm



# Collet for End Mill

立銑專用筒夾



筒夾等級 Collet Grade	跳動精度 / Runout - Max $\mu$ 4 倍直徑前 - 4xD
A 級	$\leq 10\mu$
AA 級	$\leq 5\mu$

## SK06E (approx. 0.006kgs/pc)

Model No.	d	E	D	L
SK06E-03	3	15		
SK06E-3.175	3.175	15	10.4	25
SK06E-04	4	16		
SK06E-06	6	21		

Unit: mm

## SK10E (approx. 0.02kgs/pc)

Model No.	d	E	D	L
SK10E-03	3	15		
SK10E-3.175	3.175	15		
SK10E-04	4	20		
SK10E-05	5	20	15.6	31
SK10E-06	6	24		
SK10E-08	8	24		
SK10E-10	10	30.5		

Unit: mm

## SK13E (approx. 0.04kgs/pc)

Model No.	d	E	D	L
SK13E-03	3	18		
SK13E-3.175	3.175	18		
SK13E-04	4	20		
SK13E-05	5	20	20	39
SK13E-06	6	24		
SK13E-08	8	28		
SK13E-10	10	30		
SK13E-12	12	39		

Unit: mm

## SK16E (approx. 0.08kgs/pc)

Model No.	d	E	D	L
SK16E-03	3	18		
SK16E-3.175	3.175	18		
SK16E-04	4	20		
SK16E-05	5	22		
SK16E-06	6	25	24.6	45
SK16E-08	8	34		
SK16E-10	10	34		
SK16E-12	12	34		
SK16E-16	16	45		

Unit: mm

## SK20E (approx. 0.15kgs/pc)

Model No.	d	E	D	L
SK20E-04	4	18		
SK20E-05	5	18		
SK20E-06	6	24		
SK20E-08	8	32		
SK20E-10	10	38	29.1	54.3
SK20E-12	12	38		
SK20E-14	14	39		
SK20E-16	16	39		
SK20E-20	20	50		

Unit: mm

## SK25E (approx. 0.25kgs/pc)

Model No.	d	E	D	L
SK25E-06	6	24		
SK25E-08	8	32		
SK25E-10	10	40		
SK25E-12	12	42		
SK25E-14	14	42		
SK25E-16	16	44	35.7	57
SK25E-18	18	44		
SK25E-20	20	46		
SK25E-22	22	46		
SK25E-24	24	46		
SK25E-25	25	57		
SK25E-25.4	25.4	57		

Unit: mm

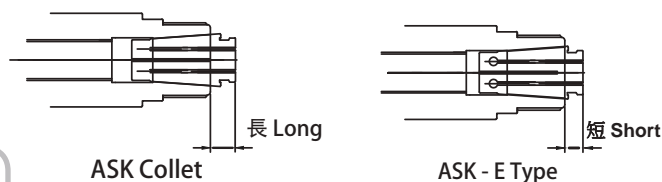
### Inch Size

Model No.	d
SK06E	1/8, 3/16
SK10E	1/8, 3/16, 1/4, 5/16, 3/8
SK13E	1/8, 3/16, 1/4, 5/16, 3/8, 7/16, 1/2
SK16E	1/8, 3/16, 1/4, 5/16, 3/8, 7/16, 1/2, 9/16, 5/8
SK20E	1/8, 3/16, 1/4, 5/16, 3/8, 7/16, 1/2, 9/16, 5/8, 3/4
SK25E	3/16, 1/4, 5/16, 3/8, 7/16, 1/2, 5/8, 3/4, 1"

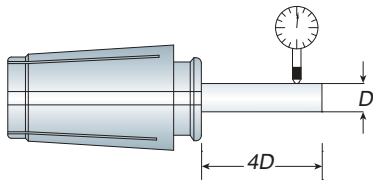
- When ordering, please specify the collet grade with A or AA.  
For example: SK10-06 AA or SK10E-04 AA  
SK10-8PCS A;SK10-8PCS AA or SK10E-6PCS AA
- The clamping range is 0.25mm if the inside diameter is less than 3mm;  
clamping range is 0.5mm if the inside diameter is over than 3mm.
- SK-E collets special designed for end mill.

- 請於訂購時註明 A 級或 AA 級  
例：SK10-06 AA or SK10E-04 AA  
SK1;SK10- 8PCS AA or SK10E-6PCS AA
- 筒夾的孔徑小於 3mm，其夾持範圍為 0.25mm；若大於 3mm 則為 0.5mm
- 立銑刀專用筒夾

\*\*\* 比較 / Compare\*\*\*



- Gripping power of SK-E collets is 20 % more than SK collets. Can Provide high stability performance during milling.
- SK-E 型筒夾，夾持力度較 SK 筒夾高 20%，使其能在銑削過程中達到更高的穩定性。



# Collet Set

## 精密筒夾組

# SK

# BT / NT

series

筒夾等級 Collet Grade	跳動精度 / Runout - Max $\mu$ 4 倍直徑前 - 4xD
A 級	10 $\mu$
AA 級	5 $\mu$



Model No.	Specification	Weight (kg)
SK10-8PCS	3,4,5,6,7,8,9,10	0.40
SK13-7PCS	3,4,5,6,8,10,12	0.80
SK16-7PCS	3,4,6,8,10,12,16	1.00
SK25-7PCS	6,8,10,12,16,20,25	2.10

Unit: mm

- When ordering, please specify the collet grade with A or AA.  
For example: SK10-06 AA or SK10E-04 AA, SK10-8PCS ASK10-8PCS AA or SK10E-6PCS AA
- SK COLLET SET FOR END MILL upon your request.
- 請於訂購時註明 A 級或 AA 級  
例：SK10-06 AA 或 SK10E-04 AA / SK10-8PCS AA 或 SK10E-6PCS AA
- 如需 SK 立銑刀專用筒夾組，可另詢

# Collet Box

## 收納盒



Model No.	Qty.	Size	Suit
B-SK1021	21	18x10x5cm	SK06 / SK10
B-SK1628	28	27x18x7cm	SK13 / SK16

Unit: mm

- Using SK Collet Box to store the collet is beneficial to manage and keep the precision of collet.
- 使用 SK 木盒管理收納筒夾可有利於筒夾保管及長期維持筒夾精度

# Collet Extractor

## 筒夾裝取器



Step 1



Step 2



- To put collet into the extractor
- 將筒夾裝於裝取器
- To put collet and extractor into the ASK nut, then push it to release the collet from the extractor
- 將筒夾置入螺帽定位後推出筒夾

Step 3



- Taking out the extractor
- 取回裝取器

- Each ASK06 holder attach 1pc collet extractor. Other sizes, must be ordered separately.
- 所有的 ASK06 刀桿均附一個裝取器，其餘尺寸，若有需要請另購

BT / NT  
series

ASK

## Wrench

扳手



Model No.	D	Weight (kg)
WASK06	19.05	0.30
WASK10 (WAVC06)	27	0.50
WASK13	33	0.65
WASK16 (WAVC12)	40	0.80
WASK20	48	0.80
WASK25 (WASG20)	54	0.85

Unit: mm



Fig. 1



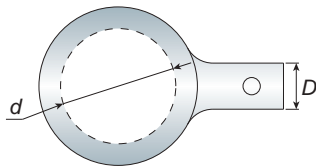
Fig. 2

## C-Type Wrench

C 型扳手

Model No.	FIG.	D	Weight (kg)
WASK06C	1	19	0.08
WASK10C	1	25	0.12
WASK13C	1	33	0.18
WASK16AC	1	36.5	0.20
WASK16C	2	40	0.20
WASK20C	2	48	0.22
WASK25C	2	54	0.25

Unit: mm



## Wrench Spigot

扭力扳手轉接頭




Model No.	Type	d	D	Suit For	Weight (kg)
ASK06TC	ASK06	19.05	16	ASK06-NUT	0.18
ASK10TC	ASK10	27	16	ASK10-NUT	0.20
ASK13TC	ASK13	33	16	ASK13-NUT	0.23
ASK16TC	ASK16	40	16	ASK16-NUT	0.25
ASK20TC	ASK20	48	16	ASK20-NUT	0.30
ASK25TC	ASK25	54	16	ASK25-NUT	0.35

Unit: mm

## Spigot Interchangeable Digital

Torque Wrench 數位顯示扭力扳手



Model No.	d	L	Nm	lbf-ft	lbf-in	Weight (kg)
WDG-252	16	373	10~135	7.4~99.6	89~1195	0.80
WDG-253	16	548	20~200	14.8~147	178~1780	1.05
WDG-254	16	748	34~340	25~250.9	301~3010	1.35

Unit: mm

## Torque Wrench

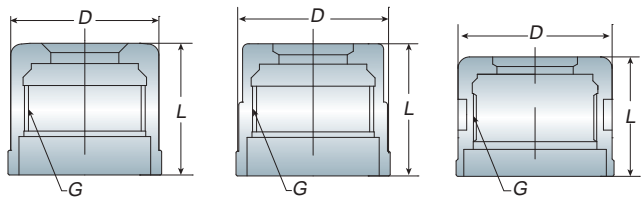
扭力扳手



Model No.	d	L	Nm	lbf-ft	lbf-in	Weight (kg)
OP-1710AKB	16	405	20~100	14.8~74	178~890	1.15
OP-1718AK	16	500	40~200	29.6~148	356~1780	1.38
OP-1720AK	16	575	60~320	44.4~236.8	534~2848	1.50

Unit: mm





高速螺帽  
High Speed Nut

C 型螺帽 - Fig.1  
C Type Nut - Fig.1  
ASK06/10/13/16AC

C 型螺帽 - Fig.2  
C Type Nut - Fig.2  
ASK16/20/25

## Nut 螺帽

# ASK

## BT / NT series

High Speed Nut 高速螺帽	Model No.	D	L	G	Weight (kg)
	ASK06-NUT	19.05	21	M15x1.0P	0.02
	ASK10-NUT	27	24	M22x1.0P	0.04
	ASK13-NUT	33	27	M27x1.0P	0.08
	ASK16-NUT	40	31	M32x1.5P	0.11
	ASK20-NUT	48	30	M40x1.0P	0.14
	ASK25-NUT	54	37	M45x1.5P	0.23

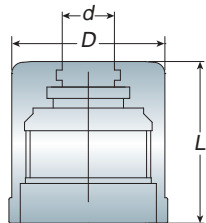
C Type Nut C 型螺帽	Model No.	FIG.	D	L	G	Weight (kg)
	ASK06C-NUT	1	19.05	21	M15x1.0P	0.02
	ASK10C-NUT	1	27	24	M22x1.0P	0.04
	ASK13C-NUT	1	33	27	M27x1.0P	0.08
	ASK16AC-NUT	1	40	27	M32x1.5P	0.08
	ASK16C-NUT	2	40	31	M32x1.5P	0.11
	ASK20C-NUT	2	48	30	M40x1.0P	0.15
	ASK25C-NUT	2	54	37	M45x1.5P	0.18



Fig.1



Fig.2



## Coolant Nut

出水螺帽

Model No.	O-ring No.	d	D	L	Weight (kg)
ASK06-03CL	S-3	3	19.05	26	0.05
ASK06-04CL	S-4	4			
ASK06-05CL	S-5	5			
ASK06-06CL	S-6	6			
ASK10-03CL	S-3	3	27	28.5	0.04
ASK10-04CL	S-4	4			
ASK10-05CL	S-5	5			
ASK10-06CL	S-6	6			
ASK10-07CL	S-7	7			
ASK10-08CL	S-8	8			
ASK10-09CL	S-9	9			
ASK10-10CL	S-10	10			
ASK13-03CL	S-3	3	33	33	0.10
ASK13-04CL	S-4	4			
ASK13-05CL	S-5	5			
ASK13-06CL	S-6	6			
ASK13-07CL	S-7	7			
ASK13-08CL	S-8	8			
ASK13-09CL	S-9	9			
ASK13-10CL	S-10	10			
ASK13-11CL	S-11	11			
ASK13-12CL	S-12	12			
ASK13-13CL	S-13	13			
ASK16-03CL	S-3	3	40	37	0.12
ASK16-04CL	S-4	4			
ASK16-05CL	S-5	5			
ASK16-06CL	S-6	6			
ASK16-07CL	S-7	7			
ASK16-08CL	S-8	8			
ASK16-09CL	S-9	9			
ASK16-10CL	S-10	10			
ASK16-11CL	S-11	11			
ASK16-12CL	S-12	12			
ASK16-13CL	S-13	13			
ASK16-14CL	S-14	14			
ASK16-15CL	S-15	15			
ASK16-16CL	S-16	16			

Unit: mm



Through tools  
刀尖出水



- Coolant Nut design with oil seal (O-ring). Each nut includes one O-ring.
- Complete coolant condition must to use with coolant tool.
- O-ring is consumable and it can be bought separately.
- 此款出水螺帽為 "O" 型密封螺帽，每一個螺帽含有一個 O 型環
- 必須搭配中心出水刀具才有完全出水效果
- O 型環為損耗品，可單獨購買

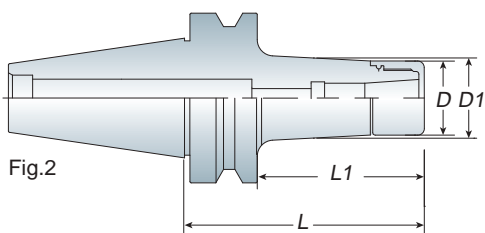
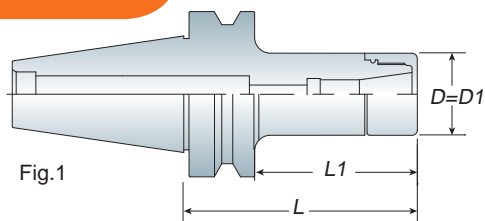


BT / NT  
series

AVC

# High Speed Collet Chuck

高轉速高精度立銑刀本體



Through tools must use integer collet and coolant nut together. (refer to P.31)

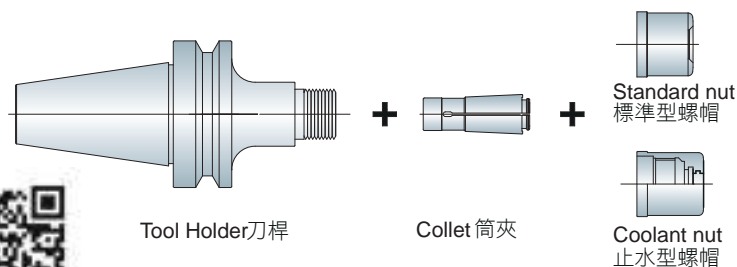
需搭配使用整數筒夾及止水螺帽才有刀尖出水效果 (請參考 P.31)

## Features

- AVC long type collet with angle 8° increase clamping force and cutting rigidity and precision.
- Special nut design provides better cutting conditions and reducing cutting vibrations.
- Wrench and Stop Screw must be ordered separately.
- Balancing: 30,000 r.p.m G2.5
- 8° 長筒夾設計提高夾持力，高剛性及高精度
- 刀桿柄壁的增厚設計大幅提升切削剛性
- 螺帽獨特設計可降低高轉速切削時的風阻及噪音並提升工作效能
- AVC 扳手及止付螺絲為另購品
- 動平衡：30,000 r.p.m G2.5

Model No.	FIG.	Clamping Range	D	D1	L	L1	Weight (kg)
BT30 AVC06-045	1	2~6	27	27	45	23	0.55
-060	2	2~6	27	29	60	38	0.60
-090	2	2~6	27	32	90	68	0.80
AVC10-060	1	3~10	33	33	60	38	0.70
-090	2	3~10	33	40	90	68	0.80
AVC12-060	1	3~12	40	40	60	38	0.70
-090	1	3~12	40	40	90	68	1.00
-120	1	3~12	40	40	120	98	1.30
BT40 AVC06-060	1	2~6	27	27	60	33	1.20
-090	2	2~6	27	31	90	63	1.35
-120	2	2~6	27	34	120	93	1.50
AVC10-060	1	3~10	33	33	60	33	1.30
-090	2	3~10	33	40	90	63	1.50
-120	2	3~10	33	44	120	93	1.70
AVC12-060	1	3~12	40	40	60	33	1.30
-090	2	3~12	40	44	90	63	1.60
-120	2	3~12	40	47	120	93	2.00
BT50 AVC06-105	2	2~6	27	32	105	67	4.10
-135	2	2~6	27	35	135	97	4.30
-165	2	2~6	27	38	165	127	4.50
AVC10-105	2	3~10	33	41	105	67	4.30
-135	2	3~10	33	44	135	97	4.50
-165	2	3~10	33	47	165	127	4.80
AVC12-105	2	3~12	40	44	105	67	4.30
-135	2	3~12	40	47	135	97	4.70
-165	2	3~12	40	51	165	127	5.10

Unit: mm



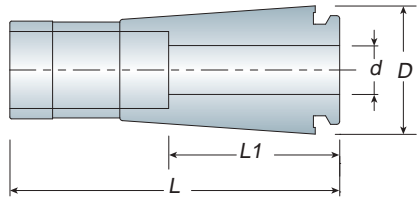
Tool Holder 刀桿

Collet 筒夾

Coolant nut 止水型螺帽

- Coolant Nut: refer to P.30/31
- 出水螺帽請參考 P.30/31





## Collet

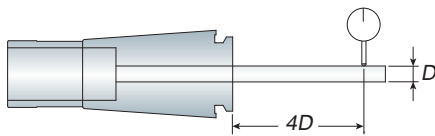
高精度立銑刀筒夾

# AVC

BT / NT  
series



- When ordering, please specify the collet grade with A or AA.  
For example: AVC12-08 AA.
- The tolerance of the tool shank should be h7.
- 請於訂購時註明 A 級或 AA 級  
例：AVC12-08 AA
- AVC 筒夾夾持刀具柄徑公差為 h7



筒夾等級 Collet Grade	跳動精度 / Runout - Max $\mu$ 4 倍直徑前 - 4xD
A 級	$\leq 10\mu$
AA 級	$\leq 5\mu$

Model No.	d	D	L1	L	Weight (kg)
AVC06-02	2		14		0.02
AVC06-03	3		16		
AVC06-04	4	14	18	40	
AVC06-05	5		20		
AVC06-06	6		22		
AVC10-03	3		16		
AVC10-04	4		18		
AVC10-05	5	17	20	45.5	
AVC10-06	6		22		
AVC10-08	8		28		
AVC10-10	10		30		
AVC12-03	3		16		0.06
AVC12-04	4		18		
AVC12-05	5		20		
AVC12-06	6		22		
AVC12-07	7	21	25	54	
AVC12-08	8		28		
AVC12-09	9		28		
AVC12-10	10		30		
AVC12-11	11		30		
AVC12-12	12		32		

Unit: mm

\* Also has inch size for "d" could be produced by order

\* d 尺寸另有英制規格可接受訂單生產

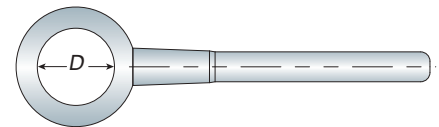
AVC06: 1/8, 3/16, 1/4

AVC10: 1/8, 3/16, 1/4, 5/16, 3/8

AVC12: 1/8, 3/16, 1/4, 5/16, 3/8, 7/16, 1/2

## Bearing Wrench

軸承扳手



Model No.	D	Weight (kg)
WAVC06 (WASK10)	27	0.50
WAVC10 (WASK13)	33	0.65
WAVC12 (WASK16)	40	0.80

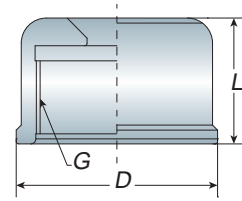
Unit: mm

BT / NT  
series

AVC

## Nut

螺帽

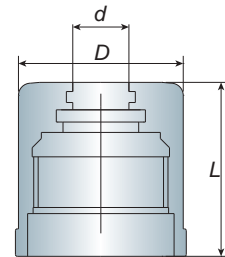


Model No.	D	L	G	Weight (kg)
AVC06-NUT	27	22	M21.5x1.0P	0.05
AVC10-NUT	33	20.5	M27x1.0P	0.08
AVC12-NUT	40	28	M34x1.0P	0.10

Unit: mm

## Coolant NUT

出水螺帽



Through tools  
刀尖出水



- Coolant Nut design with oil seal(O-ring). Each nut includes one O-ring.
- Complete coolant condition must to use with coolant tool.
- O-ring is consumable and it can be bought separately.
- 此款出水螺帽為 "O" 型密封螺帽，每一個螺帽含有一個 O 型環
- 必須搭配中心出水刀具才有完全出水效果
- O 型環為損耗品，可單獨購買

Model No.	O-ring No.	d	D	L	Weight (kg)
AVC06-03CL	S-3	3			
AVC06-04CL	S-4	4			
AVC06-05CL	S-5	5	27	26	0.07
AVC06-06CL	S-6	6			
AVC10-03CL	S-3	3			
AVC10-04CL	S-4	4			
AVC10-05CL	S-5	5			
AVC10-06CL	S-6	6			
AVC10-07CL	S-7	7	33	32	0.10
AVC10-08CL	S-8	8			
AVC10-09CL	S-9	9			
AVC10-10CL	S-10	10			
AVC12-03CL	S-3	3			
AVC12-04CL	S-4	4			
AVC12-05CL	S-5	5			
AVC12-06CL	S-6	6			
AVC12-07CL	S-7	7	40	33	0.12
AVC12-08CL	S-8	8			
AVC12-09CL	S-9	9			
AVC12-10CL	S-10	10			
AVC12-11CL	S-11	11			
AVC12-12CL	S-12	12			

Unit: mm

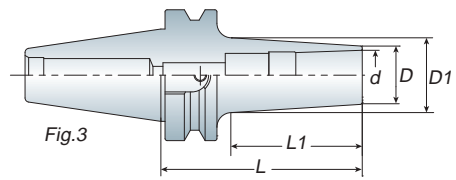
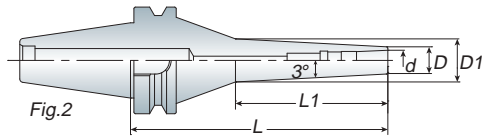
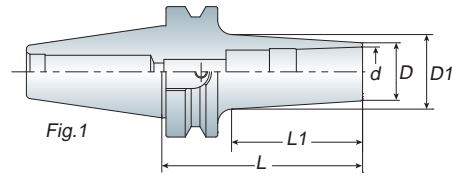
# High Speed Collet Chuck

後拉式筒夾刀桿



# ADS


## BT / NT series



Model No.	FIG.	Clamping Range (d)	D	D1	L1	L	Weight (kg)
BT30 ADS06-060	2	2~6	13	15.5	26	60	0.50
-090	2	2~6	13	18	50	90	0.60
-120	1	2~6	13	22.7	88.6	120	0.70
ADS08-060	1	3~8	16	20.5	30	60	0.50
-075	1	3~8	16	22.5	45.5	75	0.60
ADS10-090	1	3~10	21	26	50.5	90	0.65
ADS12-080	1	3~12	24	31	52	80	0.65
-110	1	3~12	24	35	84	110	0.90
ADS16-080	1	5~16	28	33.8	55.2	80	0.80
BT40 ADS06-060	2	2~6	13	16	26	60	1.10
-090	2	2~6	13	17.5	43	90	1.20
-120	2	2~6	13	19.5	58	120	1.30
-150	2	2~6	13	21	74	150	1.50
ADS08-065	1	3~8	16	20	29	65	1.10
-090	1	3~8	16	23	53.7	90	1.20
-120	1	3~8	16	27.5	81.8	120	1.30
-150	2	3~8	16	25.5	90	150	1.50
ADS10-090	1	3~10	21	26	53.5	90	1.20
-120	1	3~10	21	30	83.5	120	1.40
-150	1	3~10	21	33	111.6	150	1.70
ADS12-090	1	3~12	24	31	53.6	90	1.30
-120	1	3~12	24	34.5	83.6	120	1.70
-150	1	3~12	24	38	113.6	150	1.90
-200	1	3~12	24	41	163.6	200	2.10
ADS16-095	1	5~16	29	35	56.6	95	1.40
-125	1	5~16	29	38	88.5	125	1.60
BT50 ADS06-120	1	2~6	13	20.6	73.7	120	3.90
-150	1	2~6	13	24	102.5	150	4.00
-200	1	2~6	13	28.4	146.8	200	4.40
ADS08-095	1	3~8	16	23	47.7	95	3.90
-110	1	3~8	16	25	62.7	110	3.90
-200	1	3~8	16	37.1	150.4	200	4.40
ADS10-100	1	3~10	21	26.5	50.3	100	4.00
-150	1	3~10	21	31.5	100.3	150	4.20
-200	1	3~10	21	37	149.4	200	4.50
ADS12-100	1	3~12	24	30	43	100	4.10
-150	1	3~12	24	36	93	150	4.40
-200	1	3~12	24	43.2	151	200	5.00
ADS16-100	1	5~16	29	34.5	50.6	100	4.00
-125	1	5~16	29	37	75.6	150	4.20
-200	1	5~16	29	44.4	146.8	200	5.00
BT40 ADS12D-075	3	3~12	30	38.2	39	75	1.60
-090	3	3~12	30	41	54	90	1.80
ADS16D-075	3	5~16	40	49	42.6	75	1.70
-090	3	5~16	40	46.5	57.6	90	1.90

Unit: mm

- ADS06, ADS08: 4mm Hex-Wrench
- ADS12, ADS16: 6mm Hex-Wrench
- ADS06, ADS08 使用 4mm 六角扳手
- ADS12, ADS16 使用 6mm 六角扳手



- ADS10 / ADS12 / ADS16 CL type upon your request. For example: BT40 ADS12-090-CL
- ADS10 / ADS12 / ADS16 另有冷卻液貫穿型可供選擇，請於訂購時於型號後面加 - CL 例 BT40 ADS12-090-CL

## Features

- ADS tool holder is suitable for high-speed and high precision cutting. Tool holder designed without nut could reduce cutting vibration.
- Wrench is attached for each ADS tool holder.
- Balancing: 30,000 r.p.m G2.5
- ADS 刀桿適用於高速精密加工。無螺帽設計，降低加工時物件干涉
- 筒夾後拉式設計，操作簡易
- 每支 ADS 刀桿均附 1 支扳手
- 動平衡：30,000 r.p.m G2.5



P33-ADS Collet



ANNWAY-ADS

# Straight Shank

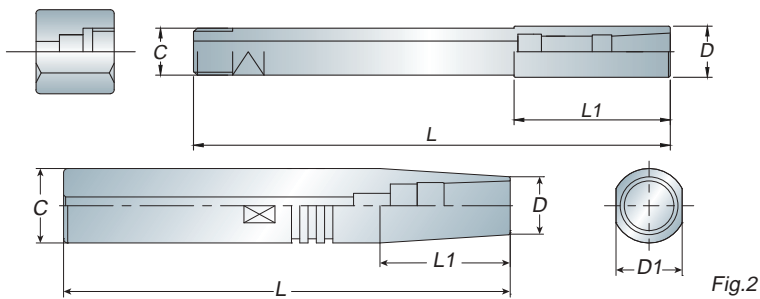
直柄後拉式夾頭刀桿



Fig.1



Fig.2



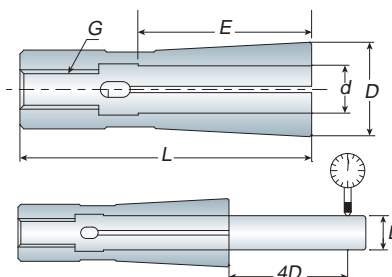
- Wrench is attached for each ADS tool holder.
- 每支 ADS 刀桿均附 1 支扳手

Model No.	FIG.	Clamping Range	C	D	D1	L1	L	Weight (kg)
C12 ADS06-120	1	2~6	12	13	10	40	120	0.20
-150	1	2~6	12	13	10	40	150	0.20
C16 ADS06-150	2	2~6	16	13	14	38	150	0.20
-200	2	2~6	16	13	14	38	200	0.25
C20 ADS06-150	2	2~6	20	13	17	70	150	0.30
-200	2	2~6	20	13	17	70	200	0.40
ADS08-150	2	3~8	20	16	17	50	150	0.30
-200	2	3~8	20	16	17	100	200	0.40
ADS10-200	2	3~10	20	19	17	50	200	0.50
C25 ADS08-150	2	3~8	25	16	22	50	150	0.45
-200	2	3~8	25	16	22	100	200	0.60
ADS12-200	2	3~12	25	24	22	50	200	0.80
-250	2	3~12	25	24	22	50	250	1.05

Unit: mm

# Collet

後拉筒夾



筒夾等級 Collet Grade	跳動精度 / Runout - Max $\mu$ 4 倍直徑前 - 4xD
A 級	$\leq 10\mu$
AA 級	$\leq 5\mu$

- When ordering, please specify the collet grade with A or AA. For example: ADS12-08AA
- 請於訂購時註明 A 級或 AA 級，例 ADS12-08AA
- ADS06 has other size for choice. Ex.1, 1.1, 1.2, 1.3, 1.4... 5.9, 6.0
- Also has inch size for "d" could be produced by order
- ADS06 另有尺寸 1, 1.1, 1.2, 1.3, 1.4... 5.9, 6.0 可供選擇
- d 尺寸另有英制規格可接受訂單生產

Model No.	d	D	L	E	G	Weight (kg)	Model No.	d	D	L	E	G	Weight (kg)
ADS06-02	2						ADS12-03	3					
ADS06-03	3						ADS12-3.175	3.175					
ADS06-3.175	3.175	9.6	36	22	M5x0.8P	0.01	ADS12-04	4					
ADS06-04	4						ADS12-05	5					
ADS06-05	5						ADS12-06	6					
ADS06-06	6						ADS12-07	7	18	61	41	M8x1.25P	0.07
ADS08-03	3						ADS12-08	8					
ADS08-3.175	3.175						ADS12-09	9					
ADS08-04	4						ADS12-10	10					
ADS08-05	5	12	37	22	M5x0.8P	0.02	ADS12-11	11					
ADS08-06	6						ADS12-12	12					
ADS08-07	7						ADS16-05	5					
ADS08-08	8						ADS16-06	6					
ADS10-03	3						ADS16-07	7					
ADS10-04	4						ADS16-08	8					
ADS10-05	5						ADS16-09	9					
ADS10-06	6	15	45	27	M6x1.0P	0.05	ADS16-10	10	24	63	45	M8x1.25P	0.13
ADS10-07	7						ADS16-11	11					
ADS10-08	8						ADS16-12	12					
ADS10-09	9						ADS16-13	13					
ADS10-10	10						ADS16-14	14					
							ADS16-15	15					
							ADS16-16	16					

Unit: mm

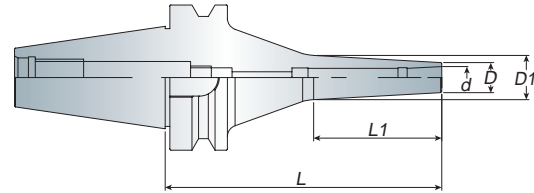
Unit: mm

# High Speed Collet Chuck

後拉式筒夾刀桿 - 筒夾加長型

LDS

BT / NT  
series



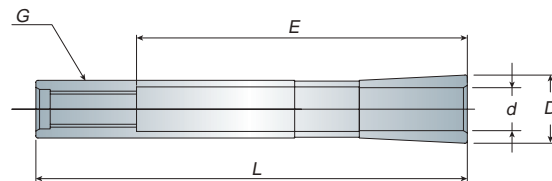
- Long type collet, the inside length is 46mm.
- Holder is suitable for high-speed and high precision cutting. Tool holder designed without nut could reduce cutting vibration.
- Wrench is attached for each LDS holder.
- Balancing: 30,000 r.p.m G2.5
- 長筒夾設計，內徑可伸長 46mm
- 刀桿適用於高速精密加工。無螺帽設計，降低加工時物件干涉
- 每支刀桿均附 1 支扳手
- 動平衡：30,000 r.p.m G2.5

Model No.	Clamping Range (d)	D	D1	L1	L	Weight (kg)
BT30 LDS06-090	2~6	13	18	50	90	0.50
BT40 LDS06-090	2~6	13	17.5	43	90	0.60
-120	2~6	13	19.5	58	120	0.70
-150	2~6	13	21	74	150	0.50
BT50 LDS06-120	2~6	13	20.6	73.7	120	0.60
-150	2~6	13	23.8	102.5	150	0.65
-200	2~6	13	28.4	146.8	200	0.65

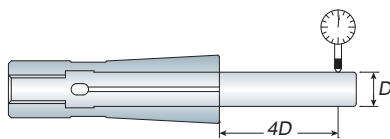
Unit: mm

## Collet

後拉筒夾 - 加長型



- When ordering, please specify the collet grade with A or AA.
- 請於訂購時註明 A 級或 AA 級

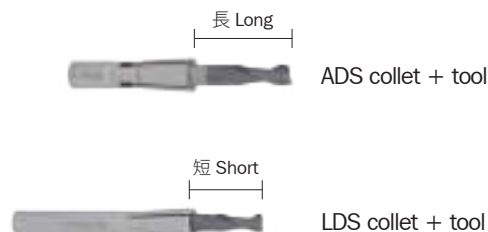


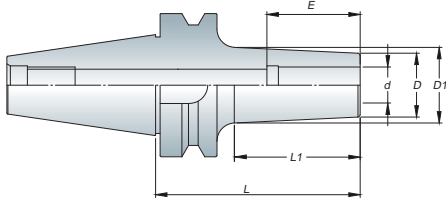
Model No.	d	D	L	E	G	Weight (kg)
LDS06-02	2	9.6	60	46	M5x0.8P	0.02
LDS06-03	3	9.6	60	46	M5x0.8P	0.02
LDS06-3.175	3.175	9.6	60	46	M5x0.8P	0.02
LDS06-04	4	9.6	60	46	M5x0.8P	0.02
LDS06-05	5	9.6	60	46	M5x0.8P	0.02
LDS06-06	6	9.6	60	46	M5x0.8P	0.02

Unit: mm

筒夾等級 Collet Grade	跳動精度 / Runout - Max $\mu$ 4 倍直徑前 - 4xD
A 級	$\leq 10\mu$
AA 級	$\leq 5\mu$

\*\*\* 比較 / Compare \*\*\*





- Heater specification => refer to P.38
- Tools are restricted by material of h6 carbide tool.
- 刀桿加熱器規格請參考 P.38
- 刀具限用 h6 鎢鋼刀具



Model No.	d	D	D1	L	L1	E	Weight (kg)
BT30 ASR04-075	4	10	15	75	44	22	0.55
ASR05-075	5	10	15	75	44	24	0.55
ASR06-075	6	14	19	75	47	26	0.55
ASR08-075	8	18	23	75	47	26	0.60
ASR10-075	10	22	27	75	47	32	0.60
ASR12-075	12	24	29	75	47	36	0.65
ASR16-075	16	28	33	75	48	38	0.70
BT40 ASR04-090	4	10	16	90	55	22	1.20
-120	4	10	19	120	85	22	1.30
ASR05-090	5	10	16	90	55	24	1.20
-120	5	10	19	120	85	24	1.30
ASR06-090	6	14	20	90	54	26	1.20
-120	6	14	23	120	84	26	1.30
ASR08-090	8	18	24	90	54	26	1.20
-120	8	18	27	120	84	26	1.30
ASR10-090	10	22	28	90	54	32	1.30
-120	10	22	31	120	84	32	1.45
ASR12-090	12	24	30	90	54	36	1.30
-120	12	24	33	120	84	36	1.50
ASR16-090	16	28	34	90	54	38	1.30
-120	16	28	37	120	84	38	1.55
ASR20-090	20	34	41	90	65	42	1.50
-120	20	34	42	120	84	42	1.75
ASR25-090	25	44	51	90	68	48	1.50
-120	25	44	54	120	90	48	1.80
ASR32-090	32	44	51	90	68	50	1.55
-120	32	44	54	120	90	50	1.85
BT50 ASR06-105	6	14	21	105	61	26	3.70
-160	6	14	35	160	113	26	3.90
ASR08-105	8	18	25	105	61	26	3.80
-160	8	18	30	160	113	26	4.00
ASR10-105	10	22	29	105	61	32	4.20
-160	10	22	34	160	113	32	4.50
ASR12-105	12	24	31	105	61	36	4.40
-160	12	24	36	160	113	36	4.80
ASR16-105	16	28	35	105	61	38	4.40
-160	16	28	40	160	113	38	4.90
ASR20-105	20	34	41	105	61	42	4.70
-160	20	34	45	160	113	42	5.20
ASR25-105	25	44	51	105	61	48	4.70
-160	25	44	56	160	113	48	5.30
ASR32-105	32	44	51	105	61	50	5.00
-160	32	44	56	160	113	50	5.60

Unit: mm

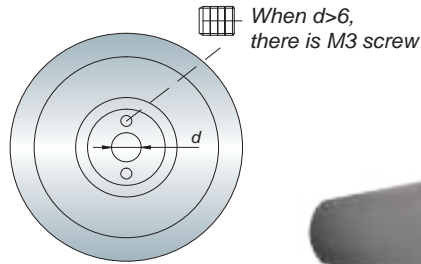
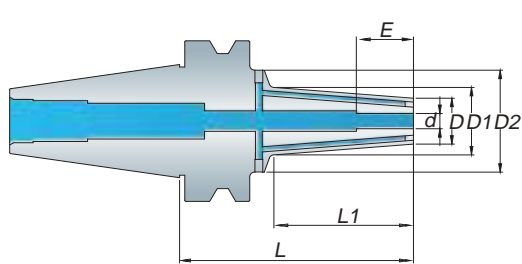


# Shrink Chuck - Coolant Type

燒結式刀桿 - 出水型


# ASR

## BT / NT series



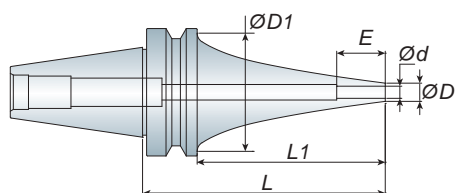
Model No.	d	D	D1	D2	L	L1	E	Weight (kg)
BT40 ASR04-090-CL	4	18	27	40	90	-	22	1.20
-120-CL	4	18	27	40	120	-	22	1.50
-160-CL	4	18	27	40	160	78	22	1.80
ASR06-090-CL	6	21	30	40	90	-	26	1.20
-120-CL	6	21	30	40	120	-	26	1.50
-160-CL	6	21	30	40	160	78	26	1.80
ASR08-090-CL	8	21	30	40	90	-	26	1.20
-120-CL	8	21	30	40	120	-	26	1.50
-160-CL	8	21	30	40	160	78	26	1.80
ASR10-090-CL	10	24	33	40	90	-	32	1.30
-120-CL	10	24	33	40	120	-	32	1.60
-160-CL	10	24	33	40	160	78	32	1.90
ASR12-090-CL	12	24	33	40	90	-	36	1.30
-120-CL	12	24	33	40	120	-	36	1.60
-160-CL	12	24	33	40	160	78	36	1.90
ASR16-090-CL	16	27	36	40	90	-	38	1.30
-120-CL	16	27	36	40	120	-	38	1.60
-160-CL	16	27	36	40	160	78	38	1.90
BT50 ASR06-100-CL	6	21	30	40	100	53	26	3.80
-120-CL	6	21	30	40	120	53	26	3.90
-160-CL	6	21	30	40	160	53	26	4.20
ASR08-100-CL	8	21	30	40	100	53	26	3.80
-120-CL	8	21	30	40	120	53	26	3.90
-160-CL	8	21	30	40	160	53	26	4.20
ASR10-100-CL	10	24	33	40	100	53	32	3.90
-120-CL	10	24	33	40	120	53	32	4.00
-160-CL	10	24	33	40	160	53	32	4.30
ASR12-100-CL	12	24	33	40	100	53	36	3.90
-120-CL	12	24	33	40	120	53	36	4.00
-160-CL	12	24	33	40	160	53	36	4.30
ASR16-100-CL	16	27	36	40	100	53	38	3.90
-120-CL	16	27	36	40	120	53	38	4.00
-160-CL	16	27	36	40	160	53	38	4.30
ASR20-100-CL	20	33	42	40	100	53	42	4.00
-120-CL	20	33	42	40	120	53	42	4.10
-160-CL	20	33	42	40	160	53	42	4.40

Unit: mm



Jet through  
端面出水

- Heater specification => refer to P.38
- Tools are restricted by material of h6 carbide tool.
- 刀桿加熱器規格請參考 P.38
- 刀具限用 h6 鎢鋼刀具



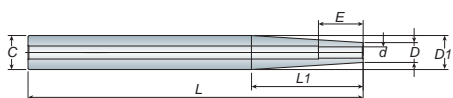
- Heater specification => refer to P.38
- Tools are restricted by material of h6 carbide tool.
- 刀桿加熱器規格請參考 P.38
- 刀具限用 h6 鎢鋼刀具

Model No.	d	D	D1	L	L1	E	Weight (kg)	
BT30 ASR04-090S/120S	4	7	34	90/120	68/98	12	2.70/6.50	
ASR06-090S/120S	6	9		90/120	68/98	18	2.30/5.50	
ASR08-090S	8	11		90	68	24	2.20	
ASR10-090S	10	13		90	68	30	2.10	
BT40 ASR04-090S/120S	4	7	53	90/120	63/93	12	1.00/1.30	
150S/180S	4	7		150/180	123/153	12	1.60/1.90	
ASR06-090S/120S	6	9		90/120	63/93	18	1.00/1.30	
150S/180S	6	9		150/180	123/153	18	1.60/1.90	
ASR08-090S/120S	8	11		90/120	63/93	24	1.05/1.30	
150S/180S	8	11		150/180	123/153	24	1.60/1.90	
ASR10-090S/120S	10	13		90/120	63/93	30	1.30/1.50	
150S/180S	10	13		150/180	123/153	30	1.70/1.95	
ASR12-090S/120S	12	15		90/120	63/93	30	1.30/1.50	
150S/180S	12	15		150/180	123/153	30	1.70/2.00	
BT50 ASR04-165S/200S	4	7		85	165/200	127	12	5.30/5.70
ASR06-165S/200S	6	9		85	165/200	127	18	5.20/5.60
ASR08-165S/200S	8	11	85	165/200	127	24	4.90/5.20	
ASR10-165S/200S	10	13	85	165/200	127	30	4.90/5.10	
ASR12-165S/200S	12	15	84	165/200	127	30	4.90/5.10	

Unit: mm

Straight shank

直柄燒結式刀桿



- Heater specification => refer to P.38
- Tools are restricted by material of h6 carbide tool.
- 刀桿加熱器規格請參考 P.38
- 刀具限用 h6 鎢鋼刀具

Model No.	C	d	D	D1	L	L1	E	Weight (kg)
C12 ASR04-120	12	4	7	11.6	120	40	16	0.20
ASR06-120	12	6	10		120	40	24	0.20
C16 ASR04-150	16	4	7	15.5	150	67	12	0.10
ASR06-150	16	6	9		150	70	18	0.10
ASR08-115	16	8	11		115	50	24	0.10
C20 ASR04-200	20	4	7	19.5	200	97	12	0.30
ASR06-175	20	6	9		175	105	18	0.30
ASR08-175	20	8	11		175	85	24	0.30
ASR10-150	20	10	13		150	70	30	0.20
ASR12-120	20	12	15		120	50	30	0.20
C25 ASR06-230	25	6	9	24.5	230	97	18	0.50
ASR08-230	25	8	11		230	97	24	0.60
ASR10-255	25	10	13		255	135	30	0.70
ASR12-230	25	12	15		230	110	30	0.60

Unit: mm

# Induction Shrink Machine

感應熱縮式燒結機

# ASR

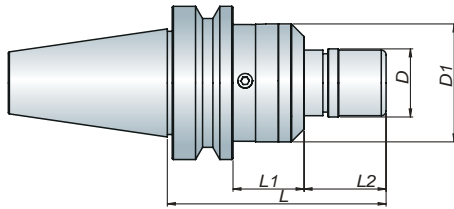
BT / NT  
series

Model No.	GTS-306 LUXE
Electric current supply 電壓	220VAC (50/60Hz)
Output current 電流	20A
Output power 消耗電力	4KW
Size 尺寸	232mm(W)×360mm(D)×610mm(H)
Weight 重量	13.50 kgs
Holder Support 刀把形式	BT30/BT40/BT50/HSK50/HSK63 (optional 選配)



Model No.	GTS9000M / GTS9000L
Electric current supply 電壓	3 phase 220VAC (50/60Hz)
Output current 電流	27A
Output power 消耗電力	10KW
Size 尺寸	380mm(W)x405mm(D)x655mm(H)
Weight 重量	15.10kgs
Induction Heating head 加熱頭內徑	Ø35mm / Ø50mm
Holder Support 刀把形式	BT30/BT40/BT50/HSK50/HSK63 (optional 選配)



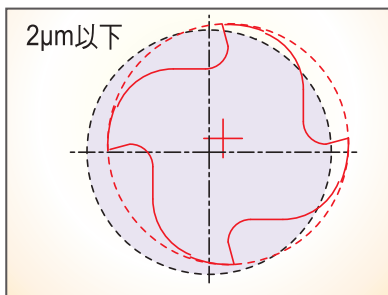


Model No.	D	D1	L	L1	L2	Collet	Weight (kg)	Weight (kg)
BT30 QSK10-090	27	48.5	90	29.3	33.7	SK10	WASK10	1.30
QSK16-090	40	59.5	90	29.3	33.7	SK16	WASK16	1.50
BT40 QSK10-090	27	48.5	90	29.3	33.7	SK10	WASK10	1.50
QSK16-090	40	59.5	90	29.3	33.7	SK16	WASK16	1.80
BT50 QSK10-105	27	48.5	105	29.3	48.7	SK10	WASK10	4.50
QSK16-105	40	59.5	105	29.3	48.7	SK16	WASK16	5.00

Unit: mm

## Features

- Stable runout, more smooth surface for working material.
- Simple design, easy to adjust runout.
- Compensate for increased runout by machine spindle bearing aging.
- Extending tools lifetime.
- Reamer ONLY.
- 實現孔徑加工的穩定性，降低表面粗糙度
- 結構簡單並能快速在機台上直接調整刀尖跳動精度
- 簡單有效的修正因機台主軸老化而引起的跳動偏擺問題
- 刀具壽命延長
- 絞刀專用




To avoid vibration from the old spindle.

簡單有效的解決因機床主軸老化而引起的跳動偏大問題



More stably for working diameter and make working surface more smoothly.

實現孔加工的穩定化，降低表面粗糙度



Simple operation, easy to adjust run-out

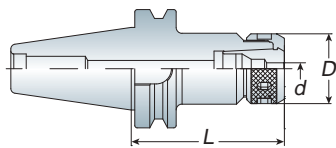
結構簡單，能在機床上直接調整刀尖跳動精度



P23/24- SK Collet

P27- Wrench

P28- ASK Nut



## Collet Chuck

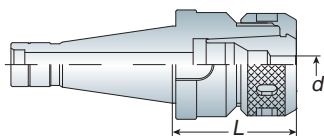
重切削筒夾本體

# OZ

## BT / NT series

Model No.	d	D	L	Collet Type	Weight (kg)
BT40 OZ25-080	3~25	60	80	OZ25	1.70
-120	3~25	60	120	OZ25	2.60
OZ32-080	6~32	72	80	OZ32	2.10
-150	6~32	72	150	OZ32	3.60
BT50 OZ25-090	3~25	60	90	OZ25	4.50
-130	3~25	60	130	OZ25	5.10
OZ32-105	6~32	72	105	OZ32	5.40
-150	6~32	72	150	OZ32	6.60

Unit: mm



Model No.	d	L	Collet Type	Draw Bolt	Weight (kg)
NT30 OZ25-070	3~25	70	OZ25	1/2"-12	1.10
OZ32-100	6~32	100	OZ32	M12x1.75P	1.60
NT40 OZ25-070	3~25	70	OZ25	5/8"-11	1.60
OZ32-080	6~32	80	OZ32	M16x2.0P	2.20
NT50 OZ25-080	3~25	80	OZ25	1"-8	3.80
OZ32-080	6~32	80	OZ32	M24x3.0P	4.30

Unit: mm



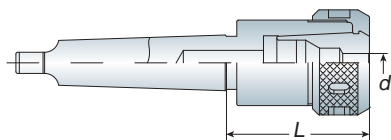
- OZ collet chuck can clamp drill, end mills and taps.
- Wrench must be ordered separately.
- OZ 重切削刀桿可用於夾持鑽頭、銑刀及絲攻刀具
- OZ 扳手為另購品



- When ordering, please specify the draw bolt with inch size or metric size.
- 請於訂購時，確認刀桿為英制或公制

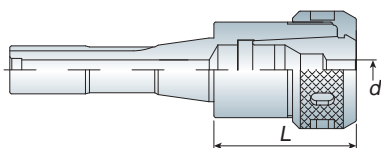
## Morse Taper Shank - Tang Type

莫氏錐度重切削筒夾本體 -A 型



Model No.	d	L	Collet Type	Weight (kg)
MTA5 OZ25-075	3~25	75	OZ25	2.80
OZ32-075	6~32	75	OZ32	3.00

Unit: mm



## R8 Taper Shank

R8 重切削筒夾本體

Model No.	d	L	Collet Type	Weight (kg)
R8 OZ25	3~25	70	OZ25	1.25
OZ32	6~32	87	OZ32	2.20

Unit: mm



- Wrench must be ordered separately.
- MTB type upon your request.
- OZ 扳手為另購品
- 亦有生產 MTB 型可另詢問



- Wrench must be ordered separately.
- OZ 扳手為另購品



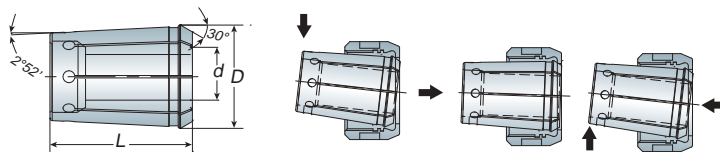
P41- Wrench

P41- OZ Collet

P41- OZ Nut

## Collet

重切削筒夾



- Collet must be assembled into the clamping nut before inserting into the chuck
- Attaching, and detaching collets



### Metric Size 公制

Model No.	D	L	d	Weight (kg)
OZ25	35.05	52	3,4,5,6,7,8,9,10,11,12,13,14,15,16,17,18,19,20,21,22,23,24,25	0.17
OZ32	44	60	6,7,8,9,10,11,12,13,14,15,16,17,18,19,20,21,22,23,24,25,26,27,28,29,30,31,32	0.36

### Inch Size 英制

Model No.	D	L	d (Inch)	Weight (kg)
OZ25	35.05	52	1/8,3/16,1/4,5/16,3/8,7/16,1/2,9/16,5/8,11/16,3/4,13/16,7/8,15/16,1	0.18
OZ32	44	60	1/4,5/16,3/8,7/16,1/2,9/16,5/8,11/16,3/4,13/16,7/8,15/16,1, 1-1/8,1-1/4	0.36

## Collet Set

重切削筒夾組



### OZ25

Model No.	Specification	PCS/SET	Weight (kg)
OZ25-07PCS	6,8,10,12,16,20,25	7PCS/SET	2.00
OZ25-15PCS	3,4,5,6,7,8,9,10,11,12,13,16,18,20,25	15PCS/SET	3.50

### Inch Size 英制

Model No.	Specification	PCS/SET	Weight (kg)
OZ25-07PCS	1/4,5/16,3/8,1/2,5/8,3/4,1	7PCS/SET	2.10
OZ25-15PCS	1/8,3/16,1/4,5/16,3/8,7/16,1/2,9/16,5/8,11/16,3/4,13/16,7/8,15/16,1	15PCS/SET	3.30

### OZ32

Model No.	Specification	PCS/SET	Weight (kg)
OZ32-08PCS	6,8,10,12,16,20,25,32	8PCS/SET	4.20
OZ32-15PCS	6,8,10,12,13,14,15,16,18,20,22,25,26,30,32	15PCS/SET	6.50

### Inch Size 英制

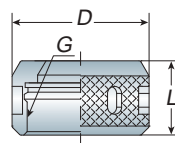
Model No.	Specification	PCS/SET	Weight (kg)
OZ32-10PCS	1/4,5/16,3/8,1/2,5/8,3/4,7/8,1,1-1/8,1-1/4	10PCS/SET	4.10
OZ32-15PCS	1/4,5/16,3/8,7/16,1/2,9/16,5/8,11/16,3/4,13/16,7/8,15/16,1,1-1/8,1-1/4	15PCS/SET	6.30

- When ordering, please specify the collet with inch size or metric size.
- 請於訂購時確認筒夾為英制或公制



## Nut

重切削螺帽



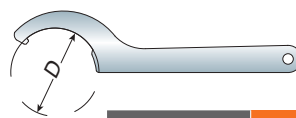
Model No.	L	D	G	Collet Type	Weight (kg)
BN25	30	60	M48x2.0P	OZ25	0.30
BN32	33	78	M60x2.5P	OZ32	0.65

Unit: mm



## Wrench

重切削扳手



Model No.	D	Suit For	Weight (kg)
WOZ25	60	BN25	0.30
WOZ32	72~84	BN32	0.40

Unit: mm

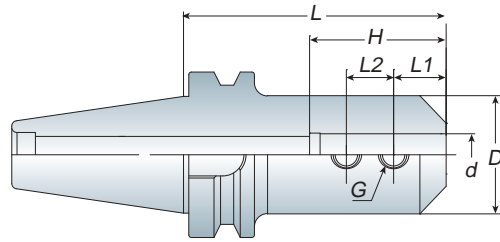
# End Mill Holder

## 側固端銑刀桿

# SLA

# BT / NT

series

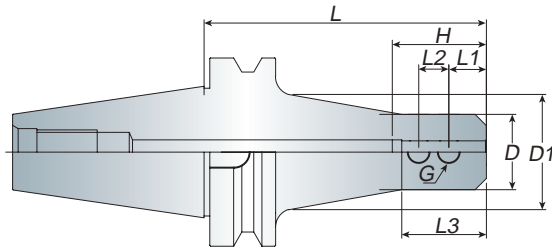


Model No.	d	D	L	L1	L2	H	G	Weight (kg)
BT30 SLA06-060	6	25	60	12	10	32	M6	0.60
SLA08-060	8	28	60	14	12	36	M8	0.65
SLA10-060	10	35	60	15	14	40	M10	0.70
SLA12-060	12	40	60	18	16	45	M10	0.80
SLA16-075	16	45	75	22	18	50	M10	0.80
SLA20-075	20	50	75	25	20	60	M12	1.10
SLA25-075	25	55	75	25	22	65	M12	1.10
BT40 SLA06-075	6	25	75	12	10	32	M6	1.20
-100	6	25	100	12	10	32	M6	1.30
SLA08-075	8	28	75	14	12	36	M8	1.25
-100	8	28	100	14	12	36	M8	1.40
SLA10-075	10	35	75	15	14	40	M10	1.35
-100	10	35	100	15	14	40	M10	1.50
SLA12-075	12	40	75	20	16	45	M10	1.45
-100	12	40	100	20	16	45	M10	1.65
SLA14-075	14	42	75	18	16	45	M10	1.50
-100	14	42	100	18	16	45	M10	1.75
SLA16-075	16	45	75	20	18	50	M10	1.50
-100	16	45	100	20	18	50	M10	1.85
SLA18-075	18	48	75	20	18	50	M12	1.60
-100	18	48	100	22	18	50	M12	1.90
SLA20-075	20	50	75	20	18	60	M12	1.60
-100	20	50	100	25	20	60	M12	2.00
SLA25-075	25	55	75	22	18	65	M12	1.60
-100	25	55	100	25	22	65	M12	2.00
SLA32-090	32	60	90	30	22	70	M16	2.00
SLA40-105	40	80	105	30	22	80	M16	3.10
SLA42-105	42	80	105	30	22	80	M16	3.10
BT50 SLA06-105/150/200	6	25	105/150/200	12	10	32	M6	4.10/4.30/4.60
SLA08-105/150/200	8	28	105/150/200	14	12	36	M8	4.10/4.35/4.65
SLA10-105/150/200	10	35	105/150/200	15	14	40	M10	4.20/4.50/5.10
SLA12-105/150/200	12	40	105/150/200	20	16	45	M10	4.35/4.80/5.30
SLA14-105	14	42	105	18	16	45	M10	4.35
SLA16-105/150/200	16	45	105/150/200	22	18	50	M10	4.45/4.90/5.60
-250/300	16	45	250/300	22	18	50	M10	6.60/6.90
SLA18-105	18	48	105	22	18	55	M10	4.50
SLA20-105/150/200	20	50	105/150/200	25	20	60	M12	4.50/5.20/5.90
-250/300	20	50	250/300	25	20	60	M12	6.60/7.75
SLA25-105/150/200	25	55	105/150/200	25	22	65	M12	4.60/5.40/6.50
-250/300	25	55	250/300	25	22	65	M12	7.00/8.50
SLA32-105/150/200	32	60	105/150/200	30	22	70	M16	4.70/5.80/6.60
-250/300	32	60	250/300	30	22	70	M16	7.60/9.30
SLA40-105/150/200	40	80	105/150/200	30	22	80	M16	5.40/7.00/9.00
-250	40	80	250	30	22	80	M16	10.80
SLA42-105/150/200	42	80	105/150/200	35	25	80	M20	5.50/7.00/8.90
-250	42	80	250	35	25	80	M20	10.80
SLA50.8-105	50.8	95	105	35	25	90	M20	6.00
SLA50.8-150	50.8	95	150	35	25	90	M20	8.50

Unit: mm

## Features

- For straight shank end mill.
- End mill is held by two set screws.
- End mill holder comes equipped with set screws.
- 適用於夾持直柄銑刀，可用在一般銑削加工
- 夾持銑刀之固定螺絲共 2 個
- 刀桿本身已裝配固定螺絲



## Features

- For straight shank end mill.
- The holder's shank is with the taper design to make it will the better rigidity. End mill holder comes equipped with set screws.
- End mill is held by two set screws.
- End mill holder comes equipped with set screws.
- 適用於夾持直柄銑刀，可用在一般銑削加工
- 刀柄本身錐度型設計，使其擁有較佳的剛性
- 夾持銑刀之固定螺絲共 2 個
- 刀桿本身已裝配固定螺絲

Model No.	d	D	D1	L	L1	L2	L3	H	G	Weight (kg)
BT50 SLA06-150T	6	25	30	150	12	10	35	28	M6	3.90
-200T	6	25	32	200	12	10	35	28	M6	4.20
SLA08-150T	8	28	33	150	14	12	40	36	M8	3.90
-200T	8	28	35	200	14	12	40	36	M8	4.30
SLA10-150T	10	35	40	150	15	14	40	40	M10	4.30
-200T	10	35	42	200	15	14	40	40	M10	4.70
SLA12-150T	12	40	45	150	20	16	45	45	M10	4.50
-200T	12	40	47	220	20	16	45	45	M10	5.10
SLA16-150T	16	45	50	150	22	18	50	55	M10	4.70
-200T	16	45	52	220	22	18	50	55	M10	5.40
SLA20-150T	20	52	57	150	25	20	55	60	M12	5.10
-200T	20	52	57	200	25	20	55	60	M12	5.90
SLA25-150T	25	55	60	150	25	22	60	65	M12	5.40
-200T	25	55	60	200	25	22	60	65	M12	6.40
-250T	25	55	62	250	25	22	60	65	M12	7.50
SLA32-150T	32	60	65	150	30	22	65	70	M16	5.60
-200T	32	60	65	200	30	22	65	70	M16	6.70
-250T	32	60	67	250	30	22	65	70	M16	8.10

Unit: mm

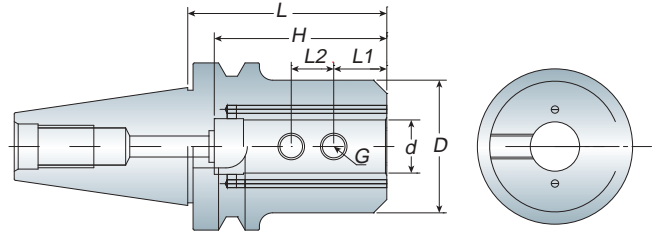


# End Mill Holder - Jet Through Coolant Type

側固端銑刀桿 - 端面出水型


# SLC

# BT / NT series



Model No.	d	D	L	L1	L2	H	G	Weight (kg)
BT40 SLC06-075	6	25	75	12	10	32	M6	1.20
-100	6	25	100	12	10	32	M6	1.30
SLC08-075	8	28	75	14	12	36	M8	1.25
-100	8	28	100	14	12	36	M8	1.40
SLC10-075	10	35	75	15	14	40	M10	1.35
-100	10	35	100	15	14	40	M10	1.50
SLC12-075	12	40	75	20	16	45	M10	1.45
-100	12	40	100	20	16	45	M10	1.65
SLC14-075	14	42	75	18	16	45	M10	1.50
-100	14	42	100	18	16	45	M10	1.75
SLC16-075	16	45	75	20	18	50	M10	1.50
-100	16	45	100	20	18	50	M10	1.85
SLC18-075	18	48	75	20	18	50	M12	1.60
-100	18	48	100	22	18	50	M12	1.90
SLC20-075	20	50	75	20	18	60	M12	1.60
-100	20	50	100	25	20	60	M12	2.00
SLC25-075	25	55	75	22	18	65	M12	1.60
-100	25	55	100	25	22	65	M12	2.00
SLC32-090	32	60	90	30	22	70	M16	2.00
SLC40-105	40	80	105	30	22	80	M16	3.10
SLC42-105	42	80	105	35	25	80	M20	3.10
BT50 SLC06-105	6	25	105	12	10	32	M6	4.10
SLC08-105	8	28	105	14	12	36	M8	4.10
SLC10-105	10	35	105	15	14	40	M10	4.20
SLC12-105	12	40	105	20	16	45	M10	4.35
SLC14-105	14	42	105	18	16	45	M10	4.35
SLC16-105	16	45	105	22	18	50	M10	4.45
SLC18-105	18	48	105	22	18	55	M10	4.50
SLC20-105	20	50	105	25	20	60	M12	4.50
SLC25-105	25	55	105	25	22	65	M12	4.60
SLC32-105	32	60	105	30	22	70	M16	4.70
SLC40-105	40	80	105	30	22	80	M16	5.40
SLC42-105	42	80	105	30	25	80	M20	5.50

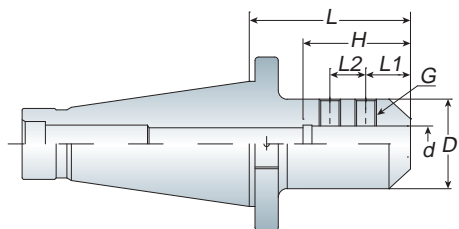
Unit: mm



Jet through  
端面出水

## Features

- For straight shank end mill.
- End mill is held by two set screws.
- End mill holder comes equipped with set screws.
- 適用於夾持直柄銑刀，可用在一般銑削加工
- 夾持銑刀之固定螺絲共 2 個
- 刀桿本身已裝配固定螺絲



- When ordering, please specify the draw bolt with inch size or metric size.
- For straight shank end mill.
- End mill is held by two set screws.
- End mill holder comes equipped with set screws.
- 請於訂購時，確認刀桿為英制或公制
- 適用於夾持直柄銑刀，可用在一般銑削加工
- 夾持銑刀之固定螺絲共 2 個
- 刀桿本身已裝配固定螺絲

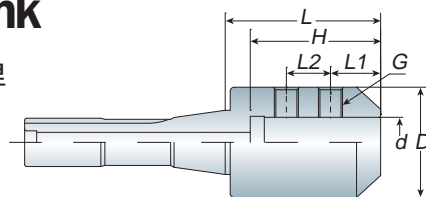
Model No.	d	D	L	L1	L2	H	G	Draw Bolt	Weight (kg)
NT30 SLA06-055	6	25	55	12	10	32	M6	1/2"-12 M12x1.75P	0.60
SLA08-055	8	28	55	14	12	36	M8		0.60
SLA10-055	10	35	55	15	14	40	M10		0.65
SLA12-055	12	40	55	20	15	45	M10		0.80
SLA16-060	16	45	60	22	18	50	M10		0.90
SLA20-065	20	50	65	25	20	60	M12		1.00
SLA25-075	25	55	75	25	22	65	M12		1.30
NT40 SLA06-055	6	25	55	12	10	32	M6	5/8"-11 M16x2.0P	1.10
SLA08-055	8	28	55	14	12	36	M8		1.10
SLA10-055	10	35	55	15	14	40	M10		1.20
SLA12-055	12	40	55	20	15	45	M10		1.20
SLA16-060	16	45	60	22	16	50	M10		1.35
SLA20-065	20	50	65	20	18	60	M12		1.50
SLA25-075	25	55	75	20	22	65	M12		1.75
SLA32-090	32	60	90	30	22	70	M16		2.10
SLA42-105	42	80	105	32	24	80	M16	3.60	
NT50 SLA06-090	6	25	90	12	10	32	M6	1"-8 M24x3.0P	3.10
SLA08-090	8	28	90	14	12	36	M8		3.10
SLA10-090	10	35	90	15	14	40	M10		3.15
SLA12-090	12	40	90	20	16	45	M10		3.30
SLA16-090	16	45	90	22	18	50	M10		3.60
SLA20-090	20	50	90	25	20	60	M12		3.65
-150	20	50	150	25	20	60	M12		4.70
SLA25-090	25	55	90	25	22	65	M12		3.80
-150	25	55	150	25	22	65	M12		4.90
SLA32-090	32	60	90	30	22	70	M16		4.00
-150	32	60	150	30	22	70	M16	5.30	
-200	32	60	200	30	22	70	M16	6.30	
SLA42-105	42	80	105	32	24	80	M16	5.10	
SLA50.8-105	50.8	95	105	35	25	90	M20	6.10	

Unit: mm



R8 Taper Shank

R8 側固端銑刀桿



- For straight shank end mill.
- End mill is held by two set screws.
- End mill holder comes equipped with set screws.
- 適用於夾持直柄銑刀，可用在一般銑削加工
- 夾持銑刀之固定螺絲共 2 個
- 刀桿本身已裝配固定螺絲

Model No.	d	D	L	L1	L2	H	G	Weight (kg)
R8 SLA06-055	6	25	55	12	10	32	M6	0.60
SLA08-055	8	28	55	14	12	36	M8	0.77
SLA10-055	10	35	55	15	14	40	M10	0.77
SLA12-055	12	40	55	18	16	45	M10	0.90
SLA16-060	16	45	60	20	18	50	M10	1.04
SLA20-065	20	50	65	25	20	60	M12	1.21
SLA25-075	25	55	75	25	22	65	M12	1.39

Unit: mm

# End Mill Holder - Weldon

側固端銑刀桿 (歐規)

EM

BT / NT  
series

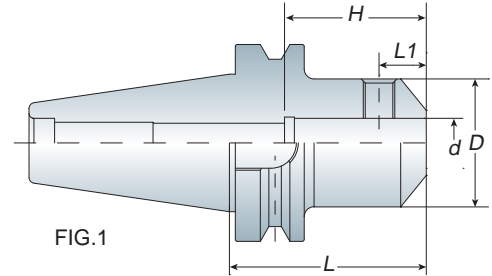


FIG.1

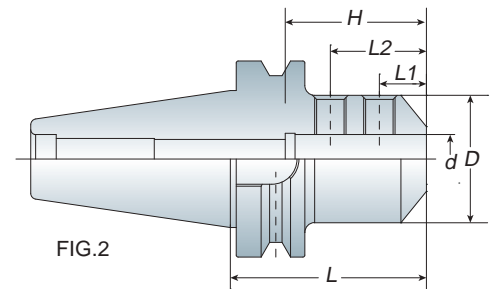


FIG.2

Model No.	FIG.	d	D	L	L1	L2	H	Weight (kg)
BT30 EM06-050	1	6	25	50	18	-	27	0.55
EM08-050	1	8	28	50	18	-	32	0.60
EM10-050	1	10	35	50	20	-	35	0.70
EM12-050	1	12	42	50	22.5	-	42	0.75
EM16-063	1	16	48	63	24	-	50	0.90
EM20-070	1	20	52	70	25	-	60	1.10
BT40 EM06-050	1	6	25	50	18	-	28	1.15
EM08-050	1	8	28	50	18	-	32	1.15
EM10-063	1	10	35	63	20	-	35	1.30
EM12-063	1	12	42	63	22.5	-	42	1.40
EM16-063	1	16	48	63	24	-	50	1.40
EM20-063	1	20	52	63	25	-	60	1.45
EM25-090	2	25	65	90	24	49	65	2.20
EM32-100	2	32	72	100	24	52	70	2.70
BT50 EM06-063	1	6	25	63	18	-	28	3.90
EM08-063	1	8	28	63	18	-	32	3.90
EM10-063	1	10	35	63	20	-	35	4.00
EM12-080	1	12	42	80	22.5	-	42	4.20
EM16-080	1	16	48	80	24	-	50	4.30
EM20-080	1	20	52	80	25	-	60	4.35
EM25-100	2	25	65	100	24	49	65	4.90
EM32-105	2	32	72	105	24	52	72	5.30
EM40-110	2	40	90	110	30	62	80	5.70

Unit: mm

## Features

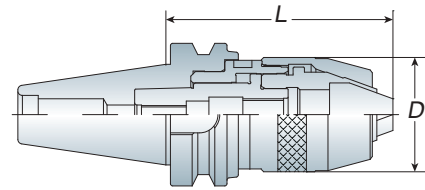
- For straight shank end mill.
- End mill is held by one (FIG.1) or two (FIG.2) set screws.
- End mill holder comes equipped with set screws.
- 適用於夾持直柄銑刀，可用在一般銑削加工
- 夾持銑刀之固定螺絲分為一個 (FIG.1) 或兩個 (FIG.2)
- 刀桿本身已裝配固定螺絲

## Drill Chuck Holder

直截式鑽夾頭刀桿



- The shank and keyless drill chuck are combined together so that to avoid the drill chuck slipping out for heavy-duty and high-speed cutting.
- Wrench is attached for each APU drill chuck holder.
- APU 刀桿和鑽夾頭結為一體，可避免鑽頭於高速及重切削時掉落或鬆脫
- 每支 APU 刀桿均附 1 支扳手



Model No.	Clamping Range	D	L		Weight (kg)
			Min.	Max.	
BT30 APU08-080	0.3~8	37.5	75	82	1.00
APU13-100	0.3~13	50.5	97	104.5	1.50
BT40 APU08-085	0.3~8	37.5	79	86.5	1.50
APU13-110	0.3~13	50.5	98	109	2.00
APU16-130	3~16	57	116	130	2.60
BT50 APU08-095	0.3~8	37.5	90	97.5	4.20
APU13-120	0.3~13	50.5	109	120	4.70
-180	0.3~13	50.5	169	180	5.80
APU16-130	3~16	57	116	130	5.10
-190	3~16	57	176	190	6.20

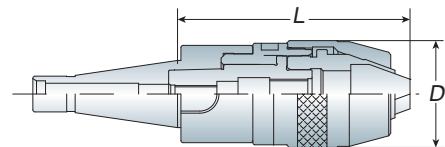
Unit: mm

## Drill Chuck Holder

直截式鑽夾頭刀桿



- When ordering, please specify the draw bolt with inch size or metric size.
- The shank and keyless drill chuck are combined together so that to avoid the drill chuck slipping out for heavy-duty and high-speed cutting.
- Wrench is attached for each APU drill chuck holder.
- 請於訂購時，確認刀桿為英制或公制
- APU 刀桿和鑽夾頭結為一體，可避免鑽頭於高速及重切削時掉落或鬆脫
- 每支 APU 刀桿均附 1 支扳手



Model No.	Clamping Range	D	L		Draw Bolt	Weight (kg)
			Min.	Max.		
NT30 APU08-080	0.3~8	37.5	75	82	1/2"-12	0.90
APU13-100	0.3~13	50.5	94	104.5	M12x1.75P	1.65
NT40 APU08-085	0.3~8	37.5	79	86.5	5/8"-11 M16x2.0P	1.50
APU13-110	0.3~13	50.5	98	109		2.10
APU16-130	3~16	57	116	130		2.50
NT50 APU08-095	0.3~8	37.5	90	97.5	1"-8 M24x3.0P	3.80
APU13-120	0.3~13	50.5	109	120		4.10
-180	0.3~13	50.5	169	180		4.80
APU16-130	3~16	57	116	130		4.50
-190	3~16	57	176	190	5.80	

Unit: mm

# Morse Taper Shank

莫氏錐度鑽夾頭刀桿

APU

BT / NT  
series

Model No.	Code No.	Size Type	Clamping Range		Taper Type	A	B	D	Wrench	Weight (kg)
			mm	inch						
MTA2 APU08	12601	8S	0.3~8	1/64~5/16	MTA2	142	61	37.5	12802	0.70
MTA2 APU10	12601-1	10S	0.3~10	1/64~3/8	MTA2	151	70	43	12804	1.00
MTA2 APU13	12602-1	13S	0.3~13	1/64~1/2	MTA2	162	81	50.5	12806	1.25
MTA3 APU13	12602	13S	0.3~13	1/64~1/2	MTA3	180	81	50.5	12806	1.40
MTA4 APU13	12603	13S	0.3~13	1/64~1/2	MTA4	206	81	50.5	12806	1.70
MTA3 APU16	12604	16S	3~16	1/8~5/8	MTA3	186	85	57	12808	1.70
MTA4 APU16	12605	16S	3~16	1/8~5/8	MTA4	212	85	57	12808	2.00

Unit: mm



# Straight Shank

直柄鑽夾頭刀桿

Model No.	Code No.	Size Type	Clamping Range		Taper Type	A	B	D	Wrench	Weight (kg)
			mm	inch						
C12 APU03	12605-1	3S	0.3~3	1/64~1/8	C12	88.5	38.5	24	-	0.20
C16 APU06	12605-2	6S	0.3~6	1/64~1/4	C16	104	54	33	12801	0.50
C20 APU08	12606	8S	0.3~8	1/64~5/16	C20	121	61	37.5	12802	0.70
C20 APU13	12607	13S	0.3~13	1/64~1/2	C20	141	81	50.5	12806	1.30
C25 APU13	12608	13S	0.3~13	1/64~1/2	C25	161	81	50.5	12806	1.40
C32 APU13	12609	13S	0.3~13	1/64~1/2	C32	162	81	50.5	12806	1.65
C20 APU16	12610	16S	3~16	1/8~5/8	C20	145	85	57	12808	1.55
C25 APU16	12611	16S	3~16	1/8~5/8	C25	165	85	57	12808	1.70
C32 APU16	12612	16S	3~16	1/8~5/8	C32	167	85	57	12808	1.90

Unit: mm



# R8 Taper Shank

R8 鑽夾頭刀桿

Model No.	Code No.	Size Type	Clamping Range		Taper Type	A	B	D	Wrench	Weight (kg)
			mm	inch						
R8 APU13	12613	13S	0.3~13	1/64~1/2	R8	182	81	50.5	12806	1.50
R8 APU16	12614	16S	3~16	1/8~5/8	R8	188	85	57	12808	1.80

Unit: mm

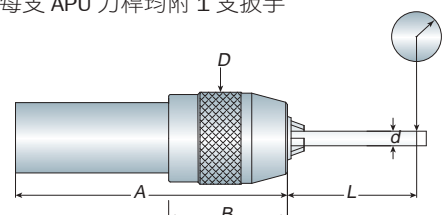
Run Out inspection Table

Size Type	d	L	Max. Run-Out
3S	1.5	30	0.05
	3	30	
6S	3	35	0.05
	4	35	
8S	6	35	0.05
	8	50	
10S	5	35	0.05
	6	35	
13S	10	58	0.05
	6	55	
16S	10	55	0.05
	13	75	
16S	6	55	0.05
	10	55	
	16	80	

Unit: mm



- Designed together with arbor structure makes its performance perfect for drilling press and machine center.
- Precisely machine and ground component ensure the tolerance and accuracy.
- Wrench is attached for each APU drill chuck holder.
- 附有夾頭柄結構之設計，使得它更適於銑床及綜合切削機且有更趨於完美之表現
- 精密的機械工學和堅固耐用的組成確保了耐力及精度
- 每支 APU 刀桿均附 1 支扳手

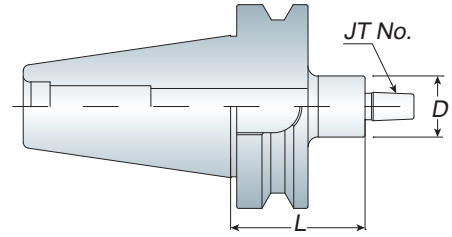


**BT / NT**  
series

**JTA**

## Drill Chuck Holder

鑽夾頭刀桿



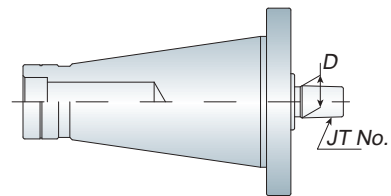
- Keyless drill mount must be ordered separately.
- 鑽夾頭為另購品

Model No.	JT. No.	D	L	Weight (kg)
BT30 JTA1-045	JTA1	30	45	0.60
-090	JTA1	30	90	0.90
JTA2S-045	JTA2S	30	45	0.60
-090	JTA2S	30	90	0.90
JTA2-045	JTA2	30	45	0.60
-090	JTA2	30	90	0.90
JTA6-045	JTA6	30	45	0.65
-090	JTA6	30	90	0.90
BT40 JTA1-045	JTA1	30	45	1.20
-090	JTA1	30	90	1.45
JTA2S-045	JTA2S	30	45	1.20
-090	JTA2S	30	90	1.45
JTA2-045	JTA2	30	45	1.20
-090	JTA2	30	90	1.45
JTA6-045	JTA6	30	45	1.25
-090	JTA6	30	90	1.50
BT50 JTA1-045	JTA1	30	45	3.95
-105	JTA1	30	105	4.30
JTA2S-045	JTA2S	30	45	4.00
-105	JTA2S	30	105	4.30
JTA2-045	JTA2	30	45	4.00
-105	JTA2	30	105	4.30
JTA3-045	JTA3	35	45	4.00
-105	JTA3	35	105	4.30
JTA6-045	JTA6	30	45	4.00
-105	JTA6	30	105	4.30

Unit: mm

## Drill Chuck Holder

鑽夾頭刀桿



- When ordering, please specify the draw bolt with inch size or metric size.
- Keyless drill mount must be ordered separately.
- 請於訂購時，確認刀桿為英制或公制
- 鑽夾頭為另購品

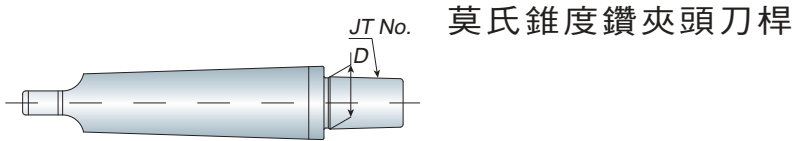


**P50/51**- Keyless  
Drill Mount

Model No.	JT. No.	D	Draw Bolt	Weight (kg)
NT30 JTA1	JTA1	9.754	1/2"-12 M12x1.75P	0.50
JTA2	JTA2	13.94		0.50
JTA6	JTA6	17.17		0.50
NT40 JTA1	JTA1	9.754	5/8"-11 M16x2.0P	1.00
JTA2	JTA2	13.94		1.00
JTA6	JTA6	17.17		1.00
NT50 JTA1	JTA1	9.754	1"-8 M24x3.0P	2.90
JTA2	JTA2	13.94		3.00
JTA6	JTA6	17.17		3.00

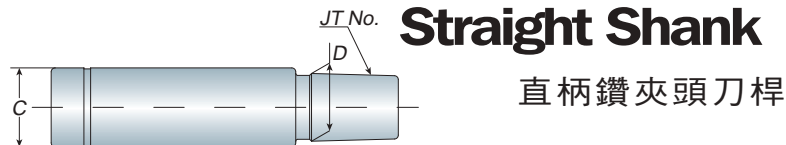
Unit: mm

## Morse Taper Shank



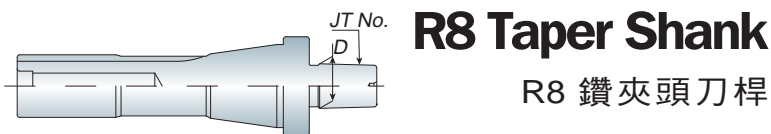
Model No.	JT.No.	D	Weight (kg)
MTA2 JTA6	6	17.7	0.30
MTA3 JTA6	6	17.7	0.35
MTA4 JTA6	6	17.7	0.70
MTA5 JTA6	6	17.7	1.65

Unit: mm



Model No.	JT.No.	C	D	Weight (kg)
C20 JTA1	1	20	9.754	0.15
JTA2	2	20	13.94	0.20
JTA6	6	20	17.17	0.30
C25 JTA1	1	25	9.754	0.25
JTA2	2	25	13.94	0.30
JTA6	6	25	17.17	0.35

Unit: mm



Model No.	JT.No.	D	Weight (kg)
R8 JTA1	1	9.754	0.40
JTA2	2	13.94	0.45
JTA6	6	17.17	0.45

Unit: mm

## #122 Keyless Drill Mount - Special Heavy Duty Type

#122 鑽夾頭特重系列

Model No.	Code No.	Size Type	Clamping Range		JT No.	Length		Outer Dia.	Weight (kg)
			mm	inch		Open	Closed		
13S-JT6	12203-2	13S	0.3~13	1/64~1/2	JT6	90	102	50.5	1.00
16S-JT6	12205-1	16S	3~16	1/8~5/8	JT6	97	110	57	1.35

Unit: mm

# JTA

## BT / NT series



- Above JTA holder uses with keyless drill mount that must be ordered separately.
- 上列產品皆需搭配鑽夾頭使用。鑽夾頭為另購品。



- Extremely high accuracy and precision design, suitable for CNC machine and machine center. All parts are ground, heat treated, surface treated and under specific QC condition.
- 十分高精密之設計，適用於 CNC 及綜合切削機。所有構成部份皆經過電鍍及表面熱處理且在嚴格品質管制控制之下

# #123 Keyless Drill Mount - Heavy Duty Type

#123 鑽夾頭重型系列



Model No.	Code No.	Size Type	Clamping Range		JT No.	Length		Outer Dia.	Weight (kg)
			mm	inch		Open	Closed		
13H-JT6	12304-2	13H	0.3~13	1/64~1/2	JT6	90	102	50.5	0.95
16H-JT6	12305-1	16H	3~16	1/8~5/8	JT6	97	110	57	1.30

Unit: mm

- Industrial design especially for milling machine. All hardened parts ensure long life and safety while in operation.
- 擁有工學設計，特別是針對銑床及鑽床機械。所有堅固的組成部份必能確保操作期間此鑽夾頭之安全性及高長效使用壽命

## MTA

# Morse Taper Holder

莫氏錐度刀桿 -A 型

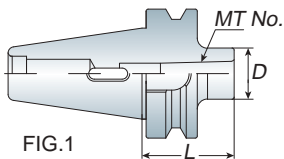


FIG.1

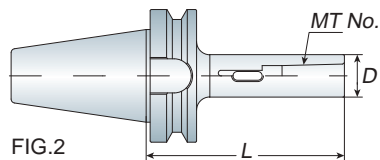


FIG.2



- The tool holder for morse taper shank with internal tang.

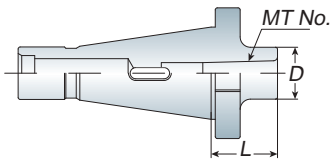
Model No.	FIG.	MT. NO.	D	L	Capacity			Weight (kg)	
					Drill	Reamer	End mill		
BT30 MTA1-045	1	MTA1	25	45	2~14	5~14	10~14	0.50	
	-120	2	MTA1	25	120	2~14	5~14	10~14	0.80
	MTA2-060	1	MTA2	32	60	14~23	14.5~23	16~22	0.60
		-120	2	MTA2	32	120	14~23	14.5~23	16~22
	MTA3-090	1	MTA3	40	90	23~32	24~32	24~32	0.90
		-135	2	MTA3	40	135	23~32	24~32	24~32
BT40	1	MTA1	25	45	2~14	5~14	10~14	1.10	
	-120	2	MTA1	25	120	2~14	5~14	10~14	1.40
	-180	2	MTA1	25	180	2~14	5~14	10~14	1.70
	MTA2-045	1	MTA2	32	45	14~23	14.5~23	16~22	1.10
		-120	2	MTA2	32	120	14~23	14.5~23	16~22
	-180	2	MTA2	32	180	14~23	14.5~23	16~22	2.00
	MTA3-075	1	MTA3	40	75	23~32	24~32	24~32	1.20
		-135	2	MTA3	40	135	23~32	24~32	24~32
	-180	2	MTA3	40	180	23~32	24~32	24~32	2.40
	MTA4-090	1	MTA4	50	90	32~50	32~50	35~50	1.50
		-165	2	MTA4	50	165	32~50	32~50	35~50
	BT50	1	MTA1	25	45	2~14	5~14	10~14	3.80
-120		2	MTA1	25	120	2~14	5~14	10~14	4.20
-180		2	MTA1	25	180	2~14	5~14	10~14	4.50
MTA2-045		1	MTA2	32	45	14~23	14.5~23	16~22	3.80
		-135	2	MTA2	32	135	14~23	14.5~23	16~22
-180		2	MTA2	32	180	14~23	14.5~23	16~22	4.70
MTA3-045		1	MTA3	40	45	23~32	24~32	24~32	3.60
		-150	2	MTA3	40	150	23~32	24~32	24~32
-180		2	MTA3	40	180	23~32	24~32	24~32	5.10
MTA4-075		1	MTA4	50	75	32~50	32~50	35~50	3.80
		-180	2	MTA4	50	180	32~50	32~50	35~50
MTA5-105		1	MTA5	65	105	50~75	50	40~75	4.10
		-210	2	MTA5	65	210	50~75	50	40~75

Unit: mm



# Morse Taper Holder

莫氏錐度刀桿 -A 型



Model No.	MT. NO.	D	L	Draw Bolt	Weight (kg)
NT30 MTA1-045	MTA1	25	45	1/2"-12 M12x1.75P	0.50
MTA2-050	MTA2	32	50		0.50
MTA3-065	MTA3	40	65		0.75
NT40 MTA1-030	MTA1	25	30	5/8"-11 M16x2.0P	0.90
MTA2-040	MTA2	32	40		0.95
MTA3-070	MTA3	40	70		1.20
MTA4-090	MTA4	50	90		1.50
NT50 MTA2-030	MTA2	32	30	1"- 8 M24x3.0P	2.80
MTA3-030	MTA3	40	30		2.80
MTA4-070	MTA4	50	70		3.10
MTA5-105	MTA5	65	105		4.00

Unit: mm

# MTA

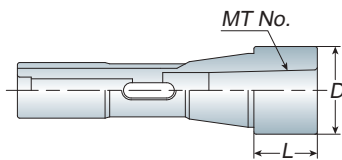
## BT / NT series



- The tool holder for morse taper shank with internal tang.
- When ordering, please specify the draw bolt with inch size or metric size.
- 請於訂購時，確認刀桿為英制或公制

# R8 Taper Shank

R8 莫氏錐度刀桿 -A 型



Model No.	MT. NO.	D	L	Weight (kg)
R8 MTA1-020	MTA1	25	20	0.40
MTA2-030	MTA2	32	30	0.45
MTA3-110	MTA3	40	110	0.50

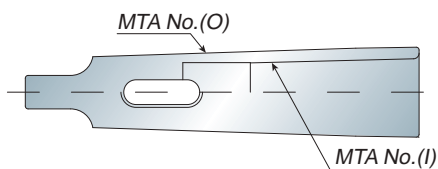
Unit: mm



- The tool holder for morse taper shank with internal tang.

# Morse Taper Sleeve

莫氏鑽頭套筒



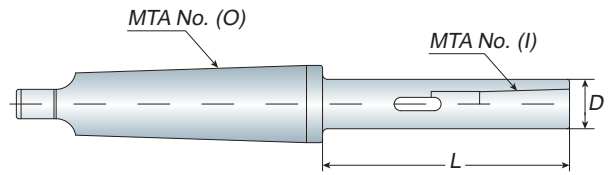
Model No.	MTA No. (O)	MTA No. (I)	Weight (kg)
MTA3-MTA1	MTA3	MTA1	0.25
-MTA2	MTA3	MTA2	0.20
MTA4-MTA1	MTA4	MTA1	0.55
-MTA2	MTA4	MTA2	0.50
-MTA3	MTA4	MTA3	0.45
MTA5-MTA1	MTA5	MTA1	1.50
-MTA2	MTA5	MTA2	1.45
-MTA3	MTA5	MTA3	1.30
-MTA4	MTA5	MTA4	1.10



- Morse taper sleeve is used to convert morse taper shank tools.

## Morse Taper Extension

莫氏延長鑽頭套筒



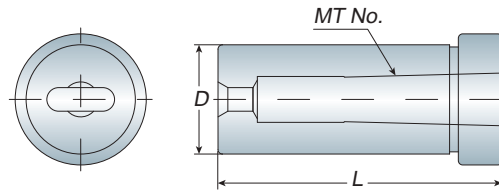
- When ordering, please specify the length (L).
- Morse taper extension is designed to covert morse taper shank tool and also extend the length of taper shank tool.
- 請於訂購時，確認 L 的長度

Model No.	MTA No. (O)	MTA No. (I)	D	L	Weight (kg)
MTA3-MTA1-L	MTA3	MTA1	20	100,150	0.65/0.85
MTA3-MTA2-L		MTA2	25	100,150	0.70/0.95
MTA3-MTA3-L		MTA3	32	150,200	0.70/1.10/1.10
MTA4-MTA2-L	MTA4	MTA2	25	100,150,200	0.90/1.20/1.40
MTA4-MTA3-L		MTA3	32	120,170,220	1.20/1.40/1.80
MTA4-MTA4-L		MTA4	38	150,200,250	1.40/1.90/2.40
MTA5-MTA2-L	MTA5	MTA2	25	100,150,200	1.90/2.10/2.30
MTA5-MTA3-L		MTA3	32	120,150,200	2.10/2.40/2.60
MTA5-MTA4-L		MTA4	38	150,200,250	2.40/4.10/4.90
MTA5-MTA5-L		MTA5	55/63	180,200,250, 300	4.40/4.90/ 6.20/5.70

Unit: mm

## Straight Shank

直柄莫氏錐度套筒



Model No.	D	L	Weight (kg)
C20 MTA1	20	60	0.15
MTA2	20	71	0.20
C25 MTA1	25	61	0.25
MTA2	25	70	0.30
C32 MTA1	32	61	0.40
MTA2	32	70	0.40
MTA3	32	90	0.40
C42 MTA1	42	94	1.10
MTA2	42	94	1.10
MTA3	42	90	0.90
MTA4	42	112	0.80

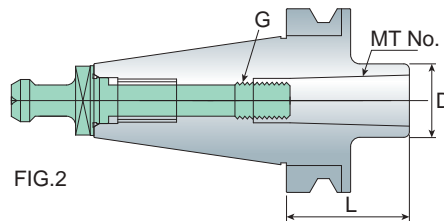
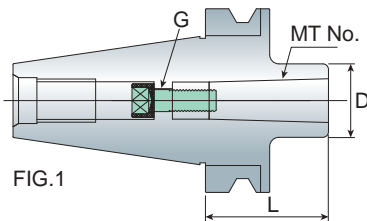
Unit: mm

# Morse Taper Holder

莫氏錐度刀桿 -B 型

# MTB

# BT / NT series



Stop screw / 止付螺絲

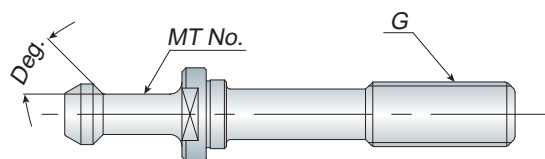
Model No.	FIG.	MT. No.	L	D	G	Capacity			Weight (kg)
						Drill	Reamer	End mill	
BT40 MTB1-045	1	MTB1	45	25	M6x1.0P	2~14	5~14	10~14	1.10
MTB2-045	1	MTB2	45	32	M10x1.5P	14~23	14.5~23	16~22	1.10
MTB3-075	1	MTB3	75	40	M12x1.75P	23~32	24~32	24~32	1.30
MTB4-075	2	MTB4	75	48	M16x2.0P	32~50	32~50	35~50	1.30
BT50 MTB1-045	1	MTB1	45	25	M6x1.0P	2~14	5~14	10~14	3.80
MTB2-045	1	MTB2	45	32	M10x1.5P	14~23	14.5~23	16~22	3.85
MTB3-060	1	MTB3	60	40	M12x1.75P	23~32	24~32	24~32	3.90
MTB4-075	1	MTB4	75	50	M16x2.0P	32~50	32~50	35~50	4.00
MTB5-120	2	MTB5	120	70	M20x2.5P	50~75	50	40~75	4.90

Unit: mm

- The tool holder for morse taper shank with internal draw bolt thread.
- MTB-FIG.1 type include 1pc stop screw.
- MTB-FIG.2 type should be fitted for extension pull stud.
- The extension pull stud must be ordered separately.
- MTB-FIG.1 刀桿均附 1 顆止付螺絲
- MTB-FIG.2 刀桿需配合 MTB 長拉頭使用
- MTB 長拉頭為另購品

# Extension Pull Stud

長拉頭



- When ordering, please specify the degree is 45, 60 or 90deg.
- 請於訂購時，確認拉頭度數

Model No.	MT. No.	G	Deg.	Weight (kg)
MTB4 (M16)	MTB4	M16x2.0P	45/60/90	0.15
MTB5 (M20)	MTB5	M20x2.5P		0.45

Unit: mm

BT / NT  
series

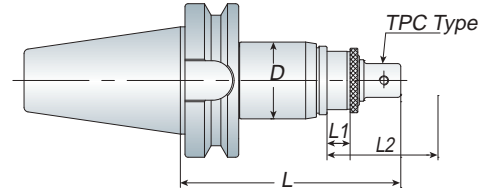
TPM

## Tension & Compression Tap Holder

伸縮攻牙本體



- L1: Compression, L2: Tension
- Quick change: Push back on the holder sleeve, and the tap collet is removable easily.



Model No.	D	L	L1	L2	Tapping Range	Collet Type	Weight (kg)
BT30 TPM316	50	140	10	20	M3~M16	TPC316	1.20
BT40 TPM316	50	140	10	20	M3~M16	TPC316	1.70
BT50 TPM316	50	150	10	20	M3~M16	TPC316	4.50
BT30 TPM830	66	190	10	25	M8~M30	TPC830	2.30
BT40 TPM830	66	180	10	25	M8~M30	TPC830	2.70
BT50 TPM830	66	180	10	25	M8~M30	TPC830	4.80
BT50 TPG830	75	265	10	80	M8~M30	TPC830	8.40

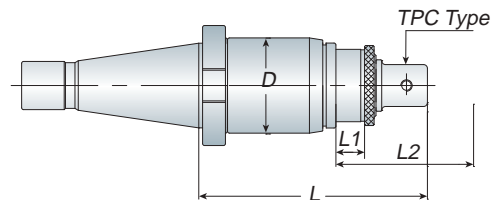
Unit: mm

## Tension & Compression Tap Holder

伸縮攻牙本體



- L1: Compression, L2: Tension
- Quick change: Push back on the holder sleeve, and the tap collet is removable easily.
- When ordering, please specify the draw bolt with inch size or metric size.
- 請於訂購時，確認刀桿為英制或公制



Model No.	D	L	L1	L2	Tapping Range	Collet Type	Draw Bolt	Weight (kg)
NT30 TPM316	50	140	10	20	M3~M16	TPC316	1/2"-12 M12x1.75P	1.30
NT40 TPM316	50	130	10	20	M3~M16	TPC316	5/8"-11 M16x2.0P	1.50
NT50 TPM316	50	125	10	20	M3~M16	TPC316	1"-8 M24x3.0P	3.40
NT30 TPM830	66	175	10	25	M8~M30	TPC830	1/2"-12 M12x1.75P	2.40
NT40 TPM830	66	175	10	25	M8~M30	TPC830	5/8"-11 M16x2.0P	2.70
NT50 TPM830	66	150	10	25	M8~M30	TPC830	1"-8 M24x3.0P	3.90
NT50 TPG830	75	240	10	80	M8~M30	TPC830	1"-8 M24x3.0P	7.40

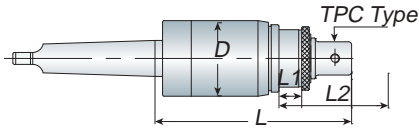
Unit: mm



P57-TPC Collet

# Morse Taper Shank

莫氏錐度伸縮攻牙本體



Model No.	D	L	L1	L2	Tapping Range	Collet Type	Weight (kg)
MTA2 TPM316	50	130	10	20	M3~M16	TPC316	1.20
MTA3 TPM316	50	130	10	20	M3~M16	TPC316	1.30
MTA4 TPM316	50	130	10	20	M3~M16	TPC316	1.60
MTA5 TPM316	50	130	10	20	M3~M16	TPC316	2.50
MTA3 TPM830	66	160	10	25	M8~M30	TPC830	2.20
MTA4 TPM830	66	160	10	25	M8~M30	TPC830	2.60
MTA5 TPM830	66	160	10	25	M8~M30	TPC830	3.50

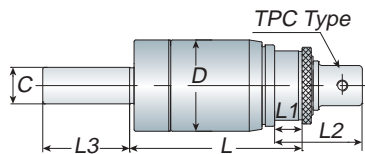
Unit: mm

# TPM

# BT / NT series



- L1: Compression, L2: Tension
- Quick change: Push back on the holder sleeve and the tap collet is removable easily.



# Straight Shank

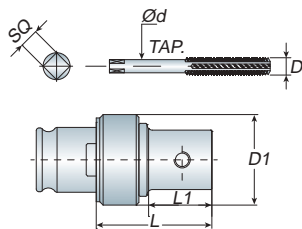
直柄伸縮攻牙本體

Model No.	C	D	L	L1	L2	L3	Tapping Range	Collet Type	Weight (kg)
C20 TPM316	20	50	130	10	20	65	M3~M16	TPC316	1.20
C25 TPM830	25	66	160	10	25	65	M8~M30	TPC830	2.10
C32 TPM830	32	66	160	10	25	65	M8~M30	TPC830	2.40

Unit: mm



- L1: Compression, L2: Tension
- Quick change: Push back on the holder sleeve and the tap collet is removable easily.



# Tap Collet

扭力絲攻筒夾

# TPC



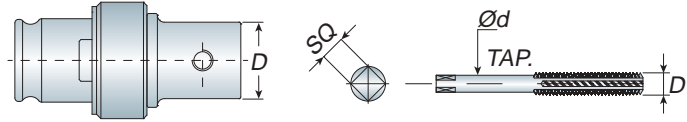
Model No.	Tap Diameter (D)	D1	L1	L	Holder Type	Weight (kg)
TPC316	M3,M4,M5,M6,M8 M10,M12,M14,M16, W1/4,W1/8,W3/8, W3/16,W5/16,W7/16	33	27	47	TPM316	0.25
TPC316	W1/2,W5/8, PT1/8,PT1/4	33	27	47	TPM316	0.25
TPC830	M8,M10,M12,M14 M16,W5/16,W3/4 W7/16,W1/2,W5/8	51	43	62	TPM830	0.60
TPC830	M18,M20,M22,M24, M27,M30,W3/4,W7/8, W1,PT1/8,PT3/8,PT1/4 ,PT1/2,PT5/8,PT3/4	51	43	62	TPM830	0.60

Unit: mm

- When ordering, please advice shank diameter ( $\varnothing d$ ) and square size (SQ/□). For more detail info about shank diameter ( $\varnothing d$ ) and square size (SQ/□), please refer to P.57.
- 請於訂購時，確認絲攻筒夾的柄徑 ( $\varnothing d$ ) 和四角孔 (SQ/□)。更多詳細資料，請參考 P.57



- TPC tap collet have extended length (L1=100/150/200mm) to choice.
- TPC 絲攻筒夾另有加長型 (L1=100/150/200mm) 規格可供選購



## TPC316

JIS	Ød	□	D
TPC316 M03 W1/8	4	3.2	14
TPC316 M04	5	4	15
TPC316 M05 W3/16	5.5	4.5	16
TPC316 M06 W1/4	6	4.5	16
TPC316 M08	6.2	5	16
TPC316 M10 W3/8	7	5.5	18
TPC316 M12	8.5	6.5	19
TPC316 M14	10.5	8	20
TPC316 M16	12.5	10	22
TPC316 W5/16	6.1	5	15
TPC316 W7/16 PT1/8	8	6	17
TPC316 W1/2	9	7	18
TPC316 W5/8	12	9	22
TPC316 PT1/4	11	9	20

Unit: mm

ISO	Ød	□	D
TPC316 M03	3.15	2.5	14
TPC316 M04	4	3.15	14
TPC316 M05	5	4	15
TPC316 M06	6.3	5	16
TPC316 M08	8	6.3	18
TPC316 M10	10	8	19
TPC316 M12	9	7.1	18
TPC316 M14	11.2	9	20
TPC316 M16	12.5	10	22

Unit: mm

DIN371	Ød	□	D
TPC316 M03	3.5	2.7	14
TPC316 M04	4.5	3.4	14
TPC316 M05	6	4.9	16
TPC316 M06	6	4.9	16
TPC316 M08	8	6.2	18
TPC316 M10	10	8	19

Unit: mm

DIN376	Ød	□	D
TPC316 M04	2.8	2.1	12
TPC316 M05	3.5	2.7	13
TPC316 M06	4.5	3.4	15
TPC316 M08	6	4.9	16
TPC316 M10	7	5.5	18
TPC316 M12	9	7	18
TPC316 M14	11	9	20
TPC316 M16	12	9	22

Unit: mm

## TPC830

JIS	Ød	□	D
TPC830 M08	6.2	5	16
TPC830 M10 W3/8	7	5.5	18
TPC830 M12	8.5	6.5	20
TPC830 M14	10.5	8	22
TPC830 M16	12.5	10	23
TPC830 M18 W3/4 PT3/8	14	11	24
TPC830 M20	15	12	26
TPC830 M22 W7/8	17	13	28
TPC830 M24	19	15	29
TPC830 M27 W1 PT5/8	20	15	30
TPC830 M30 PT3/4	23	17	34
TPC830 W5/16	6.1	5	16
TPC830 W7/16 PT1/8	8	6	18
TPC830 W1/2	9	7	20
TPC830 W5/8	12	9	23
TPC830 PT1/4	11	9	22
TPC830 PT1/2	18	14	29

Unit: mm

ISO	Ød	□	D
TPC830 M08	8	6.3	18
TPC830 M10	10	8	19
TPC830 M12	9	7.1	19
TPC830 M14	11.2	9	21
TPC830 M16	12.5	10	23
TPC830 M18	14	11.2	27
TPC830 M20	14	11.2	27
TPC830 M22	16	12.5	28
TPC830 M24	18	14	29
TPC830 M27	20	16	30
TPC830 M30	20	16	34
TPC830 PT1/2	18	12	29

Unit: mm

DIN371	Ød	□	D
TPC830 M08	8	6.2	18
TPC830 M10	10	8	23

Unit: mm

DIN376	Ød	□	D
TPC830 M08	6	4.9	16
TPC830 M10	7	5.5	16
TPC830 M12	9	7	18
TPC830 M14	11	9	20
TPC830 M16	12	9	21
TPC830 M18	14	11	24
TPC830 M20	16	12	27
TPC830 M22	18	14.5	28
TPC830 M24	18	14.5	28
TPC830 M27	20	16	31
TPC830 M30	22	18	34

Unit: mm

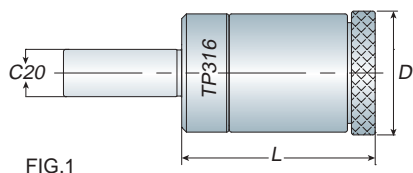


FIG.1

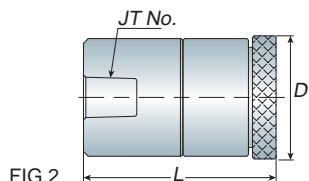


FIG.2

## Tap Holder

簡式攻牙本體

TP

BT / NT  
series



Model No.	FIG.	L	D	Tapping Range	Collet Type	Weight (kg)
C20 TP316	1	50	42	M3~M16	TPC316	0.40
JT2 TP316	2	75	42	M3~M16	TPC316	0.50
JT6 TP316	2	75	42	M3~M16	TPC316	0.40

Unit: mm

- TP tap holder can be used to connect with end mill holder, milling chuck holder and JTA drill chuck holder.
- It is the simple tap holder without floating and also use TPC316 tap collet.
- 簡式攻牙本體可用於連結側固刀桿、強力銑刀夾頭刀桿 和 JTA 夾頭刀桿做使用
- 簡式攻牙本體不具伸縮功能，僅可搭配 TPC316 筒夾做使用

## Tension & Compression Tap Holder

伸縮攻牙本體

TPG

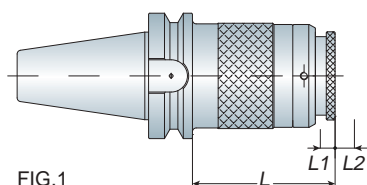


FIG.1

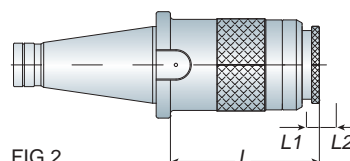


FIG.2

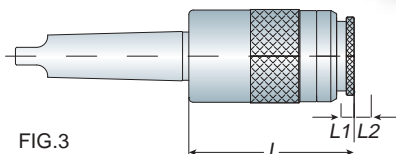


FIG.3



Model No.	FIG.	L	L1	L2	Tapping Range	Collet Type	Weight (kg)
BT50 TPG875	1	115	15	80	M8~M30	TPC830	7.30
NT50 TPG875	2	140	10	80	M8~M30	TPC830	7.30
NT50 TPG875	2	140	10	80	M32~M75	TPG875	7.30
MTA5 TPG875	3	161	15	80	M8~M30	TPC830	6.50
MTA5 TPG875	3	161	15	80	M32~M75	TPG875	6.50

Unit: mm

- The tapping range of TPG holder is from M8~M75. M8~M30 must be used with TPG875-TA830 adapter to switch TPC830 tap collet.
- Tapping range: M08~M30 - use with TPG875-TA830 adapter + TPC830 tap collet.
- Tapping range: M32~M75 - use with TPG875 tap collet.
- TPG875 伸縮攻牙本體，攻牙範圍為 M8~M75；M8~M30 需先連接 TPG875-TA830 轉接器作轉換並搭配 TPC830 絲攻筒夾使用
- 攻牙範圍 M08~M30: 使用 TPG875-TA830 轉接器 + TPC830 絲攻筒夾
- 攻牙範圍 M32~M75: 使用 TPG875 絲攻筒夾

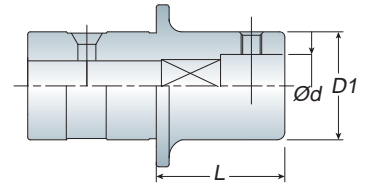


P57-TPC830 Collet

P59-TPG875 Collet

## TPG875 Tap Collet

TPG875 絲攻筒夾



Model No.	Tap Diameter (D)	D1	L	Weight (kg)
TPG875-D	M32~M50	Ød+16mm	50	1.30
	PT1~PT1-1/2	Ød+16mm	50	1.30
	M52~M75	Ød+16mm	70	1.80
	PT1-1/4~PT2-1/2	Ød+16mm	70	1.80

Unit: mm

- Tap diameter which is not shown above, please advice shank diameter (Ød) and square size (SQ/□) when ordering.
- 請於訂購時，確認絲攻筒夾之柄徑 (Ød) 和四角孔 (SQ/□)

## TPG875 Tap Collet Specification

TPG875 絲攻筒夾規格表

JIS	Ød	□
TPG875 M32 W1-1/4 PT7/8	24	19
TPG875 M33	25	19
TPG875 M34 M35 W1-3/8 PT1	26	21
TPG875 M36 PT1-1/8	28	21
TPG875 M39 M40 W1-1/2	30	23
TPG875 M42 W1-5/8	32	26
TPG875 M45 M46 W1-3/4 PT1-3/8	35	26
TPG875 M48 W1-7/8 PT1-1/2	38	29
TPG875 M50 W2	40	32
TPG875 M52 PT1-3/4	42	32
TPG875 M56	44	35
TPG875 M60 PT2	46	35
TPG875 M64 W2-1/2	48	38
TPG875 M65	50	38
TPG875 M68	52	41
TPG875 M70 M72	55	41
TPG875 M75	58	46

Unit: mm

ISO	Ød	□
TPG875 M33	22.4	18
TPG875 M36	25	20
TPG875 M39 M42	28	22.4
TPG875 M45 M48	31.5	25
TPG875 M52	35.5	28

Unit: mm

DIN376	Ød	□
TPG875 M33	25	20
TPG875 M36	28	22
TPG875 M39 M42	32	24
TPG875 M45 M48	36	29
TPG875 M52	40	32

Unit: mm



- The adapter suits to switch TPG875 tap holder to clamp TPC830 tap collet.
- 此轉接器為裝配於 TPG875 本體上做轉換，使其可夾持 TPC830 絲攻筒夾

## TPG875-TA830 Adapter

TPG875-TA830 轉換器

## Vertical Air Tapping Machine

氣動攻牙機



Model No.	AT-12 / II
For Tap / 攻牙能力	M3~M12
Speed (r.p.m.) / 主軸轉速	400
Work Range / 工作範圍	Min. 200mm ~ Max. 1900mm
Weight (kg) / 重量	20kg

- ATC312 tap collet (FIG.1) could be chosen according to your request. (refer to P.61)
- 扭力絲攻筒夾尺寸可任選 (請參考 P.61)

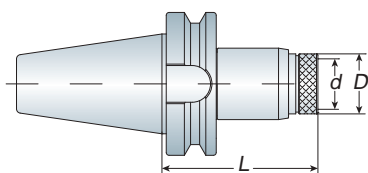
### Standard Accessories:

- Air tapping spindle
- Parallel arm
- Table mounting column
- Air unit
- Including 6pcs of ATC312 tap collet (FIG.1).
- Radial jib, increases arm reach by 500mm

### 標準配備：

- 氣動攻牙機主軸
- 伸長臂
- 固定座
- 三點組合
- 內含 6 個扭力絲攻筒夾
- 搖臂，可增強臂力至 500mm





## Rigid Tap Holder

剛性攻牙本體

# ART

## BT / NT series

Model No.	d	D	L	Tapping Range	Collet Type	Weight (kg)
BT30 ART312	19	36	60	M3~M12	ATC312	0.60
BT40 ART312	19	36	65	M3~M12	ATC312	1.20
BT50 ART312	19	36	80	M3~M12	ATC312	4.00
BT40 ART822	31	53	85	M8~M22	ATC822	1.60
BT50 ART822	31	53	95	M8~M22	ATC822	4.40

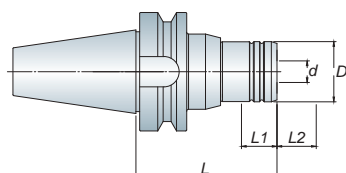
Unit: mm



- ART tap holder is without floating.
- Tap collet is easy and quick to change
- Torque control type and positive drive type tap collets can be used for ART tap holder.
- ART 剛性攻牙本體不具伸縮功能
- 絲攻筒夾易更換
- 扭力絲攻筒夾及剛性絲攻筒夾皆適用

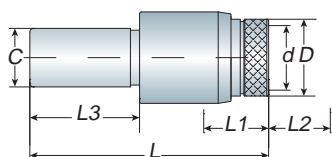
## Tension & Compression Tap Holder

伸縮攻牙本體



Model No.	d	D	L	L1	L2	Tapping Range	Collet Type	Weight (kg)
BT30 ATP312	19	36	70	6~10	6~10	M3~M12	ATC312	0.70
BT40 ATP312	19	36	75	6~10	6~10	M3~M12	ATC312	1.20
BT40 ATP312-135	19	36	135	6~10	6~10	M3~M12	ATC312	1.80
BT50 ATP312	19	36	85	6~10	6~10	M3~M12	ATC312	4.00
BT50 ATP312-120	19	36	120	6~10	6~10	M3~M12	ATC312	4.20
BT50 ATP312-150	19	36	150	6~10	6~10	M3~M12	ATC312	4.50
BT40 ATP822	31	53	110	6~10	6~10	M8~M22	ATC822	1.90
BT50 ATP822	31	53	105	6~10	6~10	M8~M22	ATC822	4.70

Unit: mm



## Straight Shank

直柄伸縮攻牙本體

Model No.	C	d	D	L	L1	L2	L3	Tapping Range	Collet Type	Weight (kg)
C20 ATP312	20	19	36	155	6~10	6~10	65	M3~M12	ATC312	0.90
C25 ATP312	25	19	36	155	6~10	6~10	65	M3~M12	ATC312	1.00
C25 ATP822	25	31	53	185	6~10	6~10	70	M8~M22	ATC822	1.70
C32 ATP822	32	31	53	185	6~10	6~10	70	M8~M22	ATC822	1.90

Unit: mm

# ATP



- ATP tap holder is with tension and compression, so it can extend the tap lifetime.
- Torque control type and positive drive type tap collets can be used for ATP tool holder.
- ATP 伸縮攻牙本體具有伸縮功能，能延長絲攻使用壽命
- 扭力絲攻筒夾及剛性絲攻筒夾皆適用



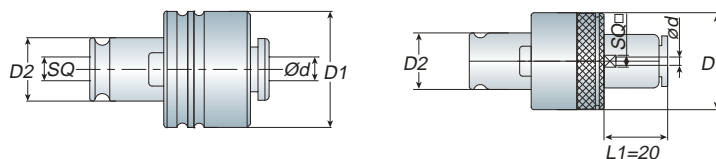
- ATP tap holder is with tension and compression, so it could extend the tap lifetime.
- Torque control type and positive drive type tap collets can be used for ATP tool holder.
- ATP 伸縮攻牙本體具有伸縮功能，能延長絲攻使用壽命
- 扭力絲攻筒夾及剛性絲攻筒夾皆適用



P61/62-ATC Collet

## ATC312 Tap Collet Torque Control Type (Fig.1)

扭力絲攻筒夾 - FIG.1



Model No.	Tap Diameter (D)	D1	D2	L1	Weight (kg)
ATC312-D	M03~M14	32	19	-	0.30
ATC312-D-20L	M03~M14	32	19	20	0.40

Unit: mm



- Side lock type.
- ATC tap collet has extended length L1=100 for choice.
- 側固型
- ATC 絲攻筒夾另有加長型 L1=100 可供選購

## Tap Collet With Overload Clutch

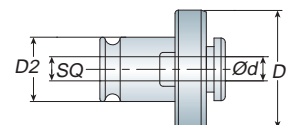
加長型攻牙筒夾



- When ordering, please specify the tap collet for torque control type (FIG.1) or positive drive type (FIG.2).
- Please also check the shank diameter (Ød) and square size (SQ/□).
- 請於訂購時，確認筒夾為扭力絲攻筒夾 (FIG.1) 或剛性絲攻筒夾 (FIG.2) 以及筒夾之柄徑 (Ød) 和四角孔 (SQ/□)

## Positive Drive Type (Fig.2)

剛性絲攻筒夾 - FIG.2



Model No.	Tap Diameter (D)	D1	D2	Weight (kg)
ATC312-D-FIG2	M03~M14	30	19	0.30

Unit: mm

For example:

<b>ATC312</b>	-	<b>M03</b>	-	<b>JIS</b>	(-20L)
				Tap Type ( 絲攻種類 )	
				Tap Diameter-D ( 絲攻尺寸 )	
				Model No. ( 筒夾名稱 )	

## ATC312 Tap Collet Specification

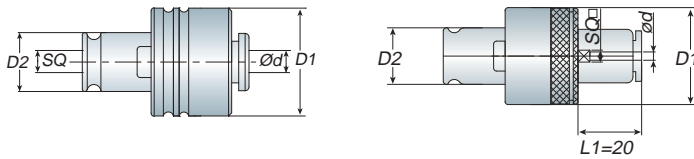
ATC312 絲攻筒夾規格表

JIS	Ød	□	ISO	Ød	□	DIN371	Ød	□	DIN376	Ød	□
ATC312 M03 W1/8	4	3.2	ATC312 M03	3.15	2.5	ATC312 M03	3.5	2.7	ATC312 M04	2.8	2.1
ATC312 M04	5	4	ATC312 M04	4	3.15	ATC312 M04	4.5	3.4	ATC312 M05	3.5	2.7
ATC312 M05 W3/16	5.5	4.5	ATC312 M05	5	4	ATC312 M05 M06	6	4.9	ATC312 M06	4.5	3.4
ATC312 M06 W1/4	6	4.5	ATC312 M06	6.3	5	ATC312 M08	8	6.2	ATC312 M08	6	4.9
ATC312 M08	6.2	5	ATC312 M08	8	6.3	ATC312 M10	10	8	ATC312 M10	7	5.5
ATC312 M10 W3/8	7	5.5	ATC312 M10	10	8				ATC312 M12	9	7
ATC312 M12	8.5	6.5	ATC312 M12	9	7.1						
ATC312 M14	10.5	8									
ATC312 W7/16 PT1/8	8	6									
ATC312 W1/2	9	7									
ATC312 W5/16	6.1	5									

Unit: mm

# ATC822 Tap Collet Torque Control Type (Fig.1)

扭力絲攻筒夾 - FIG.1



Model No.	Tap Diameter (D)	D1	D2	L1	Weight (kg)
ATC822-D	M08~M22	50	31	-	0.70
ATC822-D-20L	M08~M22	50	31	20	0.85

Unit: mm

# ATC

## BT / NT series



# Tap Collet With Overload Clutch

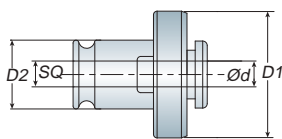
加長型攻牙筒夾



- Side lock type
- ATC tap collet has extended length L1=100 for choice.
- 側固型
- ATC 絲攻筒夾另有加長型 L1=100 可供選購

# Positive Drive Type (Fig.2)

剛性絲攻筒夾 - FIG.2



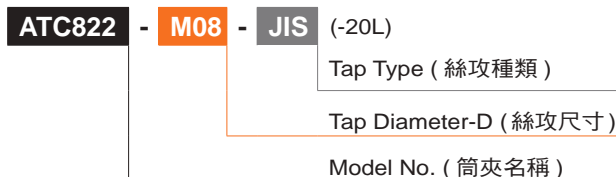
Model No.	Tap Diameter (D)	D1	D2	Weight (kg)
ATC822-D-FIG2	M08~M22	50	31	0.70

Unit: mm



- When ordering, please specify the tap collet for torque control type (FIG.1) or positive drive type (FIG.2).
- Please also check the shank diameter (Ød) and square size (SQ/□).
- 請於訂購時，確認筒夾為扭力絲攻筒夾 (FIG.1) 或剛性絲攻筒夾 (FIG.2) 以及筒夾之柄徑 (Ød) 和四角孔 (SQ/□)

For example:



# ATC822 Tap Collet Specification

ATC822 絲攻筒夾規格表

JIS	Ød	□
ATC822 M08	6.2	5
ATC822 M10 W3/8	7	5.5
ATC822 M12	8.5	6.5
ATC822 M14	10.5	8
ATC822 M16	12.5	10
ATC822 M18 W3/4 PT3/8	14	11
ATC822 M20	15	12
ATC822 M22 W7/8	17	13
ATC822 W1/2	9	7
ATC822 W5/8	12	9
ATC822 W5/16	6.1	5
ATC822 PT1/2	18	14
ATC822 PT1/4	11	9
ATC822 W7/16 PT1/8	8	6

Unit: mm

ISO	Ød	□
ATC822 M08	8	6.3
ATC822 M10	10	8
ATC822 M12	9	7.1
ATC822 M14	11.2	9
ATC822 M16	12.5	10
ATC822 M18 M20	14	11.2
ATC822 M22	16	12.5

Unit: mm

DIN371	Ød	□
ATC822 M08	8	6.2
ATC822 M10	10	8

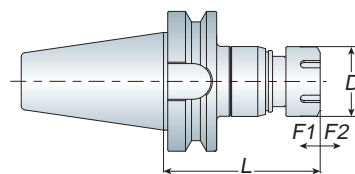
Unit: mm

DIN376	Ød	□
ATC822 M08	6	4.9
ATC822 M10	7	5.5
ATC822 M12	9	7
ATC822 M14	11	9
ATC822 M16	12	9
ATC822 M18	14	11
ATC822 M20	16	12
ATC822 M22 M24	18	14.5

Unit: mm

## Tension & Compression Tap Holder

剛性伸縮攻牙本體



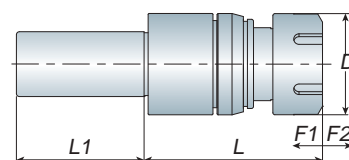
- TER tap holder uses the ER-GB tap collet and easy to get.
- The nut could not be over tightening to avoid damaging the body and nut.
- Wrench must be ordered separately.
- TER 伸縮攻牙本體須搭配 ER-GB 攻牙筒夾做使用
- 使用時，螺帽請勿過度鎖緊以免造成本體及螺帽損壞
- ER 扳手為另購品

Model No.	D	L	F1	F2	Tapping Range	Collet Type	Weight (kg)
BT30 TER16	28	95	8	8	M3~M10	ER16GB	0.70
TER20	34	95	8	8	M3~M12	ER20GB	0.80
BT40 TER16	28	85	8	8	M3~M10	ER16GB	1.20
TER20	34	90	8	8	M3~M12	ER20GB	1.30
TER25	42	100	8	8	M4~M16	ER25GB	1.60
TER32	50	105	8	8	M4~M22	ER32GB	1.70
TER40	63	125	8	8	M6~M30	ER40GB	2.60
BT50 TER16	28	95	8	8	M3~M10	ER16GB	3.90
TER20	34	95	8	8	M3~M12	ER20GB	4.00
TER25	42	105	8	8	M4~M16	ER25GB	4.20
TER32	50	105	8	8	M4~M22	ER32GB	4.30
TER40	63	120	8	8	M6~M30	ER40GB	4.90

Unit: mm

## Straight Shank

直柄剛性伸縮攻牙本體



- TER tap holder uses the ER-GB tap collet and easy to get.
- The nut could not be over tightening to avoid damaging the body and nut.
- Straight shank tap holder also has flat shank type to choice. When ordering, please specify "FLAT".
- Wrench must be ordered separately.
- TER 伸縮攻牙本體須搭配 ER-GB 攻牙筒夾做使用
- 使用時，螺帽請勿過度鎖緊以免造成本體及螺帽損壞
- 另有直柄削平面可供選購，請於訂購時註明 "削平面"
- ER 扳手為另購品

Model No.	D	L	L1	F1	F2	Tapping Range	Collet Type	Weight (kg)
C20 TER16	28	75	55	5	12	M3~M10	ER16GB	0.40
TER20	34	80	55	5	12	M3~M12	ER20GB	0.50
TER25	42	80	55	5	12	M4~M16	ER25GB	0.80
C25 TER16	28	75	65	5	12	M3~M10	ER16GB	0.50
TER20	34	80	65	5	12	M3~M12	ER20GB	0.60
TER25	42	80	65	5	12	M4~M16	ER25GB	0.90
TER32	50	80	65	5	8	M4~M22	ER32GB	1.10
C32 TER16	28	75	70	5	12	M3~M10	ER16GB	0.70
TER20	34	80	70	5	12	M3~M12	ER20GB	0.80
TER25	42	80	70	5	12	M4~M16	ER25GB	1.00
TER32	50	80	70	5	8	M4~M22	ER32GB	1.20
C40 TER16	28	75	70	5	12	M3~M10	ER16GB	1.00
TER20	34	80	70	5	12	M3~M12	ER20GB	1.00
TER25	42	80	70	5	12	M4~M16	ER25GB	1.20
TER32	50	80	70	5	8	M4~M22	ER32GB	1.50

Unit: mm



P12- ER Nut

P16-ER GB Collet

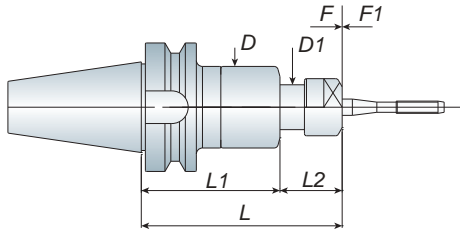
P13- Wrench

# Synchro Tap Holder

# WER

## BT / NT series

### 同步攻牙本體

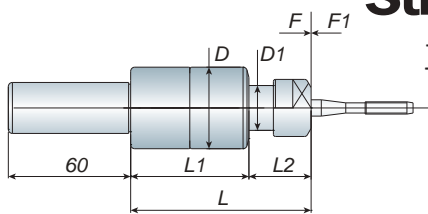


Model No.	D	D1	L	L1	L2	F	F1	Tapping Range	Collet Type
BT30 WER11-090 -120	35	14	90 120	66	24 54	0.5	0.5	M1~M6	ER11
WER16-095 -120 -150	40	22	95 120 150	63	32 57 87	0.5	0.5	M3~M10	ER16GB
WER20-095 -120 -150	46	25	95 120 150		32 57 87	0.5	0.5	M3~M12	ER20GB
BT40 WER11-090 -120	35	14	90 120	66	24 54	0.5	0.5	M1~M6	ER11
WER16-100 -125 -155	40	22	100 125 155	68	32 57 87	0.5	0.5	M3~M10	ER16GB
WER20-100 -125 -155	46	25	100 125 155		32 57 87	0.5	0.5	M3~M12	ER20GB
WER32-125	58	43	125	93.4	31.6	0.5	0.5	M4~M22	ER32GB
BT50 WER11-120 -150	35	14	120 150	96	24 54	0.5	0.5	M1~M6	ER11
WER16-125 -150 -180	40	22	125 150 180	93	32 57 87	0.5	0.5	M3~M10	ER16GB
WER20-125 -150 -180	46	25	125 150 180		32 57 87	0.5	0.5	M3~M12	ER20GB
WER32-125 -150	58	43	125 150	95.4 120.4	29.6 29.6	0.5	0.5	M4~M22	ER32GB

Unit: mm

# Straight Shank

### 直柄同步攻牙本體



Model No.	D	D1	L	L1	L2	F	F1	Tapping Range	Collet Type
C25 WER16-090	40	22	90	61	32	0.5	0.5	M3~M10	ER16GB

Unit: mm

- Compression and tension compensation at 0.5mm to make an accurate thread is maintained
- Internal buffer of compression compensation reduce the pressure of torque for taps by 1/3
- Tension compensation reduce the torque that increases the quantity and accuracy of tapped hole
- Special design make good tapping accuracy and have long term tapping
- 壓縮與伸長方向皆能補償 0.5mm，能補正攻牙誤差
- 壓縮方向補償可以使攻牙負荷降低至普通同步攻牙負荷的 1/3
- 拉伸方向補償可降低反轉時的扭力以增加質量與精度
- 特殊結構設計，提升攻牙的精度及耐長期使用



P14-ER Collet



P16-ER GB Collet

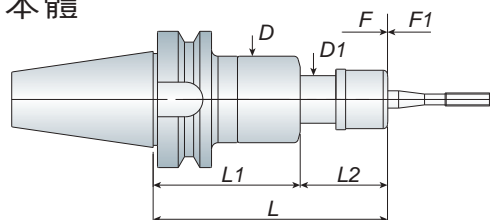


ANNWAY-WER

# WASK

## Synchro Tap Holder

同步攻牙本體



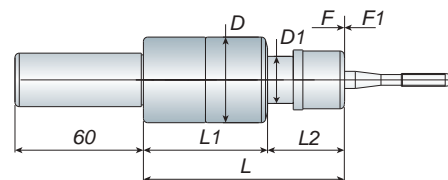
Model No.	D	D1	L	L1	L2	F	F1	Tapping Range	Collet Type
BT30 WASK06-090 -120	35	19	90 120	66	24 54	0.5	0.5	M1~M6	ASK06
WASK10-095 -120 -150	40	24	95 120 150	63	32 57 87	0.5	0.5	M3~M12	ASK10 ASK10E
WASK13-095 -120 -150	46	29	95 120 150		32 57 87	0.5	0.5	M3~M14	ASK13 ASK13E
BT40 WASK06-090 -120	35	19	90 120	66	24 54	0.5	0.5	M1~M6	ASK06
WASK10-100 -125 -155	40	24	100 125 155	68	32 57 87	0.5	0.5	M3~M12	ASK10 ASK10E
WASK13-100 -125 -155	46	29	100 125 155		32 57 87	0.5	0.5	M3~M14	ASK13 ASK13E
BT50 WASK06-120 -150	35	19	120 150	96	24 54	0.5	0.5	M1~M6	ASK06
WASK10-125 -150 -180	40	24	125 150 180	93	32 57 87	0.5	0.5	M3~M12	ASK10 ASK10E
WASK13-125 -150 -180	46	29	125 150 180		32 57 87	0.5	0.5	M3~M14	ASK13 ASK13E

Unit: mm



## Straight Shank

直柄同步攻牙本體



Model No.	D	D1	L	L1	L2	F	F1	Tapping Range	Collet Type
C25 WASK10-090	40	22	90	58	32	0.5	0.5	M3~M12	ASK10 ASK10E

Unit: mm



P23- SK Collet

P25- SK E Collet

- Compression and tension compensation at 0.5mm to make an accurate thread is maintained
- Internal buffer of compression compensation reduce the pressure of torque for taps by 1/3
- Tension compensation reduce the torque that increases the quantity and accuracy of tapped hole
- Special design make good tapping accuracy and have long term tapping

- 壓縮與伸長方向皆能補償 0.5mm，能補正攻牙誤差
- 壓縮方向補償可以使攻牙負荷降低至普通同步攻牙負荷的 1/3
- 拉伸方向補償可降低反轉時的扭力以增加質量與精度
- 特殊結構設計，提升攻牙的精度及耐長期使用

# Drill Taper Set

旋臂鑽床攻牙組

# DT 24 / 33

BT / NT  
series



DT24 / DT33 Drill Taper Set  
Consists:

- Taper holder (body) x1pc
- DT24 / DT33 JTA6 + 13H-JT6 x 1 set
- Drill Sleeves x 2pcs
- Tap collets x 6pcs
- L type adjusting wrench x 1pc

DT24/DT33 旋臂鑽床攻牙組：

- 旋臂攻牙本體 x 1pc
- DT24 / DT33 JTA6 + 13H-JT6 x 1 set
- 鑽頭套筒 x 2pcs
- 絲攻筒夾 x 6pcs
- L 型調整板手 x 1pc

STANDARD SET - 標準組

Model No.	Taper Holder	Standard Size	Weight (kg)
DT24 MTA2 - 10PCS/SET	DT24 MTA2 Holder	JTA6+13H-JT6	8.10
MTA3 - 10PCS/SET	MTA3 Holder	DT24-M4,M6,M8,M10	8.30
MTA4 - 10PCS/SET	MTA4 Holder	M12, M16	8.60
MTA5 - 10PCS/SET	MTA5 Holder	DT24-MT1,DT24-MT2	9.50
DT33 MTA3 - 10PCS/SET	DT33 MTA3 Holder	JTA6+13H-JT6	11.30
MTA4 - 10PCS/SET	MTA4 Holder	DT33-M8, M10,M12	11.70
MTA5 - 10PCS/SET	MTA5 Holder	M16,M20,M24 DT33-MT2,DT33-MT3	12.60

Unit: mm



- Optional: DT33 APU13
- 另有 DT33 APU13 可供選購

Model No.	Weight (kg)
DT24 MTA2 Holder	1.85
MTA3 Holder	1.95
MTA4 Holder	2.30
MTA5 Holder	3.20
DT33 MTA3 Holder	3.35
MTA4 Holder	3.65
MTA5 Holder	4.60

Unit: mm

Model No.	Weight (kg)
DT24-MT1	0.40
-MT2	0.40
-MT3	0.70
DT33-MT1	0.60
-MT2	0.70
-MT3	0.70
-MT4	0.70

Unit: mm

## Taper Holder Sleeve

旋臂攻牙本體絲攻套筒

Model No.	Tap Collet	Weight (kg)
DT24	M4,M5,M6,M8,M10,M12,M14,M16,M18,M20,M22,M24 W3/16,W1/4,W5/16,W3/8,W7/16,W1/2,W5/8,W3/4,W7/8,W1 PT1/8,PT1/4,PT3/8,PT1/2	0.35
DT33	M6, M8,M10,M12,M14,M16,M18,M20,M22,M24,M27,M30,M32,M33,M34,M36 W1/4,W5/16,W3/8,W7/16,W1/2,W5/8,W3/4,W7/8,W1,W1-1/8,W1-1/4 PT1/8,PT1/4,PT3/8,PT1/2,PT3/4,PT1	0.60

Unit: mm

## Tap Collet

絲攻筒夾

- DT24 / DT33 taper holder could be ordered with standard set or choice each size separately.
- The drill taper holder could be adjusted the torque with HIGH or LOW according to the tapped material.
- When ordering tap collet, please specify shank diameter (Ød) and square size (SQ/□).
- DT24 / DT33 攻牙組可選擇標準組整組訂購，也可依照需求分別購買
- DT24 / DT33 本體具有調整扭力功能，並可依照攻牙需求做扭力強 (H) 或弱 (L) 之調整
- 請於訂購時，確認絲攻筒夾之柄徑 (Ød) 和四角孔 (SQ/□)

# DT24

## Tap Collet Specification

### 絲攻筒夾規格表

JIS	Ød	□
DT24 M04	5	4
DT24 M05 W3/16	5.5	4.5
DT24 M06 W1/4	6	4.5
DT24 M08	6.2	5
DT24 M10 W3/8	7	5.5
DT24 M12	8.5	6.5
DT24 M14	10.5	8
DT24 M16	12.5	10
DT24 M18 W3/4 PT3/8	14	11
DT24 M20	15	12
DT24 M22 W7/8	17	13
DT24 M24	19	15
DT24 W5/16	6.1	5
DT24 W7/16 PT1/8	8	6
DT24 W1/2	9	7
DT24 W5/8	12	9
DT24 W1	20	15
DT24 PT1/4	11	9
DT24 PT1/2	18	14

Unit: mm

ISO	Ød	□
DT24 M04	4	3.15
DT24 M05	5	4
DT24 M06	6.3	5
DT24 M08	8	6.3
DT24 M10	10	8
DT24 M12	9	7.1
DT24 M14	11.2	9
DT24 M16	12.5	10
DT24 M18 M20	14	11.2
DT24 M22	16	12.5
DT24 M24	18	14

Unit: mm

DIN371	Ød	□
DT24 M04	4.5	3.4
DT24 M05	6	4.9
DT24 M06	6	4.9
DT24 M08	8	6.2
DT24 M10	10	8

Unit: mm

DIN376	Ød	□
DT24 M04	2.8	2.1
DT24 M05	3.5	2.7
DT24 M06	4.5	3.4
DT24 M08	6	4.9
DT24 M10	7	5.5
DT24 M12	9	7
DT24 M14	11	9
DT24 M16	12	9
DT24 M18	14	11
DT24 M20	16	12
DT24 M22	18	14.5
DT24 M24	18	14.5

Unit: mm

# DT33

## Tap Collet Specification

### 絲攻筒夾規格表

JIS	Ød	□
DT33 M06 W1/4	6	4.5
DT33 M08	6.2	5
DT33 M10 W3/8	7	5.5
DT33 M12	8.5	6.5
DT33 M14	10.5	8
DT33 M16	12.5	10
DT33 M18 W3/4 PT3/8	14	11
DT33 M20	15	12
DT33 M22 W7/8	17	13
DT33 M24	19	15
DT33 M27 W1 PT5/8	20	15
DT33 M30 PT3/4	23	17
DT33 M32 PT7/8 W1-1/4	24	19
DT33 M33	25	19
DT33 M34 PT1 W1-3/8	26	21
DT33 M36 PT1-1/8	28	21
DT33 W5/16	6.1	5
DT33 W7/16 PT1/8	8	6
DT33 W1/2	9	7
DT33 W5/8	12	9
DT33 W1-1/8	22	17
DT33 PT1/4	11	9
DT33 PT1/2	18	14

Unit: mm

ISO	Ød	□
DT33 M08	8	6.3
DT33 M10	10	8
DT33 M12	9	7.1
DT33 M14	11.2	9
DT33 M16	12.5	10
DT33 M18 M20	14	11.2
DT33 M22	16	12.5
DT33 M24	18	14
DT33 M27 M30	20	16
DT33 M33	22.4	18
DT33 M36	25	20

Unit: mm

DIN371	Ød	□
DT33 M08	8	6.2
DT33 M10	10	8

Unit: mm

DIN376	Ød	□
DT33 M08	6	4.9
DT33 M10	7	5.5
DT33 M12	9	7
DT33 M14	11	9
DT33 M16	12	9
DT33 M18	14	11
DT33 M20	16	12
DT33 M22 M24	18	14.5
DT33 M27	20	16
DT33 M30	22	18
DT33 M33	25	20
DT33 M36	28	22

Unit: mm



# Drill Taper Series

旋臂鑽床攻牙系列

# DT52

BT / NT  
series



	Model No.	Weight (kg)
Taper Holder	DT52 MTA5 Holder	7.00
Tap Collet	M24,M27,M30,M33,M36,M39,M42, M45,M48,M52	2.30
	W1,W1-1/8,W1-1/4,W1-3/8, W1-1/2,W1-5/8,W1-3/4,W1-7/8,W2	
Sleeve	DT52-MT2	2.20
	DT52-MT3	2.20
	DT52-MT4	2.20

Unit: mm

- DT52 drill taper series is NOT sold with full set. The taper holder, collet and sleeve must be ordered separately.
- The drill taper holder could be adjusted the torque with HIGH or LOW according to the tapped material.
- When ordering tap collet, please specify shank diameter (Ød) and square size (SQ/□).
- DT52 攻牙系列沒有提供整組的配套。本體、筒夾及套筒需依照需求分別購買
- DT52 本體具有調整扭力功能，並可依照攻牙需求做扭力強 (H) 或弱 (L) 之調整
- 請於訂購時，確認絲攻筒夾之柄徑 (Ød) 和四角孔 (SQ/□)

# Tap Collet Specification

絲攻筒夾規格表

# DT52

JIS	Ød	□
DT52 M24 M25	19	15
DT52 M27 W1 PT5/8	20	15
DT52 M30 PT3/4	23	17
DT52 M32 W1-1/4 PT7/8	24	19
DT52 M33	25	19
DT52 M34 M35 W1-3/8 PT1	26	21
DT52 M36 PT1-1/8	28	21
DT52 M39 M40 W1-1/2	30	23
DT52 M42 W1-5/8	32	26
DT52 M45 M46 W1-3/4 PT1-3/8	35	26
DT52 M48 W1-7/8 PT1-1/2	38	29
DT52 M50 W2	40	32
DT52 M52	42	32
DT52 W1-1/8	22	17

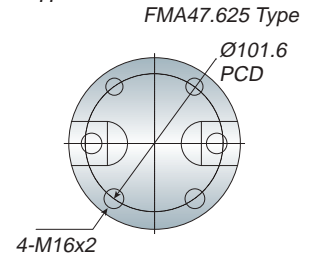
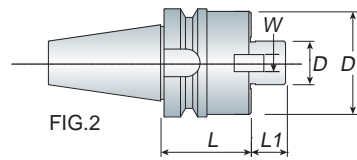
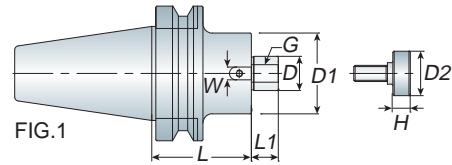
Unit: mm

ISO	Ød	□
DT52 M24	18	14
DT52 M27 M30	20	16
DT52 M33	22.4	18
DT52 M36	25	20
DT52 M39 M42	28	22.4
DT52 M45 M48	31.5	25
DT52 M52	35.5	28

Unit: mm

DIN376	Ød	□
DT52 M27	20	16
DT52 M30	22	18
DT52 M33	25	20
DT52 M36	28	22
DT52 M39 M42	32	24
DT52 M45 M48	36	29
DT52 M52	40	32

Unit: mm



## Features

- Face mill holder equips with screw and drive keys to assemble the face mill cutter to the holder.
- Face mill cutter must be ordered separately.
- 每支 FMA 面銑刀桿均附有螺絲及擋耳以裝配面銑刀盤使用
- 面銑刀盤為另購品



**P229**  
Face Mill Cutter

Model No.	FIG.	D	D1	D2	L	L1	W	H	G	Weight (kg)
BT30 FMA25.4-045	1	25.4	45	33	45	20	9.5	13	M12	0.90
-060	1	25.4	45	33	60	20	9.5	13	M12	1.20
FMA31.75-045	1	31.75	58	40	45	22	12.7	13.5	M12	1.30
BT40 FMA25.4-045/060	1	25.4	60	33	45/60	20	9.5	13	M12	1.70/2.00
-090/105	1	25.4	60	33	90/105	20	9.5	13	M12	2.60/2.90
-125/150	1	25.4	60	33	125/150	20	9.5	13	M12	3.20/3.80
FMA31.75-045/060	1	31.75	70	40	45/60	22	12.7	13.5	M12	1.80/2.30
-090/105	1	31.75	70	40	90/105	22	12.7	13.5	M12	3.20/3.30
FMA38.1-045	1	38.1	85	50	45	23	15.9	15	M16	2.60
-060/090	1	38.1	85	50	60/90	23	15.9	15	M16	2.80/3.40
BT50 FMA25.4-045/075	1	25.4	60	33	45/75	20	9.5	13	M12	4.20/4.90
-045S/075S	1	25.4	48	33	45/75	20	9.5	13	M12	4.00/4.50
-105/125	1	25.4	60	33	105/125	20	9.5	13	M12	5.30/5.60
-105S/125S	1	25.4	48	33	105/125	20	9.5	13	M12	4.80/5.20
-150/200	1	25.4	60	33	150/200	20	9.5	13	M12	6.10/7.30
-150S/200S	1	25.4	48	33	150/200	20	9.5	13	M12	5.60/6.00
-250/300	1	25.4	60	33	250/300	20	9.5	13	M12	8.20/9.30
-250S/300S	1	25.4	48	33	250/300	20	9.5	13	M12	6.90/7.20
-350/400	1	25.4	60	33	350/400	20	9.5	13	M12	10.20/11.20
FMA31.75-045/075	1	31.75	70	40	45/75	22	12.7	13.5	M12	4.40/5.30
-105/125	1	31.75	70	40	105/125	22	12.7	13.5	M12	6.20/6.50
-150/200	1	31.75	70	40	150/200	22	12.7	13.5	M12	7.30/8.60
-250/300	1	31.75	70	40	250/300	22	12.7	13.5	M12	10.30/11.40
FMA38.1-045	1	38.1	85	50	45	23	15.9	15	M16	4.50
-075/105	1	38.1	85	50	75/105	23	15.9	15	M16	5.90/7.10
-125/150	1	38.1	85	50	125/150	23	15.9	15	M16	8.30/9.50
-175/200	1	38.1	85	50	175/200	23	15.9	15	M16	10.30/10.90
FMA50.8-045	1	50.8	95	65	45	24	19.05	16	M16	5.00
-075/105	1	50.8	95	65	75/105	24	19.05	16	M16	6.60/8.60
-150/200	1	50.8	95	65	150/200	24	19.05	16	M16	11.20/13.40
FMA47.625-075	2	47.625	128.57	-	75	32	25.4	-	-	8.30
-105/200	2	47.625	128.57	-	105/200	32	25.4	-	-	10.30/15.00

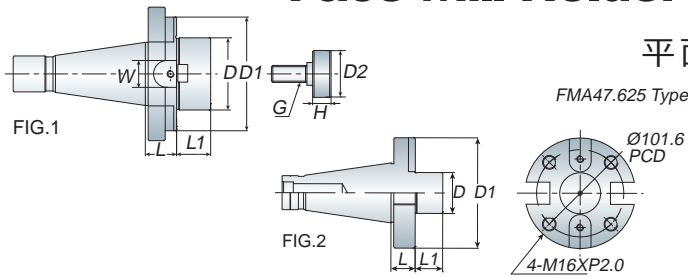
Unit: mm

# Face Mill Holder - Inch

平面銑刀桿

# FMA

# BT / NT series

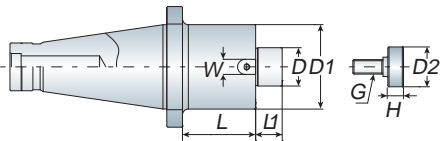


Model No.	FIG.	D	D1	D2	L	L1	W	H	G	Draw Bolt	Weight (kg)
NT30 FMA25.4-020	1	25.4	65	33	20	20	9.5	13	M12	1/2"-12 M12x1.75P	0.80
FMA31.75-020	1	31.75	73	40	20	22	12.7	13.5	M12		0.90
FMA38.1-020	1	38.1	82	50	20	23	15.9	15	M16		1.20
NT40 FMA25.4-020	1	25.4	65	33	20	20	9.5	13	M12	5/8"-11 M16x2.0P	1.40
FMA31.75-020	1	31.75	73	40	20	22	12.7	13.5	M12		1.50
FMA38.1-020	1	38.1	82	50	20	23	15.9	15	M16		2.10
FMA50.8-020	1	50.8	95	65	20	24	19.05	16	M16		2.50
FMA47.625-020	2	47.625	128.57	-	20	32	25.4	-	-		3.90
NT50 FMA25.4-020	1	25.4	65	33	20	20	9.5	13	M12	1"-8 M24x3.0P	3.30
FMA31.75-020	1	31.75	73	40	20	22	12.7	13.5	M12		3.30
FMA38.1-020	1	38.1	82	50	20	23	15.9	15	M16		3.60
FMA50.8-020	1	50.8	95	65	20	24	19.05	16	M16		4.20
FMA47.625-024	2	47.625	128.57	-	24	32	25.4	-	-		5.30

Unit: mm



- Face mill holder equips with screw and drive keys to assemble the face mill cutter to the holder.
- When ordering, please specify the draw bolt with inch size or metric size.
- Face mill cutter must be ordered separately.
- 每支 FMA 面銑刀桿均附有螺絲及擋耳以裝配面銑刀盤使用
- 請於訂購時，確認刀桿為英制或公制
- 面銑刀盤為另購品



## Long Type

加長型

Model No.	D	D1	D2	L	L1	W	H	G	Draw Bolt
NT40 FMA25.4-L	25.4	60	33	50/75 100	20	9.5	13	M12	5/8"-11 M16x2.0P
FMA31.75-L	31.75	70	40		22	12.7	13.5	M12	
FMA38.1-L	38.1	85	50		23	15.9	15	M16	
FMA50.8-L	50.8	95	65		24	19.05	16	M16	
NT50 FMA25.4-L	25.4	60	33	50/75 100/125 150/200 300	20	9.5	13	M12	1"-8 M24x3.0P
FMA31.75-L	31.75	70	40		22	12.7	13.5	M12	
FMA38.1-L	38.1	85	50		23	15.9	15	M16	
FMA50.8-L	50.8	95	65		24	19.05	16	M16	
FMA47.625-L	47.625	128.57	-		32	25.4	-	-	

Unit: mm



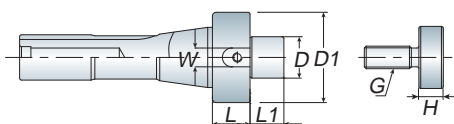
- Face mill holder equips with screw and drive keys to assemble the face mill cutter to the holder.
- When ordering, please specify the draw bolt with inch size or metric size.
- Face mill cutter must be ordered separately.
- 每支 FMA 面銑刀桿均附有螺絲及擋耳以裝配面銑刀盤使用
- 請於訂購時，確認刀桿為英制或公制
- 面銑刀盤為另購品



- Face mill holder equips with screw and drive keys to assemble the face mill cutter to the holder.
- Face mill cutter must be ordered separately.
- 每支 FMA 面銑刀桿均附有螺絲及擋耳以裝配面銑刀盤使用
- 面銑刀盤為另購品



**P229**  
Face Mill Cutter

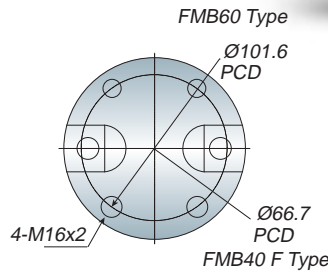
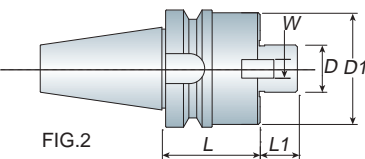
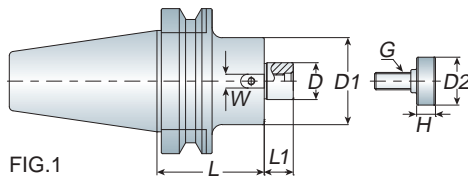


## R8 Taper Shank

R8 平面銑刀桿

Model No.	D	D1	L	L1	W	H	G	Weight (kg)
R8 FMA25.4-020	25.4	48	20	20	9.5	13	M12	0.90
FMA31.75-020	31.75	54	20	22	12.7	13.5	M12	1.40

Unit: mm



## Features

- Face mill holder equips with screw and drive keys to assemble the face mill cutter to the holder.
- Face mill cutter must be ordered separately.
- 每支 FMB 面銑刀桿均附有螺絲及擋耳以裝配面銑刀盤使用
- 面銑刀盤為另購品



P229  
Face Mill Cutter

Model No.	FIG.	D	D1	D2	L	L1	W	H	G	Weight (kg)
BT30 FMB22-045	1	22	46	-	45	18	10	-	M10	0.80
FMB27-045	1	27	60	32	45	20	12	13	M12	1.00
BT40 FMB16-045	1	16	38	-	45	15	8	-	M8	1.3
FMB22-045	1	22	48	-	45	18	10	-	M10	1.40
-060/090	1	22	48	-	60/90	18	10	-	M10	1.60/2.10
-105/125	1	22	48	-	105/125	18	10	-	M10	2.40/2.60
-150/200	1	22	48	-	150/200	18	10	-	M10	2.80/3.50
FMB27-045	1	27	60	32	45	20	12	13	M12	1.70
-060	1	27	60	32	60	20	12	13	M12	2.00
-090/105	1	27	60	32	90/105	20	12	13	M12	2.60/3.00
FMB32-045	1	32	63	41	45	21	14	16	M16	1.80
-060	1	32	63	41	60	21	14	16	M16	2.10
-090/105	1	32	63	41	90/105	21	14	16	M16	3.00/3.30
FMB40-045	1	40	68	47	45	23	16	15	M16	2.00
-060	1	40	68	47	60	23	16	15	M16	2.70
BT50 FMB16-045	1	16	38	-	45	15	8	-	M8	3.8
FMB22-045	1	22	48	-	45	18	10	-	M10	4.00
-075/105	1	22	48	-	75/105	18	10	-	M10	4.50/4.80
-125/150	1	22	48	-	125/150	18	10	-	M10	5.20/5.60
-175/200	1	22	48	-	175/200	18	10	-	M10	6.00/6.30
-250/300	1	22	48	-	250/300	18	10	-	M10	6.90/7.20
-350/400	1	22	48	-	350/400	18	10	-	M10	7.70/8.30
FMB27-045	1	27	65	32	45	20	12	13	M12	4.30
-075	1	27	65	32	75	20	12	13	M12	5.00
-090/105	1	27	65	32	90/105	20	12	13	M12	5.40/5.80
-150/200	1	27	65	32	150/200	20	12	13	M12	7.20/8.90
FMB32-045	1	32	73	41	45	21	14	16	M16	4.40
-075/105	1	32	73	41	75/105	21	14	16	M16	5.40/6.60
-150/200	1	32	73	41	150/200	21	14	16	M16	8.00/9.70
FMB40-045	1/2	40	85	47	45	23	16	15	M16	4.60
-075	1/2	40	85	47	75	23	16	15	M16	5.90
-105/150	1/2	40	85	47	105/150	23	16	15	M16	6.90/8.60
FMB40-045F	1/2	40	85	47	45	23	16	15	M12	4.60
-075F	1/2	40	85	47	75	23	16	15	M12	5.90
-105F/150F	1/2	40	85	47	105/150	23	16	15	M12	6.90/8.60
FMB60-075	2	60	128.57	-	75	32	25.4	-	-	7.30

Unit: mm

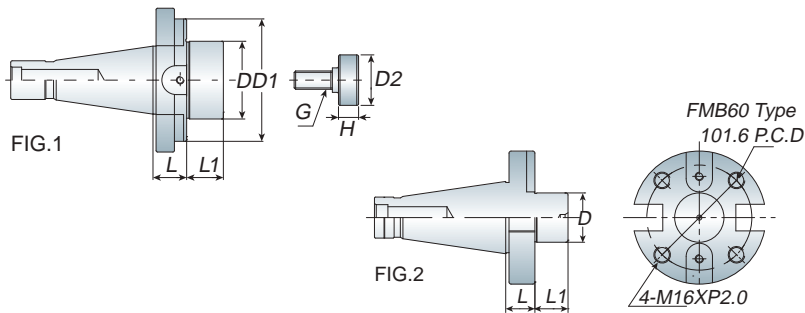
# Face Mill Holder - Metric

平面銑刀桿

# FMB

# BT / NT

series



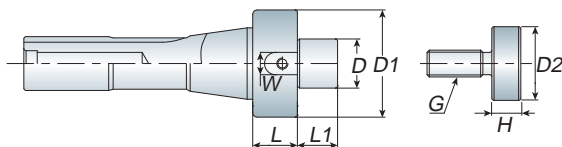
Model No.	FIG.	D	D1	D2	L	L1	H	G	Draw Bolt	Weight (kg)
NT30 FMB22-020	1	22	53	-	20	18	-	M10	1/2"-12 M12x1.75P	0.60
FMB27-020	1	27	54	32	20	20	13	M12		0.80
FMB32-020	1	32	59	41	20	21	16	M16		1.00
NT40 FMB22-020	1	22	60	-	20	18	-	M10	5/8"-11 M16x2.0P	1.20
FMB27-020	1	27	58	32	20	20	13	M12		1.40
FMB32-020	1	32	69	41	20	21	16	M16		1.40
FMB40-020	1	40	80	47	20	24	15	M16		1.80
FMB60-024	2	60	128	-	24	32	-	-		4.00
NT50 FMB22-020	1	22	48	-	20	18	-	M10	1"-8 M24x3.0P	3.10
FMB27-020	1	27	70	31	20	20	13	M12		3.30
FMB32-020	1	32	76	41	20	21	16	M16		3.40
FMB40-020	1	40	88	47	20	24	15	M16		3.70
FMB60-024	2	60	128	-	24	32	-	-		5.50

Unit: mm

- Face mill holder equips with screw and drive keys to assemble the face mill cutter to the holder.
- When ordering, please specify the draw bolt with inch size or metric size.
- Face mill cutter must be ordered separately.
- 每支 FMB 面銑刀桿均附有螺絲及擋耳以裝配面銑刀盤使用
- 請於訂購時，確認刀桿為英制或公制
- 面銑刀盤為另購品

# R8 Taper Shank

R8 平面銑刀桿



Model No.	D	D1	D2	L	L1	W	H	G	Weight (kg)
R8 FMB22-020	22	48	-	20	18	10	-	M10	0.80
FMB27-020	27	54	32	20	20	12	13	M12	1.00

Unit: mm

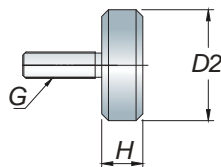
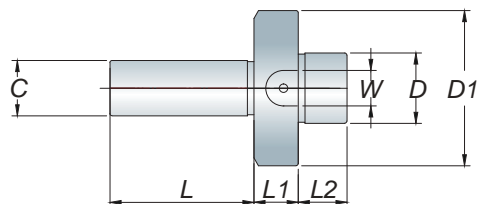
- Face mill holder equips with screw and drive keys to assemble the face mill cutter to the holder.
- Face mill cutter must be ordered separately.
- 每支 FMB 面銑刀桿均附有螺絲及擋耳以裝配面銑刀盤使用
- 面銑刀盤為另購品



BT / NT  
series

FMA  
FMB

Straight Shank  
直柄平面銑刀桿



### FMA Type

Model No.	C	D	D1	D2	L	L1	L2	W	H	G	Weight (kg)
C20 FMA25.4-020	20	25.4	60	33	60	20	20	9.5	13	M12	0.85
C25 FMA25.4-020	25	25.4	60	33	65	20	20	9.5	13	M12	0.90
FMA31.75-020	25	31.75	70	40	65	20	22	12.7	13.5	M12	1.00
C32 FMA25.4-020	32	25.4	60	33	70	20	20	9.5	13	M12	1.10
FMA31.75-020	32	31.75	70	40	70	20	22	12.7	13.5	M12	1.20

Unit: mm

### FMB Type

Model No.	C	D	D1	D2	L	L1	L2	W	H	G	Weight (kg)
C20 FMB22-020	20	22	48	-	60	20	18	10	-	M10	0.60
C25 FMB22-020	25	22	48	-	65	20	18	10	-	M10	0.65
C32 FMB22-020	32	22	48	-	70	20	18	10	-	M10	0.90

Unit: mm

- Face mill holder equips with screw and drive keys to assemble the face mill cutter to the holder.
- Face mill cutter must be ordered separately.
- 每支 FMB 面銑刀桿均附有螺絲及擋耳以裝配面銑刀盤使用
- 面銑刀盤為另購品

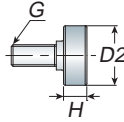
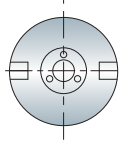
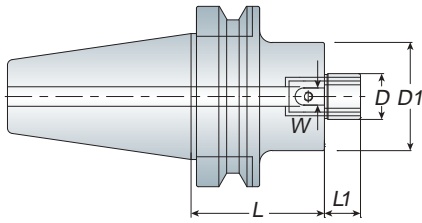


# Face Mill Holder - Coolant Type

平面銑刀桿 - 出水型

# FMH

# BT / NT series



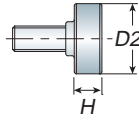
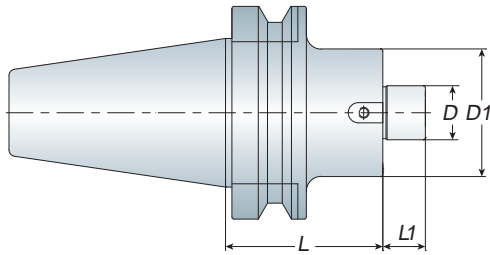
## Features

- Face mill holder equips with screw and drive keys to assemble the face mill cutter to the holder.
- Face mill cutter must be ordered separately.
- FMH is produced by order.
- 每支 FMH 面銑刀桿均附有螺絲及擋耳以裝配面銑刀盤使用
- 面銑刀盤為另購品
- FMH 為訂單生產品



Model No.	D	D1	D2	L	L1	W	H	G	Weight (kg)
BT30 FMH25.4-045	25.4	45	33	45	20	9.5	13	M12	0.90
-060	25.4	45	33	60	20	9.5	13	M12	1.20
FMH31.75-045	31.75	58	40	45	22	12.7	13.5	M12	1.30
FMH22-045	22	48	-	45	18	10	-	M10	0.80
FMH27-045	27	60	32	45	20	12	13	M12	1.00
BT40 FMH25.4-045	25.4	60	33	45	20	9.5	13	M12	1.70
-060	25.4	60	33	60	20	9.5	13	M12	2.00
FMH31.75-045	31.75	70	40	45	22	12.7	13.5	M12	2.30
-060	31.75	70	40	60	22	12.7	13.5	M12	2.60
FMH38.1-060	38.1	85	50	60	23	15.9	15	M16	2.80
FMH16-045	16	38	-	45	17	10	-	M8	1.30
FMH22-045	22	48	-	45	18	10	-	M10	1.40
-060	22	48	-	60	18	10	-	M10	1.60
FMH27-045	27	60	32	45	20	12	-	M12	1.70
-060	27	60	32	60	20	12	-	M12	2.00
FMH32-045	32	63	41	45	21	14	16	M16	1.80
-060	32	63	41	60	21	14	16	M16	2.10
BT50 FMH25.4-045	25.4	60	33	45	20	9.5	13	M12	4.20
-075/105/150	25.4	60	33	75/105/150	20	9.5	13	M12	4.90/5.30/6.10
FMH31.75-045	31.75	70	40	45	22	12.7	13.5	M12	4.40
-075/105/150	31.75	70	40	75/105/150	22	12.7	13.5	M12	5.30/6.20/7.30
FMH38.1-045	38.1	85	50	45	23	15.9	15	M16	4.50
-075/105/150	38.1	85	50	75/105/150	23	15.9	15	M16	5.90/7.10/9.50
FMH16-045	16	38	-	45	17	10	-	M8	3.80
FMH22-045	22	48	-	45	18	10	-	M10	4.00
-075/105/150	22	48	-	75/105/150	18	10	-	M10	4.50/4.80/5.60
FMH27-045	27	65	32	45	20	12	13	M12	4.30
-075/105/150	27	65	32	75/105/150	20	12	13	M12	5.00/5.80/7.20
FMH32-045	32	73	41	45	21	14	16	M16	4.40
-075/105/150	32	73	41	75/105/150	21	14	16	M16	5.40/6.60/9.70
FMH40-045	40	85	47	45	23	16	15	M16	4.60
-075/105	40	85	47	75/105	23	16	15	M16	5.90/6.90

Unit: mm



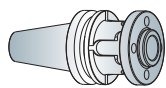
## Features

- Shell mill holder equips with screw and drive keys to assemble the mill cutter to the holder.
- When ordering, please specify the D size.
- 每支 SMA 殼型銑刀桿均附有螺絲及擋耳以裝配銑刀盤使用
- 請於訂購時，確認 D 規格

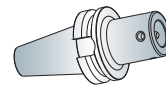
Model No.	D	D1	D2	L	L1	H	G	Weight (kg)
BT30 SMA15.875/16-045	15.875/16	34	20	45	17	-	M8	0.70
SMA22.225/22-045	22.225/22	42	28	45	27	-	M10	0.80
SMA25.4/27-045	25.4/27	50	33	45	36	13	M12	1.00
-060	25.4/27	50	33	60	36	13	M12	1.30
BT40 SMA15.875/16-060	15.875/16	34	20	60	17	-	M8	1.30
-120	15.875/16	34	20	120	17	-	M8	1.90
SMA22.225/22-060	22.225/22	42	28	60	27	-	M10	1.50
-120	22.225/22	42	28	120	27	-	M10	2.10
-180	22.225/22	42	28	180	27	-	M10	2.80
SMA25.4/27-045	25.4/27	50	33	45	36	13	M12	1.60
-060	25.4/27	50	33	60	36	13	M12	1.80
-105	25.4/27	50	33	105	36	13	M12	2.60
-150	25.4/27	50	33	150	36	13	M12	3.20
SMA31.75/32-045	31.75/32	60	40	45	38	13.5	M12	1.90
-060	31.75/32	60	40	60	38	13.5	M12	2.10
-090	31.75/32	60	40	90	38	13.5	M12	2.70
SMA38.1/40-060	38.1/40	80	50	60	38	15	M16	2.60
-090	38.1/40	80	50	90	38	15	M16	3.20
BT50 SMA15.875/16-075	15.875/16	34	20	75	17	-	M8	4.00
-120	15.875/16	34	20	120	17	-	M8	4.60
SMA22.225/22-075	22.225/22	42	28	75	27	-	M10	4.30
-120	22.225/22	42	28	120	27	-	M10	5.00
-180	22.225/22	42	28	180	27	-	M10	5.50
SMA25.4/27-045	25.4/27	50	33	45	36	13	M12	4.30
-075	25.4/27	50	33	75	36	13	M12	4.70
-105	25.4/27	50	33	105	36	13	M12	5.20
-150	25.4/27	50	33	150	36	13	M12	6.00
SMA31.75/32-045	31.75/32	60	40	45	38	13.5	M12	4.50
-075	31.75/32	60	40	75	38	13.5	M12	5.10
-105	31.75/32	60	40	105	38	13.5	M12	5.50
SMA38.1/40-045	38.1/40	80	50	45	38	15	M16	4.50
-075	38.1/40	80	50	75	38	15	M16	5.60

Unit: mm

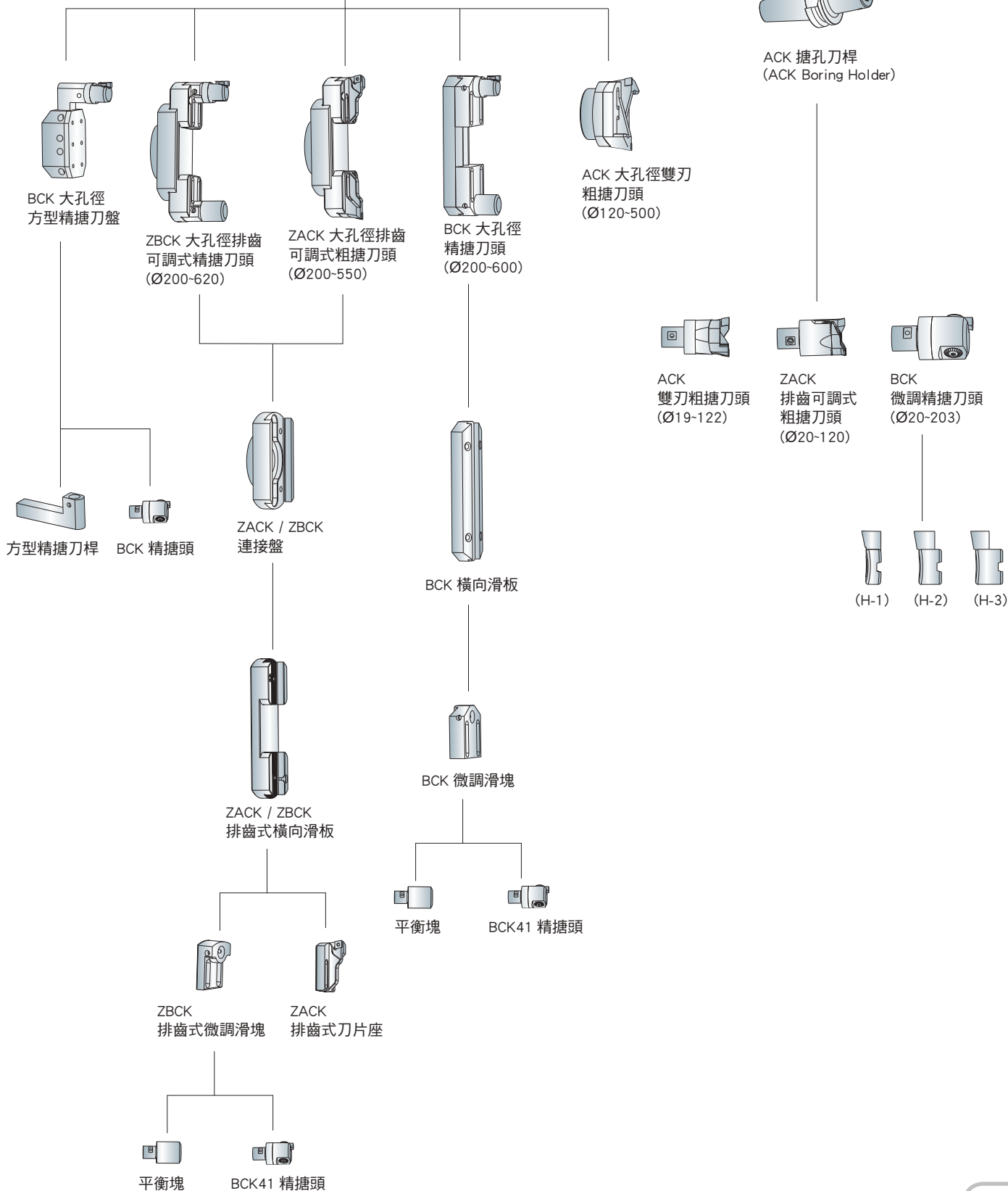




BST 搪孔刀桿  
(BST Boring Holder)



ACK 搪孔刀桿  
(ACK Boring Holder)



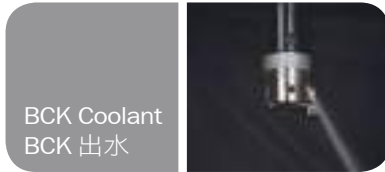
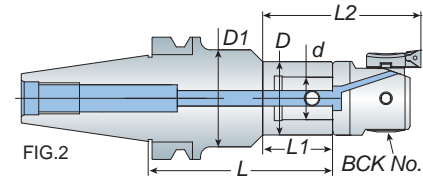
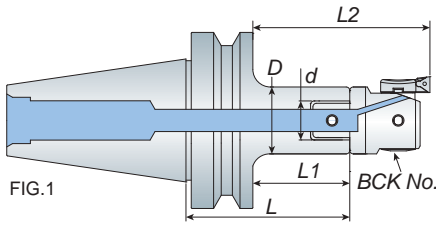
BT / NT  
series

**BCK**

## Boring System

### ACK Boring Holder + BCK Boring Head

ACK 搪孔刀桿 + BCK 精搪頭



### Features

- BCK20 ~ BCK100 boring range is from 20mm ~ 203mm.
- The ACK holder is coolant type
- The cutter and insert must be ordered separately.
- BCK20 ~ BCK100 其搪孔範圍：20mm ~ 203mm
- 標準刀桿皆有中心出水功能
- 搪頭及刀片為另購品



P79-BCK Cutter

P83-Adapter

Model No.	FIG.	D	D1	d	L	L1	L2	BCK No.	Boring Range	Weight (kg)
BT30 ACK1-070	2	19	31	11	70	40	72.5	BCK20	20~36	0.60
ACK2-040/080	1	24	-	14	40/80	18/58	53.5/93.5	BCK25	25~47	0.40/0.70
ACK3-040/075	1	31	-	18	40/75	18/58	58/93	BCK32	32~60	0.70/0.90
ACK4-040/075	1	39	-	22	40/75	18/58	65/100	BCK41	41~74	0.90/1.20
ACK5-065	1	50	-	28	65	43	100	BCK53	53~95	1.90
ACK6-065	1	64	-	36	65	43	114	BCK68 BCK100	68~150 100~203	1.00
BT40 ACK1-060/080	1	19	-	11	60/80	33/53	65.5/85.5	BCK20	20~36	1.10/1.20
-120/170	2	19	40	11	120/170	40	72.5			1.30/1.60
ACK2-060/080	1	24	-	14	60/80	33/53	68.5/88.5			1.20/1.20
-100/120	1	24	-	14	100/120	73/93	108.5/128.5	BCK25	25~47	1.30/1.40
-125/175	2	24	45	14	125/175	53	88.5			1.45/1.90
ACK3-060/080	1	31	-	18	60/80	33/53	73/93			1.20/1.20
-100/120	1	31	-	18	100/120	73/93	113/133	BCK32	32~60	1.30/1.50
-150/200	2	31	50	18	150/200	58	98			1.80/2.30
ACK4-080/100	1	39	-	22	80/100	53/73	100/120			1.40/1.60
-125	1	39	-	22	125	98	145	BCK41	41~74	1.80
-145/195	2	39	50	22	145/195	56	103			1.90/2.10
ACK5-080/100	1	50	-	28	80/100	53/73	110/130			1.60/2.00
-135	1	50	-	28	135	108	165	BCK53	53~95	2.50
ACK6-055	1	64	-	36	55	28	99	BCK68 BCK100	68~150 100~203	1.40
BT50 ACK1-100/125	1	19	-	11	100/125	62/87	94.5/119.5	BCK20	20~36	3.90/4.10
-170/220	2	19	40	11	170/220	40	73			4.50/4.90
ACK2-090/125	1	24	-	14	90/125	52/87	87.5/122.5	BCK25	25~47	4.00/4.10
-175/225	2	24	45	14	175/225	65	100.5			4.55/4.95
ACK3-090/125	1	31	-	18	90/125	52/87	92/127	BCK32	32~60	4.00/4.30
-200/240	2	31	50	18	200/240	80	120			4.95/5.30
ACK4-115/175	1	39	-	22	115/175	77/137	124/184			4.40/5.00
-195/235	2	39	50	22	195/235	80	127	BCK41	41~74	5.20/5.60
ACK5-090/135	1	50	-	28	90/135	52/97	109/154			4.20/5.20
-195	1	50	-	28	195	157	214	BCK53	53~95	6.10
ACK6-110	1	64	-	36	110	72	143			4.90
-170	1	64	-	36	170	132	203			6.10
-215	1	64	-	36	215	177	248	BCK68 BCK100	68~150 100~203	7.50
-255	1	64	-	36	255	217	288			9.00
-300	1	64	-	36	300	262	333			9.60
-350	1	64	-	36	350	312	383			11.50

Unit: mm

# Boring System

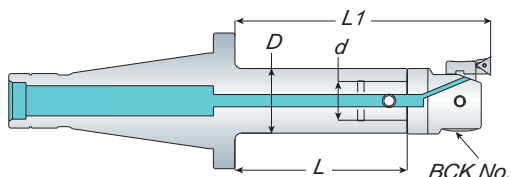
## ACK Boring Holder + BCK Boring Head

ACK 搪孔刀桿 + BCK 精搪頭

# BCK

# BT / NT

series



### Features

- When ordering, please specify the draw bolt with inch size or metric size.
- BCK20 ~ BCK100 boring range is from 20mm ~ 203mm.
- The ACK holder is coolant type
- The cutter and insert must be ordered separately.
- 請於訂購時，確認刀桿為英制或公制
- BCK20 ~ BCK100 其搪孔範圍為：20mm ~ 203mm
- 標準刀桿皆有中心出水功能
- 搪頭及刀片為另購品

Model No.	D	d	L	L1	BCK No.	Boring Range	Draw Bolt	Weight (kg)
NT40 ACK1-060/080	19	11	60/80	92.5/112.5	BCK20	20~36	5/8"-11 M16x2.0P	0.80/1.00
ACK2-060/080	24	14	60/80	95.5/115.5	BCK25	25~47		1.00/1.10
-100/120	24	14	100/120	135.5/155.5				1.20/1.30
ACK3-060/080	31	18	60/80	100/120	BCK32	32~60		1.10/1.30
-100/120	31	18	100/120	140/160				1.40/1.50
ACK4-080/100	39	22	80/100	127/147	BCK41	41~74		1.50/1.70
-125	39	22	125	172				1.90
ACK5-080/100	50	28	80/100	137/157	BCK53	53~95		2.00/2.40
-135	50	28	135	192				2.80
ACK6-055	64	36	55	126	BCK68 BCK100	68~150 100~203		1.60
NT50 ACK2-090/125	24	14	90/125	125.5/160.5	BCK25	25~47	1"-8 M24x3.0P	3.30/4.00
ACK3-090/125	31	18	90/125	130/165	BCK32	32~60		3.40/4.00
ACK4-115/175	39	22	115/175	162/222	BCK41	41~74		3.60/4.20
ACK5-090/135	50	28	90/135	147/192	BCK53	53~95		3.90/4.50
-195	50	28	195	252				5.40
ACK6-110	64	36	110	181	BCK68 BCK100	68~150 100~203		4.40
-170	64	36	170	241				5.70
-215	64	36	215	286				7.20
-255	64	36	255	326				7.60

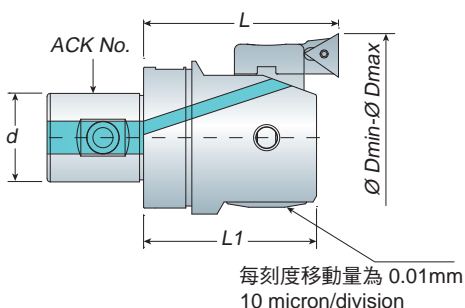
Unit: mm



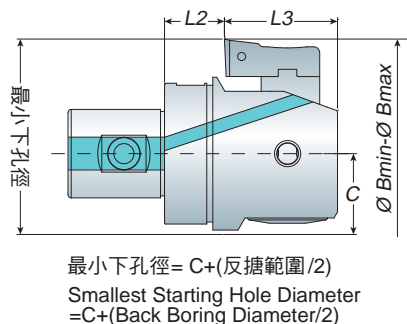
P79-BCK Cutter

P83-Adapter

正搪範圍示意圖 (Boring)



反搪範圍示意圖 (Back Boring)



### Features

- Design of pre-balancing makes good cutting accuracy. Boring range is from 20mm ~ 203mm.
- The micro boring head is coolant type and both for boring and back boring.
- The insert holder is with three types for you to choice.
- Each micro boring head is included 1pc insert holder BCK H#-1, ex. H1-1, H2-1, H3-1... Other sizes are optional accessories.
- Insert must be ordered separately.
- 預先動平衡設計，可以穩定加工精度。加工範圍 Ø20 ~ Ø203
- 標準搪頭皆有中心出水功能，搪頭可正、反搪，有三種刀座搪孔範圍可供選擇
- 每只精搪頭，皆包含 1 只標準刀片座 (BCK H#-1) 在內，例：H1-1, H2-1, H3-1... 其餘尺寸之刀片座需另購
- 刀片為另購品

Model No.	ACK No.	刀片座 Insert Holder	正搪範圍 Boring ØD			反搪範圍 Back Boring ØB					Weight (kg)	刀片 Insert
			Range	L	L1	Range	L2	L3	C	d		
BCK20	1	BCK H1-1	20~26			-					0.07	TP..0802
		BCK H1-2	25~31	32.5	29.5	30~31	10.5	19	10	11		
		BCK H1-3	30~36			30~36						
BCK25	2	BCK H2-1	25~33			-					0.12	TP..0802
		BCK H2-2	32~40	35.5	32.5	36~40	11.5	21	12.5	14		
		BCK H2-3	39~47			39~47						
BCK32	3	BCK H3-1	32~42			-					0.21	TP..0802
		BCK H3-2	41~51	40	35	46~51	10	25	16	18		
		BCK H3-3	50~60			50~60						
BCK41	4	BCK H4-1	41~54			-					0.40	TC..1102
		BCK H4-2	50~63	47	43	53~63	14	29	20	22		
		BCK H4-3	61~74			61~74						
BCK53	5	BCK H5-1	53~70			62~70					1.10	TC..1102
		BCK H5-2	65~82	57	53	65~82	19	34	25.5	28		
		BCK H5-3	78~95			78~95						
BCK68	6	BCK H6-1	68~100			80~100					1.74	TC..1102
		BCK H6-2	94~126	71	67.2	94~126	22	45.2	32.5	36		
		BCK H6-3	118~150			118~150						
BCK100	6	BCK H6-1	100~153			112~153					2.46	TC..1102
		BCK H6-2	126~179	71	67.2	126~179	22	45.2	45.5	36		
		BCK H6-3	150~203			150~203						

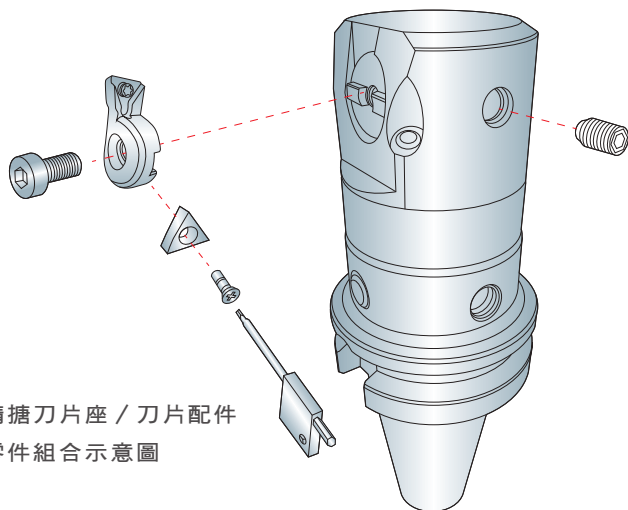
Unit: mm

# Insert Holder / Insert / Spare Parts

刀片座 / 刀片 / 備用零件

# BCK

# BT / NT series



精搪刀片座 / 刀片配件  
零件組合示意圖



## Features

- When ordering, please specify the insert is TP../TC.. or CC.. Type.
- For example / 例 : BCK H4-1-T, BCK H1-3-C ...
- Insert must be ordered separately.
- 請於訂購時確認所需要的刀片為三角形 (TP../TC..) 或菱形 (CC..)
- 刀片為另購品

刀片座 Model No.	刀片座螺絲 Insert Holder Screw	固定螺絲 Set Screw	Insert T Type (TP/TC..) (三角刀片)			Insert C Type (CC..) (菱形刀片)		
			刀片 Insert	刀片螺絲 Insert Screw	扳手 Wrench	刀片 Insert	刀片螺絲 Insert Screw	扳手 Wrench
BCK H1-1								
BCK H1-2	BCK20-M3	2272.542						
BCK H1-3								
BCK H2-1								
BCK H2-2	BCK25-M3	2272.542	TP..0802	MS2205A	T7			
BCK H2-3								
BCK H3-1								
BCK H3-2	BCK32-M4	2272.552						
BCK H3-3								
BCK H4-1								
BCK H4-2	BCK41-M5	2272.562				CC..0602	MS2506A	T9
BCK H4-3								
BCK H5-1								
BCK H5-2	BCK53-M5	2272.582						
BCK H5-3			TC..1102	MS2506A	T9			
BCK H6-1								
BCK H6-2	BCK68-M8	2272.602						
BCK H6-3								
BCK H6-1								
BCK H6-2	BCK100-M8	2272.602				CC..09T3	MS4011A	T15
BCK H6-3								

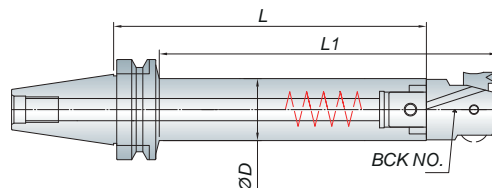
Unit: mm

BT / NT  
series

ACK-  
SD

# Silent Damping Holder

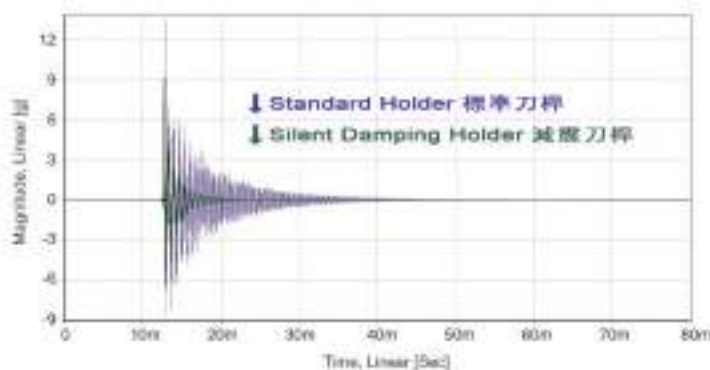
內藏減震刀桿



- Coolant through design.
- Suitable for using with the 6D cutting depth.
- Silent Damping special design could reduce the cutting vibration of the deep working process.
- Please do NOT combine with ANY extension adapter.
- The boring head and inserts must be ordered separately.
- 具中心出水功能
- 適用於，當加工深度為 D 的 6 倍
- 減震設計能有效的降低刀桿深孔加工時所產生的振動
- 不建議搭配一般延長桿及減震延長桿使用
- 塘頭和刀片為另購品

Model No.	BCK No.	D	L	L1	Weight (kg)
BT50 ACK3-220SD	BCK32	31	220	215	4.90
ACK4-252SD	BCK41	39	252	246	5.70
ACK5-315SD	BCK53	50	315	318	7.80
ACK6-380SD	BCK68	64	380	408	12.30

Unit: mm

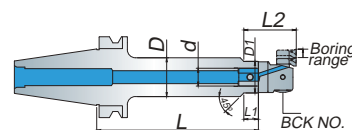


ACK

# ACK Boring Holder-High Rigidity Type

ACK 高剛性搪孔刀桿

- Coolant through design.
- Suitable for deep hole boring working.
- D1 dia. will interfere the boring range, please check the boring range first before working.
- 具中心出水功能
- 適用於深孔加工
- 外徑 D1 會影響加工尺寸，請於加工前確認加工範圍！



Model No.	D1	D	d	L	L1	L2	BCK NO.	Boring range	Weight (kg)
BT50 ACK4-Ø48-200 L1=18	39	48	22	200	18	65	BCK41	50-74	5.50
ACK4-Ø48-240 L1=18	39	48	22	240	18	65	BCK41	50-74	6.10
ACK5-Ø62-250 L1=23	50	62	28	250	23	80	BCK53	65-95	8.10
ACK5-Ø62-310 L1=23	50	62	28	310	23	80	BCK53	65-95	9.50
ACK6-Ø72-260 L1=29	64	72	36	260	29	100	BCK68/BCK100	75-203	10.30
ACK6-Ø72-315 L1=29	64	72	36	315	29	100	BCK68/BCK100	75-203	12.00
ACK6-Ø80-300 L1=29	64	80	36	300	29	100	BCK68/BCK100	75-203	12.90
ACK6-Ø80-350 L1=29	64	80	36	350	29	100	BCK68/BCK100	75-203	15.20

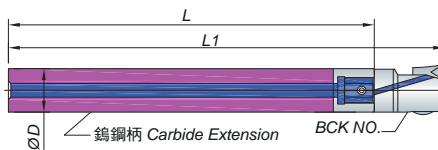
Unit: mm

# Carbide Extension Adapter

鎢鋼延長接桿

# ACK- W

BT / NT  
series



## Features

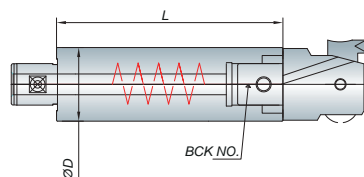
- Coolant through design.
- L1 is the reference when boring head is mounted.
- 中心出水設計
- L1 為裝上搪頭之參考值

Model No.	BCK No.	D	L	L1	Weight (kg)
ST19-ACK1-110W	BCK20	19	110	142.50	0.45
-140W			140	172.50	0.60
-190W			190	222.50	0.80
-240W			240	272.50	1.00
ST24-ACK2-160W	BCK25	24	160	195.50	1.00
-220W			220	255.50	1.40
-290W			290	325.50	1.80
ST31-ACK3-200W	BCK32	31	200	210.00	2.20
-280W			280	320.00	3.00
-350W			350	390.00	3.70

Unit: mm

# Silent Damping Extension Adapter

減震延長桿



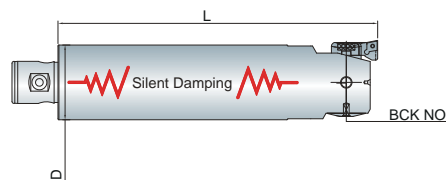
- Coolant through design
- Please do NOT combine with Silent Damping holder. Using with general ACK holder ONLY.
- 具中心出水功能
- 不建議搭配減震刀桿使用，請搭配一般 ACK 刀桿

Model No.	BCK No.	D	L	Weight (kg)
ACK3-110SD	BCK32	31	110	0.70
ACK4-120SD	BCK41	39	120	1.30
ACK5-150SD	BCK53	50	150	2.60
ACK6-180SD	BCK68	64	180	5.30

Unit: mm

# BCK Boring Head For Silent Damping

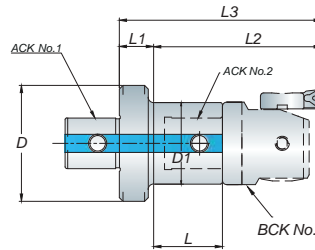
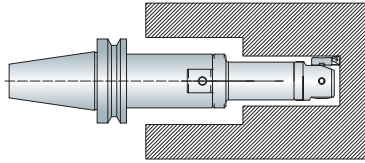
一體式減震延長桿



- Coolant through design
- Please do NOT combine with Silent Damping holder. Using with general BCK holder ONLY.
- 具中心出水功能
- 不建議搭配減震刀桿使用，請搭配一般 ACK 刀桿

Model No.	BCK No.	D	L	Weight (kg)
BCK32-150SD	BCK32	31	150	0.91
BCK41-167SD	BCK41	39	167	1.70
BCK53-207SD	BCK53	50	207	3.70
BCK68-251SD	BCK68	64	251	7.04

Unit: mm



### Features

- Coolant through design
- L2 (Effective Boring Depth) & L3 are numerical reference when boring head is mounted.
- 中心出水設計
- L2(有效加工深) & L3 為裝上搪頭之參考值



型號 Model No.	ACK No.1	ACK No.2	D	D1	L	L1	L2	L3	BCK No.	Weight (kg)
ACK2-ACK1-22	ACK2	ACK1	24	19	22.5	13.5	55	68.5	BCK20	0.10
ACK3-ACK1-27	ACK3	ACK1	31	19	27.5	13	60	73	BCK20	0.14
-ACK2-24	ACK3	ACK2	31	24	24.5	10	60	70	BCK25	0.16
ACK4-ACK1-42	ACK4	ACK1	39	19	42.5	15	75	90	BCK20	0.25
-ACK2-39	ACK4	ACK2	39	24	39.5	12	75	87	BCK25	0.28
-ACK3-35	ACK4	ACK3	39	31	35	12	75	87	BCK32	0.32
ACK5-ACK1-37	ACK5	ACK1	50	19	37.5	20	70	90	BCK20	0.38
-ACK2-34	ACK5	ACK2	50	24	34.5	17	70	87	BCK25	0.40
-64	ACK5	ACK2	50	24	64.5	17	100	117	BCK25	0.51
-ACK3-30	ACK5	ACK3	50	31	30	17	70	87	BCK32	0.54
-60	ACK5	ACK3	50	31	60	17	100	117	BCK32	0.64
-ACK4-23	ACK5	ACK4	50	39	23	17	70	87	BCK41	0.47
-53	ACK5	ACK4	50	39	53	17	100	117	BCK41	0.82
ACK6-ACK1-32	ACK6	ACK1	64	19	32.5	34	65	99	BCK20	0.84
-ACK2-44	ACK6	ACK2	64	24	44.5	16	80	96	BCK25	0.70
-79	ACK6	ACK2	64	24	79.5	16	115	131	BCK25	1.00
-ACK3-40	ACK6	ACK3	64	31	40	16	80	96	BCK32	0.75
-75	ACK6	ACK3	64	31	75	16	115	131	BCK32	1.12
-ACK4-33	ACK6	ACK4	64	39	33	16	80	96	BCK41	0.80
-68	ACK6	ACK4	64	39	68	16	115	131	BCK41	1.30
-ACK5-23	ACK6	ACK5	64	50	23	16	80	96	BCK53	0.90
-58	ACK6	ACK5	64	50	58	16	115	131	BCK53	1.30

Unit: mm

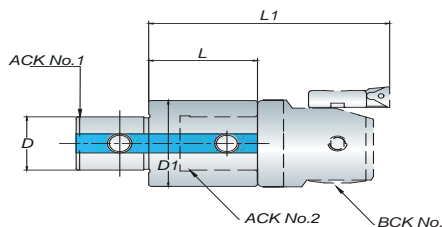
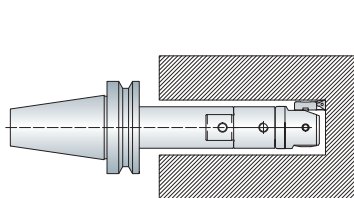


# ACK Extension Adapter + BCK Micro Boring Head

ACK 延長接桿 + BCK 精搪頭

# ADAPTER

BT / NT  
series



## Features

- Coolant through design
- Notice: The possible vibration will be exist when the L/D1 rate is rising.
- 中心出水設計
- 請注意：當 L 除以 D1 的比率增加，可能會有震刀的情況產生



P79-BCK Cutter

型號 Model No.	ACK No.1	ACK No.2	D	D1	L	L1	BCK No.	Weight (kg)
ACK1-ACK1-20	ACK1	ACK1	11	19	20	52.5	BCK20	0.05
-30	ACK1	ACK1	11	19	30	62.5	BCK20	0.07
ACK2-ACK2-30	ACK2	ACK2	14	24	30	65.5	BCK25	0.10
-45	ACK2	ACK2	14	24	45	75.5	BCK25	0.15
ACK3-ACK3-30	ACK3	ACK3	18	31	30	70	BCK32	0.17
-45	ACK3	ACK3	18	31	45	85	BCK32	0.25
ACK4-ACK4-45	ACK4	ACK4	22	39	45	92	BCK41	0.40
-60	ACK4	ACK4	22	39	60	107	BCK41	0.53
ACK5-ACK5-60	ACK5	ACK5	28	50	60	117	BCK53	0.88
-90	ACK5	ACK5	28	50	90	147	BCK53	1.30
ACK6-ACK6-60	ACK6	ACK6	36	64	60	131	BCK68/BCK100	1.38
-100	ACK6	ACK6	36	64	100	171	BCK68/BCK100	2.30

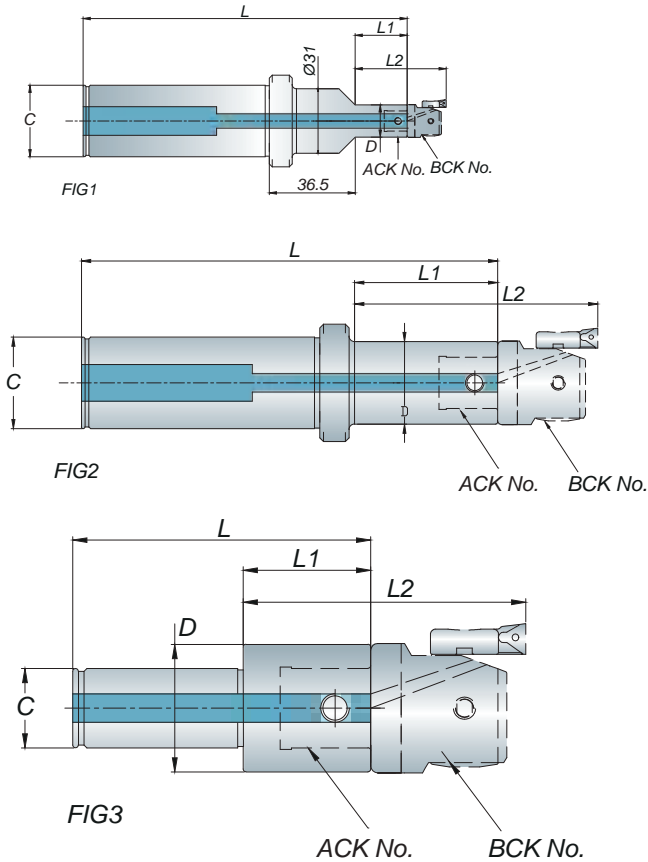
Unit: mm

BT / NT  
series

# ADAPTER

## ACK Straight Shank Adapter + BCK Micro Boring Head

ACK 延長接桿 + BCK 精搪頭



### Features

- Coolant through design
- Notice: The possible vibration will be exist when the L/D1 rate is rising.
- 中心出水設計
- 請注意：當 L 除以 D1 的比率增加，可能會有震刀的情況產生

型號 Model No.	FIG.	C	ACK No.	D	L	L1	L2	BCK No.	Weight (kg)
C32 ACK1-50	1	32	ACK1	19	157	50.5	83	BCK20	0.80
ACK2-70	2	32	ACK2	24	152.5	70.5	106	BCK25	0.80
ACK3-90	2	32	ACK3	31	149	90	130	BCK32	0.90
ACK4-85	3	32	ACK4	39	138	85	132	BCK41	1.00
ACK5-75	3	32	ACK5	50	128	75	132	BCK53	1.00
ACK6-60	3	32	ACK6	64	139	60	131	BCK68/BCK100	1.60
C42 ACK1-50	1	42	ACK1	19	157	50.5	83	BCK20	1.10
ACK2-70	2	42	ACK2	24	152.5	70.5	106	BCK25	1.10
ACK3-90	2	42	ACK3	31	149	90	130	BCK32	1.20
ACK4-85	3	42	ACK4	39	138	85	132	BCK41	1.30
ACK5-75	3	42	ACK5	50	128	75	132	BCK53	1.40
ACK6-60	3	42	ACK6	64	139	60	131	BCK68/BCK100	1.90

Unit: mm



P79-BCK Cutter

# Large Micro Boring System

大孔徑精搪系列 Ø200~Ø620mm

# BCK

BT / NT  
series

ZBCK Type



BCK Type



## Boring Holder

大孔徑搪刀桿

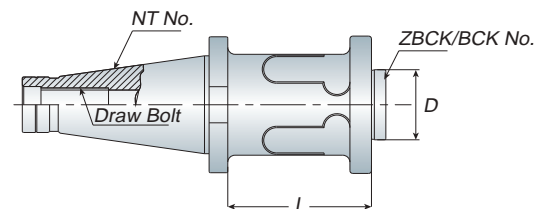
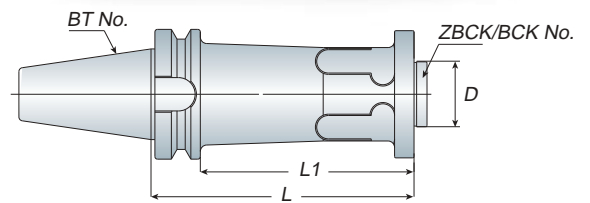


型號 Model No.	D	L	L1	適用刀頭 ZBCK/BCK No.	Weight (kg)
BT50 BST100	50	100	62	ZBCK200 ZBCK270 ZBCK340 ZBCK410 ZBCK480 ZBCK550 BCK200 BCK300 BCK400 BCK500	5.00
BST125	50	125	87		5.30
BST150	50	150	112		6.70
BST175	50	175	137		7.30
BST200	50	200	162		7.60
BST225	50	225	187		8.30
BST250	50	250	212		9.50
BST275	50	275	237		9.90
BST300	50	300	262		10.80
BST350	50	350	312		13.50
BST400	50	400	362		15.80

Unit: mm

型號 Model No.	D	L	適用刀頭 ZBCK/BCK No.	內孔牙 Draw Bolt	Weight (kg)
NT50 BST100	50	100	ZBCK200 ZBCK270 ZBCK340 ZBCK410 ZBCK480 ZBCK550 BCK200 BCK300 BCK400 BCK500	1"-8 M24x3.0P	4.80
BST125	50	125			5.10
BST150	50	150			6.50
BST175	50	175			6.80
BST200	50	200			7.30
BST225	50	225			7.90
BST250	50	250			8.70
BST275	50	275			9.00
BST300	50	300			9.90
BST350	50	350			12.60
BST400	50	400			13.50

Unit: mm



P87-ZBCK Cutter

P87-BCK Cutter

BT / NT  
series

ZBCK

## Large Micro Boring Head

大孔徑排齒式可調精搪刀頭



型號 Model No.	搪孔範圍 Boring Range	適用刀桿 BST Holder	L	連接盤 Connector	橫向滑板 Extension Slide	微調滑塊 Finish Slide	平衡塊 Balance Block	精搪頭 Micro Boring Head	刀片 Inserts
ZBCK200 (8.55kgs)	200~270	BST	135	CL180 (3.2kgs)	ES200-270 (3.2kgs)	ZFS200-620 2PCS/SET 2個1組 (1.3kgs)	BS41 (0.45kgs)	BCK41 (0.4kgs)	TC..1102
ZBCK270 (9.45kgs)	270~340				ES270-340 (4.1kgs)				
ZBCK340 (9.65kgs)	340~410				ES340-410 (4.3kgs)				
ZBCK410 (10.25kgs)	410~480				ES410-480 (4.9kgs)				
ZBCK480 (10.95kgs)	480~550				ES480-550 (5.6kgs)				
ZBCK550 (13.65kgs)	550~620	CL220 (4.8kgs)	ES550-620 (6.7kgs)						

Unit: mm

BCK

## Large Micro Boring Head

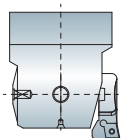
大孔徑精搪刀頭



型號 Model No.	搪孔範圍 Boring Range	適用刀桿 Holder	L	橫向滑板 Extension Slide	微調滑塊 Finish Slide	平衡塊 Balance Block	精搪頭 Micro Boring Head	刀片 Inserts
BCK200 (5.75kgs)	200~300	BST	106.5	ES-BCK200 (2.7kgs)	FS200-600 2PCS/SET 2個1組 (2.2kgs)	BS41 (0.45kgs)	BCK41 (0.4kgs)	TC..1102
BCK300 (7.85kgs)	300~400			ES-BCK300 (4.8kgs)				
BCK400 (8.75kgs)	400~500			ES-BCK400 (5.7kgs)				
BCK500 (10.05kgs)	500~600			ES-BCK500 (7.0kgs)				

Unit: mm

- To use with H#-2&3 insert holder could extend the boring range.
- 使用 H#-2&3 刀片座，可擴大加工範圍



標準配件  
BCKH4-1

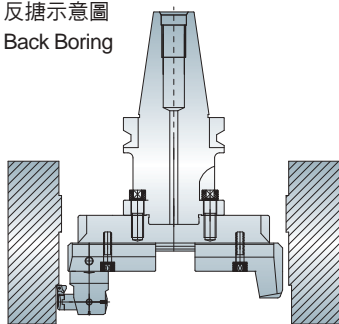


另購品  
BCKH4-2  
+Ø9


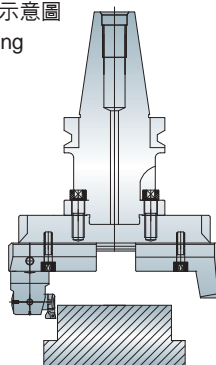


另購品  
BCKH4-3  
+Ø11

反搪示意圖  
Back Boring



外搪示意圖  
Turning



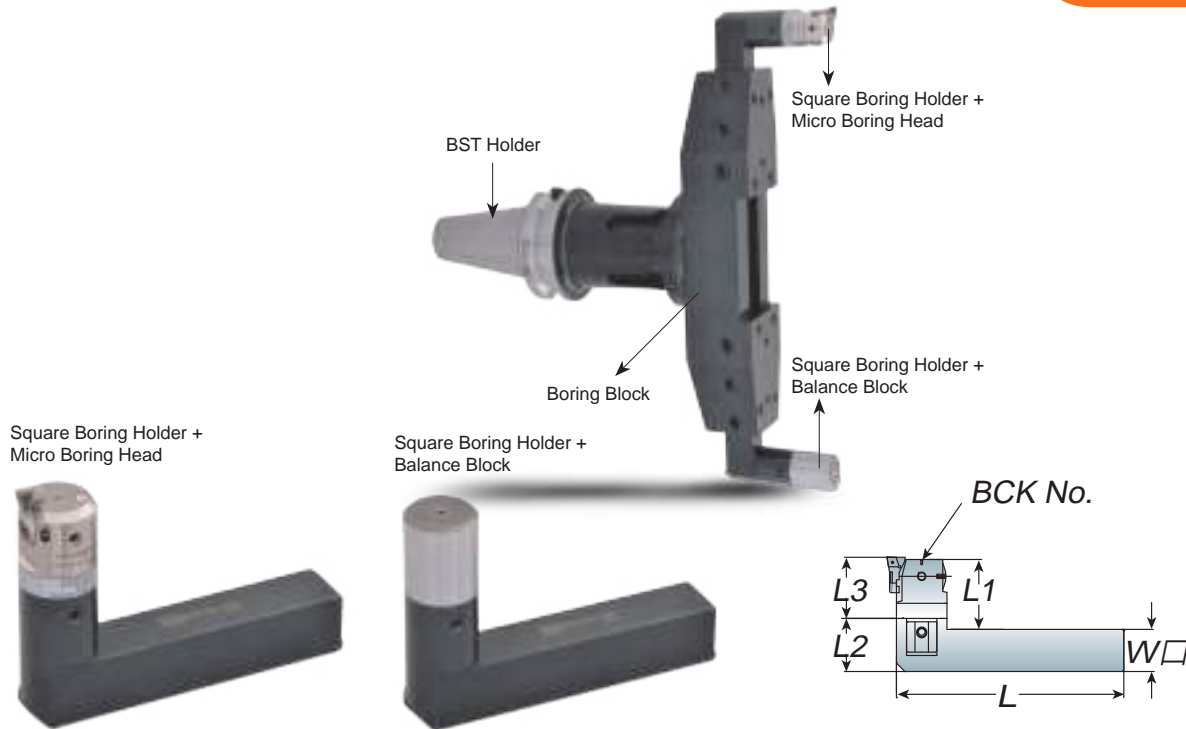
P86-BST Holder

# Square Boring Holder

方型精搪刀桿

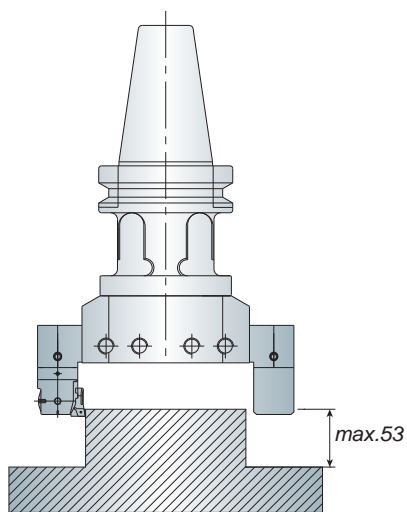
# BCK

BT / NT  
series

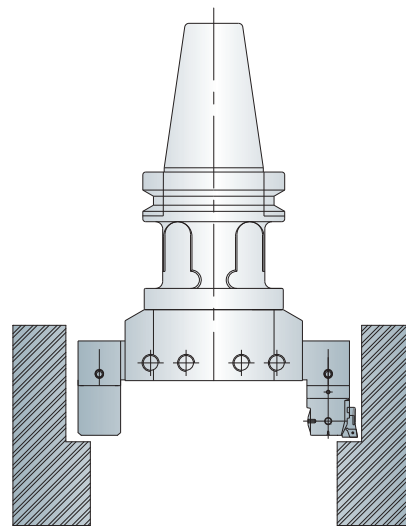


Model No.	L	L1	L2	L3	W □	Micro Boring Head	Balance Block	Inserts
S19-BCK25-135	135	51	34.5	35.5	19	BCK25	BS25	TP..0802..
S25-BCK25-135	135	45	34.5	35.5	25	BCK25	BS25	
S25-BCK32-135	135	71.5	56.5	40	25	BCK32	BS32	

Unit: mm



Turning  
旋削外徑

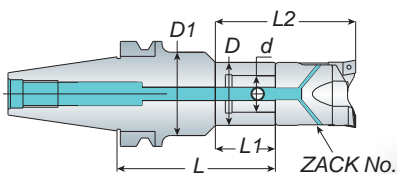
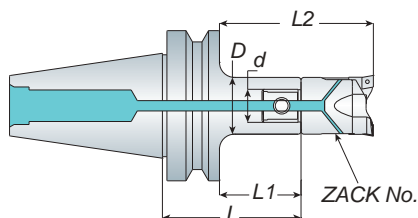


Turning  
旋削內徑



P86-BST Holder P115-BST Boring Block

- Need to use with BST Boring Holder and Block together
- 需配合 BST 刀桿與刀盤做使用
- Micro Boring Head and Balance Block must be ordered separately
- 精搪頭與平衡塊為另購品



## Features

- ZACK20 ~ ZACK90 boring range is from 20mm ~ 120mm.
- The ACK holder is coolant type.
- The cutter and insert must be ordered separately.
- ZACK20 ~ ZACK90 其搪孔範圍為：20mm ~ 120mm
- 標準刀桿皆有中心出水功能
- 搪頭和刀片為另購品



P91-ZACK Cutter

P92-Adapter

Model No.	FIG.	D	D1	d	L	L1	L2	ZACK No.	Boring Range	Weight (kg)
BT30 ACK1-070	2	19	31	11	70	40	78	ZACK20	20~26	0.60
ACK2-040/080	1	24	-	14	40/80	18/58	63/103	ZACK25	25~33	0.40/0.70
ACK3-040/075	1	31	-	18	40/75	18/53	68/103	ZACK32	32~42	0.70/0.90
ACK4-040/075	1	39	-	22	40/75	18/53	83/118	ZACK41	41~54	0.90/1.20
ACK5-065	1	50	-	28	65	43	113	ZACK53	53~70	1.90
ACK6-065	1	64	-	36	65	43	123/133	ZACK68 ZACK90	68~90 90~120	1.00
BT40 ACK1-060/080	1	19	-	11	60/80	33/53	71/91	ZACK20	20~26	1.10/1.20
-120/170	2	19	40	11	120/170	40	78	ZACK20		1.30/1.60
ACK2-060/080	1	24	-	14	60/80	33/53	78/98			1.20/1.20
-100/120	1	24	-	14	100/120	73/93	118/138	ZACK25	25~33	1.30/1.40
-125/175	2	24	45	14	125/175	53	98			1.45/1.90
ACK3-060/080	1	31	-	18	60/80	33/53	83/103			1.20/1.20
-100/120	1	31	-	18	100/120	73/93	123/143	ZACK32	32~42	1.30/1.50
-150/200	2	31	50	18	150/200	58	108			1.80/2.30
ACK4-080/100	1	39	-	22	80/100	53/73	118/138			1.40/1.60
-125	1	39	-	22	125	98	163	ZACK41	41~54	1.80
-145/195	2	39	50	22	145/195	56	121			1.90/2.10
ACK5-080/100	1	50	-	28	80/100	53/73	123/143			1.60/2.00
-135	1	50	-	28	135	108	178	ZACK53	53~70	2.50
ACK6-055	1	64	-	36	55	28	108/118	ZACK68 ZACK90	68~90 90~120	1.40
BT50 ACK1-100/125	1	19	-	11	100/125	62/87	100/125	ZACK20	20~26	3.90/4.10
-170/220	2	19	40	11	170/220	40	78	ZACK20		4.50/4.90
ACK2-090/125	1	24	-	14	90/125	52/87	97/132	ZACK25	25~33	4.00/4.10
-175/225	2	24	45	14	175/225	65	110	ZACK25		4.55/4.95
ACK3-090/125	1	31	-	18	90/125	52/87	102/137	ZACK32	32~42	4.00/4.30
-200/240	2	31	50	18	200/240	80	130	ZACK32		4.95/5.30
ACK4-115/175	1	39	-	22	115/175	77/137	142/202	ZACK41	41~54	4.40/5.00
-195/235	2	39	50	22	195/235	80	145	ZACK41		5.20/5.60
ACK5-090/135	1	50	-	28	90/135	52/97	122/170	ZACK53	53~70	4.20/5.20
-195	1	50	-	28	195	157	227	ZACK53		6.10
ACK6-110	1	64	-	36	110	72	152/162			4.90
-170	1	64	-	36	170	132	212/222			6.10
-215	1	64	-	36	215	177	257/267	ZACK68	68~90	7.50
-255	1	64	-	36	255	217	297/307	ZACK90	90~120	9.00
-300	1	64	-	36	300	262	342/352			9.60
-350	1	64	-	36	350	312	392/402			11.50

Unit:mm

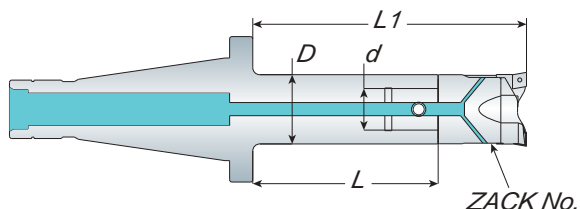
# Boring System

## ACK Boring Holder + ZACK Boring Head

ACK 搪孔刀桿 + ZACK 搪頭

# ZACK

## BT / NT series



### Features

- ZACK20~ ZACK90 boring range is from 20mm ~ 120mm.
- The ACK holder is coolant type.
- The cutter and insert must be ordered separately.
- ZACK20 ~ ZACK90 其搪孔範圍為：20mm ~ 120mm
- 標準刀桿皆有中心出水功能
- 搪頭和刀片為另購品



P91-ZACK Cutter

P92-Adapter

Model No.	D	d	L	L1	ZACK No.	Boring Range	Draw Bolt	Weight (kg)
NT40 ACK1-060/080	19	11	60/80	98/118	ZACK20	20~26	5/8"-11 M16x2.0P	0.80/1.00
ACK2-060/080	24	14	60/80	105/125	ZACK25	25~33		1.00/1.10
-100/120	24	14	100/120	145/165				1.20/1.30
ACK3-060/080	31	18	60/80	110/130	ZACK32	32~42		1.10/1.30
-100/120	31	18	100/120	150/170				1.40/1.50
ACK4-080/100	39	22	80/100	145/165	ZACK41	41~54		1.50/1.70
-125	39	22	125	190				1.90
ACK5-080/100	50	28	80/100	150/170	ZACK53	53~70		2.00/2.40
-135	50	28	135	205				2.80
ACK6-055	64	36	55	135	ZACK68 ZACK90	68~90 90~120		1.60
NT50 ACK2-090/125	24	14	90/125	135/170	ZACK25	25~33	1"-8 M24x3.0P	3.30/4.00
ACK3-090/125	31	18	90/125	140/175	ZACK32	32~42		3.40/4.00
ACK4-115/175	39	22	115/175	180/240	ZACK41	41~54		3.60/4.20
ACK5-090/135	50	28	90/135	160/205	ZACK53	53~70		3.90/4.50
-195	50	28	195	265				5.40
ACK6-110	64	36	110	190/200	ZACK68 ZACK90	68~90 90~120		4.40
-170	64	36	170	250/260			5.70	
-215	64	36	215	295/305			7.20	
-255	64	36	255	335/345			7.60	


Unit:mm

BT / NT  
series

ZACK

# Adjustable Balance Cutter

排齒式可調粗搪刀頭 Ø 20 ~ Ø120mm



型號 Model No.	搪孔範圍 Boring Range	d	D	L	適用刀桿 Tool Holder	刀片 Inserts	Weight (kg)
ZACK20	20~26	11	19	38	ACK1	CC..060208	0.13
ZACK25	25~33	14	24	45	ACK2	CC..060208	0.25
ZACK32	32~42	18	31	50	ACK3	CC..060208	0.30
ZACK41	41~54	22	39	65	ACK4	CC..09T308	0.56
ZACK53	53~70	28	50	70	ACK5	CC..09T308	0.98
ZACK68	68~90	36	64	80	ACK6	CC..120408	1.90
ZACK90	90~120	36	64	90	ACK6	CC..120408	2.80

Unit:mm

## TIPS

## Insert For ZACK Adjustable Balance Cutter

刀片 - ZACK 粗搪刀頭適用



- ZACK 20~90: Coolant type boring head
- ZACK 20~90: 為出水型搪頭

### Features

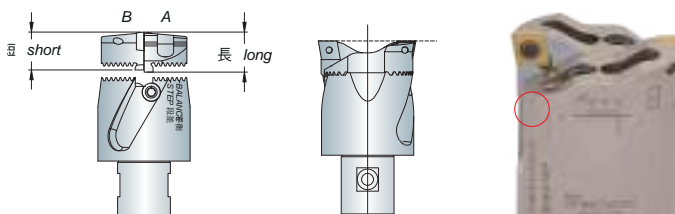
- Serrated design make good rigidity and suit for heavy cutting.
- Easy and speedy to adjust diameter smoothly by only 1 wrench
- Suitable for both of balanced cutting and stepped cutting
- For working material, the inserts divides the most common used 3 types: 1. IRON: KC850, 2. CAST IRON: KC5010, 3. ALUM: KC313.
- When ordering, please specify the material code. For example: CCMT 060208 KC850
- 排齒式設計具高剛性並適合重切削
- 一支扳手即可輕易快速的做直徑調整
- 適合平衡式與段差式兩種切削方式
- 依加工材質，刀片可區分為三種：1. 鐵：KC850，2. 鑄鐵：KC5010，3. 鋁：KC313
- 訂購時，請註明材質編號 例：CCMT 060208 KC850



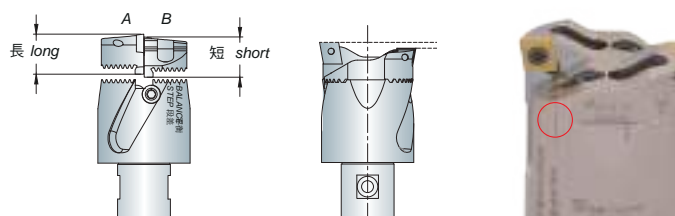
### CCMT

ACK Cutter No.	Insert	Screw	Wrench
ZACK20 / ZACK25 / ZACK32	CC.. 060208	MS2506A	T9
ZACK41 / ZACK53	CC.. 09T308	MS4011A	T15
ZACK68 / ZACK90	CC.. 120408	MS5011A	T20

Balanced Cutting 平衡式切削 Make sure to align the ling to "BALANCE" mark  
確認線條對齊「平衡」字樣上的線條



Stepped Cutting 段差式切削 Make sure to align the ling to "STEP" mark  
確認線條對齊「段差」字樣上的線條



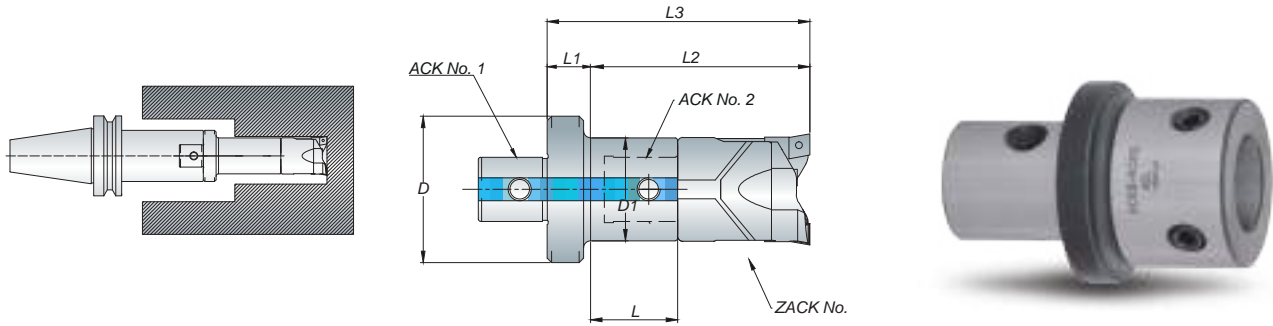


# ACK Stepped Adapter + ZACK Boring Head

ACK 縮徑接桿 + ZACK 粗搪頭

# ADAPTER

BT / NT  
series



## Features

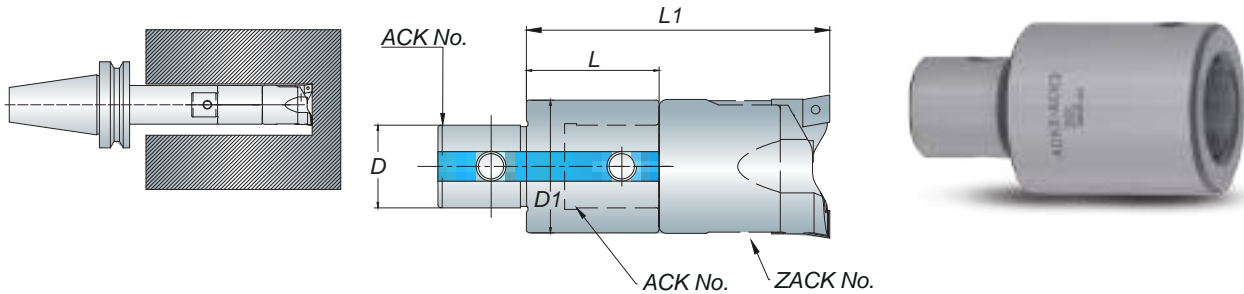
- Coolant through design L2 (Effective Boring Depth)& L3 are numerical reference when boring head is mounted.
- 中心出水設計 L2(有效加工深) & L3 為裝上搪頭之參考值



P91-ZACK Cutter

型號 Model No.	ACK No.1	ACK No.2	D	D1	L	L1	L2	L3	ZACK No.	Weight (kg)
ACK2-ACK1-22	ACK2	ACK1	24	19	22.5	13.5	60.5	74	ZACK20	0.10
ACK3-ACK1-27	ACK3	ACK1	31	19	27.5	13	65.5	78.5	ZACK20	0.14
-ACK2-24	ACK3	ACK2	31	24	24.5	10	69.5	79.5	ZACK25	0.16
ACK4-ACK1-42	ACK4	ACK1	39	19	42.5	15	80.5	95.5	ZACK20	0.25
-ACK2-39	ACK4	ACK2	39	24	39.5	12	84.5	96.5	ZACK25	0.28
-ACK3-35	ACK4	ACK3	39	31	35	12	85	97	ZACK32	0.32
ACK5-ACK1-37	ACK5	ACK1	50	19	37.5	20	75.5	95.5	ZACK20	0.38
-ACK2-34	ACK5	ACK2	50	24	34.5	17	79.5	96.5	ZACK25	0.40
-64	ACK5	ACK2	50	24	64.5	17	109.5	126.5	ZACK25	0.51
-ACK3-30	ACK5	ACK3	50	31	30	17	80	97	ZACK32	0.54
-60	ACK5	ACK3	50	31	60	17	110	127	ZACK32	0.64
-ACK4-23	ACK5	ACK4	50	39	23	17	88	105	ZACK41	0.47
-53	ACK5	ACK4	50	39	53	17	118	135	ZACK41	0.82
ACK6-ACK1-32	ACK6	ACK1	64	19	32.5	34	70.5	104.5	ZACK20	0.84
-ACK2-44	ACK6	ACK2	64	24	44.5	16	89.5	105.5	ZACK25	0.70
-79	ACK6	ACK2	64	24	79.5	16	124.5	140.5	ZACK25	1.00
-ACK3-40	ACK6	ACK3	64	31	40	16	90	106	ZACK32	0.75
-75	ACK6	ACK3	64	31	75	16	125	141	ZACK32	1.12
-ACK4-33	ACK6	ACK4	64	39	33	16	98	114	ZACK41	0.80
-68	ACK6	ACK4	64	39	68	16	133	149	ZACK41	1.30
-ACK5-23	ACK6	ACK5	64	50	23	16	93	109	ZACK53	0.90
-58	ACK6	ACK5	64	50	58	16	128	144	ZACK53	1.30

Unit: mm



### Features

- Coolant through design
- Notice: The possible vibration will be exist when the L/D1 rate is rising.
- 中心出水設計
- 請注意：當 L 除以 D1 的比率增加，可能會有震刀的情況產生

型號 Model No.	ACK No.1	ACK No.2	D	D1	L	L1	ZACK No.	Weight (kg)
ACK1-ACK1-20	ACK1	ACK1	11	19	20	58	ZACK20	0.05
-30	ACK1	ACK1	11	19	30	68	ZACK20	0.07
ACK2-ACK2-30	ACK2	ACK2	14	24	30	75	ZACK25	0.10
-45	ACK2	ACK2	14	24	45	90	ZACK25	0.15
ACK3-ACK3-30	ACK3	ACK3	18	31	30	80	ZACK32	0.17
-45	ACK3	ACK3	18	31	45	95	ZACK32	0.25
ACK4-ACK4-45	ACK4	ACK4	22	39	45	110	ZACK41	0.40
-60	ACK4	ACK4	22	39	60	125	ZACK41	0.53
ACK5-ACK5-60	ACK5	ACK5	28	50	60	130	ZACK53	0.88
-90	ACK5	ACK5	28	50	90	60	ZACK53	1.30
ACK6-ACK6-60	ACK6	ACK6	36	64	60	140/150	ZACK68/ZACK100	1.38
-100	ACK6	ACK6	36	64	100	180/190	ZACK68/ZACK100	2.30

Unit: mm



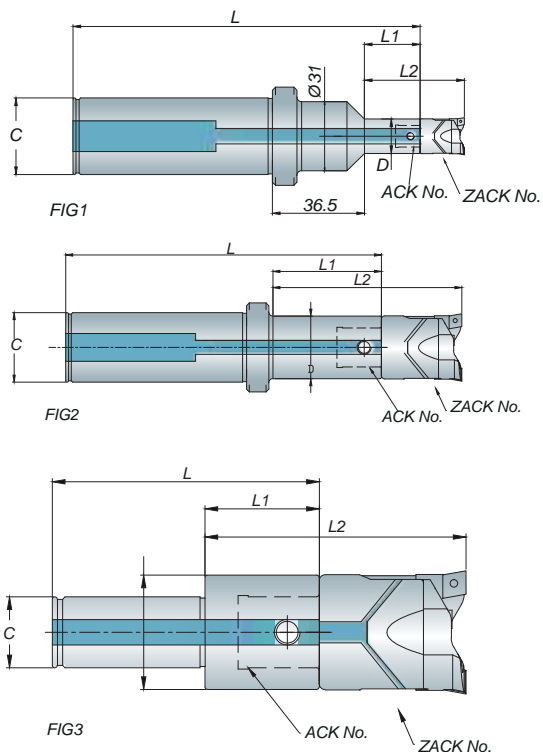
P91-ZACK Cutter

# ACK Straight Shank Adapter + ZACK Boring Head

ACK 直柄接桿 + ZACK 粗搪頭

# ADAPTER

BT / NT  
series



## Features

- Coolant through design
- Notice: The possible vibration will be exist when the L/D1 rate is rising.
- 中心出水設計
- 請注意：當 L 除以 D1 的比率增加，可能會有震刀的情況產生

型號									
C32 ACK1-50	1	32	ACK1	19	157	40.5	78.5	ZACK20	0.70
ACK2-70	2	32	ACK2	24	152.5	64.5	109.5	ZACK25	0.70
ACK3-90	2	32	ACK3	31	149	60	110	ZACK32	0.80
ACK4-85	3	32	ACK4	39	138	58	123	ZACK41	0.90
ACK5-75	3	32	ACK5	50	128	48	118	ZACK53	0.90
ACK6-60	3	32	ACK6	64	139	59	139/149	ZACK68/ZACK90	1.50
C42 ACK1-50	1	42	ACK1	19	157	40.5	79.5	ZACK20	1.00
ACK2-70	2	42	ACK2	24	152.5	64.5	109.5	ZACK25	1.00
ACK3-90	2	42	ACK3	31	149	60	110	ZACK32	1.10
ACK4-85	3	42	ACK4	39	138	58	123	ZACK41	1.20
ACK5-75	3	42	ACK5	50	128	48	118	ZACK53	1.30
ACK6-60	3	42	ACK6	64	139	59	139/149	ZACK68/ZACK90	1.80

Unit: mm



P91-ZACK Cutter

Ø120~Ø200mm

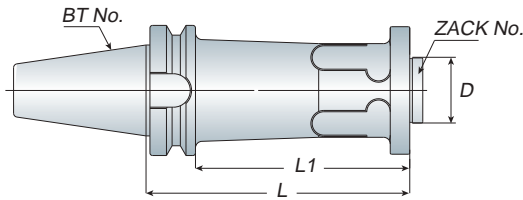


Ø200~Ø620mm



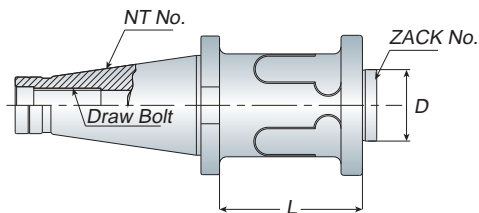
Boring Holder

大孔徑搪刀桿



Model No.	D	L	L1	ZACK No.	Weight (kg)
BT50 BST100	50	100	62		5.00
BST125	50	125	87		5.30
BST150	50	150	112		6.70
BST175	50	175	137	ZACK120	7.30
BST200	50	200	162	ZACK160	7.60
BST225	50	225	187	ZACK200	8.30
BST250	50	250	212	ZACK270	9.50
BST275	50	275	237	ZACK340	9.90
BST300	50	300	262	ZACK410	10.80
BST350	50	350	312	ZACK480	13.50
BST400	50	400	362	ZACK550	15.80

Unit:mm



Model No.	D	L	ZACK No.	Draw Bolt	Weight (kg)
NT50 BST100	50	100			4.80
BST125	50	125			5.10
BST150	50	150			6.50
BST175	50	175	ZACK120		6.80
BST200	50	200	ZACK160		7.30
BST225	50	225	ZACK200		7.90
BST250	50	250	ZACK270	1"-8	8.70
BST275	50	275	ZACK340	M24x3.0P	9.00
BST300	50	300	ZACK410		9.90
BST350	50	350	ZACK480		12.60
BST400	50	400	ZACK550		13.50

Unit:mm



# Adjustable Balance Cutter

大孔徑排齒式可調粗搪刀頭

# ZACK

BT / NT  
series



ZACK120~160



ZACK200~550"

## Features

- Serrated design make good rigidity and suit for heavy cutting.
- Easy and speedy to adjust diameter smoothly by only 1 wrench
- Suitable for both of balanced cutting and stepped cutting
- 排齒式設計具高剛性並適合重切削
- 一支扳手即可輕易快速的做直徑調整
- 適合平衡式與段差式兩種切削方式



P95-BST Holder

型號 Model No.	搪孔範圍 Boring Range	適用刀桿 Holder	L	連接盤 Connector	橫向滑塊 Extension Slide	刀片座 Insert Holder	刀片 Inserts
ZACK120 (4.0kgs)	120~160	BST	95	-	-	-	ZAK200-620 2PCS/SET 2個1組 (1.4kgs)
ZACK160 (5.2kgs)	160~200			-	-	-	
ZACK200 (7.8kgs)	200~270			CL180 (3.2kgs)	ES200-270 (3.2kgs)	ZAK200-620 2PCS/SET 2個1組 (1.4kgs)	
ZACK270 (8.7kgs)	270~340				ES270-340 (4.1kgs)		
ZACK340 (8.9kgs)	340~410				ES340-410 (4.3kgs)		
ZACK410 (9.5kgs)	410~480				ES410-480 (4.9kgs)		
ZACK480 (10.2kgs)	480~550				ES480-550 (5.6kgs)		
ZACK550 (12.9kgs)	550~620			CL220 (4.8kgs)	ES550-620 (6.7kgs)		

Unit:mm

## Insert For ZACK Adjustable Balance Cutter

刀片 - ZACK 粗搪刀頭適用

## TIPS

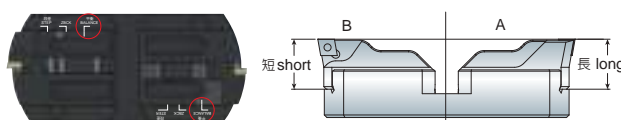


- For working material, the inserts divides the most common used 3 types: 1. IRON: KC850, 2. CAST IRON: KC5010, 3. ALUM: KC313.
- When ordering, please specify the material code. For example: CCMT 120408 KC850
- 依加工材質，刀片可區分為三種：  
1. 鐵：KC850，2. 鑄鐵：KC5010，3. 鋁：KC313
- 訂購時，請註明材質編號  
例：CCMT 120408 KC850

## CCMT

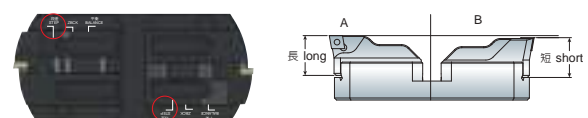
ACK Cutter No.	Insert	Screw	Wrench
ZACK120 / ZACK160 / ZACK200 / ZACK270 / ZACK340 / ZACK410 / ZACK480 / ZACK550	CC.. 120408	MS5011A	T20

### Balanced Cutting 平衡式切削

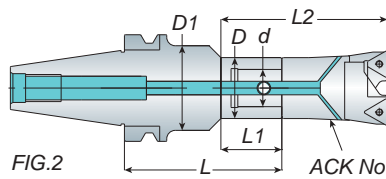
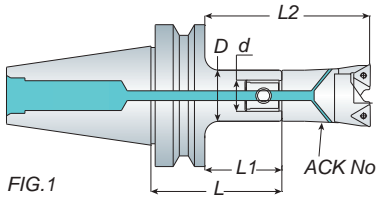


Make sure to align the line to "BALANCE" mark  
確認線條對齊 "平衡" 字樣上的線條

### Stepped Cutting 段差式切削



Make sure to align the line to "STEP" mark  
確認線條對齊 "段差" 字樣上的線條



## Features

- ACK19 ~ ACK90 boring range is from 19mm ~ 122mm.
- The ACK holder is coolant type
- The cutter and insert must be ordered separately.
- ACK19 ~ ACK90 其搪孔範圍為：19mm ~ 122mm
- 標準刀桿皆有中心出水功能
- 搪頭和刀片為另購品



Model No.	FIG.	D	D1	d	L	L1	L2	ACK No.	Boring Range	Weight (kg)
BT30 ACK1-070	2	19	31	11	70	40	78	ACK19	19~25	0.60
ACK2-040/080	1	24	-	14	40/80	18/58	63/103	ACK25	25~33	0.40/0.70
ACK3-040/075	1	31	-	18	40/75	18/53	68/103	ACK32	32~42	0.70/0.90
ACK4-040/075	1	39	-	22	40/75	18/53	83/118	ACK40	40~55	0.90/1.20
ACK5-065	1	50	-	28	65	43	113	ACK52	52~70	1.90
ACK6-065	1	64	-	36	65	43	123 133	ACK68 ACK90	68~92 90~122	1.00
BT40 ACK1-060/080	1	19	-	11	60/80	33/53	71/91	ACK19	19~25	1.10/1.20
-120/170	2	19	40	11	120/170	40	78			1.30/1.6
ACK2-060/080	1	24	-	14	60/80	33/53	78/98	ACK25	25~33	1.20/1.20
-100/120	1	24	-	14	100/120	73/93	118/138			1.30/1.40
-125/175	2	24	45	14	125/175	53	98			1.45/1.90
ACK3-060/080	1	31	-	18	60/80	33/53	83/103	ACK32	32~42	1.20/1.20
-100/120	1	31	-	18	100/120	73/93	123/143			1.30/1.50
-150/200	2	31	50	18	150/200	58	108			1.80/2.30
ACK4-080/100	1	39	-	22	80/100	53/73	118/138	ACK40	40~55	1.40/1.60
-125	1	39	-	22	125	98	163			1.80
-145/195	2	39	50	22	145/195	56	121			1.90/2.10
ACK5-080/100	1	50	-	28	80/100	53/73	123/143	ACK52	52~70	1.60/2.00
-135	1	50	-	28	135	108	178			2.50
ACK6-055	1	64	-	36	55	28	108 118	ACK68 ACK90	68~92 90~122	1.40
BT50 ACK1-100/125	1	19	-	11	100/125	62/87	100/125	ACK19	19~25	3.90/4.10
-170/220	2	19	40	11	170/220	40	78			4.50/4.90
ACK2-090/125	1	24	-	14	90/125	52/87	97/132	ACK25	25~33	4.00/4.10
-175/225	2	24	45	14	175/225	65	110			4.55/4.95
ACK3-090/125	1	31	-	18	90/125	52/87	102/137	ACK32	32~42	4.00/4.30
-200/240	2	31	50	18	200/240	80	130			4.95/5.30
ACK4-115/175	1	39	-	22	115/175	77/137	142/202	ACK40	40~55	4.40/5.00
-195/235	2	39	50	22	195/235	80	145			5.20/5.60
ACK5-090/135	1	50	-	28	90/135	52/97	122/167	ACK52	52~70	4.20/5.20
-195	1	50	-	28	195	157	227			6.10
ACK6-110	1	64	-	36	110	72	152 162	ACK68 ACK90	68~92 90~122	4.90
-170	1	64	-	36	170	132	212 222			6.10
-215	1	64	-	36	215	177	257 267			7.50
-255	1	64	-	36	255	217	297 307			9.00
-300	1	64	-	36	300	262	342 352			9.60
-350	1	64	-	36	350	312	392 402			11.50

Unit:mm

# Boring System

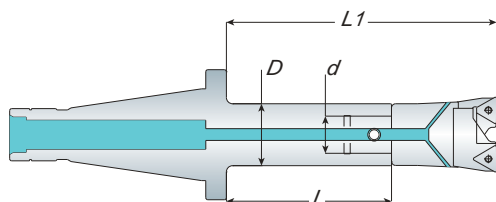
## ACK Boring Holder + ACK Boring Head

ACK 搪孔刀桿 + ACK 搪頭

# ACK

# BT / NT

series



### Features

- ACK19 ~ ACK90 boring range is from 19mm ~ 122mm.
- The ACK holder is coolant type
- The cutter and insert must be ordered separately.
- ACK19 ~ ACK90 其搪孔範圍為：19mm ~ 122mm
- 標準刀桿皆有中心出水功能
- 搪頭和刀片為另購品



P99- ACK Cutter


P100 - Adapter

Model No.	D	d	L	L1	ACK No.	Boring Range	Draw Bolt	Weight (kg)
NT40 ACK1-060/080	19	11	60/80	98/118	ACK19	19~25	5/8"-11 M16x2.0P	0.80/1.00
ACK2-060/080	24	14	60/80	105/125	ACK25	25~33		1.00/1.10
-100/120	24	14	100/120	145/165				1.20/1.30
ACK3-060/080	31	18	60/80	110/130	ACK32	32~42		1.10/1.30
-100/120	31	18	100/120	150/170				1.40/1.50
ACK4-080/100	39	22	80/100	145/165	ACK40	40~55		1.50/1.70
-125	39	22	125	190				1.90
ACK5-080/100	50	28	80/100	150/170	ACK52	52~70		2.00/2.40
-135	50	28	135	205				2.80
ACK6-055	64	36	55	135 145	ACK68 ACK90	68~92 90~122		1.60
NT50 ACK2-090/125	24	14	90/125	135/170	ACK25	25~33	1"-8 M24x3.0P	3.30/4.00
ACK3-090/125	31	18	90/125	140/175	ACK32	32~42		3.40/4.00
ACK4-115/175	39	22	115/175	180/240	ACK40	40~55		3.60/4.20
ACK5-090/135	50	28	90/135	160/205	ACK52	52~70		3.90/4.50
-195	50	28	195	265	ACK52			5.40
ACK6-110	64	36	110	190 200	ACK68 ACK90	68~92 90~122		4.40
-170	64	36	170	250 260				5.70
-215	64	36	215	295 305				7.20
-255	64	36	255	335 345				7.60

Unit:mm

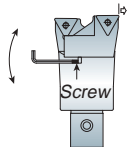
# Adjustable Balance Cutter

雙刃粗搪刀頭 Ø19 ~ Ø122mm



ACK19 ~ ACK90: 為出水型搪頭  
ACK19 ~ ACK90: Coolant type boring head.

- 旋轉兩顆螺絲，即可調整搪孔尺寸  
Adjust screws that can set the boring range.



型號 Model No.	搪孔範圍 Boring Range		d	D	L	適用刀桿 Tool Holder	Weight (kg)
	Min.	Max.					
ACK19-C	19	25	11	18	38	ACK1	0.10
ACK25-C	25	33	14	20	45	ACK2	0.20
ACK32-C	32	42	18	28	50	ACK3	0.30
ACK32-T	32	42	18	28	50	ACK3	0.30
ACK40-C	40	55	22	36	65	ACK4	0.50
ACK40-T	40	55	22	36	65	ACK4	0.50
ACK52-C	52	70	28	48	70	ACK5	0.90
ACK52-T	52	70	28	48	70	ACK5	0.90
ACK68-C	68	92	36	60	80	ACK6	1.80
ACK68-T	68	92	36	60	80	ACK6	1.80
ACK90-C	90	122	36	60	90	ACK6	2.60
ACK90-T	90	122	36	60	90	ACK6	2.60

Unit: mm

- When ordering, please specify the cutter with AA or AB type.  
For example: ACK68 (AA-C)
- 請於訂購時，確認刀高為 AA 或 AB 型。例：ACK68 (AA-C)

## Features

- AA type (FIG.1) - 兩刃同高：用於盲孔  
AA type (FIG.1) - Standard type = Use the blind hole
- AB type (FIG.2) - 兩刃不同高：用於通孔  
AB type (FIG.2) - Stepped type = Use the through hole

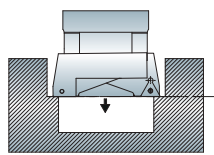


FIG.1

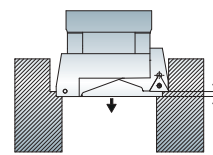
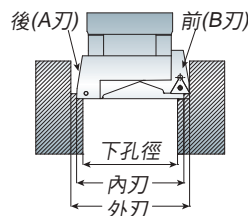


FIG.2



2 段平衡式切削：

將刀片座分為一前 (B 刃) 一後 (A 刃)，使  
AB Type 將比 AA Type 增加 2 倍的切削力  
Stepped cutting:

AB Type will be approx double removal than  
AA Type.

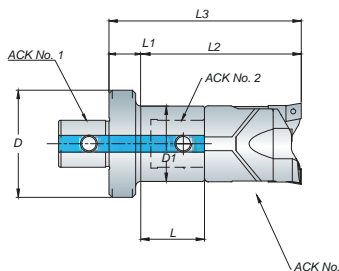
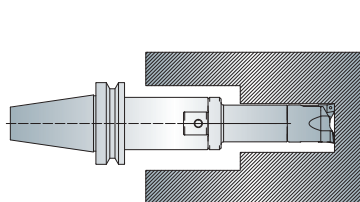


# ACK Stepped Adapter + ACK Boring Head

ACK 縮徑接桿 + ACK 粗搪頭

# ADAPTER

BT / NT  
series



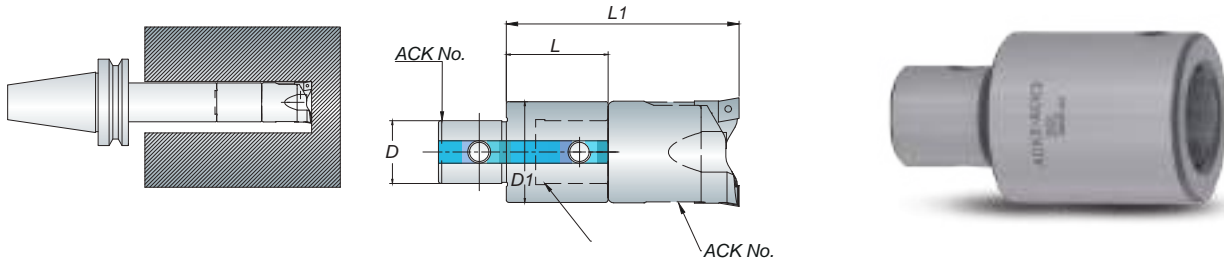
## Features

- Coolant through design
- L2 (Effective Boring Depth) & L3 are numerical reference when boring head is mounted.
- 中心出水設計
- L2(有效加工深) & L3 為裝上搪頭之參考值



型號 Model No.	ACK No.1	ACK No.2	D	D1	L	L1	L2	L3	ACK No.	Weight (kg)
ACK2-ACK1-22	ACK2	ACK1	24	19	22.5	13.5	60.5	74	ACK19	0.10
ACK3-ACK1-27	ACK3	ACK1	31	19	27.5	13	65.5	78.5	ACK19	0.14
-ACK2-24	ACK3	ACK2	31	24	24.5	10	69.5	79.5	ACK25	0.16
ACK4-ACK1-42	ACK4	ACK1	39	19	42.5	15	80.5	95.5	ACK19	0.25
-ACK2-39	ACK4	ACK2	39	24	39.5	12	84.5	96.5	ACK25	0.28
-ACK3-35	ACK4	ACK3	39	31	35	12	85	97	ACK32	0.32
ACK5-ACK1-37	ACK5	ACK1	50	19	37.5	20	75.5	95.5	ACK19	0.38
-ACK2-34	ACK5	ACK2	50	24	34.5	17	79.5	96.5	ACK25	0.40
-64	ACK5	ACK2	50	24	64.5	17	109.5	126.5	ACK25	0.51
-ACK3-30	ACK5	ACK3	50	31	30	17	80	97	ACK32	0.54
-60	ACK5	ACK3	50	31	60	17	110	127	ACK32	0.64
-ACK4-23	ACK5	ACK4	50	39	23	17	88	105	ACK40	0.47
-53	ACK5	ACK4	50	39	53	17	118	135	ACK40	0.82
ACK6-ACK1-32	ACK6	ACK1	64	19	32.5	34	70.5	104.5	ACK19	0.84
-ACK2-44	ACK6	ACK2	64	24	44.5	16	89.5	105.5	ACK25	0.70
-79	ACK6	ACK2	64	24	79.5	16	124.5	140.5	ACK25	1.00
-ACK3-40	ACK6	ACK3	64	31	40	16	90	106	ACK32	0.75
-75	ACK6	ACK3	64	31	75	16	125	141	ACK32	1.12
-ACK4-33	ACK6	ACK4	64	39	33	16	98	114	ACK40	0.80
-68	ACK6	ACK4	64	39	68	16	133	149	ACK40	1.30
-ACK5-23	ACK6	ACK5	64	50	23	16	93	109	ACK53	0.90
-58	ACK6	ACK5	64	50	58	16	128	144	ACK53	1.30

Unit: mm



### Features

- Coolant through design
- Notice: The possible vibration will be exist when the L/D1 rate is rising.
- 中心出水設計
- 請注意：當 L 除以 D1 的比率增加，可能會有震刀的情況產生



P99- ACK Cutter

型號 Model No.	ACK No.1	ACK No.2	D	D1	L	L1	ACK No.	Weight (kg)
ACK1-ACK1-20	ACK1	ACK1	11	19	20	58	ACK19	0.05
-30	ACK1	ACK1	11	19	30	68	ACK19	0.07
ACK2-ACK2-30	ACK2	ACK2	14	24	30	75	ACK25	0.10
-45	ACK2	ACK2	14	24	45	90	ACK25	0.15
ACK3-ACK3-30	ACK3	ACK3	18	31	30	80	ACK32	0.17
-45	ACK3	ACK3	18	31	45	95	ACK32	0.25
ACK4-ACK4-45	ACK4	ACK4	22	39	45	110	ACK40	0.40
-60	ACK4	ACK4	22	39	60	125	ACK40	0.53
ACK5-ACK5-60	ACK5	ACK5	28	50	60	130	ACK53	0.88
-90	ACK5	ACK5	28	50	90	60	ACK53	1.30
ACK6-ACK6-60	ACK6	ACK6	36	64	60	140/150	ACK68/ ACK90	1.38
-100	ACK6	ACK6	36	64	100	180/190	ACK68/ ACK90	2.30

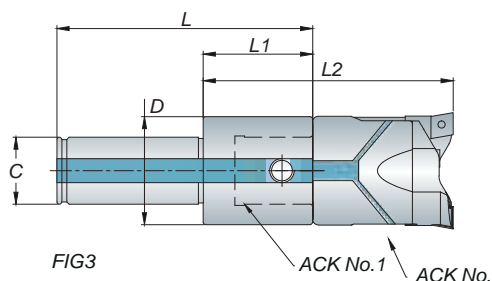
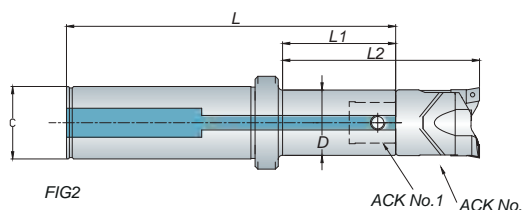
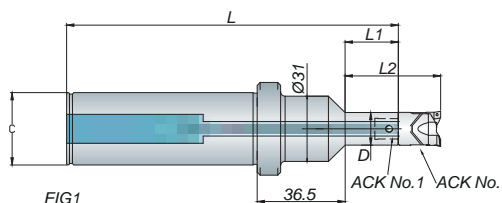
Unit: mm

# ACK Straight Shank Adapter + ACK Boring Head

ACK 直柄接桿 + ACK 粗搪頭

# ADAPTER

BT / NT  
series



## Features

- Coolant through design
- Notice: The possible vibration will be exist when the L/D1 rate is rising.
- 中心出水設計
- 請注意：當 L 除以 D1 的比率增加，可能會有震刀的情況產生

型號 Model No.	FIG.	C	ACK No. 1	D	L	L1	L2	ACK No.	Weight (kg)
C32 ACK1-50	1	32	ACK1	19	157	40.5	78.5	ACK19	0.70
ACK2-70	2	32	ACK2	24	152.5	64.5	109.5	ACK25	0.70
ACK3-90	2	32	ACK3	31	149	60	110	ACK32	0.80
ACK4-85	3	32	ACK4	39	138	58	123	ACK40	0.90
ACK5-75	3	32	ACK5	50	128	48	118	ACK53	0.90
ACK6-60	3	32	ACK6	64	139	59	139/149	ACK68/ACK90	1.50
C42 ACK1-50	1	42	ACK1	19	157	40.5	79.5	ACK19	1.00
ACK2-70	2	42	ACK2	24	152.5	64.5	109.5	ACK25	1.00
ACK3-90	2	42	ACK3	31	149	60	110	ACK32	1.10
ACK4-85	3	42	ACK4	39	138	58	123	ACK40	1.20
ACK5-75	3	42	ACK5	50	128	48	118	ACK53	1.30
ACK6-60	3	42	ACK6	64	139	59	139/149	ACK68/ACK90	1.80

Unit: mm



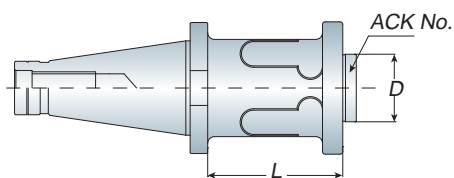
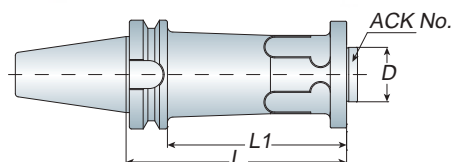
P99- ACK Cutter

BT / NT  
series

**BST**

## Adjustable Balance Cutter Tool Holder

大口徑雙刀粗搪刀桿



- When ordering, please specify the draw bolt with inch size or metric size.
- 請於訂購時，確認刀桿為英制或公制

Model No.	D	L	L1	ACK Cutter No.	Weight (kg)
BT50 BST100	50	100	62		5.00
BST125	50	125	87		5.30
BST150	50	150	112		6.70
BST175	50	175	137	ACK120	7.30
BST200	50	200	162	ACK160	7.60
BST225	50	225	187	ACK200	8.30
BST250	50	250	212	ACK300	9.50
BST275	50	275	237	ACK400	9.90
BST300	50	300	262		10.80
BST350	50	350	312		13.50
BST400	50	400	362		15.80

Unit: mm


Model No.	D	L	ACK Cutter No.	Draw Bolt	Weight (kg)
NT50 BST100	50	100			4.80
BST125	50	125			5.10
BST150	50	150			6.50
BST175	50	175	ACK120		6.80
BST200	50	200	ACK160		7.30
BST225	50	225	ACK200	1"-8	7.90
BST250	50	250	ACK300	M24x3.0P	8.70
BST275	50	275	ACK400		9.00
BST300	50	300			9.90
BST350	50	350			12.60
BST400	50	400			13.50

Unit: mm

**ACK**

## Adjustable Balance Cutter

大口徑雙刀粗搪刀頭 Ø120 ~ Ø500mm



- Balance cutter with two insert holders that reduce vibration and steady for cutting.
- When ordering, please specify the cutter with AA or AB type.  
For example: ACK200 (AB-T)
- 刀頭雙層對稱式刀座設計可於加工時降低震動、斷屑容易
- 請於訂購時，確認刃高為 AA 或 AB 型例：ACK200 (AB-T)

Model No.	Boring Range		D	L	Tool Holder	Weight (kg)
	Min.	Max.				
ACK120-C	120	164	95	95	BST	3.80
ACK120-T	120	164	95	95		3.80
ACK160-C	160	204	95	95		4.80
ACK160-T	160	204	95	95		4.80
ACK200-C	200	300	170	75		5.20
ACK200-T	200	300	170	75		5.20
ACK300-C	300	400	270	75		7.90
ACK300-T	300	400	270	75		7.90
ACK400-C	400	500	370	75		9.70
ACK400-T	400	500	370	75		9.70

Unit: mm

# Insert For ACK Adjustable Balance Cutter

刀片 - ACK 粗搪刀頭適用

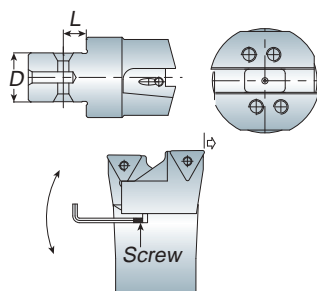
TIPS

BT / NT  
series

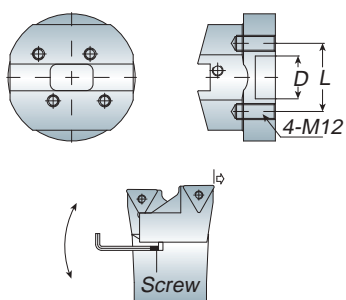


- For working material, the inserts divides the most common used 3 types: 1. IRON: KC850, 2. CAST IRON: KC5010, 3. ALUM: KC313.
- When ordering, please specify the material code. For example: CCMT 060208 KC850
- 依加工材質，刀片可區分為三種：  
1. 鐵：KC850，2. 鑄鐵：KC5010，3. 鋁：KC313
- 訂購時，請註明材質編號  
例：CCMT 060208 KC850

## ACK19-90 TYPE



## ACK120-400 TYPE



## CCMT

ACK Cutter No.	Insert	Screw	Wrench
ACK19 / ACK25	CC.. 060208	MS2506A	T9
ACK32	CC.. 060208	MS2506A	T9
ACK40 / ACK52	CC.. 09T308	MS4011A	T15
ACK68 / ACK90 / ACK120 / ACK160 ACK200 / ACK300 / ACK400	CC.. 120408	MS5011A	T20

## TCMT

ACK Cutter No.	Insert	Screw	Wrench
ACK32	TC.. 110208	MS2506A	T9
ACK40 / ACK52 / ACK68	TC.. 16T308	MS4011A	T15
ACK90 / ACK120 / ACK160 / ACK200 ACK300 / ACK400	TC.. 220408	MS5011A	T20

ACK Cutter No.	Suitable Holder	D	L	Screw
ACK19	ACK1	11	5	3x6
ACK25	ACK2	14	6	3x6
ACK32	ACK3	18	7	4x8
ACK40	ACK4	22	9	4x12
ACK52	ACK5	28	12	5x15
ACK68	ACK6	36	15	6x20
ACK90	ACK6	36	15	8x25
ACK120	BST	50	72	8x30
ACK160	BST	50	72	8x45
ACK200	BST	50	72	8x60
ACK300	BST	50	72	8x60
ACK400	BST	50	72	8x60

Unit: mm



## Side lock screw for ACK holder

ACK 刀桿側邊固定螺絲

Model No.	ACK No.	L
ACK1-M5	1	6
ACK2-M6	2	6
ACK3-M6	3	8
ACK4-M8	4	12
ACK5-M10	5	14
ACK6-M12	6	18

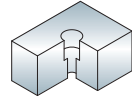
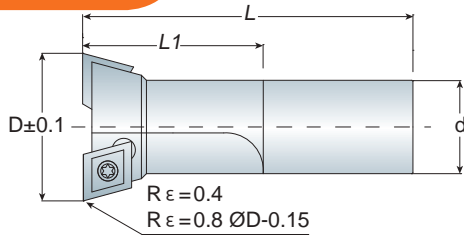
Unit: mm

BT / NT  
series

TB


# Fixed Rough Boring Bar

固定式粗搪刀桿



Boring/孔加工



TB	Model No.	L	Model No.	L	Model No.	L	Model No.	L	Dimension			Teeth	Insert 
									D R $\epsilon$ =0.4	d	L1		
12	TB12-S16-120		TB12-S16-160		TB12-S16-200				11.8			1	CC..060204
13	TB13-S16-120	120	TB13-S16-160	160	TB13-S16-200	200			12.8	16	30	1	
14	TB14-S16-120		TB14-S16-160		TB14-S16-200				13.8			1	
15	TB15-S16-120		TB15-S16-160		TB15-S16-200				14.8			1	
16	TB16-S16-120		TB16-S16-160		TB16-S16-200				15.8			1	
17	TB17-S16-120		TB17-S16-160		TB17-S16-200				16.8			1	
18	TB18-S16-120		TB18-S16-160		TB18-S16-200		TB18-S16-250		17.8			2	
19	TB19-S16-120	120	TB19-S16-160	160	TB19-S16-200	200	TB19-S16-250	250	18.8	16	30	2	
20	TB20-S16-120		TB20-S16-160		TB20-S16-200		TB20-S16-250		19.8			2	
21	TB21-S16-120		TB21-S16-160		TB21-S16-200		TB21-S16-250		20.8			2	
22	TB22-S16-120		TB22-S16-160		TB22-S16-200		TB22-S16-250		21.8			2	
23	TB23-S20-130		TB23-S20-160		TB23-S20-200		TB23-S20-250		22.8			2	
24	TB24-S20-130	130	TB24-S20-160	160	TB24-S20-200	200	TB24-S20-250	250	23.8	20	30	2	
25	TB25-S20-130		TB25-S20-160		TB25-S20-200		TB25-S20-250		24.8			2	
26	TB26-S20-130		TB26-S20-160		TB26-S20-200		TB26-S20-250		25.8			2	
27	TB27-S20-130	130	TB27-S20-160	160	TB27-S20-200	200	TB27-S20-250	250	26.8	20	30	2	
28	TB28-S20-130		TB28-S20-160		TB28-S20-200		TB28-S20-250		27.8			2	
29	TB29-S20-130		TB29-S20-160		TB29-S20-200		TB29-S20-250		28.8			2	
30	TB30-S25-160		TB30-S25-200		TB30-S25-250		TB30-S25-300		29.8			2	
31	TB31-S25-160		TB31-S25-200		TB31-S25-250		TB31-S25-300		30.8			2	
32	TB32-S25-160		TB32-S25-200		TB32-S25-250		TB32-S25-300		31.8			2	
33	TB33-S25-160		TB33-S25-200		TB33-S25-250		TB33-S25-300		32.8			2	
34	TB34-S25-160		TB34-S25-200		TB34-S25-250		TB34-S25-300		33.8			2	
35	TB35-S25-160	160	TB35-S25-200	200	TB35-S25-250	250	TB35-S25-300	300	34.8	25	40	2	
36	TB36-S25-160		TB36-S25-200		TB36-S25-250		TB36-S25-300		35.8			2	
37	TB37-S25-160		TB37-S25-200		TB37-S25-250		TB37-S25-300		36.8			2	
38	TB38-S25-160		TB38-S25-200		TB38-S25-250		TB38-S25-300		37.8			2	
39	TB39-S25-160		TB39-S25-200		TB39-S25-250		TB39-S25-300		38.8			2	
40	TB40-S25-160		TB40-S25-200		TB40-S25-250		TB40-S25-300		39.8			2	
41	TB41-S32-200		TB41-S32-250		TB41-S32-300		TB41-S32-300		40.8			2	
42	TB42-S32-200		TB42-S32-250		TB42-S32-300				41.8			2	
43	TB43-S32-200		TB43-S32-250		TB43-S32-300				42.8			2	
44	TB44-S32-200		TB44-S32-250		TB44-S32-300				43.8			2	
45	TB45-S32-200	200	TB45-S32-250	250	TB45-S32-300	300		350	44.8	32	45	2	
46	TB46-S32-200		TB46-S32-250		TB46-S32-300				45.8			2	
47	TB47-S32-200		TB47-S32-250		TB47-S32-300				46.8			2	
48	TB48-S32-200		TB48-S32-250		TB48-S32-300				47.8			2	
49	TB49-S32-200		TB49-S32-250		TB49-S32-300				48.8			2	
50	TB50-S32-200		TB50-S32-250		TB50-S32-300				49.8			2	
51	TB51-S32-200		TB51-S32-250		TB51-S32-300				50.8			2	
52	TB52-S32-200		TB52-S32-250		TB52-S32-300				51.8			2	
53	TB53-S32-200		TB53-S32-250		TB53-S32-300				52.8			2	
54	TB54-S32-200	200	TB54-S32-250	250	TB54-S32-300	300			53.8	32	45	2	
55	TB55-S32-200		TB55-S32-250		TB55-S32-300				54.8			2	
56	TB56-S32-200		TB56-S32-250		TB56-S32-300				55.8			2	
57	TB57-S32-200		TB57-S32-250		TB57-S32-300				56.8			2	

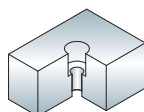
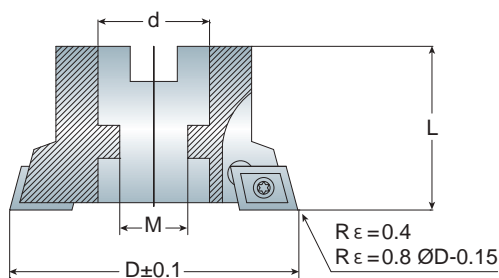
Unit: mm

# Fixed Rough Boring Bar

固定式粗搪刀桿

TB

BT / NT  
series





Boring/孔加工



## Features

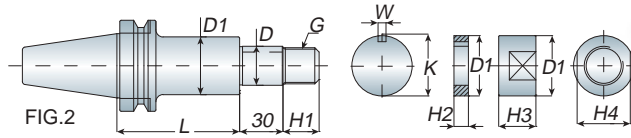
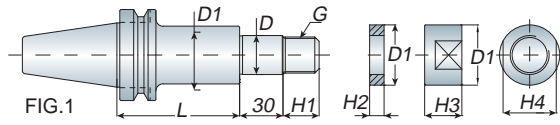
- For working material, the inserts divide the most common used 3 types: 1. IRON: KC850, 2. CAST IRON: KC5010, 3. ALUM: KC313
- When ordering, please specify the material code. For example: CCMT120404 KC850
- 依加工材質，刀片可區分為三種：1. 鐵：KC850，2. 鑄鐵：KC5010，3. 鋁：KC313
- 訂購時，請註明材質編號例：CCMT120404 KC850

TB	Model No. (d=22.0)	Model No. (d=25.4)	Insert 	Model No. (d=22.0 / 25.4)	Insert 	D Rε = 0.4	Teeth
45	TB45-22.0-CC09		CC..09T304		CC..120404	44.8	2
46	TB46-22.0-CC09					45.8	
47	TB47-22.0-CC09					46.8	
48	TB48-22.0-CC09					47.8	
50	TB50-22.0-CC09	TB50-25.4-CC09				49.8	
51	TB51-22.0-CC09	TB51-25.4-CC09	CC..09T304	TB55-22.0-CC12 TB57-22.0-CC12 TB59-22.0-CC12	CC..120404	50.8	2
52	TB52-22.0-CC09	TB52-25.4-CC09				51.8	
55	TB55-22.0-CC09	TB55-25.4-CC09				54.8	
57	TB57-22.0-CC09	TB57-25.4-CC09				56.8	
59	TB59-22.0-CC09	TB59-25.4-CC09				58.8	
60	TB60-22.0-CC09	TB60-25.4-CC09	CC..09T304	TB60-22.0-CC12 TB62-25.4-CC12 TB63-25.4-CC12 TB65-25.4-CC12 TB66-25.4-CC12	CC..120404	59.8	2
62	TB62-22.0-CC09	TB62-25.4-CC09				61.8	
63	TB63-22.0-CC09	TB63-25.4-CC09				62.8	
65	TB65-22.0-CC09	TB65-25.4-CC09				64.8	
66	TB66-22.0-CC09	TB66-25.4-CC09				65.8	
68	TB68-22.0-CC09	TB68-25.4-CC09				CC..09T304	
69	TB69-22.0-CC09	TB69-25.4-CC09	68.8				
70	TB70-22.0-CC09	TB70-25.4-CC09	69.8				
72	TB72-22.0-CC09	TB72-25.4-CC09	71.8				
74	TB74-22.0-CC09	TB74-25.4-CC09	73.8				
75	TB75-22.0-CC09	TB75-25.4-CC09	CC..09T304	TB75-25.4-CC12 TB76-25.4-CC12 TB78-25.4-CC12 TB80-25.4-CC12 TB82-25.4-CC12	CC..120404		74.8
76	TB76-22.0-CC09	TB76-25.4-CC09				75.8	
78	TB78-22.0-CC09	TB78-25.4-CC09				77.8	
80	TB80-22.0-CC09	TB80-25.4-CC09				79.8	
82	TB82-22.0-CC09	TB82-25.4-CC09				81.8	
84		TB84-25.4-CC09				CC..09T304	TB84-25.4-CC12 TB85-25.4-CC12 TB88-25.4-CC12 TB90-25.4-CC12 TB95-25.4-CC12
85		TB85-25.4-CC09	84.8				
88		TB88-25.4-CC09	87.8				
90		TB90-25.4-CC09	89.8				
95		TB95-25.4-CC09	94.8				

Insert 	Screw 	Wrench 
CCMT060204	MS2506A	T9
CCMT09T304	MS4011A	T15
CCMT120404	MS5011A	T20

Dimension	d	M	L
TB...-22.0-...	22.0	11	50
TB...-25.4-...	25.4	13	50

Unit: mm

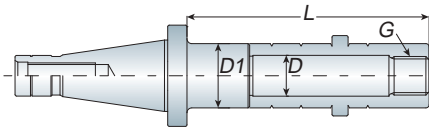


Model No.	FIG.	D	L	D1	H1	W	K	H2	H3	H4	G	Weight (kg)
BT30 SCA13-060 -090	1	13	60	20	15	-	-		12	17	M12x1.75P	0.70
			90									
SCA16-075 -105	2	16	75	26	16	4	17.2		13	22	M16x1.5P	0.90
			105									
SCA22-075 -120		22	75	34	21	6	23.6		18	30	M22x1.5P	1.30
			120									
BT40 SCA13-060 -090	1	13	60	20	15	-	-		12	17	M12x1.75P	1.10
			90									
SCA16-075 -105	2	16	75	26	16	4	17.2		13	22	M16x1.5P	1.50
			105									
SCA22-075 -120		22	75	34	21	6	23.6		18	30	M22x1.5P	1.90
			120									
SCA27-075 -120		27	75	40	25	7	29		21	32	M25x1.5P	2.00
			120									
SCA32-090		32	90	46	30	8	34		26	41	M31x2.0P	2.70
SCA12.7-060 -090	1	12.7	60	20	15	-	-		12	17	M12x1.75P	1.10
			90									
SCA15.875-075 -105	2	15.875	75	26	16	3.18	17.42		13	22	M16x1.5P	1.50
			105									
SCA22.225-075 -120		22.225	75	34	21	3.18	23.82		18	30	M22x1.5P	1.90
			120									
SCA25.4-075 -120		25.4	75	40	25	6.35	27.78	5	21	32	M25x1.5P	2.00
			120									
SCA31.75-090		31.75	90	46	30	7.92	34.92	10	26	41	M31x2.0P	2.70
BT50 SCA13-075 -105	1	13	75	20	15	-	-		12	17	M12x1.75P	4.10
			105									
SCA16-090 -120	2	16	90	26	16	4	17.2		13	22	M16x1.5P	4.10
			120									
SCA22-090 -135		22	90	34	21	6	23.6		18	30	M22x1.5P	4.60
			135									
SCA27-090 -135		27	90	40	25	7	29		21	32	M25x1.5P	5.00
			135									
SCA32-090 -135		32	90	46	30	8	34		26	41	M31x2.0P	5.40
			135									
SCA40-090 -135		40	90	55	36	10	42.5		31	46	M36x2.0P	6.10
			135									
SCA12.7-075 -105	1	12.7	75	20	15	-	-		12	17	M12x1.75P	4.10
			105									
SCA15.875-090 -120	2	15.875	90	26	16	3.18	17.42		13	22	M16x1.5P	4.20
			120									
SCA22.225-090 -135		22.225	90	34	21	3.18	23.82		18	30	M22x1.5P	4.60
			135									
SCA25.4-090 -135		25.4	90	40	25	6.35	27.78		21	32	M25x1.5P	5.00
			135									
SCA31.75-090 -135		31.75	90	46	30	7.92	34.92		26	41	M31x2.0P	5.40
			135									
SCA38.1-090 -135		38.1	90	55	36	9.52	42.06		31	46	M36x2.0P	6.10
			135									7.00



# Side Cutter Holder

側銑刀桿



Model No.	D	D1	L	G	Draw Bolt
NT30 SCA25.4-L	25.4	40	75, 100, 125, 150	M25x1.5P	1/2"-12 M12x1.75P
SCA31.75-L	31.75	46	75, 100, 125, 150	M31x2.0P	
NT40 SCA25.4-L	25.4	40	75, 100, 125, 150 175, 200	M25x1.5P	5/8"-11 M16x2.0P
SCA31.75-L	31.75	46	75, 100, 125, 150 175, 200	M31x2.0P	
NT50 SCA25.4-L	25.4	40	75, 100, 125, 150 175, 200	M25x1.5P	1"-8 M24x3.0P
SCA31.75-L	31.75	46	75, 100, 125, 150 175, 200	M31x2.0P	
SCA38.1-L	38.1	55	75, 100, 125, 150 175, 200	M36x2.0P	

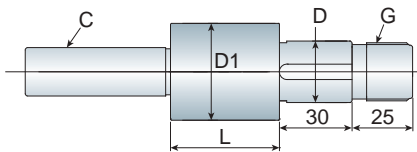
Unit: mm

# SCA

BT / NT  
series



- When ordering, please specify the draw bolt with inch size or metric size.
- When ordering, please advice length (L).
- 請於訂購時，確認刀桿為英制或公制
- 請於訂購時，確認刀桿長度 (L)



# Straight Shank

直柄側銑刀桿

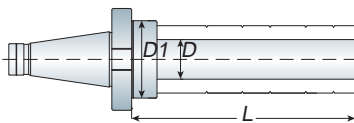
Model No.	C	D	D1	L	G
C20 SCA25.4-075/100	20	25.4	40	20/45	M25x1.5P
-125/150	20	25.4	40	70/95	
C25 SCA25.4-075/100	25	25.4	40	20/45	
-125	25	25.4	40	70	
C32 SCA25.4-075/100	32	25.4	40	20/45	
-125/150	32	25.4	40	70/95	

Unit: mm



# Horizontal Mill Arbor

橫銑刀桿



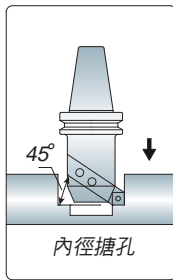
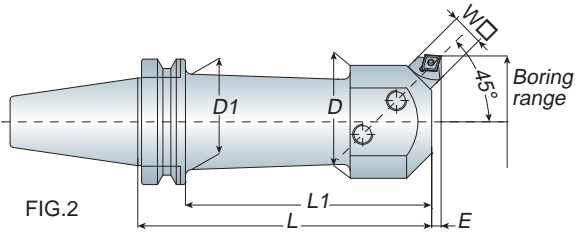
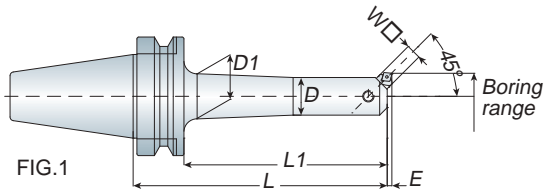
Model No.	D	D1	L	Spacer thickness	Draw Bolt
NT40 HMA25.4/22/27-L	25.4 22 27	40	500 600	5, 10, 20, 40, 60, 80	5/8"-11 M16x2.0P
HMA31.75/32-L	31.75 32	46	500 600	5, 10, 20, 40, 60, 80	
NT50 HMA25.4/27-L	25.4 27	40	600	5, 10, 20, 40, 60, 80	1"-8 M24x3.0P
HMA31.75/32-L	31.75 32	46	600	5, 10, 20, 40, 60, 80	
HMA38.1-L	38.1	55	600	5, 10, 20, 40, 60, 80	

Unit: mm

# HMA



- Customize according to your request.
- When ordering, please specify the D & L and the draw bolt with inch size or metric size.
- 依需求接受訂製
- 請於訂購時，確認 D 和 L 以及刀桿為英制或公制



## Features

- Throw away boring cutter must be ordered separately and the degree must be 45°.
- When ordering the throw away boring cutter, please check the W □ .
- 捨棄式搪刀架為另購品，內徑搪孔角度需為 45°
- 請於訂購捨棄式搪刀架時，確認 W □ 尺寸



P116- Boring Cutter

Model No.	FIG.	Boring Range		D	D1	L	L1	E	W □	Weight (kg)
		Min.	Max.							
BT40 BSA025-135	1	25	38	20	24	135	108	1	8	1.40
BSA030-150	1	30	42	24	28	150	123	1.6	8	1.60
BSA038-165	1	38	52	30	36	165	138	2.6	10	2.00
BSA050-165	1	50	65	40	48	165	138	3	13	2.50
-210	1	50	65	40	48	210	183	3	13	2.90
BSA062-165	1	62	90	50	58	165	138	2	16	3.20
-225	1	62	90	50	58	225	198	2	16	4.20
BSA072-165	2	72	110	60	60	165	138	2.4	19	3.90
-225	2	72	110	60	60	225	198	2.4	19	5.20
BSA090-165	2	90	125	75	75	165	138	4	19	4.60
-210	2	90	125	75	75	210	183	4	19	5.30
BT50 BSA025-135	1	25	38	20	24	135	97	1	8	4.20
BSA030-165	1	30	42	24	28	165	127	1.6	8	4.40
BSA038-180	1	38	52	30	36	180	142	2.6	10	4.80
-230	1	38	52	30	36	230	192	2.6	10	5.10
BSA042-210	1	42	56	34	38	210	172	2	10	5.20
-240	1	42	56	34	38	240	202	2	10	5.60
BSA050-180	1	50	65	40	48	180	142	3	13	5.40
-240	1	50	65	40	48	240	202	3	13	6.20
-270	1	50	65	40	48	270	232	3	13	6.50
-300	1	50	65	40	48	300	262	3	13	6.80
BSA062-195	1	62	90	50	58	195	157	2	16	6.40
-240	1	62	90	50	58	240	202	2	16	7.20
-270	1	62	90	50	58	270	232	2	16	7.80
-300	1	62	90	50	58	300	262	2	16	8.30
BSA072-195	1	72	110	60	68	195	157	2.4	19	7.30
-240	1	72	110	60	68	240	202	2.4	19	8.50
-285	1	72	110	60	68	285	247	2.4	19	9.60
-320	1	72	110	60	68	320	282	2.4	19	9.70
BSA090-210	1	90	125	75	74	210	172	4	19	8.60
-250	1	90	125	75	74	250	212	4	19	9.80
-300	1	90	125	75	74	300	262	4	19	11.10
BSA105-195	2	105	160	90	76	195	157	3	25	8.60
-285	2	105	160	90	76	285	247	3	25	11.60

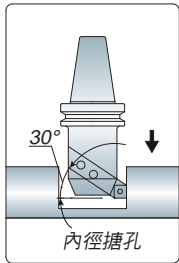
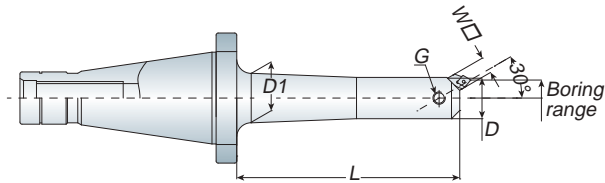
Unit: mm

# Rough Boring Holder

粗搪刀桿

# BSA

# BT / NT series



## Features

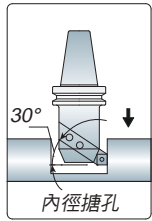
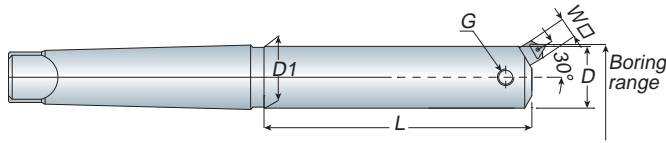
- When ordering, please specify the draw bolt with inch size or metric size.
- Throw away boring cutter must be ordered separately and the degree must be 30°
- When ordering the throw away boring cutter, please check the W □ .
- 請於訂購時，確認刀桿為英制或公制
- 捨棄式搪刀架為另購品，內徑搪孔角度需為 30°
- 請於訂購捨棄式搪刀架時，確認 W □ 尺寸



P116- Boring Cutter

Model No.	Boring Range		D	D1	L	W □	G	Draw Bolt	Weight (kg)
	Min.	Max.							
NT40 BSA016-100	16	20	14	16	100	6	M06	5/8"-11 M16x2.0P	1.00
BSA020-120	20	25	16	19	120	6	M06		1.20
BSA025-135	25	38	20	24	135	8	M06		1.30
BSA030-165	30	42	24	28	165	8	M06		1.60
BSA038-180	38	52	30	36	180	10	M08		2.10
BSA042-210	42	56	34	38	210	10	M08		2.40
BSA050-180	50	65	40	48	180	13	M10		2.70
-240	50	65	40	48	240	13	M10		3.40
BSA062-195	62	90	50	58	195	16	M10		3.90
-270	62	90	50	58	270	16	M10		5.30
BSA072-195	72	110	60	68	195	19	M12	4.60	
-285	72	110	60	68	285	19	M12	6.00	
BSA090-210	90	125	75	-	210	19	M12	5.20	
-300	90	125	75	-	300	19	M12	6.70	
BSA105-195	105	160	90	-	195	25	M16	6.60	
-285	105	160	90	-	285	25	M16	8.20	
NT50 BSA016-100	16	20	14	16	100	6	M06	1"-8 M24x3.0P	3.00
BSA020-120	20	25	16	19	120	6	M06		3.10
BSA025-135	25	38	20	24	135	8	M06		4.00
BSA030-165	30	42	24	28	165	8	M06		4.10
BSA038-180	38	52	30	36	180	10	M08		4.30
-230	38	52	30	36	230	10	M08		4.50
BSA042-210	42	56	34	38	210	10	M08		4.60
-240	42	56	34	38	240	10	M08		4.80
BSA050-180	50	65	40	48	180	13	M10		4.90
-240	50	65	40	48	240	13	M10		5.60
-270	50	65	40	48	270	13	M10	5.90	
BSA062-195	62	90	50	58	195	16	M10	5.40	
-240	62	90	50	58	240	16	M10	6.20	
-270	62	90	50	58	270	16	M10	6.60	
BSA072-195	72	110	60	68	195	19	M12	7.00	
-240	72	110	60	68	240	19	M12	8.20	
-285	72	110	60	68	285	19	M12	9.20	
BSA090-210	90	125	75	80	210	19	M12	9.70	
-250	90	125	75	80	250	19	M12	11.60	
-300	90	125	75	76	300	19	M12	11.30	
BSA105-195	105	160	90	68	195	25	M16	8.50	
-285	105	160	90	74	285	25	M16	11.40	

Unit: mm




## Features

- Throw away boring cutter must be ordered separately and the degree must be 30°
- When ordering the throw away boring cutter, please check the W □ .
- MTA-BSA is produced by order.
- 捨棄式搪刀架為另購品，內徑搪孔角度需為 30°
- 請於訂購捨棄式搪刀架時，確認 W □ 尺寸
- MTA-BSA 為訂單生產

Model No.	Boring Range		D	D1	L	W □	G
	Min.	Max.					
MTA3 BSA016-100	16	20	14	16	100	6	M06
BSA020-120	20	25	16	19	120	6	M06
BSA025-135	25	38	20	24	135	8	M06
BSA030-165	30	42	24	28	165	8	M06
BSA038-180	38	52	30	36	180	10	M08
BSA042-210	42	56	34	38	210	10	M08
MTA4 BSA016-100	16	20	14	16	100	6	M06
BSA020-120	20	25	16	19	120	6	M06
BSA025-135	25	38	20	24	135	8	M06
BSA030-165	30	42	24	28	165	8	M06
BSA038-180	38	52	30	36	180	10	M08
BSA042-210	42	56	34	38	210	10	M08
MTA5 BSA016-100	16	20	14	16	100	6	M06
BSA020-120	20	25	16	19	120	6	M06
BSA025-135	25	38	20	24	135	8	M06
BSA030-165	30	42	24	28	165	8	M06
BSA038-180	38	52	30	36	180	10	M08
BSA042-210	42	56	34	38	210	10	M08
BSA050-180	50	65	40	48	180	13	M10
-240	50	65	40	48	240	13	M10
BSA062-195	62	90	50	58	195	16	M10
-270	62	90	50	58	270	16	M10
BSA072-195	72	110	60	68	195	19	M12
-285	72	110	60	68	285	19	M12
BSA090-210	90	125	75	-	210	19	M12
-300	90	125	75	-	300	19	M12
BSA105-195	105	160	90	-	195	25	M16
-285	105	160	90	-	285	25	M16
MTA6 BSA016-100	16	20	14	16	100	6	M06
BSA020-120	20	25	16	19	120	6	M06
BSA025-135	25	38	20	24	135	8	M06
BSA030-165	30	42	24	28	165	8	M06
BSA038-180	38	52	30	36	180	10	M08
BSA042-210	42	56	34	38	210	10	M08
BSA050-180	50	65	40	48	180	13	M10
-240	50	65	40	48	240	13	M10
BSA062-195	62	90	50	58	195	16	M10
-270	62	90	50	58	270	16	M10
BSA072-195	72	110	60	68	195	19	M12
-285	72	110	60	68	285	19	M12
BSA090-210	90	125	75	-	210	19	M12
-300	90	125	75	-	300	19	M12
BSA105-195	105	160	90	-	195	25	M16
-285	105	160	90	-	285	25	M16

Unit: mm



P116- Boring Cutter

# Rough Boring Holder

粗搪刀桿

**BSB**

**BT / NT**  
series

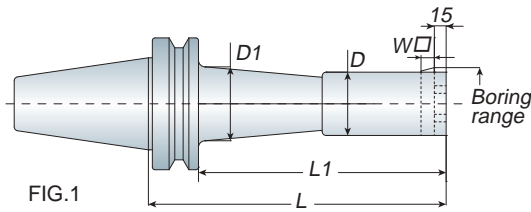


FIG.1

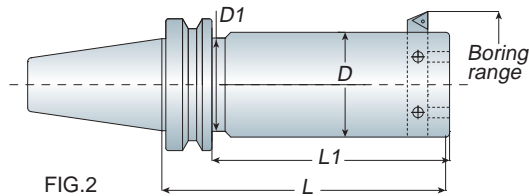
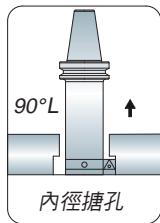



FIG.2



## Features

- Throw away boring cutter must be ordered separately and the degree must be 90°.
- When ordering the throw away boring cutter, please check the W □ .
- 捨棄式搪刀架為另購品，內徑搪孔角度需為 90°
- 請於訂購捨棄式搪刀架時，確認 W □ 尺寸



P116 Boring Cutter



Model No.	FIG.	Boring Range		D	D1	L	L1	W □	Weight (kg)
		Min.	Max.						
BT40 BSB025-135	1	25	38	20	24	135	108	8	1.40
BSB038-165	1	38	52	30	36	165	138	10	2.00
BSB050-165	1	50	65	40	48	165	138	13	2.80
-210	1	50	65	40	48	210	183	13	3.40
BSB062-165	1	62	90	50	56	165	138	16	3.20
-225	1	62	90	50	56	225	198	16	4.50
BSB072-165	2	72	110	60	60	165	138	19	4.40
-225	2	72	110	60	60	225	198	19	5.30
BSB090-165	2	90	125	75	75	165	138	19	5.10
-210	2	90	125	75	75	210	183	19	6.30
BT50 BSB025-135	1	25	38	20	24	135	97	8	4.20
BSB038-180	1	38	52	30	38	180	142	10	4.90
-230	1	38	52	30	38	230	192	10	5.30
BSB042-210	1	42	56	34	38	210	172	10	5.40
-240	1	42	56	34	38	240	202	10	5.60
BSB050-180	1	50	65	40	48	180	142	13	5.60
-240	1	50	65	40	48	240	202	13	6.10
-270	1	50	65	40	48	270	232	13	6.70
-300	1	50	65	40	48	300	262	13	7.20
BSB062-195	1	62	90	50	58	195	157	16	6.40
-240	1	62	90	50	58	240	202	16	7.50
-270	1	62	90	50	58	270	232	16	7.70
-300	1	62	90	50	58	300	262	16	8.00
-330	1	62	90	50	58	330	292	16	8.40
BSB072-195	1	72	110	60	68	195	157	19	8.00
-240	1	72	110	60	68	240	202	19	8.60
-285	1	72	110	60	68	285	247	19	9.60
BSB090-210	1	90	125	75	80	210	172	19	8.90
-250	1	90	125	75	80	250	212	19	10.80
-300	1	90	125	75	80	300	262	19	12.40
BSB105-195	2	105	160	90	80	195	157	25	9.50
-285	2	105	160	90	80	285	247	25	12.20

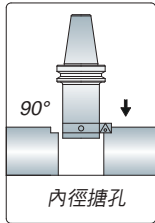
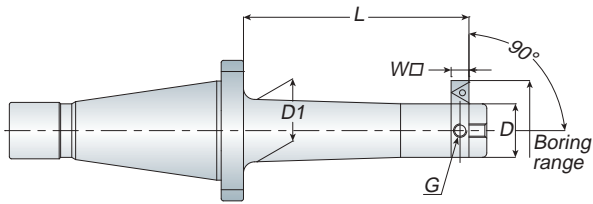
Unit: mm

BT / NT  
series

BSB

# Rough Boring Holder

粗搪刀桿



## Features

- When ordering, please specify the draw bolt with inch size or metric size.
- Throw away boring cutter must be ordered separately and the degree must be 90°.
- When ordering the throw away boring cutter, please check the W □ .
- 請於訂購時，確認刀桿為英制或公制
- 捨棄式搪刀架為另購品，內徑搪孔角度需為 90°
- 請於訂購捨棄式搪刀架時，確認 W □ 尺寸



Model No.	Boring Range		D	D1	L	W □	G	Draw Bolt	Weight (kg)
	Min.	Max.							
NT40 BSB016-100	16	20	14	16	100	6	M06	5/8"-11 M16x2.0P	1.00
BSB020-120	20	25	16	19	120	6	M06		1.20
BSB025-135	25	38	20	24	135	8	M06		1.30
BSB030-165	30	42	24	28	165	8	M06		1.60
BSB038-180	38	52	30	36	180	10	M08		2.10
BSB042-210	42	56	34	38	210	10	M08		2.40
BSB050-180	50	65	40	48	180	13	M10		2.70
-240	50	65	40	48	240	13	M10		3.40
BSB062-195	62	90	50	58	195	16	M10		3.90
-270	62	90	50	58	270	16	M10		5.30
BSB072-195	72	110	60	68	195	19	M12		4.60
-285	72	110	60	68	285	19	M12		6.00
BSB090-210	90	125	75	-	210	19	M12		5.20
-300	90	125	75	-	300	19	M12		6.70
BSB105-195	105	160	90	-	195	25	M16		6.60
-285	105	160	90	-	285	25	M16	8.20	
NT50 BSB016-100	16	20	14	16	100	6	M06	1"-8 M24x3.0P	3.00
BSB020-120	20	25	16	19	120	6	M06		3.10
BSB025-135	25	38	20	24	135	8	M06		4.00
BSB030-165	30	42	24	28	165	8	M06		4.10
BSB038-180	38	52	30	36	180	10	M08		4.30
-230	38	52	30	36	230	10	M08		4.50
BSB042-210	42	56	34	38	210	10	M08		4.60
-240	42	56	34	38	240	10	M08		4.80
BSB050-180	50	65	40	48	180	13	M10		4.90
-240	50	65	40	48	240	13	M10		5.60
-270	50	65	40	48	270	13	M10		5.90
BSB062-195	62	90	50	58	195	16	M10		5.40
-240	62	90	50	58	240	16	M10		6.20
-270	62	90	50	58	270	16	M10		6.60
BSB072-195	72	110	60	68	195	19	M12		7.00
-240	72	110	60	68	240	19	M12	7.50	
-285	72	110	60	68	285	19	M12	9.20	
BSB090-210	90	125	75	-	210	19	M12	9.70	
-250	90	125	75	-	250	19	M12	11.60	
-300	90	125	75	-	300	19	M12	11.30	
BSB105-195	105	160	90	-	195	25	M16	8.50	
-285	105	160	90	-	285	25	M16	11.40	

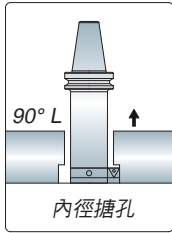
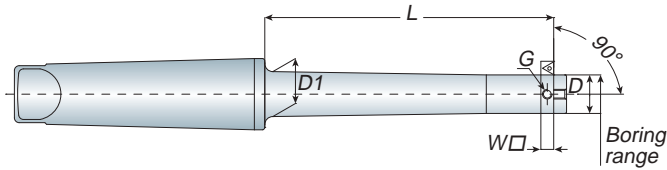
Unit: mm

# Rough Boring Holder

粗搪刀桿

# BSB

BT / NT  
series



## Features

- Throw away boring cutter must be ordered separately and the degree must be 90°.
- When ordering the throw away boring cutter, please check the W □ .
- MTA-BSB is produced by order.
- 捨棄式搪刀架為另購品，內徑搪孔角度需為 90°
- 請於訂購捨棄式搪刀架時，確認 W □ 尺寸
- MTA-BSA 為訂單生產



Model No.	Boring Range		D	D1	L	W □	G
	Min.	Max.					
MTA3 BSB016-100	16	20	14	16	100	6	M06
BSB020-120	20	25	16	19	120	6	M06
BSB025-135	25	38	20	24	135	8	M06
BSB030-165	30	42	24	28	165	8	M06
BSB038-180	38	52	30	36	180	10	M08
BSB042-210	42	56	34	38	210	10	M08
BSB050-180	50	65	40	48	180	13	M10
MTA4 BSB016-100	16	20	14	16	100	6	M06
BSB020-120	20	25	16	19	120	6	M06
BSB025-135	25	38	20	24	135	8	M06
BSB030-165	30	42	24	28	165	8	M06
BSB038-180	38	52	30	36	180	10	M08
BSB042-210	42	56	34	38	210	10	M08
BSB050-180	50	65	40	48	180	13	M10
MTA5 BSB016-100	16	20	14	16	100	6	M06
BSB020-120	20	25	16	19	120	6	M06
BSB025-135	25	38	20	24	135	8	M06
BSB030-165	30	42	24	28	165	8	M06
BSB038-180	38	52	30	36	180	10	M08
BSB042-210	42	56	34	38	210	10	M08
BSB050-180	50	65	40	48	180	13	M10
-240	50	65	40	48	240	13	M10
BSB062-195	62	90	50	58	195	16	M10
-270	62	90	50	58	270	16	M10
BSB072-195	72	110	60	68	195	19	M12
-285	72	110	60	68	285	19	M12
BSB090-210	90	125	75	75	210	19	M12
-300	90	125	75	75	300	19	M12
BSB105-195	105	160	95	95	195	25	M16
-285	105	160	95	95	285	25	M16
MTA6 BSB016-100	16	20	14	16	100	6	M06
BSB020-120	20	25	16	19	120	6	M06
BSB025-135	25	38	20	24	135	8	M06
BSB030-165	30	42	24	28	165	8	M06
BSB038-180	38	52	30	36	180	10	M08
BSB042-210	42	56	34	38	210	10	M08
BSB050-180	50	65	40	48	180	13	M10
-240	50	65	40	48	240	13	M10
BSB062-195	62	90	50	58	195	16	M10
-270	62	90	50	58	270	16	M10
BSB072-195	72	110	60	68	195	19	M12
-285	72	110	60	68	285	19	M12
BSB090-210	90	125	75	75	210	19	M12
-300	90	125	75	75	300	19	M12
BSB105-195	105	160	95	95	195	25	M16
-285	105	160	95	95	285	25	M16

Unit: mm

BT / NT  
series

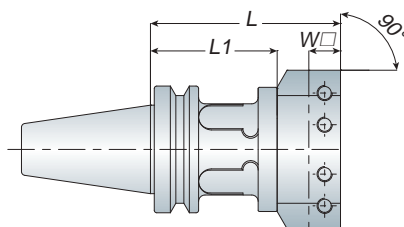
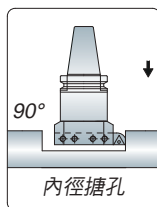
**BST**

## Large Size Rough Boring Holder

大孔徑粗搪刀桿



- The boring range is from 150 ~ 600mm
- BST boring block must be ordered separately.
- BST 粗搪刀桿之搪孔範圍為 150 ~ 600mm
- BST 刀盤為另購品

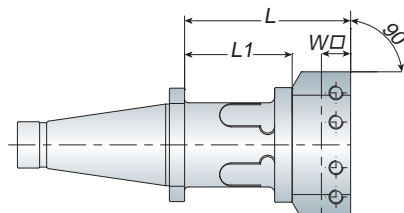
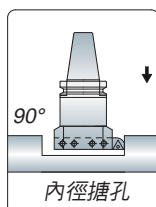


Model No.	L1	L	Weight (kg)
BT50 BST100	100	150	5.00
BST150	150	200	6.70
BST200	200	250	7.60
BST250	250	300	9.50
BST300	300	350	10.80
BST350	350	400	13.50

Unit: mm



- The boring range is from 150 ~ 600mm
- When ordering, please specify the draw bolt with inch size or metric size.
- BST boring block must be ordered separately.
- BST 粗搪刀桿之搪孔範圍為 150 ~ 600mm
- 請於訂購時，確認刀桿為英制或公制
- BST 刀盤為另購品



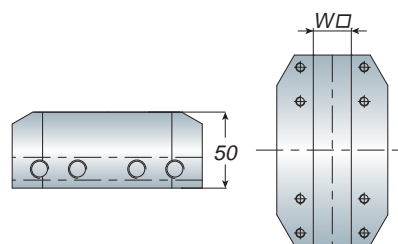
Model No.	L1	L	Draw Bolt	Weight (kg)
NT50 BST100	100	150	1"-8 M24x3.0P	4.80
BST150	150	200		6.50
BST200	200	250		7.30
BST250	250	300		8.70
BST300	300	350		9.90
BST350	350	400		12.60

Unit: mm



## Boring Block

刀盤



- Throw away boring cutter must be ordered separately and the degree must be 90°.
- When ordering the throw away boring cutter, please check the W□.
- 捨棄式搪刀架為另購品，內徑搪孔角度需為 90°
- 請於訂購捨棄式搪刀架時，確認 W□ 尺寸

Model No.	Boring Range		W□	Weight (kg)
	Min.	Max.		
BST-125	150	200	19/25	3.20/2.90
BST-150	170	250	19/25	3.80/3.50
BST-200	220	300	19/25	5.30/4.80
BST-250	270	350	19/25	6.20/5.60
BST-300	320	450	19/25	7.40/6.90
BST-400	450	600	19/25	10.00/9.20

Unit: mm

- Also has Aluminum boring block type, it is suitable for fine boring
- 另有鋁製刀盤可供選購，適用於精修



P116 Boring Cutter



# Throw Away Boring Cutter

捨棄式搪刀架

# TBS TSBS SBS

BT / NT  
series

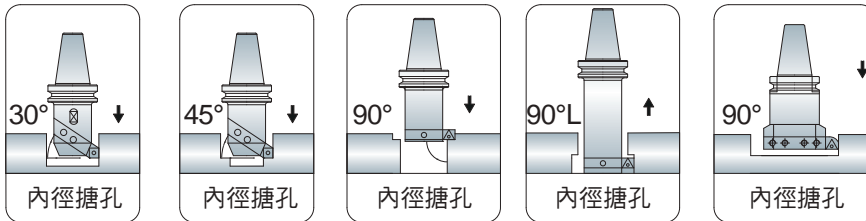
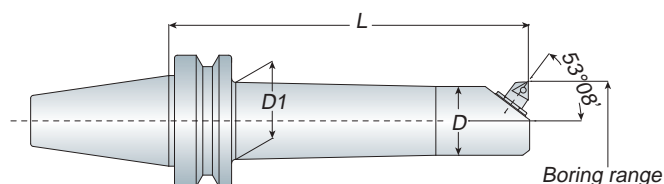


FIG.	Insert Shape	FIG. 1	Insert	FIG. 2	Insert	FIG. 2	Insert	Dimension		
		Model No.		Model No.		Model No.		H	W	L
1		TBS306	CC..0602..	TSBS306	TC..0902..	SBS306	TP..0902..	6	6	55
		TBS308	CC..0602..	TSBS308	TC..0902..	SBS308	TP..0902..	8	8	55
		TBS310	CC..0602..	TSBS310	TC..0902..	SBS310	TP..0902..	10	10	65
		TBS313	CC..09T3..	TSBS313	TC..1102..	SBS313	TP..1103..	13	13	80
		TBS316	CC..09T3..	TSBS316	TC..16T3..	SBS316	TP..1103..	16	16	120
		TBS319	CC..1204..	TSBS319	TC..16T3..	SBS319	TP..1603..	19	19	140
		TBS325	CC..1204..	TSBS325	TC..16T3..	SBS325	TP..1603..	25	25	150
2		TBS406	CC..0602..	TSBS406	TC..0902..	SBS406	TP..0902..	6	6	55
		TBS408	CC..0602..	TSBS408	TC..0902..	SBS408	TP..0902..	8	8	55
		TBS410	CC..0602..	TSBS410	TC..0902..	SBS410	TP..0902..	10	10	65
		TBS413	CC..09T3..	TSBS413	TC..1102..	SBS413	TP..1103..	13	13	80
		TBS416	CC..09T3..	TSBS416	TC..16T3..	SBS416	TP..1103..	16	16	120
		TBS419	CC..1204..	TSBS419	TC..16T3..	SBS419	TP..1603..	19	19	140
		TBS425	CC..1204..	TSBS425	TC..16T3..	SBS425	TP..1603..	25	25	150
1		TBS906	CC..0602..	TSBS906	TC..0902..	SBS906	TP..0902..	6	6	55
		TBS908	CC..0602..	TSBS908	TC..0902..	SBS908	TP..0902..	8	8	55
		TBS910	CC..0602..	TSBS910	TC..0902..	SBS910	TP..0902..	10	10	65
		TBS913	CC..09T3..	TSBS913	TC..1102..	SBS913	TP..1103..	13	13	80
		TBS916	CC..09T3..	TSBS916	TC..16T3..	SBS916	TP..1103..	16	16	120
		TBS919	CC..1204..	TSBS919	TC..16T3..	SBS919	TP..1603..	19	19	140
		TBS925	CC..1204..	TSBS925	TC..16T3..	SBS925	TP..1603..	25	25	150
2		TBS906	CC..0602..	TSBS906	TC..0902..	SBS906	TP..0902..	6	6	55
		TBS908	CC..0602..	TSBS908	TC..0902..	SBS908	TP..0902..	8	8	55
		TBS910	CC..0602..	TSBS910	TC..0902..	SBS910	TP..0902..	10	10	65
		TBS913	CC..09T3..	TSBS913	TC..1102..	SBS913	TP..1103..	13	13	80
		TBS916	CC..09T3..	TSBS916	TC..16T3..	SBS916	TP..1103..	16	16	120
		TBS919	CC..1204..	TSBS919	TC..16T3..	SBS919	TP..1603..	19	19	140
		TBS925	CC..1204..	TSBS925	TC..16T3..	SBS925	TP..1603..	25	25	150
1		TBS908L	CC..0602..					8	8	55
		TBS910L	CC..0602..					10	10	65
		TBS913L	CC..09T3..					13	13	80
		TBS916L	CC..09T3..					16	16	120
		TBS919L	CC..1204..					19	19	140
		TBS925L	CC..1204..					25	25	150

Unit: mm

Insert	Screw	Wrench	Insert	Screw	Wrench	Insert	Screw	Wrench
CC..0602..	MS2506A	T9	TC..0902..	MS2206A	T7	TP..0902..	MS2506A	T9
CC..09T3..	MS4011A	T15	TC..1102..	MS2506A	T9	TP..1103..	MS3008A	T9
CC..1204..	MS5011A	T20	TC..16T3..	MS4011A	T15	TP..1603..	MS4011A	T15

- Insert must be ordered separately.
- 刀片為另購品



- Boring head must be ordered separately.
- BCA is produced by order.
- 精搪頭為另購品
- BCA 為訂單生產品

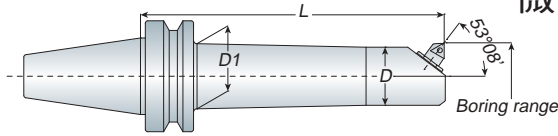


Model No.	Boring Range		D	D1	L	Boring Head	Weight (kg)
	Min.	Max.					
BT40 BCA025-150	25	29	22	25	150	L148C-31	1.50
BCA026-150	26	30	23	26	150	L148C-31	1.50
-180	26	30	23	26	180	L148C-31	1.70
BCA030-160	30	34	26	30	160	L148C-31	1.80
-210	30	34	26	30	210	L148C-31	1.90
BCA033-165	33	38	29	33	165	L148C-32	1.80
-210	33	38	29	33	210	L148C-32	1.90
BCA038-165	38	43	33	38	165	L148C-32	2.10
-210	38	43	33	38	210	L148C-32	2.50
BCA043-165	43	52	38	43	165	L148C-33	2.30
-210	43	52	38	43	210	L148C-33	2.80
BCA052-180	52	61	47	52	180	L148C-33	3.30
-240	52	61	47	52	240	L148C-33	4.30
BCA061-180	61	70	56	61	180	L148C-33	4.10
-240	61	70	56	61	240	L148C-33	5.20
BCA070-180	70	85	65	70	180	L148C-34	4.30
-240	70	85	65	70	240	L148C-34	5.80
BCA085-180	85	100	80	85	180	L148C-34	5.20
-240	85	100	80	85	240	L148C-34	6.90
BCA100-165	100	115	95	100	165	L148C-34	6.10
-240	100	115	95	100	240	L148C-34	7.50

Unit: mm

# Micro Boring Holder

微調精搪刀桿



# BCA

# BT / NT series

Model No.	Boring Range		D	D1	L	Boring Head	Weight (kg)
	Min.	Max.					
BT50 BCA025-150	25	29	22	25	150	L148C-31	4.30
BCA026-150	26	30	23	26	150	L148C-31	4.30
-180	26	30	23	26	180	L148C-31	4.40
BCA030-160	30	34	26	30	160	L148C-31	4.40
-210	30	34	26	30	210	L148C-31	4.60
BCA033-165	33	38	29	33	165	L148C-32	4.50
-210	33	38	29	33	210	L148C-32	4.80
BCA038-165	38	43	33	38	165	L148C-32	4.70
-210	38	43	33	38	210	L148C-32	5.20
BCA043-165	43	52	38	43	165	L148C-33	5.00
-210	43	52	38	43	210	L148C-33	5.30
BCA052-180	52	61	47	52	180	L148C-33	5.60
-240	52	61	47	52	240	L148C-33	6.70
BCA061-180	61	70	56	61	180	L148C-33	6.60
-240	61	70	56	61	240	L148C-33	7.40
-330	61	70	56	61	330	L148C-33	9.40
BCA070-180	70	85	65	70	180	L148C-34	7.30
-240	70	85	65	70	240	L148C-34	9.00
-330	70	85	65	70	330	L148C-34	10.90
BCA085-180	85	100	80	85	180	L148C-34	8.30
-240	85	100	80	85	240	L148C-34	10.10
-330	85	100	80	85	330	L148C-34	12.00
BCA100-165	100	115	95	100	165	L148C-34	8.40
-240	100	115	95	100	240	L148C-34	10.60
-315	100	115	95	100	315	L148C-34	12.50
BCA115-165	115	130	110	115	165	L148C-34	8.60
-240	115	130	110	115	240	L148C-34	10.80
-315	115	130	110	115	315	L148C-34	12.70
BCA130-165	130	145	125	130	165	L148C-34	9.00
-240	130	145	125	130	240	L148C-34	10.50
BCA145-165	145	160	140	145	165	L148C-34	9.50
-240	145	160	140	145	240	L148C-34	11.00

Unit: mm



- Boring head must be ordered separately.
- BCA is produced by order.
- 精搪頭為另購品
- BCA 為訂單生產品



P120-Fine Boring Head



# Square Micro Boring Holder

方型精搪刀桿

# MBT

Model No.	Applicable Angle	L	L1	W □	Boring Head
MBT16-L	30°, 45°, 90°	80, 130	30	16	L148C-31
MBT19-L	30°, 45°, 90°	100, 150, 200	30	19	L148C-31
MBT25-L	30°, 45°, 90°	100, 150, 200	30	25	L148C-31

Unit: mm



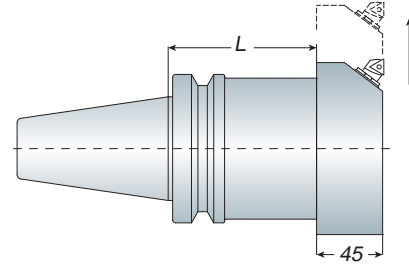
- Boring head must be ordered separately.
- 精搪頭為另購品

## Large Micro Boring Holder with Slide Block

大孔徑滑板式精搪刀桿



- BCT boring block and boring head must be ordered separately.
- BCT 刀盤和精搪頭為另購品



Model No.	L	Weight (kg)
BT50 BCT100	100	6.50
BCT150	150	6.90
BCT200	200	9.50
BCT250	250	9.70
BCT300	300	10.70

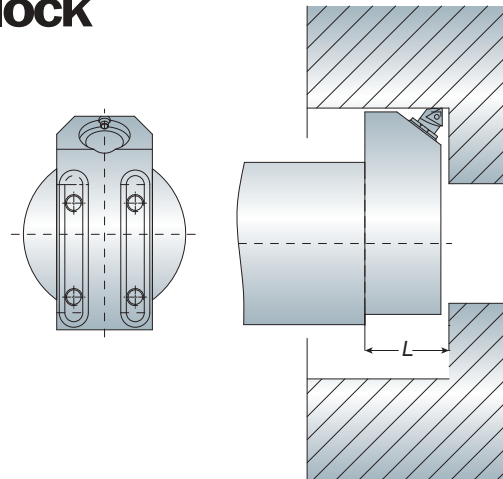
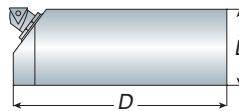
Unit: mm



- Boring head and insert must be ordered separately.
- 精搪頭和刀片為另購品

## Boring Block

刀盤



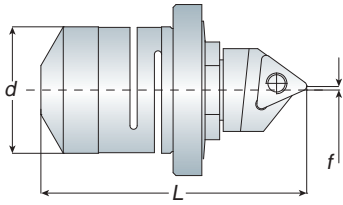
P120-Fine Boring Head

Model No.	Boring Range		D	L	Boring Head	Weight (kg)
	Min.	Max.				
BCT-100	115	145	100	45	L148C-33	1.30
BCT-125	140	180	125	45	L148C-33	1.60
BCT-150	165	205	150	45	L148C-33	2.00
BCT-175	190	230	175	45	L148C-33	2.20
BCT-200	215	260	200	45	L148C-33	2.70
BCT-225	240	280	225	45	L148C-33	3.20
BCT-250	265	325	250	45	L148C-33	3.40
BCT-300	315	385	300	45	L148C-33	7.60
BCT-350	365	435	350	45	L148C-33	8.90

Unit: mm

# Fine Boring Head

精搪頭



# R/L 148C

# BT / NT series

Model No.	d	L	f	D min	Screw	Insert	Weight (kg)
R/L 148C-31-0602	16	15.5	0.2	24.8	5513 020-03	CCMT060204	0.15
R/L 148C-32-0902	20	33.7	0.9	32.5	5513-020-05	TCMT090204	0.20
R/L 148C-33-1102	22	45.3	1.1	42.0	5513-020-03	TCMT110204	0.30
R/L 148C-34-16T3	32	62.3	1.2	59.4	5513-020-10	TCMT16T304	0.50

Unit: mm

### Feature:

- Can be mounted in blind holes.
- Adjustment is made from the front.
- The unit is self-locking which means there is no need for unlocking or locking after setting.
- T-MAX-U screw clamping.
- Insert must be ordered separately.

### 特色：

- 能在盲孔內安裝
- 需從前端作調整
- 精搪頭有自鎖功能。在設置前無須解鎖且調整後也無需鎖定
- 精搪頭為螺絲鎖緊
- 刀片為另購品



- For working material, the inserts divides the most common used 3 types: 1. IRON: KC850, 2. CAST IRON: KC5010, 3. ALUM: KC313.
- When ordering, please specify the material code. For example: CCMT060204 KC850
- 依加工材質，刀片可區分為三種：1. 鐵：KC850，2. 鑄鐵：KC5010，3. 鋁：KC313
- 訂購時，請註明材質編號  
例：CCMT060204 KC850

# Adapter

轉接器

# TSA

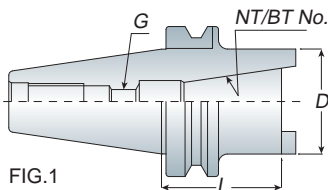


FIG.1

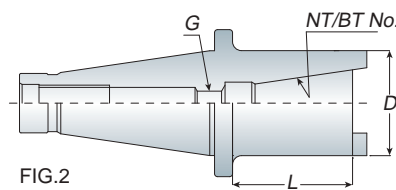


FIG.2

Model No.	FIG.	D	L	G	Draw Bolt	Weight (kg)
BT50 TSA40-075	1	70	75	M16x2.0P	-	4.50
NT40 TSA30-075	2	60	75	M12x1.75P	5/8"-11 M16x2.0P	2.00
NT50 TSA30-075	2	60	75	M12x1.75P	1"-8	3.00
TSA40-075	2	70	75	M16x2.0P	M24x3.0P	4.10

Unit: mm



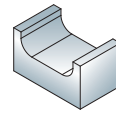
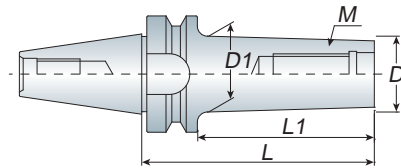
- Use the adapter to switch the taper shank.
- When ordering, please specify the draw bolt of NT shank with inch size or metric size.
- 使用轉接器作錐度轉換
- 請於訂購時，確認 NT 刀桿為英制或公制

BT / NT  
series

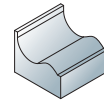
AMD

## Screw-in Endmill Holder

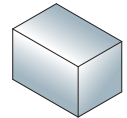
圓刀銑刀桿



R角加工



曲面加工



平面加工



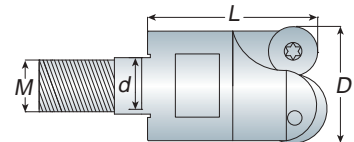
Model No.	M	D	D1	L1	L	Weight (kg)
BT40 AMD122-080	6	11	12	53	80	1.10
-100	6	11	12	73	100	1.20
AMD123-080	6	11	12	53	80	1.20
AMD162-080	8	13	16	53	80	1.20
-100	8	13	16	73	100	1.30
AMD202-080	10	18	20	53	80	1.20
-100	10	18	20	73	100	1.30
AMD253-080	12	21	25	53	80	1.30
-100	12	21	25	73	100	1.40
AMD354-080	16	29	35	53	80	1.40
-100	16	29	35	73	100	1.60
BT50 AMD122-100	6	11	12	62	100	4.00
-120	6	11	12	82	120	4.10
AMD162-100	8	13	16	62	100	4.00
-120	8	13	16	82	120	4.10
AMD202-100	10	18	20	62	100	4.10
-120	10	18	20	82	120	4.20
AMD253-100	12	21	25	62	100	4.10
-120	12	21	25	82	120	4.20
AMD354-100	16	29	35	62	100	4.20
-120	16	29	35	82	120	4.30

Unit: mm

RD

## Corner Rounding End Mills

圓刀銑刀



P123- Inserts

Model No.	Dimension				Teeth	Insert	Screw	Clamp	Wrench
	d	D	M	L					
RD051-D123-MD11-18	6.5	12	6	18	3	RD..0501..	MS2004A	-	T6
RD072-D162-MD14-23	8.5	16	8	23	2				
RD072-D172-MD14-23	8.5	17	8	23	2				
RD072-D203-MD18-30	10.5	20	10	30	3				
RD072-D213-MD18-30	10.5	21	10	30	3	RD..0702..	MS2506E	-	T8
RD072-D254-MD23-35	12.5	25	12	35	4				
RD072-D264-MD23-35	12.5	26	12	35	4				
RD072-D356-MD29-43	17	35	16	43	6				
RD103-D202-MD18-30	10.5	20	10	30	2				
RD103-D212-MD18-30	10.5	21	10	30	2	RD..1003..	MS3507A	-	T15
RD103-D253-MD23-35	12.5	25	12	35	3				
RD103-D263-MD23-35	12.5	26	12	35	3				
RD103-D354-MD29-43	17	35	16	43	4	RD..1003..	MS3509A	MC35-3V	T15

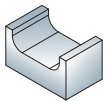
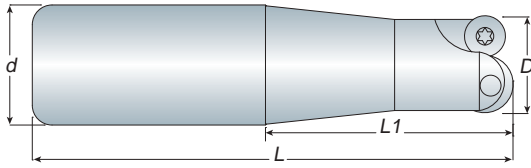
Unit: mm

# Corner Rounding End Mills

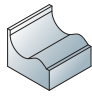
圓刃銑刀

RD

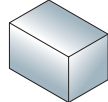
BT / NT  
series



R角加工



曲面加工



平面加工



P123- Inserts

Model No.	Dimension				Teeth	Insert	Screw	Wrench
	d	D	L	L1				
RD051-D092-S08-100	8	9	100	12	2	RD..0501..	MS2003A	T6
RD051-D102-S10-100	10	10	100	18	2			
RD051-D112-S10-100	10	11	100	15	2	RD..0501..	MS2004A	T6
RD051-D122-S12-100	12	12	100	22	2			
RD051-D123-S12-100	12	12	100	22	3			
RD051-D132-S12-100	12	13	100	18	2			
RD051-D133-S12-100	12	13	100	18	3			
RD051-D164-S16-150	16	16	150	30	4			
RD051-D164-S16-200	16	16	200	30	4			
RD051-D174-S16-150	16	17	150	20	4			
RD051-D174-S16-200	16	17	200	20	4			
RD072-D162-S16-150	16	16	150	35	2	RD..0702..	MS2506E	T8
RD072-D162-S16-200	16	16	200	35	2			
RD072-D172-S16-150	16	17	150	20	2			
RD072-D172-S16-200	16	17	200	20	2			
RD072-D203-S20-150	20	20	150	35	3			
RD072-D203-S20-200	20	20	200	35	3			
RD072-D213-S20-150	20	21	150	25	3			
RD072-D213-S20-200	20	21	200	25	3			
RD072-D254-S25-150	25	25	150	40	4			
RD072-D254-S25-200	25	25	200	40	4			
RD072-D254-S25-250	25	25	250	40	4			
RD072-D255-S25-150	25	25	150	40	5			
RD072-D255-S25-200	25	25	200	40	5			
RD072-D255-S25-250	25	25	250	40	5			
RD072-D264-S25-150	25	26	150	25	4			
RD072-D264-S25-200	25	26	200	25	4			
RD072-D264-S25-250	25	26	250	25	4			
RD072-D265-S25-150	25	26	150	25	5			
RD072-D265-S25-200	25	26	200	25	5			
RD072-D265-S25-250	25	26	250	25	5			

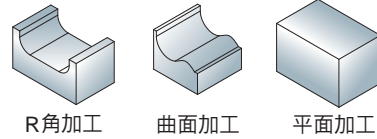
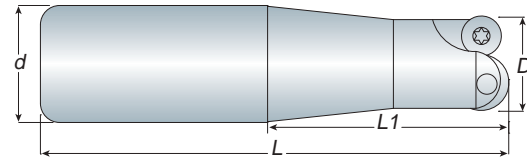
Unit: mm

BT / NT  
series

RD

## Corner Rounding End Mills

圓刃銑刀



Model No.	Dimension				Teeth	Insert	Screw	Clamp	Wrench
	d	D	L	L1					
RD103-D202-S20-150	20	20	150	40	2				
RD103-D202-S20-200	20	20	200	40	2				
RD103-D212-S20-150	20	21	150	25	2				
RD103-D212-S20-200	20	21	200	25	2				
RD103-D253-S25-150	25	25	150	40	3	RD..1003..	MS3507A	-	T15
RD103-D253-S25-200	25	25	200	40	3				
RD103-D253-S25-250	25	25	250	40	3				
RD103-D263-S25-150	25	26	150	25	3				
RD103-D263-S25-200	25	26	200	25	3				
RD103-D263-S25-250	25	26	250	25	3				
RD103-D263-S25-300	25	26	300	25	3				
RD103-D303-S25-150	25	30	150	25	3	RD..1003..	MS3509A	-	T15
RD103-D303-S25-200	25	30	200	25	3				
RD103-D303-S25-250	25	30	250	25	3				
RD103-D354-S32-150	32	35	150	40	4	RD..1003..	MS3509A	MC35-3V	T15
RD103-D354-S32-200	32	35	200	40	4				
RD103-D354-S32-250	32	35	250	40	4				
RD103-D354-S32-250	32	35	250	40	4				
RD103-D354-S32-300	32	35	300	40	4				

Unit: mm

## Inserts For Corner Rounding End Mills

刀片 - RD 圓刃銑刀適用



• Safety Insert recommended.

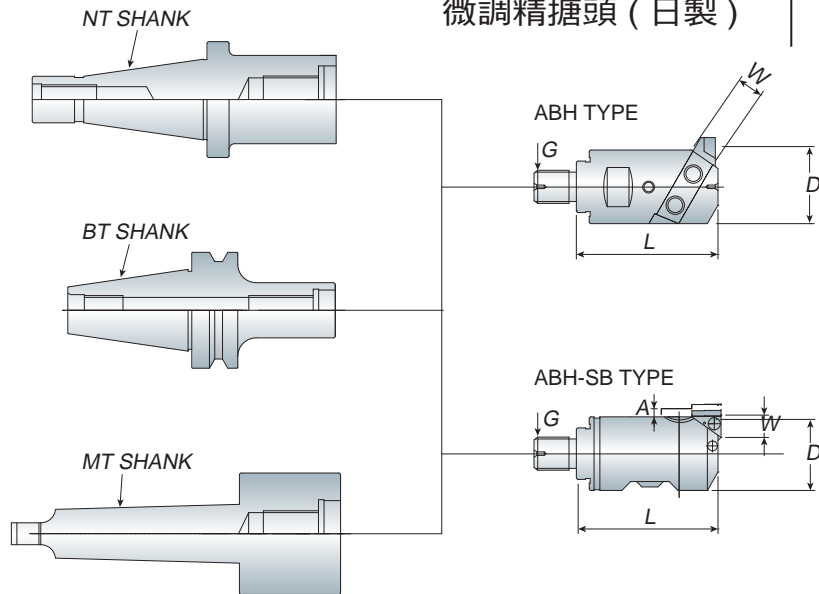
Safety	Model No.	Dimension			
		D	S	d1	d2
	RDHW0501 MO EN-91	5.0	1.50	2.2	-
	RDMW0702 MO EN	7.0	2.38	2.8	3.8
	RDMW1003 MO SN-F6	10.0	3.18	4.4	6.2

Unit: mm



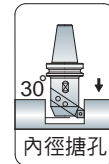
# Fine Boring Head (KKS)

微調精搪頭 (日製)



# ABH

# BT / NT series



## ABH Type

Model No.	Boring Range		D	L	W	G	Weight (kg)
	Min.	Max.					
ABH18(Fine)	22	32	18	50	6	M10x1.5P	0.20
ABH23(Fine)	28	46	23	65	8	M12x1.75P	0.30
ABH30(Fine)	36	60	30	80	10	M16x2.0P	0.50
ABH40(Fine)	46	80	40	90	13	M18x2.5P	1.00
ABH63(Fine)	70	130	63	97	16	M25x2.0P	2.30
ABH83(Fine)	90	160	83	100	16	-	4.00

Unit: mm

- Throw away boring cutter must be ordered separately.
- Fine boring head is made in Japan(KKS).
- ABH18 / ABH23 / ABH30 / ABH40 adjust graduation: 0.05mm
- ABH63 / ABH83 adjust graduation: 0.01mm
- 捨棄式搪刀架為另購品
- ABH 精搪頭為日製 (KKS)
- ABH18 / ABH23 / ABH30 / ABH40 調整刻度 : 0.05mm
- ABH63 / ABH83 調整刻度 : 0.01mm


## ABH-SB Type

Model No.	Boring Range		A	D	L	W	G	Insert	Weight (kg)
	Min.	Max.							
ABH-SB18(Fine)	20	25	2.5	18	40		M10x1.5P		0.20
ABH-SB23(Fine)	25	32	3.5	23	50		M12x1.75P	TPGX08	0.30
ABH-SB30(Fine)	32	42	5	30	60	8.2	M16x2.0P	or	0.40
ABH-SB40(Fine)	42	55	6.5	40	70		M18x2.5P	TPGT08	1.00
ABH-SB50(Fine)	55	73	9	50	72		M22x2.5P		1.80

Unit: mm



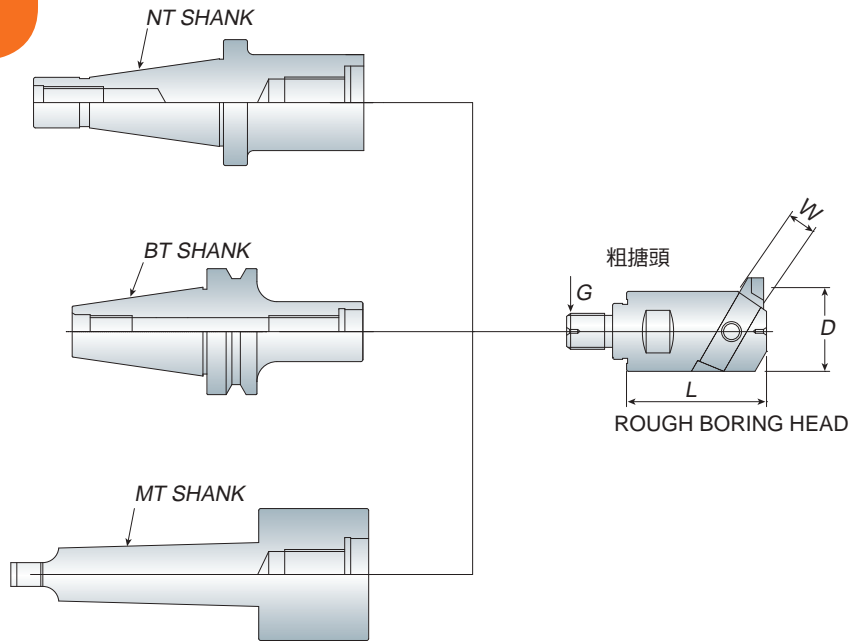
- ABH-SB fine boring head is coolant type.
- Fine boring head is made in Japan(KKS).
- Adjust graduation: 0.01mm
- ABH-SB 精搪頭具有中心出水功能
- ABH-SB 精搪頭為日製 (KKS)
- 調整刻度 : 0.01mm



P116- Boring Cutter

BT / NT  
series

# ABH



## Rough Boring Head (Taiwan)

粗搪頭 (台製)

- Throw away boring cutter must be ordered separately.
- Rough boring head is made in Taiwan.
- 捨棄式搪刀架為另購品
- ABH 粗搪頭為台製

Model No.	Boring Range		D	L	W	G	Weight (kg)
	Min.	Max.					
ABH18(Rough-T)	-	32	18	50	6	M10x1.5P	0.20
ABH23(Rough-T)	28	46	23	65	8	M12x1.75P	0.30
ABH30(Rough-T)	36	60	30	80	10	M16x2.0P	0.50
ABH40(Rough-T)	46	80	40	90	13	M18x2.5P	1.10
ABH63(Rough-T)	70	130	63	97	16	M25x2.0P	2.30
ABH83(Rough-T)	90	160	83	100	16	-	4.00

Unit: mm



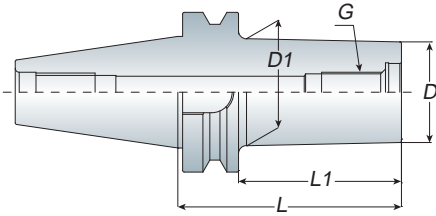
P116- Boring Cutter

# Micro Boring Holder

微調精搪刀桿

# ABH

## BT / NT series



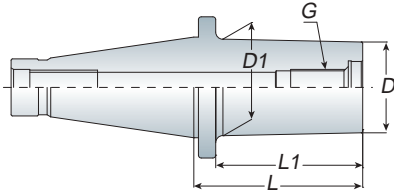
## Features

- ABH (Rough or Fine) / ABH-SB (Fine) boring head must be ordered separately.
- ABH (粗 / 精搪頭) / ABH-SB 精搪頭為另購品



Model No.	Boring Range		D	D1	L1	L	G	Weight (kg)
	Min.	Max.						
BT40 ABH18-060	22	32	18	24	33	60	M10x1.5P	1.20
-080/100	22	32	18	24	53/73	80/100	M10x1.5P	1.30/1.40
ABH23-080	28	46	23	29	53	80	M12x1.75P	1.30
-120	28	46	23	29	93	120	M12x1.75P	1.50
ABH30-080	36	60	30	36	53	80	M16x2.0P	1.40
-105/130	36	60	30	36	78/103	105/130	M16x2.0P	1.50/1.60
ABH40-080	46	80	40	48	53	80	M18x2.5P	1.50
-105	46	80	40	48	78	105	M18x2.5P	1.90
-125/150	46	80	40	48	98/123	125/150	M18x2.5P	2.10/2.40
ABH-SB50-080	55	73	53	53	53	80	M22x2.5P	1.80
-105/130	55	73	53	53	78/103	105/130	M22x2.5P	2.20/2.60
ABH63-080	70	130	63	63	53	80	M25x2.0P	2.20
-105/150	70	130	63	63	78/123	105/150	M25x2.0P	2.90/3.70
BT50 ABH18-080	22	32	18	24	42	80	M10x1.5P	4.00
-120	22	32	18	24	82	120	M10x1.5P	4.20
ABH23-080	28	46	23	29	42	80	M12x1.75P	3.90
-120	28	46	23	29	82	120	M12x1.75P	4.20
ABH30-080	36	60	30	36	42	80	M16x2.0P	4.10
-105/130	36	60	30	36	67/92	105/130	M16x2.0P	4.20/4.40
ABH40-080	46	80	40	48	42	80	M18x2.5P	4.20
-105/125	46	80	40	48	67/87	105/125	M18x2.5P	4.40/4.80
-150/180	46	80	40	48	112/142	150/180	M18x2.5P	5.20/5.40
ABH-SB50-080	55	73	53	53	42	80	M22x2.5P	4.50
-105/125	55	73	53	53	67/87	105/125	M22x2.5P	4.90/5.10
-150/180	55	73	53	53	112/142	150/180	M22x2.5P	5.70/6.00
ABH63-080	70	130	63	63	42	80	M25x2.0P	4.50
-105	70	130	63	68	67	105	M25x2.0P	5.30
-150/180	70	130	63	68	112/142	150/180	M25x2.0P	6.70/7.50
-200/230	70	130	63	68	162/192	200/230	M25x2.0P	8.00/8.40
ABH83-080	90	160	83	83	42	80	-	4.80
-105	90	160	83	58	67	105	-	5.80
-150/210	90	160	83	63/83	112/172	150/210	-	6.30/6.90

Unit: mm



## Features

- ABH (Rough or Fine) / ABH-SB (Fine) boring head must be ordered separately.
- When ordering, please specify the draw bolt with inch size or metric size.
- ABH (粗 / 精搪頭) / ABH-SB 精搪頭為另購品
- 請於訂購時，確認刀桿為英制或公制



Model No.	Boring Range		D	D1	L	L1	G	Draw Bolt
	Min.	Max.						
NT40 ABH18-060	22	32	18	24	76	60	M10x1.5P	5/8"-11 M16x2.0P
-100	22	32	18	24	116	100	M10x1.5P	
ABH23-080	28	46	23	29	96	80	M12x1.75P	
-120	28	46	23	29	136	120	M12x1.75P	
ABH30-080	36	60	30	36	96	80	M16x2.0P	
-130	36	60	30	36	146	130	M16x2.0P	
ABH40-080	46	80	40	48	96	80	M18x2.5P	
-150	46	80	40	48	166	150	M18x2.5P	
ABH63-080	70	130	63	63	96	80	M25x2.0P	
-150	70	130	63	63	166	150	M25x2.0P	
NT50 ABH18-060	22	32	18	24	96	60	M10x1.5P	1"-8 M24x3.0P
-100	22	32	18	24	136	100	M10x1.5P	
ABH23-080	28	46	23	29	96	80	M12x1.75P	
-120	28	46	23	29	136	120	M12x1.75P	
ABH30-080	36	60	30	36	96	80	M16x2.0P	
-130	36	60	30	36	146	130	M16x2.0P	
ABH40-080	46	80	40	48	96	80	M18x2.5P	
-150	46	80	40	48	166	150	M18x2.5P	
-220	46	80	40	48	236	220	M18x2.5P	
ABH63-080	70	130	63	68	96	80	M25x2.0P	
-150	70	130	63	68	166	150	M25x2.0P	
-230	70	130	63	68	246	230	M25x2.0P	
ABH83-080	90	160	83	68	96	80	-	
-130	90	160	83	70	146	130	-	
-200	90	160	83	-	216	200	-	

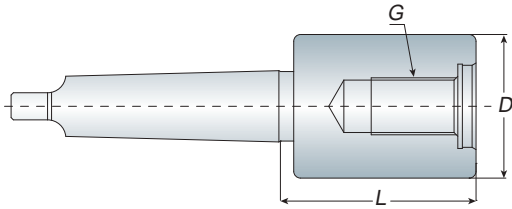
Unit: mm

# Micro Boring Holder

微調精搪刀桿

# ABH

**BT / NT**  
series



## Features

- ABH (Rough or Fine) / ABH-SB (Fine) boring head must be ordered separately.
- MTA-ABH is produced by order.
- ABH (粗 / 精搪頭) / ABH-SB 精搪頭為另購品
- MTA-ABH 為訂單生產



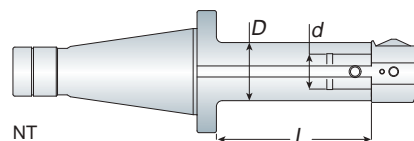
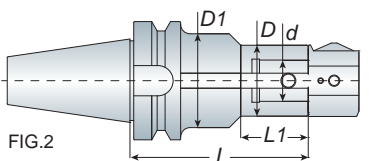
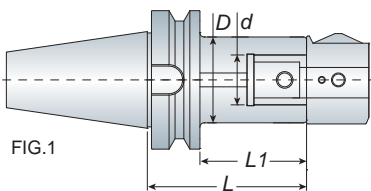
Model No.	Boring Range		D	L	G
	Min.	Max.			
MTA4 ABH18-060	22	32	18	60	M10x1.5P
-100	22	32	18	100	M10x1.5P
ABH23-080	28	46	23	80	M12x1.75P
-120	28	46	23	120	M12x1.75P
ABH30-080	36	60	30	80	M16x2.0P
-130	36	60	30	130	M16x2.0P
ABH40-080	46	80	40	80	M18x2.5P
-150	46	80	40	150	M18x2.5P
ABH63-080	70	130	63	80	M25x2.0P
-150	70	130	63	150	M25x2.0P
MTA5 ABH18-080	22	32	18	80	M10x1.5P
-120	22	32	18	120	M10x1.5P
ABH23-080	28	46	23	80	M12x1.75P
-120	28	46	23	120	M12x1.75P
ABH30-080	36	60	30	80	M16x2.0P
-130	36	60	30	130	M16x2.0P
ABH40-080	46	80	40	80	M18x2.5P
-150	46	80	40	150	M18x2.5P
-220	46	80	40	220	M18x2.5P
ABH63-080	70	130	63	80	M25x2.0P
-150	70	130	63	150	M25x2.0P
-230	70	130	63	230	M25x2.0P
ABH83-050	90	160	83	50	-
-130	90	160	83	130	-
-200	90	160	83	200	-
MTA6 ABH18-080	22	32	18	80	M10x1.5P
-120	22	32	18	120	M10x1.5P
ABH23-080	28	46	23	80	M12x1.75P
-120	28	46	23	120	M12x1.75P
ABH30-080	36	60	30	80	M16x2.0P
-130	36	60	30	130	M16x2.0P
ABH40-080	46	80	40	80	M18x2.5P
-150	46	80	40	150	M18x2.5P
-220	46	80	40	220	M18x2.5P
ABH63-080	70	130	63	80	M25x2.0P
-150	70	130	63	150	M25x2.0P
-230	70	130	63	230	M25x2.0P
ABH83-080	90	160	83	80	-
-130	90	160	83	130	-
-200	90	160	83	200	-

Unit: mm

# Boring System

## ACK Boring Holder + ABJ Boring Head

ACK 搪孔刀桿 + ABJ 精搪頭



Model No.	FIG.	D	d	L	L1	Weight (kg)
BT40 ACK4-080/100	1	39	22	80/100	53/73	1.40/1.60
-125	1	39	22	125	98	1.80
-145/195	2	39	22	145/195	56	1.90/2.10
ACK5-080/100	1	50	28	80/100	53/73	1.60/2.00
-135	1	50	28	135	108	2.50
ACK6-055	1	64	36	55	28	1.40
BT50 ACK4-115/175	1	39	22	115/175	77/137	4.40/5.00
-195/235	2	39	22	195/235	80	5.20/5.60
ACK5-090/135	1	50	28	90/135	52/97	4.20/5.20
-195	1	50	28	195	157	6.10
ACK6-110/170	1	64	36	110/170	72/132	4.90/6.10
-215/255	1	64	36	215/255	177/217	7.50/9.00
-300/350	1	64	36	300/350	262/312	9.60/11.50

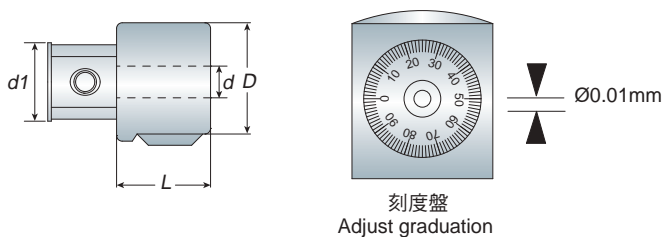
Unit: mm

Model No.	D	d	L	Draw Bolt	Weight (kg)
NT40 ACK4-080/100	39	22	80/100	5/8"-11 M16x2.0P	1.50/1.70
-125	39	22	125		1.90
ACK5-080/100	50	28	80/100		2.00/2.40
-135	50	28	135		2.80
ACK6-055	64	36	55		1.60
NT50 ACK4-115/175	39	22	115/175	1"-8 M24x3.0P	3.60/4.20
ACK5-090/135	50	28	90/135		3.90/4.50
-195	50	28	195		5.40
ACK6-110/170	64	36	110/170		4.40/5.70
-215/255	64	36	215/255		7.20/7.60

Unit: mm

## Modular Micro Boring Head

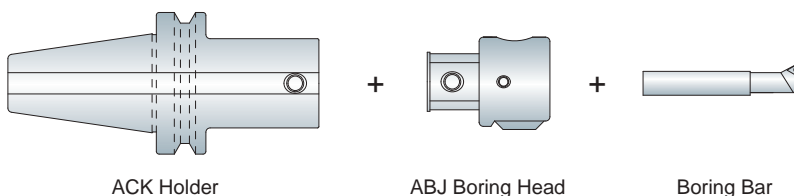
小徑微調搪孔頭



- ABJ modular micro boring system includes 3 types boring range: 1. ABJ10: 6 ~ 25mm 2. ABJ12: 6 ~ 32mm 3. ABJ16: 6 ~ 50mm
- ABJ could use 3 types boring bar: BJ10B, BJ12B and BJ16
- Boring holder and boring bar must be ordered separately. => refer to P.130
- ABJ 微調搪孔範圍可分為三種 1. ABJ10: 6 ~ 25mm 2. ABJ12: 6 ~ 32mm 3. ABJ16: 6 ~ 50mm
- ABJ 搪刀分為三種規格：BJ10B、BJ12B 以及 BJ16.
- 搪孔刀桿及搪刀為另購品 => 請參考 P.130

Model No.	Boring Range	d	d1	D	L	Holder / Adapter Type	Weight (kg)
ABJ10	6~25	10	22	39	29	ACK4	0.4
ABJ12	6~32	12	28	50	36	ACK5	0.6
ABJ16	6~50	16	36	64	45	ACK6	1.2

Unit: mm

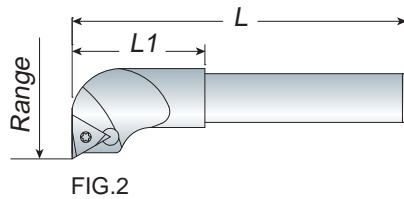
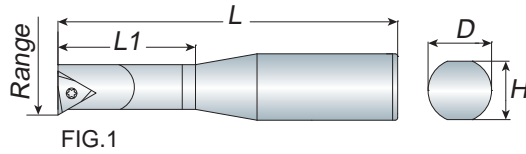
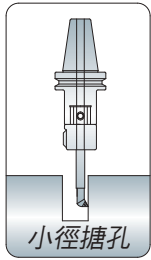


# 10B / 12B / 16 Boring Bar / Boring Bar Set

搪刀 / 搪刀組

**BJ**

**BT / NT**  
series



Model No.	Dimension					Insert	Screw	Wrench	Weight (kg)
	D	Range	L	L1	H				
BJ10B06-24		6~8	64	24		WBGTO601..L	MS2003A	T6	0.03
BJ10B08-32		8~10	64	32		TBGTO601..L	MS2004A		0.03
BJ10B10-40		10~12	72	40			MS2005A		0.04
BJ10B12-45	10	12~16	77	22	9	TPGH0902..L	MS2506A	T9	0.04
BJ10B16-45		16~20	77	22					0.05
BJ10B20-45		20~25	77	25					0.05
BJ10B-6PCS/SET	BJ10B06-24, BJ10B08-32, BJ10B10-40, BJ10B12-45, BJ10B16-45, BJ10B20-45								0.60

Unit: mm


Model No.	Dimension					Insert	Screw	Wrench	Weight (kg)
	D	Range	L	L1	H				
BJ12B06-24		6~8	64	24		WBGTO601..L	MS2003A	T6	0.03
BJ12B08-32		8~10	64	32		TBGTO601..L	MS2004A		0.03
BJ12B10-40		10~12	72	40			MS2005A		0.05
BJ12B12-45	12	12~16	77	45	11	TPGH0902..L	MS2506A	T9	0.05
BJ12B16-45		16~20	77	22					0.06
BJ12B20-45		20~25	77	25					0.06
BJ12B25-45		25~32	77	25		TPGH1103..L	MS3008A	T9	0.07
BJ12B-7PCS/SET	BJ12B06-24, BJ12B08-32, BJ12B10-40, BJ12B12-45, BJ12B16-45, BJ12B20-45, BJ12B25-45								0.70

Unit: mm

- The insert must be ordered separately.
- The boring bar that could be contact with the other size boring head, collet and carbide holder. => refer to P.131
- 刀片為另購品
- 搪孔刀桿可另外選購搪孔頭、套筒及鎢鋼柄搪刀桿使用 => 請參考 P.131

Model No.	Dimension					Insert	Screw	Wrench	Weight (kg)
	D	Range	L	L1	H				
BJ1606-24		6~8	68	24		WBGTO601..L	MS2003A	T6	0.15
BJ1608-32		8~10	74	32		TBGTO601..L	MS2004A		0.15
BJ1610-40		10~12	75	40			MS2005A		0.15
BJ1612-53	16	12~16	85	53	15	TPGH0902..L	MS2506A	T9	0.15
BJ1614-60		14~16	103	60					0.20
BJ1616-68		16~20	100	68					0.20
BJ1620-83		20~25	115	35		TPGH1103..L	MS3008A	T9	0.20
BJ1625-90		25~30	122	35					0.25
BJ1630-90		30~40	122	40					0.25
BJ1635-90		35~40	122	40					0.25
BJ1640-90		40~50	122	40					0.25
BJ1645-90	45~50	122	40	0.25					
BJ16-8PCS/SET	BJ1608-32, BJ1610-40, BJ1612-53, BJ1616-68, BJ1620-83, BJ1625-90, BJ1630-90, BJ1640-90								1.90

Unit: mm



- For the detail size and info, please refer P.132.
- 詳細規格及資料，請參考 P.132

## Collet



Model No.	Dimension		Carbide Holder	Weight (kg)
	d	D		
EC1605	5	16	SC05H-SWUBR-06	0.05
EC1606	6	16	SC06J-SWUBR-06	0.05
EC1608	8	16	SC08-M05...	0.05
EC1610	10	16	SC10-M06...	0.04
EC1612	12	16	SC12-M06...	0.03
EC1614	14	16	SC14-M06...	0.02

Unit: mm



# Boring Head / Spare Parts

# ABJ

# BT / NT series

搪孔刀頭 / 配件



## Carbide Holder

Model No.	Dimension			Suitable Collet	Insert	Screw	Wrench	Weight
	D	Range	L					
SC05H-SWUBR-06	5	6-7.5	100	EC1605	WBGTO601..L	MS2003A	T6	0.03
SC06J-SWUBR-06	6	7-9	110	EC1606	WBGTO601..L	MS2003A		0.05

Unit: mm

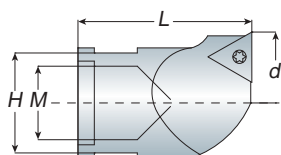


## Carbide Holder



Model No.	Dimension			Boring Head	Collet	Weight (kg)
	D	L	M			
SC08-M05-115	8	115	M05	BE09A, BE10.5A	EC1608	0.09
SC10-M06-115	10	115	M06	BE12A	EC1610	0.14
SC10-M06-135		135				0.16
SC10-M06-160		160				0.19
SC12-M06-135	12	135	M06	BE14A, BE16A	EC1612	0.23
SC12-M06-165		165				0.28
SC14-M06-160	16	160	M06	BE14A, BE16A	EC1614	0.37
SC16-M10-105	16	105	M10	BE18A~BE50A	-	0.32
SC16-M10-140		140				0.43
SC16-M10-180		180				0.54

Unit: mm



## Boring Head



Model No.	Dimension					Insert	Screw	Wrench	Weight (kg)
	d	L	H	M	Range				
BE09A	9	18	7	M05	9~10.5	TP.. 0802..	MS2205A		0.03
BE10.5A	10.5				10.5~12				
BE12A	12	23	10	M06	12~14	TP.. 0802..	MS2206A	T7	0.06
BE14A	14				14~16				
BE16A	16				16~18				
BE18A	18	27	14	M10	18~20				
BE20A	20				20~22				
BE22A	22				22~24				
BE24A	24				24~26				
BE26A	26				26~28				
BE28A	28				28~30				
BE30A	30				30~32				
BE32A	32				32~34				
BE34A	34				34~36				
BE36A	36				36~38				
BE38A	38	38~40							
BE40A	40	40~42							
BE42A	42	42~44							
BE44A	44	44~46							
BE46A	46	46~48							
BE48A	48	48~50							
BE50A	50	50~52							

Unit: mm

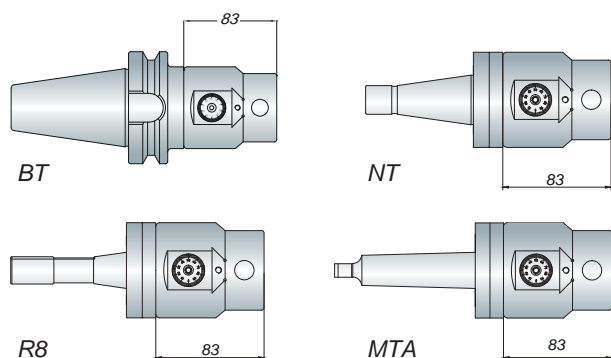


# NBH2084 Micro Boring System

## NBH2084 微調搪孔系統

# NBH

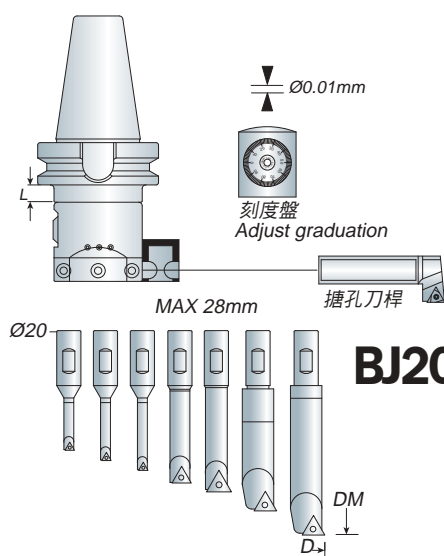
# BT / NT series



Model No.	Boring Range	Holder	Draw Bolt	Weight (kg)
BT40 NBH2084/SET	8~280	BT40 NBH2084	-	7.00
BT50 NBH2084/SET	8~280	BT50 NBH2084	-	9.50
NT30 NBH2084/SET	8~280	NT30 NBH2084	1/2"-12 M12x1.75P	6.00
NT40 NBH2084/SET	8~280	NT40 NBH2084	5/8"-11 M16x2.0P	6.35
NT50 NBH2084/SET	8~280	NT50 NBH2084	1"-8 M24x3.0P	8.90
MTA4 NBH2084/SET	8~280	MTA4 NBH2084	-	6.80
MTA5 NBH2084/SET	8~280	MTA5 NBH2084	-	7.40
R8 NBH2084/SET	8~280	R8 NBH2084	7/16"x20UNF	6.20

Unit: mm

- NBH2084 micro boring system which boring range is from 8 ~ 280mm.
- NBH2084 tool holder set is attached 3pcs of BJ20 boring bars which are according to your request to choice.
- NBH2084 微調搪孔系統：  
搪孔範圍 8 ~ 280mm
- NBH2084 搪孔組均附 3 支搪孔刀桿，其尺寸可依需求選擇



## BJ20 Boring Bar Set

BJ20 搪刀組



Model No.	Boring Range (D Min.~D Max.)	Dimension (DM)	Insert	Screw	Wrench	Weight (kg)
BJ2008-32	8~11	32	TBGT0601..L	MS2004A	T6	0.15
BJ2010-40	10~13	40		MS2005A		0.15
BJ2012-53	12~17	53	TPGH0902..L	MS2506A	T9	0.15
BJ2016-68	16~21	68				0.20
BJ2020-83	20~130	83	TPGH1103..L	MS3008A	T9	0.25
BJ2025-96	25~135	96				0.35
BJ2030-115	30~140	115				0.40
BJ20-20L	120~280	83 + L				0.30

Unit: mm

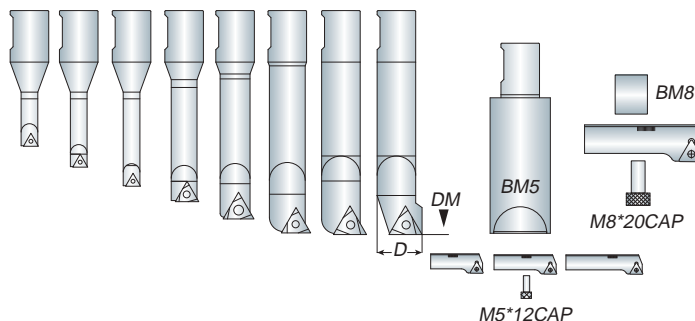
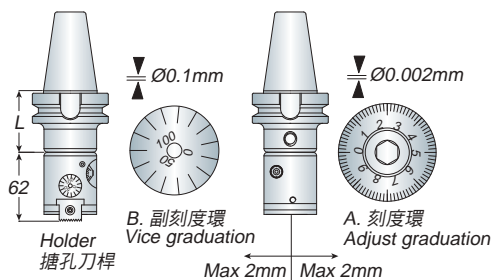
- Insert must be ordered separately.
- 刀片為另購品

BT / NT  
series

HBOR

# HBOR50 Micro Boring System

HBOR50 微調搪孔系統組



## Features

- HBOR50 micro boring system which boring range is from 6 ~ 90mm.
- The inside diameter of HBOR50 micro boring system is 16mm.
- Insert must be ordered separately.
- HBOR50 微調搪孔系統組：搪孔範圍 6 ~ 90mm
- HBOR50 微調搪孔本體中的內孔為 16mm
- 刀片為另購品

Model No.	Boring Range	Holder	L	Weight (kg)
BT30 HBOR50/SET	6~90	BT30 HBOR50-093	45	8.00
BT40 HBOR50/SET	6~90	BT40 HBOR50-102	50	8.80
BT50 HBOR50/SET	6~90	BT50 HBOR50-102	65	12.70

Unit: mm

Model No.	Boring Range (D Min.~D Max.)	Dimension (DM)	Insert	Screw	Wrench	Weight (kg)
BR1606-21	6~9	21	WBGTO601..L	SB-1STR-M2	T6	0.10
BR1608-28	8~11	28	TBGT0601..L	SB-1STR-M2	T6	0.10
BR1610-35	10~13	35				0.10
BR1612-42	12~15	42				0.10
BR1614-50	14~17	50	TPGH0902..L	SB-2TR-M2.5	T8	0.15
BR1616-60	16~20	60				0.15
BR1620-65	20~24	65	TPGH1103..L	SB-3TR-M3	T8	0.20
BR1624-68	24~28	68				0.20
BM5	60 + SRTP2938 or SRTP3652 or SRTP4468			M5x12CAP	○4	0.40
SRTP2938	29~38	+10				0.03
SRTP3652	36~52	+12	TPGH0902..L	SB-2TR-M2.5	T8	0.05
SRTP4468	44~68	+12				0.05
BM8	+ SRTP5790			M8x20CAP	○6	0.03
SRTP5790	57~90	+20	TPGH1103..L	SB-3TR-M3	T8	0.15

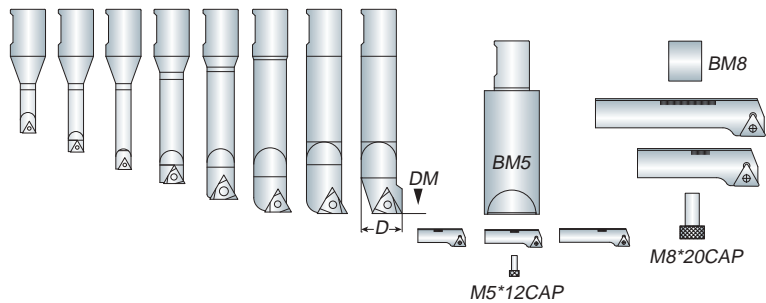
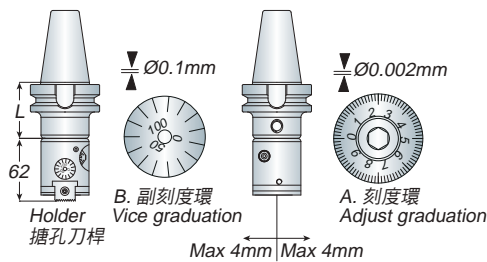
Unit: mm

# HBOR63 Micro Boring System

HBOR63 微調搪孔系統組

# HBOR

BT / NT  
series



## Features

- HBOR63 micro boring system which boring range is from 6 ~ 150mm.
- The inside diameter of HBOR63 micro boring system is 16mm.
- HBOR63 boring head can match BM140 series for optional. It can extend boring range to 280mm (6 ~ 280mm). => refer to P.137
- Insert must be ordered separately.
- HBOR63 微調搪孔系統組：搪孔範圍 6 ~ 150mm
- HBOR63 微調搪孔本體中的內孔為 16mm
- HBOR63 微調搪孔系統組可另選配 BM 系列，使其搪孔範圍延展至 280mm(6 ~ 280mm) => 請參考 P.137
- 刀片為另購品

Model No.	Boring Range	Holder	L	Draw Bolt	Weight (kg)
BT40 HBOR63/SET	6~150	BT40 HBOR63-102	55	-	9.70
BT50 HBOR63/SET	6~150	BT50 HBOR63-122	65	-	12.30
			85	-	12.70
NT40 HBOR63/SET	6~150	NT40 ACK6-055	55	5/8"-11 M16x2.0P	9.60
NT50 HBOR63/SET	6~150	NT50 ACK6-065	65	1"-8 M24x3.0P	11.70

Unit: mm

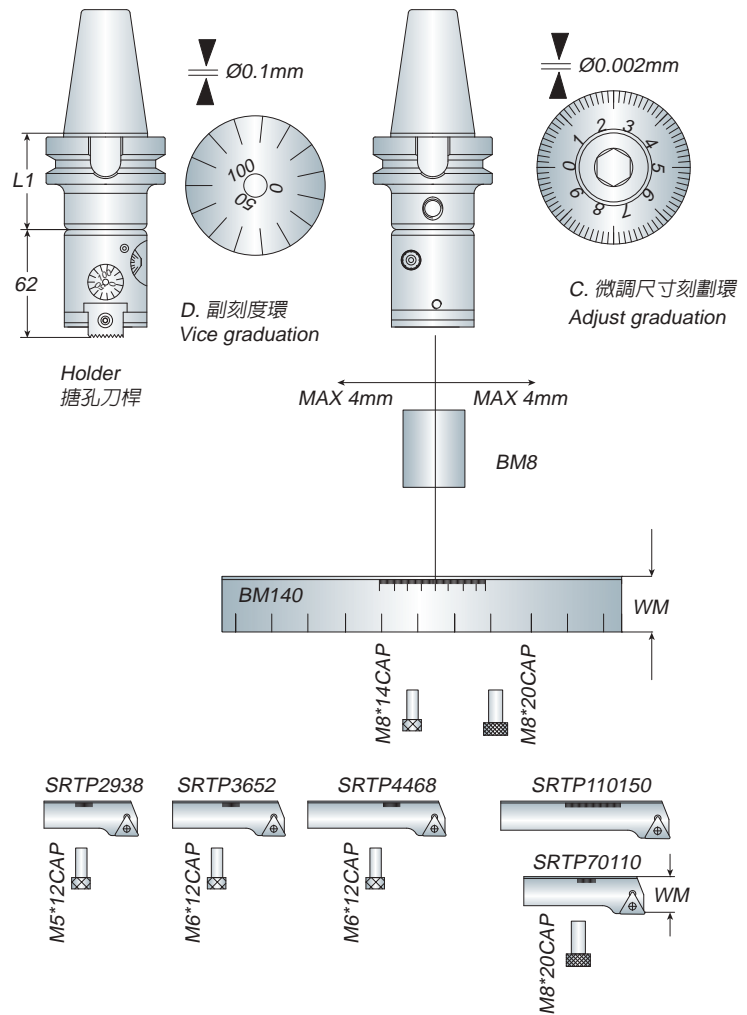
Model No.	Boring Range (D Min.~D Max.)	Dimension (DM)	Insert	Screw	Wrench	Weight (kg)
BR1606-21	6~9	21	WBGTO601..L	SB-1STR-M2	T6	0.10
BR1608-28	8~11	28	TBGT0601..L	SB-1STR-M2	T6	0.10
BR1610-35	10~13	35				0.10
BR1612-42	12~15	42				0.10
BR1614-50	14~17	50	TPGH0902..L	SB-2TR-M2.5	T8	0.15
BR1616-60	16~20	60				0.15
BR1620-65	20~24	65	TPGH1103..L	SB-3TR-M3	T8	0.20
BR1624-68	24~28	68				0.20
BM5	60+ SRTP2938 or SRTP3652 or SRTP4468			M5x12CAP	○ 4	0.40
SRTP2938	29~38	+10				0.03
SRTP3652	36~52	+12	TPGH0902..L	SB-2TR-M2.5	T8	0.05
SRTP4468	44~68	+12				0.05
BM8	+SRTP70110 or SRTP110150			M8x20CAP	○ 6	0.03
SRTP70110	70~110	+20				0.15
SRTP110150	110~150	+20	TPGH1103..L	SB-3TR-M3	T8	0.30

Unit: mm



Features

- BM140 micro boring holder matches with HBOR63 boring head.
- The boring range of BM140 boring system is from 150 ~ 280mm.
- BM140 精搪刀桿運用於 HBOR63 刀桿
- BM140 精搪範圍為 150 ~ 280mm



Model No.	Boring Range (D Min.~D Max.)	WM	Weight (kg)
BM140	+BM8	20	0.60
SRTP2938	150~200	10	0.03
SRTP3652	160~210	12	0.05
SRTP4468	170~220	12	0.05
SRTP70110	140~240	19	0.15
SRTP110150	180~280	19	0.30

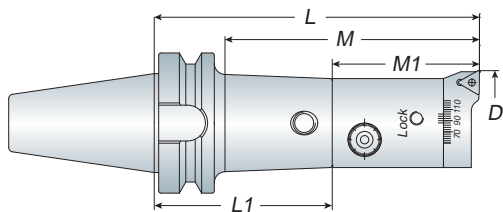
Unit: mm

# Micro Boring Holder

極細微調精搪孔刀桿

# HBOR

BT / NT  
series



Model No. (Boring range Min.~Max.)	M	L	Micro Boring and Cutting System					Weight (kg)
			Holder (L1)	Boring Head	Connector	Insert Holder	M1	
BT30 HBOR25-075 (M29-38)	75	105	BT30 HBOR25-055	HBOR25	M5	SRTP2938	50	1.20
HBOR32-093 (M36-52)	93	118	BT30 HBOR32-055	HBOR32	M6	SRTP3652	63	1.40
HBOR40-093 (M44-68)		118	BT30 HBOR40-055	HBOR40		SRTP4468	63	1.70
HBOR50-093 (BM57-90)		125	BT30 HBOR50-045	HBOR50	BM8	SRTP5790	80	2.00
HBOR63-093 (BM70-110)		145	BT30 HBOR63-065	HBOR63		SRTP70110	80	3.10
BT40 HBOR25-090 (M29-38)	90	122	BT40 HBOR25-072	HBOR25	M5	SRTP2938	50	1.90
HBOR32-102 (M36-52)	102	135	BT40 HBOR32-072	HBOR32	M6	SRTP3652	63	2.20
HBOR40-102 (M44-68)		135	BT40 HBOR40-072	HBOR40		SRTP4468	63	2.40
HBOR50-102 (BM57-90)		130	BT40 HBOR50-050	HBOR50	BM8	SRTP5790	80	3.00
HBOR63-102 (BM70-110)		135	BT40 HBOR63-050	HBOR63		SRTP70110	80	3.60
HBOR63-102 (BM110-150)	135	BT40 HBOR63-055	HBOR63	SRTP110150		80	3.70	
BT50 HBOR25-102 (M29-38)	102	165	BT50 HBOR25-115	HBOR25	M5	SRTP2938	50	4.70
-127 (M29-38)	127	190	BT50 HBOR25-140					4.80
-152 (M29-38)	152	215	BT50 HBOR25-162					4.90
HBOR32-135 (M36-52)	135	198	BT50 HBOR32-135	HBOR32	M6	SRTP3652	63	5.30
-165 (M36-52)	165	228	BT50 HBOR32-165					5.90
-200 (M36-52)	200	263	BT50 HBOR32-200					6.20
HBOR40-135 (M44-68)	135	198	BT50 HBOR40-135	HBOR40	M6	SRTP4468	63	5.60
-185 (M44-68)	185	248	BT50 HBOR40-185					6.30
-225 (M44-68)	225	288	BT50 HBOR40-225					6.50
-265 (M44-68)	265	328	BT50 HBOR40-265					6.80
HBOR50-102 (BM57-90)	102	145	BT50 HBOR50-065	HBOR50	M6	SRTP5790	80	5.50
-202 (BM57-90)	202	245	BT50 HBOR50-165					7.00
-252 (BM57-90)	252	295	BT50 HBOR50-215					7.40
-302 (BM57-90)	302	345	BT50 HBOR50-265					8.50
HBOR63-122 (BM70-110)	122	165	BT50 HBOR63-085	HBOR63	BM8	SRTP70110	80	7.00
-202 (BM70-110)	202	245	BT50 HBOR63-165					8.40
-252 (BM70-110)	252	295	BT50 HBOR63-215					10.00
-302 (BM70-110)	302	345	BT50 HBOR63-265					11.60
HBOR63-122 (BM110-150)	122	165	BT50 HBOR63-085	HBOR63	BM8	SRTP110150	80	7.20
-202 (BM110-150)	202	245	BT50 HBOR63-165					8.60
-252 (BM110-150)	252	295	BT50 HBOR63-215					10.20
-302 (BM110-150)	302	345	BT50 HBOR63-265					11.80

Unit: mm

## Features

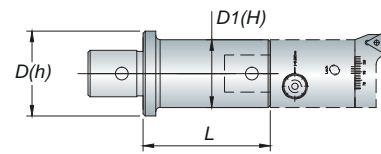
- HBOR SET = holder + boring head + connector + insert holder
- The boring range of HBOR is from 29 ~ 150mm that are according to your request to choice.
- HBOR 極細微調精搪孔刀桿是由搪孔刀桿、精搪刀頭、連接器和精搪刀座組成
- HBOR 極細微調精搪孔刀桿之搪孔範圍為 29 ~ 150mm，可依需求選擇

BT / NT  
series

**HBOR**

## Adapter

縮徑接桿

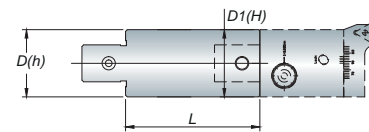


Model No.	D	D1	L	Weight (kg)
h32-H25-025	32	25	32	0.20
h40-H25-030	40	25	40	0.30
-H32-030	40	32	40	0.40
h50-H25-035	50	25	50	0.50
-060	50	25	75	0.60
-H32-035	50	32	50	0.60
-067	50	32	82	0.80
-H40-035	50	40	50	0.70
-075	50	40	90	1.10
h63-H25-040	63	25	63	0.80
-090	63	25	113	1.10
-H32-040	63	32	63	0.90
-100	63	32	127	1.30
-H40-040	63	40	63	1.10
-120	63	40	143	1.80
-H50-040	63	50	63	1.20
-140	63	50	163	2.80

Unit: mm

## Extension Adapter

延長接桿

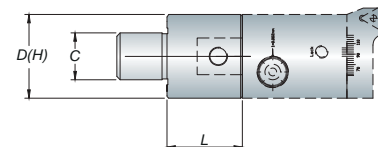


Model No.	D	D1	L	Weight (kg)
h25-H25-025	25	25	25	0.10
-050	25	25	50	0.30
h32-H32-032	32	32	32	0.20
-064	32	32	64	0.60
h40-H40-040	40	40	40	0.40
-080	40	40	80	0.80
h50-H50-050	50	50	50	0.80
-100	50	50	100	1.50
h63-H63-063	63	63	63	1.50
-126	63	63	126	2.80

Unit: mm

## Adapter - Straight Shank

直柄接桿



- Suitable for HBOR micro boring head and ACK/BCK boring cutter.
- 適用於 HBOR 極細微調精搪孔頭和 ACK/BCK 刀頭

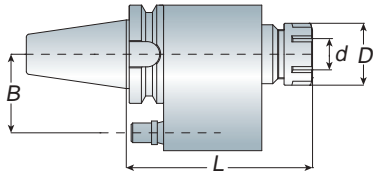
Model No.	C	D	L	Weight (kg)
C32 H25-035	32	25	53	0.30
H32-040	32	32	40	0.50
H40-040	32	40	40	0.80
H50-040	32	50	40	0.90
H63-055	32	63	55	1.30

Unit: mm



# Oil-Feed Holder

油路刀桿



Model No.	Clamping Range (d)	D	L	B (中心距)	Collet Type	Weight (kg)
BT40 ERO32-155	4~20	50	155	60/65	ER32-CL	4.70
ERO40-160	4~26	63	160	60/65	ER40-CL	4.90
BT50 ERO32-160	4~20	50	160	80/82	ER32-CL	7.90
ERO40-170	4~26	63	170	80/82	ER40-CL	8.30

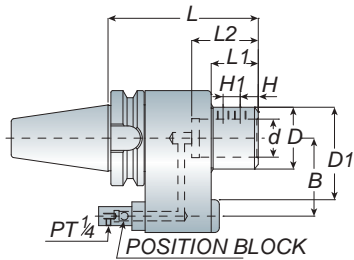
Unit: mm

# ERO

BT / NT  
series



- ERO oil-feed holder must be used with ER coolant nut and ER coolant collet (refer to P.15).
- When ordering, please specify the B size of oil-feed holder according to your machine.
- ERO 油路刀桿需與止水螺帽與止水筒夾 (請參考 P.15) 一起使用
- 請於訂購時，依據機台規格確認中心距離 (B 的尺寸)



# Oil-Feed Holder

油路刀桿

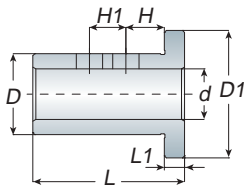
Model No.	d	D	D1	L	L1	L2	H	H1	B (中心距)	Weight (kg)
BT40 SLO32-155	32	53	90	155	50	60	15	15	60/65	4.90
SLO40-155	40	70	90	155	50	70	19	18	60/65	5.00
BT50 SLO32-160	32	54	100	160	50	60	15	15	80/82	8.00
SLO40-160	40	64	100	160	50	70	19	18	80/82	8.40

Unit: mm

# SLO



- When ordering, please specify the B size of oil-feed holder according to your machine.
- 請於訂購時，依據機台規格確認中心距離 (B 的尺寸)



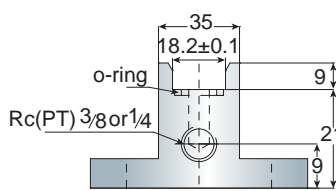
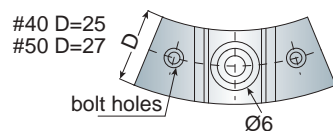
# Reducing Sleeve

油路刀套

Model No.	d	D	D1	L	L1	H	H1	Weight (kg)
CSO32	6,8,10,12,16,20,25	32	53	65	10	15	15	0.40
CSO40	6,8,10,12,16,20,25,32	40	63	75	10	19	18	0.90

Unit: mm

# CSO



# Positioning Block

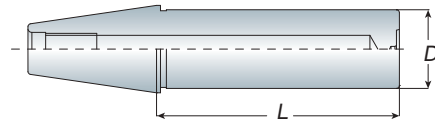
止動塊



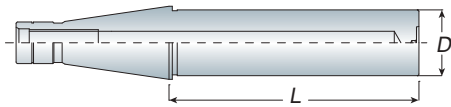
# BT / NT series

# TA

## Test Bar 測試棒



- Test arbor is used to measure the runout of machine spindle.
- Taper Contant > 85%
- 測試棒為測量機台主軸精準度用
- 錐度密合度 > 85%



Model No.	D	L	Roundness 真圓度	Concentricity 同心度	Weight (kg)
BT30 TA30-200	30	200	< 0.003	< 0.005	2.20
-250	30	250			2.50
BT40 TA40-250	40	250			3.70
-300	40	300			4.00
-350	40	350			4.80
BT50 TA40-315	40	315			5.50
-350	40	350			5.90
-400	40	400			6.50
TA63-315	63	315			10.20
-350	63	350			10.90
-400	63	400			12.00

Unit: mm

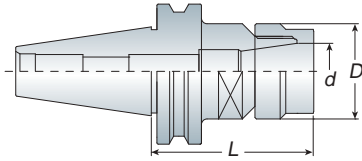
- Test arbor is used to measure the runout of machine spindle.
- When ordering, please specify the draw bolt with inch size or metric size.
- Taper Contant > 85%
- 測試棒為測量機台主軸精準度用
- 請於訂購時，確認刀桿為英制或公制
- 錐度密合度 > 85%

Model No.	D	L	Roundness 真圓度	Concentricity 同心度	Draw Bolt	Weight (kg)
NT30 TA30-200	30	200	< 0.003	< 0.005	1/2"-12 M12x1.75P	2.40
-300	30	300				2.70
NT40 TA40-250	40	250			5/8"-11 M16x2.0P	3.80
-300	40	300				4.20
-350	40	350				5.00
NT50 TA40-300	40	300			1"-8 M24x3.0P	6.20
-350	40	350				6.60
-400	40	400				7.10
TA63-300	63	300				10.90
-350	63	350				11.60
-400	63	400				12.70

Unit: mm

## ER Balanced Tool Holder

彈性筒夾本體



Model No.	Clamping Range(d)	D	L	Collet Type	Wrench	Weight (kg)
ISO20 ER16-030M	1~10	22	30	ER16	WM16	0.20
ISO25 ER20-030M	1~13	28	30	ER20	WM20	0.20
AISO25 ER20-030M	1~13	28	30	ER20	WM20	0.20
ISO30 ER16-055	1~10	28	55	ER16	WER16	0.60
ER20-060	1~13	34	60	ER20	WER20	0.60
ER25-060	2~16	42	60	ER25	WER25	0.70
ER32-060	2~20	50	60	ER32	WER32	0.70

Unit: mm

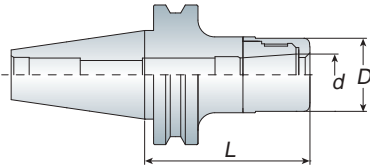
# ISO

## ISO/NBT series



## ASK Balanced Tool Holder

高轉速精密筒夾本體



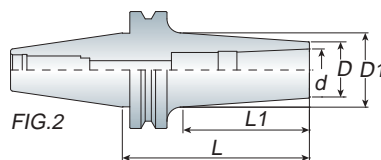
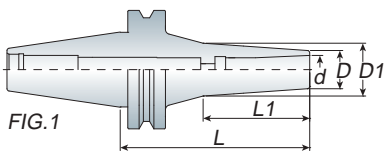
Model No.	Clamping Range (d)	D	L	Collet Type	Wrench	Weight (kg)
ISO20 ASK10-040	2~10	27	40	ASK10	WASK10	0.30
ISO25 ASK10-040	2~10	27	40	ASK10	WASK10	0.30
AISO25 ASK10-040	2~10	27	40	ASK10	WASK10	0.30
ISO25 ASK13-040	3~13	33	40	ASK13	WASK13	0.50
AISO25 ASK13-040	3~13	33	40	ASK13	WASK13	0.50
ISO30 ASK10-060	2~10	27	60	ASK10	WASK10	0.70
ASK16-060	3~16	40	60	ASK16	WASK16	0.80

Unit: mm



## ADS Balanced Tool Holder

後拉式夾頭刀桿



Model No.	FIG.	Clamping Range (d)	D	D1	L1	L	Weight (kg)
ISO30 ADS08-080	1	3~8	16	22	45	80	0.60
ADS12-080	2	3~12	23	32	55	80	0.70

Unit: mm



- AISO is for "DOUBLE CONTACT SYSTEM"
- For small CNC machine center and engraving machine.
- Wrench, collet and stop screw must be ordered separately.
- Balancing: 30,000 r.p.m. G2.5

- AISO 適用於兩面拘束系統
- 適用於木工機及雕刻機
- 扳手、筒夾和止付螺絲為另購品
- 動平衡：30,000 r.p.m. G2.5



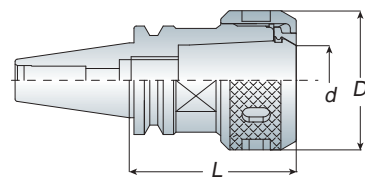
P33- ADS Collet

ISO/NBT  
series

ISO

## OZ Balanced Tool Holder

重切削筒夾本體



P41- OZ Collet

P41- OZ Nut

P41- Wrench

Model No.	d	D	L	Collet Type	Wrench	Weight (kg)
ISO30 OZ25-070	3~25	60	70	OZ25	WOZ25	1.00

Unit: mm



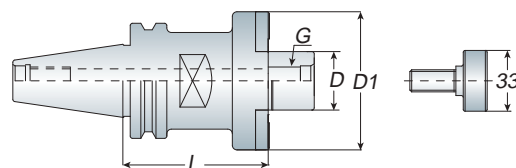
## FMA Balanced Tool Holder

平面銑刀桿

- For small CNC machine center and engraving machine.
- Balancing: 30,000 r.p.m G2.5
- 適用於木工機及雕刻機
- 動平衡：30,000 r.p.m G2.5



P229  
Face Mill Cutter



Model No.	D	D1	L	G	Weight (kg)
ISO30 FMA25.4-050	25.4	60	50	M12	1.00

Unit: mm



## Locking Device

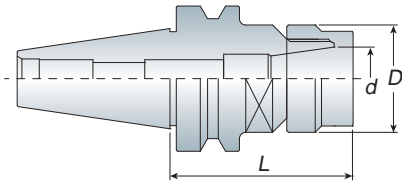
鎖刀座

Model No.	Holder Type	Weight (kg)
LD-ISO20	ISO20	5.50
LD-ISO25	ISO25	5.90
LD-ISO30	ISO30	6.30

Unit: mm

# ER Collet Chuck (Without Keyway)

彈性筒夾本體 (無鍵槽)



**NBT**

**ISO/NBT**  
series



Model No.	Clamping Range (d)	D	L	Collet Type	Wrench	Weight (kg)
NBT30 ER16-060	1~10	28	60	ER16	WER16	0.70
ER20-060	1~13	34	60	ER20	WER20	0.70
ER25-060	2~16	42	60	ER25	WER25	0.80
ER32-060	2~20	50	60	ER32	WER32	0.80

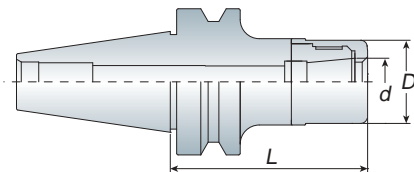
Unit: mm

- ER collet chuck with the flexibility that can clamp drill, reamers, end mills and taps.
- ER collet chuck is also suitable for ER bearing nut and wrench.
- Wrench and Stop Screw must be ordered separately.
- Balancing: 30,000 r.p.m G2.5
- ER 筒夾具有彈性，適合夾持鑽頭、鉸刀、銑刀及絲攻刀具
- ER 刀桿可另外選配 ER 鋼珠螺帽及扳手
- ER 扳手及止付螺絲為另購品
- 動平衡：30,000 r.p.m G2.5



# ASK High Speed Collet Chuck (Without keyway)

高轉速精密筒夾本體 (無鍵槽)



Model No.	Clamping Range (d)	D	L	Collet Type	Wrench	Weight (kg)
NBT30 ASK10-085	2~10	27	80	ASK10	WASK10	0.80
ASK16-085	3~16	40	80	ASK16	WASK16	0.90

Unit: mm

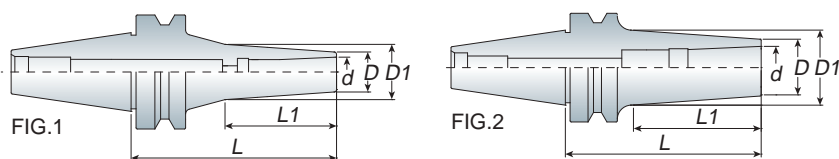


- ASK tooling systems are suitable for high speed and high precision cutting.
- Special nut design provides better cutting condition and reducing cutting vibration.
- ASK collet can be achieve the best cutting condition when using AA grade.
- Wrench and Stop Screw must be ordered separately.
- Balancing: 30,000 r.p.m G2.5
- ASK 系列適用於高轉速、高精密切削加工，切削效果佳
- 螺帽獨特設計可降低高轉速切削時的風阻及噪音並提升工作效能
- 欲達到切削效果佳，可搭配使用 AA 級筒夾
- ASK 扳手及止付螺絲為另購品
- 動平衡：30,000 r.p.m G2.5



## ADS High Speed Collet Chuck (Without Keyway)

後拉式夾頭刀桿 (無鍵槽)



- ADS tool holder is suitable for high-speed and high precision cutting. Tool holder designed without nut could reduce cutting vibration.
- Wrench is attached for each ADS tool holder.
- Balancing: 30,000 r.p.m G2.5
- ADS 刀桿適用於高速精密加工。無螺帽設計，降低加工時物件干涉
- 筒夾後拉式設計，操作簡易
- 每支 ADS 刀桿均附 1 支扳手
- 動平衡：30,000 r.p.m G2.5

Model No.	FIG.	Clamping Range (d)	D	D1	L1	L	Weight (kg)
NBT30 ADS08-080	1	3~8	16	22	45	80	0.65
ADS12-080	2	3~12	23	32	55	80	0.70

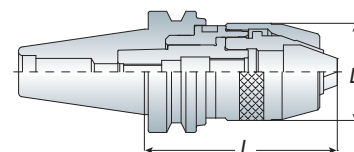
Unit: mm



P33-ADS Collet

## APU Drill Chuck Holder (Without Keyway)

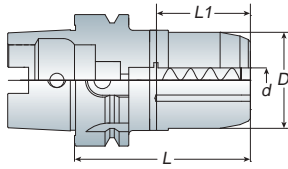
直截式鑽夾頭刀桿 (無鍵槽)



- The shank and keyless drill chuck are combined together so that to avoid the drill chuck slipping out for heavy-duty and high-speed cutting.
- Wrench is attached for each APU drill chuck holder.
- APU 刀桿和鑽夾頭結為一體，可避免鑽頭於高速及重切削時掉落或鬆脫
- 每支 APU 刀桿均附 1 支扳手

Model No.	Clamping Range	D	L		Weight (kg)
			Min.	Max.	
NBT30 APU08-080	0.3~8	36.3	75	82	1.20
APU13-100	0.3~13	51.5	97	104.5	1.60

Unit: mm



## Double Power Chuck

超倍力夾頭刀桿

Model No.	d	D	L	L1	Wrench	Weight (kg)
HSK63A AMG10-090	10	46	90	54	WAMG12	1.30
AMG12-090	12	46	90	54	WAMG12	1.30
AMG16-090	16	54	90	60	WAMG16	2.00
AMG20-110	20	58	110	70	WAMG20	2.30
AMG25-110	25	62	110	83	WAMG25	2.30
AMG32-115	32	70	115	80	WAMG32	2.40
HSK100A AMG20-120	20	58	120	70	WAMG20	4.00
AMG25-120	25	62	120	83	WAMG25	4.00
AMG32-120	32	70	120	80	WAMG32	4.20

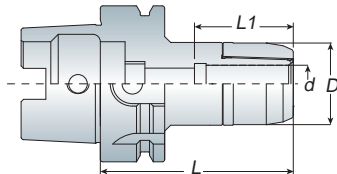
Unit: mm



- **AMG Double Power Chuck** with nut for C-WRENCH is available.
- Please change name from AMG to AMC of each model no. when ordering.
- 螺帽部分為 C 型系列，訂購時，請更改品名為 AMC
- Example: HSK63A AMC16-090

## High Speed Milling Chuck

高轉速強力銑刀夾頭刀桿



Model No.	Clamping Range	d	D	L	L1	Collet Type	Weight (kg)
HSK50A ASG12-075	3~12	12	35	75	-	SC12	0.80
ASG16-100	3~16	16	46	100	65	SC16	0.80
HSK63A ASG12-075	3~12	12	35	75	-	SC12	1.10
-095/120	3~12	12	35	95/120	-	SC12	1.30/1.50
ASG16-080	3~16	16	46	80	65	SC16	1.30
-100	3~16	16	46	100	65	SC16	1.60
ASG20-095	4~20	20	54	95	72	SC20	1.90
ASG25-105	6~25	25	58	105	85	SC25	2.00
ASG32-115	6~32	32	68	115	95	SC32	2.10
HSK100A ASG12-115/135	3~12	12	35	115/135	-	SC12	3.00/3.30
ASG16-115/135	3~16	16	46	115/135	65	SC16	3.00/3.30
ASG20-115/135	4~20	20	54	115/135	72	SC20	3.20/3.80
ASG20-165				165			4.60
ASG25-115/135	6~25	25	58	115/135	85	SC25	3.40/4.00
ASG25-165				165			4.80
ASG32-115/135	6~32	32	68	115/135	95	SC32	3.40/4.20
ASG32-165				165			5.00

Unit: mm

# AMG

## HSK-A series



- AMG tooling system is suitable for high speed and heavy cutting simultaneously.
- AMG tooling system is special designed for coolant type - JET THROUGH.
- High precision clamping because of the design of needle roller bearing.
- The spacer could make the flange & nut be tightened and provide exceptional rigidity.
- Wrench must be ordered separately.
- Balancing: 30,000 r.p.m G2.5
- AMG 刀桿系列可同時在高速切削及重切削上使用
- AMG 刀具系列為端面給油設計
- 刀桿採用針狀軸承設計，夾持度極佳
- 螺帽透過墊片與本體貼合使之提高剛性
- AMG 扳手為另購品
- 動平衡：30,000 r.p.m G2.5




# ASG



- ASG tooling system is suitable for high speed and high precision cutting.
- When using without collet, ASG tooling system is designed for coolant type - THROUGH TOOLS.
- Wrench must be ordered separately.
- Balancing: 30,000 r.p.m G2.5
- ASG 刀具系列適用於高轉速、高精密切削加工，切削效果佳
- 在沒有搭配筒夾的情況下使用，ASG 刀具系列為刀尖給油設計
- ASG 扳手為另購品
- 動平衡：30,000 r.p.m G2.5



P8- Wrench



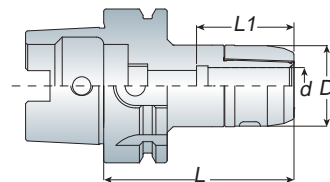
P8- SC Collet

**HSK-A**  
series

**ASC**

## High Speed Milling Chuck

高轉速強力銑刀夾頭刀桿



- ASC tooling system is suitable for high speed and high precision cutting.
- When using without collet, ASC tooling system is designed for coolant type - THROUGH TOOLS.
- Dust-proof design could extend tool holder lifetime.
- C-type wrench is attached for each ASC milling chuck.
- Balancing: 30,000 r.p.m G2.5
- ASC 刀具系列用於高轉速、高精密切削加工，切削效果佳
- 在沒有搭配筒夾的情況下使用，ASC 刀具系列為刀尖給油設計
- 特殊防塵設計，提升刀桿壽命
- 每支 ASC 刀桿均附 1 支 C 型扳手
- 動平衡：30,000 r.p.m G2.5

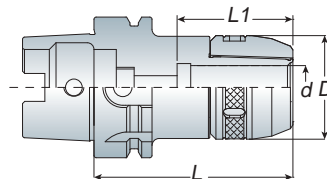
Model No.	Clamping Range	d	D	L	L1	Collet Type	Weight (kg)
HSK50A ASC16-100	3~16	16	46	100	65	SC16	0.80
HSK63A ASC16-080	3~16	16	46	80	65	SC16	1.30
-100	3~16	16	46	100	65	SC16	1.70
ASC20-095	4~20	20	53	95	72	SC20	1.90
HSK100A ASC16-115	3~16	16	46	115	65	SC16	2.90
-135	3~16	16	46	135	65	SC16	3.20
ASC20-115	4~20	20	53	115	72	SC20	3.20
-135	4~20	20	53	135	72	SC20	3.80
-165	4~20	20	53	165	72	SC20	4.60

Unit: mm



## Milling Chuck

強力銑刀夾頭刀桿



- C-type wrench is attached for each ASC milling chuck.
- Balancing: 30,000 r.p.m G2.5
- 每支 ASC 刀桿均附 1 支 C 型扳手
- 動平衡：30,000 r.p.m G2.5

Model No.	Clamping Range	d	D	L	L1	Collet Type	Weight (kg)
HSK63A ASC25-105	6~25	25	58	105	85	SC25	2.00
ASC32-105	6~32	32	68	105	95	SC32	2.00
HSK100A ASC25-115	6~25	25	64	115	85	SC25	3.40
-135	6~25	25	64	135	85	SC25	4.00
-165	6~25	25	64	165	85	SC25	4.80
ASC32-115	6~32	32	76	115	95	SC32	3.40
-135	6~32	32	76	135	95	SC32	4.20
-165	6~32	32	76	165	95	SC32	5.00

Unit: mm



P8- Wrench

P8- SC Collet

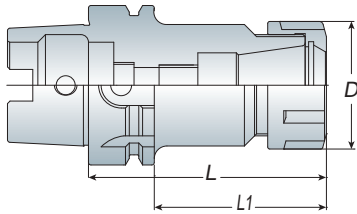


# Spring Collet Chuck

彈性筒夾本體

ER

HSK-A  
series



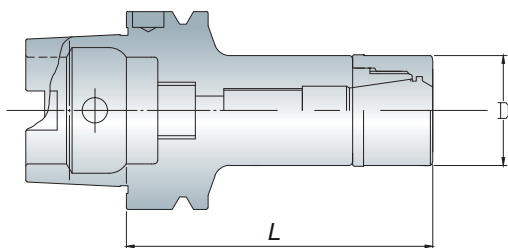
## Features

- ER collet chuck with the flexibility that can clamp drill, reamers, end mills and taps.
- ER16 / ER20 holder can make M type as your choice.
- ER collet chuck is also suitable for ER bearing nut and wrench.
- Wrench and Stop screw must be ordered separately.
- ER 筒夾具有彈性，適合夾持鑽頭、鉸刀、銑刀及絲攻刀具
- ER16 / ER20 刀桿另有 M 型可供選擇
- ER 刀桿可另外選配鋼珠螺帽及扳手
- ER 扳手及止付螺絲為另購品



Model No.	Clamping Range	D	L1	L	Collet Type	Wrench	Weight (kg)
HSK50A ER16-080	1~10	28	54	80	ER16	WER16	0.70
	-100	28	74	100	ER16	WER16	0.90
ER20-080	1~13	34	54	80	ER20	WER20	0.70
	-100	34	74	100	ER20	WER20	0.90
ER25-080	2~16	42	54	80	ER25	WER25	0.90
	-100	42	74	100	ER25	WER25	1.10
ER32-100	2~20	50	74	100	ER32	WER32	1.20
HSK63A ER16-080	1~10	28	54	80	ER16	WER16	1.00
	-100	28	74	100	ER16	WER16	1.10
	-120	28	94	120	ER16	WER16	1.20
	-150	28	124	150	ER16	WER16	1.40
ER20-080	1~13	34	54	80	ER20	WER20	1.00
	-100	34	74	100	ER20	WER20	1.10
	-120	34	94	120	ER20	WER20	1.30
ER20-100	1~13	34	124	150	ER20	WER20	1.50
	-100	42	54	80	ER25	WER25	1.20
	-100	42	74	100	ER25	WER25	1.40
ER25-080	2~16	42	94	120	ER25	WER25	1.60
	-100	42	94	120	ER25	WER25	1.60
	-150	42	124	150	ER25	WER25	2.00
ER32-080	2~20	50	54	80	ER32	WER32	1.30
	-100	50	74	100	ER32	WER32	1.60
	-150	50	124	150	ER32	WER32	2.40
ER40-080	3~26	63	54	80	ER40	WER40	1.40
	-100	63	74	100	ER40	WER40	1.80
	-150	63	124	150	ER40	WER40	2.90
HSK100A ER16-100	1~10	28	71	100	ER16	WER16	2.60
	-160	28	131	160	ER16	WER16	3.00
ER20-100	1~13	34	71	100	ER20	WER20	2.70
	-160	34	131	160	ER20	WER20	3.20
ER25-100	2~16	42	71	100	ER25	WER25	2.90
	-160	42	131	160	ER25	WER25	3.50
ER32-100	2~20	50	71	100	ER32	WER32	3.00
	-160	50	131	160	ER32	WER32	3.80
ER40-100	3~26	63	71	100	ER40	WER40	3.30
	-160	63	131	160	ER40	WER40	4.20

Unit: mm



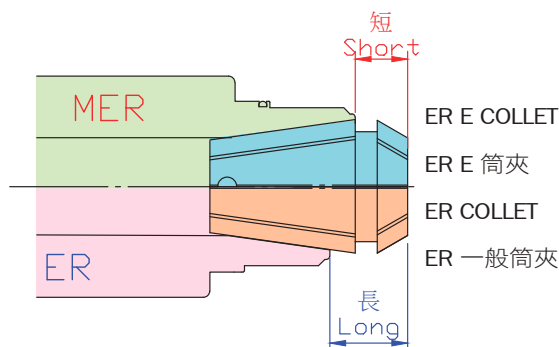
Features

- MER has more contact area between holder and collet to make better radial cutting force than standard ER.
- Special design of MER High speed bearing nut, the clamping power is better than Standard ER type.
- Suitable to use with ER-E type collet, the cutting condition will be excellent.
- Also could be used with standard ER collet, the clamping range change to 0.5mm from 1mm  
Ex. MER20 holder + ER20 O6 collet => Clamping range: 6~5.5mm
- WER..G bearing wrench and Stop screw must be ordered separately.
- Balancing: 30,000 r.p.m. G2.5
- MER 系列比 ER 系列擁有更大的接觸面積及更少的突出長度，可提供更高的徑向切削力
- 獨特 MER 高速強力型鋼珠螺帽設計比一般 ER 系列具備更高的夾持力
- 適用於高轉速、高精密切削
- 建議搭配 ER-E 型 立銑刀專用筒夾，切削效果極佳
- 亦可搭配一般 ER 筒夾使用，但夾持力範圍從 1mm 降為 0.5mm 為一單位  
Ex. MER20 刀桿 + ER20 O6 筒夾 => 其夾持力範圍為 6~5.5mm
- WER..G 軸承扳手及止付螺絲為另購品
- 動平衡：30,000 r.p.m. G2.5


Model No.	Clamping Range	D	L	Wrench	Weight (kg)
HSK50A MER16-080	1~10	30	80	WER16G	0.80
-100	1~10	30	100	WER16G	1.00
MER20-080	1~13	35	80	WER20G	0.80
-100	1~13	35	100	WER20G	1.00
MER25-080	2~16	40	80	WER25G	1.00
-100	2~16	40	100	WER25G	1.20
MER32-100	2~20	50	100	WER32G	1.30
HSK63A MER16-080/100	1~10	30	80/100	WER16G	1.10/1.20
-120/150	1~10	30	120/150	WER16G	1.30/1.50
MER20-080/100	1~13	35	80/100	WER20G	1.10/1.20
-120/150	1~13	35	120/150	WER20G	1.40/1.60
MER25-080/100	2~16	40	80/100	WER25G	1.30/1.40
-120/150	2~16	40	120/150	WER25G	1.70/2.10
MER32-080/100	2~20	50	80/100	WER32G	1.40/1.70
-150	2~20	50	150	WER32G	2.50
HSK100A MER16-100/160	1~10	30	100/160	WER16G	2.70/3.10
MER20-100/160	1~13	35	100/160	WER20G	2.80/3.30
MER25-100/160	2~16	40	100/160	WER25G	3.00/3.60
MER32-100/160	2~20	50	100/160	WER32G	3.10/3.90

Unit: mm

- MER 刀桿本體內孔模具線較深，使用 E 型筒夾置入時，更達到完全包覆性，增加加工穩定性。
- The design of deeper gauge line for MER holder. Recommend using ER-E type collet into the body (holder). The increasing length of contact area between collet and holder for improved clamping force.

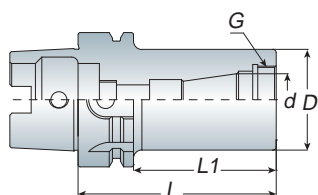


\*\*\* 比較 / Compare \*\*\*



# High Speed Collet Chuck

高速彈性筒夾本體



Model No.	Clamping Range (d)	D	L1	L	G	Weight (kg)
HSK50A ERA11-060	1~7	22	34	60	M18x1.0P	0.60
ERA16-070	1~10	28	44	70	M24x1.0P	0.70
ERA20-070	1~13	32	44	70	M28x1.5P	0.70
ERA25-075	2~16	38	49	75	M32x1.5P	0.80
HSK63A ERA11-060	1~7	22	34	60	M18x1.0P	0.90
ERA16-070	1~10	28	44	70	M24x1.0P	1.00
ERA20-070	1~13	32	44	70	M28x1.5P	1.10
ERA25-075	2~16	38	49	75	M32x1.5P	1.10
ERA32-085	2~20	46	59	85	M40x1.5P	1.20

Unit: mm

ERA

HSK-A  
series

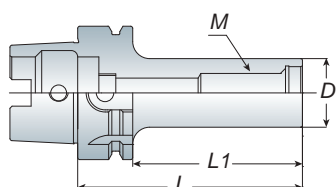


- The clamping nuts for ERA are special designed to be fitted internally into the holder. The special design could provide better cutting conditions and reducing cutting vibrations.
- Wrench and Stop screw must be ordered separately.
- Balancing: 30,000 r.p.m G2.5
- BT-ERA is produced by order
- 特殊內藏式螺帽設計：可降低及減少切削時所產生的阻力與振動，並提升加工品質及穩定性
- ERA 扳手及止付螺絲為另購品
- 動平衡：30,000 r.p.m G2.5
- BT-ERA 為訂單生產



# Screw-in Endmill Holder

圓刀銑刀桿



Model No.	M	D	L1	L	Weight (kg)
HSK63A AMD122-080	6	11	54	80	0.90
-100	6	11	74	100	1.00
AMD123-080	6	11	54	80	0.90
AMD162-080	8	13	54	80	0.90
-100	8	13	74	100	1.00
AMD202-080	10	18	54	80	0.90
-100	10	18	74	100	1.00
AMD253-080	12	21	54	80	0.90
-100	12	21	74	100	1.00
AMD354-080	16	29	54	80	1.00
-100	16	29	74	100	1.20

Unit: mm

AMD



- Balancing: 30,000 r.p.m G2.5
- 動平衡：30,000 r.p.m G2.5

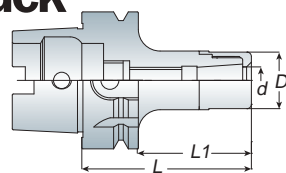


# HSK-A series

# ASK

## High Speed Collet Chuck

高轉速精密筒夾本體



- ASK tooling systems are suitable for high speed and high precision cutting.
- Special nut design provides better cutting condition and reducing cutting vibration.
- ASK collet can be achieve the best cutting condition when using AA grade.
- Wrench and Stop Screw must be ordered separately.
- Balancing: 30,000 r.p.m G2.5
- ASK 系列適用於高轉速、高精度切削加工，切削效果佳
- 螺帽獨特設計可降低高轉速切削時的風阻及噪音並提升工作效能
- 欲達到切削效果佳，可搭配使用 AA 級筒夾
- ASK 扳手及止付螺絲為另購品
- 動平衡：30,000 r.p.m G2.5

Model No.	Clamping Range (d)	D	L1	L	Weight (kg)
HSK40A ASK10-055	2~10	27	35	55	0.40
HSK50A ASK06-060	2~6	19.05	34	60	0.60
ASK10-080	2~10	27	54	80	0.70
ASK13-080	3~13	33	54	80	0.80
ASK16-080	3~16	40	54	80	0.90
HSK63A ASK06-080	2~6	19.05	54	80	0.90
-100	2~6	19.05	74	100	1.00
ASK10-060	2~10	27	34	60	0.90
-080	2~10	27	54	80	1.00
-100/120	2~10	27	74/94	100/120	1.10/1.20
ASK13-080	3~13	33	54	80	1.20
-100/120	3~13	33	74/94	100/120	1.40/1.60
ASK16-080	3~16	40	54	80	1.10
-100/120	3~16	40	74/94	100/120	1.30/1.50
ASK20-090	4~20	48	64	90	1.50
ASK25-090	6~25.4	54	64	90	1.50
HSK100A ASK06-105	2~6	19.05	76	105	1.20
ASK10-105/120	2~10	27	76/91	105/120	2.60/2.70
ASK10-150/200	2~10	27	121/171	150/200	2.80/3.00
ASK13-105/120	3~13	33	76/91	105/120	2.70/2.90
ASK13-150/200	3~13	33	121/171	150/200	3.10/3.40
ASK16-105/120	3~16	40	76/91	105/120	2.80/3.10
ASK16-150/200	3~16	40	121/171	150/200	3.40/3.70
ASK20-120	4~20	48	91	120	3.50
ASK20-150/200	4~20	48	121/171	150/200	3.90/4.30
ASK25-120/145	6~25.4	54	91/116	120/145	3.50/4.00

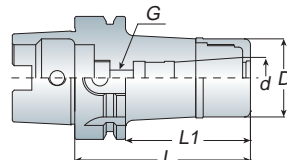
Unit: mm



# AVC

## High Speed Collet Chuck

高轉速高精度立銑刀本體



- AVC Long type collet with angle 8° increase clamping force and cutting rigidity and precision.
- Special nut design provides better cutting conditions and reducing cutting vibrations.
- Wrench and Stop Screw must be ordered separately.
- Balancing: 30,000 r.p.m G2.5
- 8° 長筒夾設計提升高夾持力，高剛性及高精度
- 刀桿柄壁的增厚設計大幅提升切削剛性
- 螺帽獨特設計可降低高轉速切削時的風阻及噪音並提升工作效能
- AVC 扳手及止付螺絲為另購品
- 動平衡：30,000 r.p.m G2.5

Model No.	Clamping Range (d)	D	L1	L	Weight (kg)
HSK63A AVC06-090	2~6	27	64	90	1.10
-120	2~6	27	94	120	1.30
AVC10-090	3~10	33	64	90	1.20
-120	3~10	33	94	120	1.40
AVC12-090	3~12	40	64	90	1.30
-120	3~12	40	94	120	1.70
HSK100A AVC06-105	2~6	27	76	105	1.20
-135	3~10	27	106	135	1.40
-165	3~12	27	136	165	1.60
AVC10-105	2~6	33	76	105	2.60
-135	3~10	33	106	135	2.90
-165	3~12	33	136	165	3.2
AVC12-105	2~6	40	76	105	2.70
-135	3~10	40	106	135	3.10
-165	3~12	40	136	165	3.50

Unit: mm

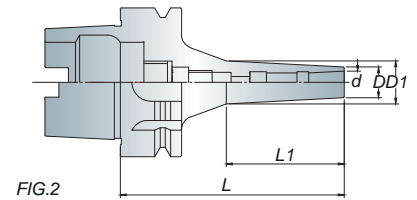
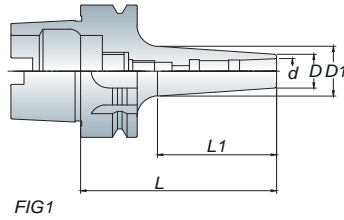


# High Speed Collet Chuck

後拉式夾頭刀桿

# ADS

# HSK-A series



- ADS06, ADS08: 4mm Hex-Wrench
- ADS12, ADS16: 6mm Hex-Wrench
- ADS06, ADS08 使用 4mm 六角扳手
- ADS12, ADS16 使用 6mm 六角扳手

- ADS tool holder is suitable for high-speed and high precision cutting. Tool holder designed without nut could reduce cutting vibration.
- Wrench is attached for each ADS tool holder.
- Balancing: 30,000 r.p.m G2.5
- ADS 刀桿適用於高速精密加工。無螺帽設計，降低加工時物件干涉。
- 筒夾後拉式設計，操作簡易
- 每支 ADS 刀桿均附 1 支扳手
- 動平衡：30,000 r.p.m G2.5



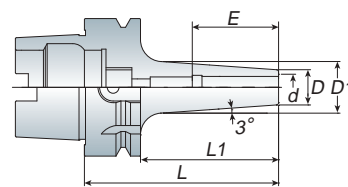
P33- ADS Collet

Model No.	FIG.	Clamping Range (d)	D	D1	L	L1	Weight (kg)	
HSK40A ADS06-090	2	1~6	13	18	90	48	0.50	
HSK50A ADS08-085	1	3~8	16	23	85	50	0.60	
	-125	2	3~8	16	29	125	91.5	0.80
ADS10-095	1	3~10	21	27	95	59.5	1.00	
ADS12-125	1	3~12	23	37.5	125	96	0.80	
HSK63A ADS06-095	2	2~6	13	18	95	50	0.90	
	-120	2	2~6	13	19	120	60	1.00
	-150	2	2~6	13	21	150	76	1.20
ADS08-100	1	3~8	16	25	100	64.7	1.00	
ADS10-095	1	3~10	21	27	95	59.5	1.00	
	-120	1	3~10	21	29.6	120	82.6	1.10
	-150	1	3~10	21	33	150	114.5	1.60
ADS12-125	1	3~12	23	33	125	87.6	1.20	
	-150	1	3~12	23	36	150	114.5	1.70
	ADS16-125	1	5~16	28	38	125	89.5	1.30
HSK100A ADS06-130	2	2~6	13	20	130	65	2.50	
ADS08-130	1	3~8	16	28.5	130	89.8	2.50	
ADS10-130	1	3~10	21	30.5	130	101	2.60	
ADS12-130	1	3~12	23	32	130	77	2.70	
ADS16-130	1	5~16	28	37.6	130	82	2.90	

Unit: mm

### 3° Shrink Chuck

3° 燒結式刀桿



- Heater specification => refer to P.38
- Tools are restricted by material of h6 carbide tool.
- Balancing: 30,000 r.p.m G2.5
- 刀桿加熱器規格請參考 P.38
- 刀桿限用 h6 鎢鋼刀具
- 動平衡：30,000 r.p.m G2.5

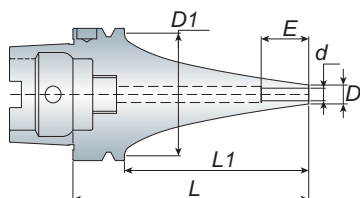
Model No.	d	D	D1	L	L1	E	Weight (kg)
HSK63A ASR04-090	4	10	14.6	90	45	16	0.80
ASR05-090	5	10	15.7	90	46	20	0.80
ASR06-090	6	14	19	90	50	24	0.90
ASR08-090	8	18	23	90	50	26	0.90
ASR10-090	10	22	27	90	50	30	1.00
ASR12-090	12	24	29	90	50	30	1.00
ASR16-090	16	28	33	90	50	36	1.10
ASR20-100	20	34	40	100	50	40	1.20
ASR25-115	25	44	50	115	89	45	1.40
ASR32-120	32	44	50	120	94	45	1.50
HSK100A ASR04-105	4	10	16.5	105	66	16	2.00
ASR05-105	5	10	16.5	105	66	20	2.20
ASR06-105	6	14	20	105	57	24	2.30
ASR08-105	8	18	24	105	57	26	2.50
ASR10-105	10	22	28	105	57	30	2.50
ASR12-105	12	24	30	105	57	30	2.60
ASR16-105	16	28	34	105	57	36	2.70
ASR20-105	20	34	40	105	57	40	2.80
ASR25-115	25	44	52	115	74	45	3.50
ASR32-120	32	44	52	120	78	45	4.60

Unit:mm



### Curved Type

燒結式刀桿 - 曲線型



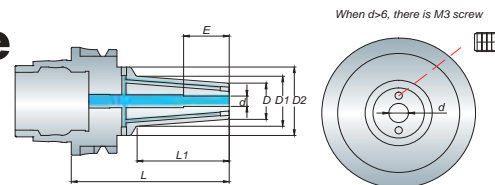
Model No.	d	D	D1	L	L1	E	Weight (Ng)
HSK63A ASR04-090S	4	7		90	64	16	1.00
-120S/150S	4	7		120/150	94/124	16	1.1/1.3
ASR06-090S	6	9		90	64	24	1.00
-120S/150S	6	9		120/150	94/124	24	1.1/1.3
ASR08-090S	8	11	53	90	64	26	1.00
-120S/150S	8	11		120/150	94/124	26	1.1/1.3
ASR10-090S	10	13		90	64	30	1.00
-120S/150S	10	13		120/150	94/124	30	1.3/1.4
ASR12-090S	12	15		90	64	30	1.20
-120S/150S	12	15		120/150	94/124	30	1.3/1.5

Unit:mm



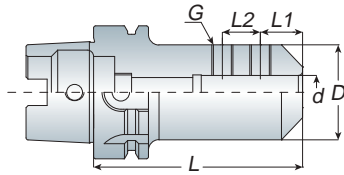
### Coolant Type

4.5° 燒結式刀桿 - 出水型



Model No.	d	D	D1	D2	L	L1	E	Weight (Ng)
HSK63A ASR04-090/130-CL	4	19	27.3	40	90/130	53	25	1.20/1.50
ASR06-090/130-CL	6	21	29.3	40	90/130	53	26	1.20/1.50
ASR08-090/130-CL	8	23	31.3	40	90/130	53	26	1.20/1.50
ASR10-090/130-CL	10	24	32.3	40	90/130	53	32	1.30/1.60
ASR12-090/130-CL	12	24	32.3	40	90/130	53	36	1.30/1.60
ASR16-090/130-CL	16	27	35.3	40	90/130	53	38	1.30/1.60
ASR20-100-CL	20	33	41.7	40	100	55	42	1.60
ASR25-115-CL	25	44	53	53	115	55	48	1.60
ASR32-120-CL	120	44	53	53	120	55	48	1.80

Unit:mm



## End Mill Holder

側固端銑刀桿

SLA

HSK-A  
series

Model No.	d	D	L	L1	L2	H	G	Weight (kg)
HSK50A SLA06-080	6	25	80	12	10	28	M06x1.0P	0.80
SLA08-080	8	28	80	14	12	35	M08x1.25P	0.80
SLA10-080	10	35	80	15	14	40	M10x1.5P	0.90
SLA12-080	12	42	80	20	16	45	M10x1.5P	1.00
SLA16-090	16	48	90	22	18	50	M10x1.5P	1.10
SLA20-090	20	50	90	25	20	58	M12x1.75P	1.20
HSK63A SLA06-080	6	25	80	12	10	32	M06x1.0P	1.00
SLA08-080	8	28	80	14	12	35	M08x1.25P	1.10
SLA10-080	10	35	80	15	14	40	M10x1.5P	1.20
SLA12-080	12	40	80	20	16	45	M10x1.5P	1.30
SLA16-100	16	45	100	22	18	50	M10x1.5P	1.70
SLA20-100	20	50	100	25	20	65	M12x1.75P	1.90
SLA25-110	25	55	110	25	22	65	M12x1.75P	2.00
SLA32-110	32	60	110	30	22	70	M16x2.0P	2.80
HSK100A SLA06-080	6	25	80	12	10	32	M06x1.0P	2.10
SLA08-080	8	28	80	14	12	35	M08x1.25P	2.20
SLA10-080	10	35	80	15	14	40	M10x1.5P	2.30
SLA12-080	12	40	80	20	16	45	M10x1.5P	2.40
SLA16-100	16	48	100	22	18	50	M10x1.5P	2.80
SLA20-100	20	52	100	25	20	55	M12x1.75P	2.90
SLA25-100	25	65	100	25	22	60	M12x1.75P	3.50
SLA32-100	32	75	100	30	22	65	M16x2.0P	3.90
SLA40-105	40	80	105	30	22	70	M16x2.0P	4.30

Unit: mm



- For straight shank end mill.
- End mill is held by two set screws.
- End mill holder comes equipped with set screws.
- Balancing: 30,000 r.p.m G2.5
- 適用於夾持直柄銑刀，可用在一般銑削加工
- 夾持銑刀之固定螺絲共 2 個
- 刀桿本身已裝配 2 個固定螺絲
- 動平衡：30,000 r.p.m G2.5

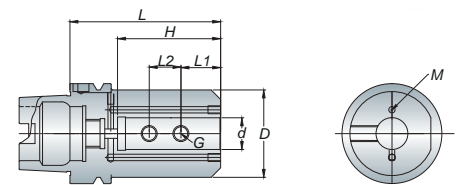
## End Mill Holder - Jet Through Coolant Type

側固端銑刀桿 - 端面出水型

SLC

Model No.	d	D	L	L1	L2	H	M	G	Weight (kg)
HSK63A SLC06-080	6	25	80	12	10	32	M4x8	M06x1.0P	1.00
SLC08-080	8	28	80	14	12	35	M4x8	M08x1.25P	1.10
SLC10-080	10	35	80	15	14	40	M4x8	M10x1.5P	1.20
SLC12-080	12	40	80	20	16	45	M4x8	M10x1.5P	1.30
SLC16-100	16	45	80	22	18	50	M5x8	M10x1.5P	1.70
SLC20-100	20	50	100	25	20	65	M5x8	M12x1.75P	1.90
SLC25-110	25	55	110	25	22	65	M5x8	M12x1.75P	2.00
SLC32-110	32	60	110	30	22	70	M6x8	M16x2.0P	2.80
HSK100A SLC06-080	6	25	80	12	10	28	M4x8	M06x1.0P	2.10
SLC08-080	8	28	80	14	12	35	M4x8	M08x1.25P	2.20
SLC10-080	10	35	80	15	14	40	M4x8	M10x1.5P	2.30
SLC12-080	12	40	80	20	16	45	M4x8	M10x1.5P	2.40
SLC16-100	16	48	100	22	18	50	M5x8	M10x1.5P	2.80
SLC20-100	20	52	100	25	20	55	M5x8	M12x1.75P	2.90
SLC25-100	25	65	100	25	22	60	M5x8	M12x1.75P	3.50
SLC32-100	32	75	100	30	22	65	M6x8	M16x2.0P	3.90
SLC40-105	40	80	105	30	22	70	M6x8	M16x2.0P	4.30

Unit: mm



- For straight shank end mill.
- End mill is held by two set screws.
- End mill holder comes equipped with set screws.
- 適用於夾持直柄銑刀，可用在一般銑削加工
- 夾持銑刀之固定螺絲共 2 個
- 刀桿本身已裝配固定螺絲

## End Mill Holder - Weldon

側固端銑刀桿 (歐規)

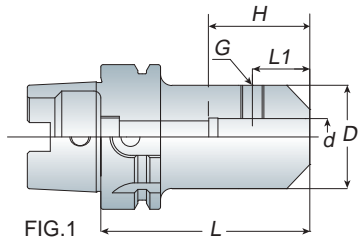


FIG.1

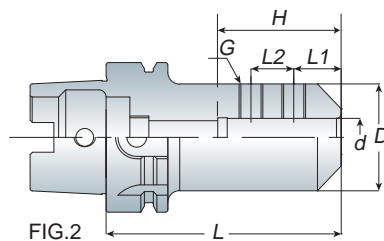


FIG.2



- For straight shank end mill.
- End mill is held by one (FIG.1) or two (FIG.2) set screws.
- End mill holder comes equipped with set screws.
- Balancing: 30,000 r.p.m G2.5
- 適用於夾持直柄銑刀，可用在一般銑削加工
- 夾持銑刀之固定螺絲分為一個 (FIG.1) 或兩個 (FIG.2)
- 刀桿本身已裝配固定螺絲
- 動平衡：30,000 r.p.m G2.5

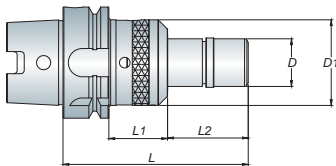
Model No.	FIG.	d	D	L	L1	L2	H	G	Weight (kg)	
HSK50A	EM06-065	1	6	25	65	18	-	28	M06x1.0P	0.60
	EM08-065	1	8	28	65	18	-	35	M08x1.25P	0.70
	EM10-065	1	10	35	65	20	-	40	M10x1.5P	0.80
	EM12-080	1	12	42	80	22.5	-	45	M10x1.5P	1.00
	EM16-080	1	16	48	80	24	-	50	M10x1.5P	1.10
	EM20-080	1	20	52	80	25	-	55	M12x1.75P	1.20
HSK63A	EM06-065	1	6	25	65	18	-	28	M06x1.0P	0.90
	EM08-065	1	8	28	65	18	-	35	M08x1.25P	0.90
	EM10-065	1	10	35	65	20	-	40	M10x1.5P	1.00
	EM12-065	1	12	42	65	22.5	-	40	M10x1.5P	1.10
	EM16-080	1	16	48	80	24	-	50	M10x1.5P	1.40
	EM20-080	1	20	52	80	25	-	55	M12x1.75P	1.50
	EM25-110	2	25	65	110	24	49	60	M12x1.75P	2.50
	EM32-110	2	32	72	110	24	52	70	M16x2.0P	2.70

Unit: mm

# QSK

## Zero Adjustable Precision Holder

零點可調精度刀桿



- Stable runout, more smooth surface for working material.
- Simple design, easy to adjust runout.
- Compensate for increased runout by machine spindle bearing aging.
- Extending tools lifetime.
- Reamer ONLY.
- 實現孔徑加工的穩定性，降低表面粗糙度
- 結構簡單並能快速在機台上直接調整刀尖跳動精度
- \* 簡單有效的修正因機台主軸老化而引起的跳動偏擺問題
- 刀具壽命延長
- 絞刀專用

Model No.	D	D1	L	L1	L2	Collet	Wrench	Weight (kg)
HSK63A QSK10-105	27	48.5	105	29.3	48.7	SK10	WASK10	1.30
QSK16-105	40	59.5	105	29.3	48.7	SK16	WASK16	1.50

Unit: mm



P23/24- SK Collet

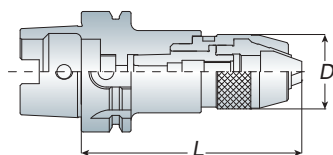
P27- Wrench

P28- ASK Nut



## Drill Chuck Holder

直截式鑽夾頭刀桿



# APU

## HSK-A series

Model No.	Clamping Range	D	L	Weight (kg)
HSK40A APU08-120	0.3~8	37.5	120	1.10
HSK50A APU08-120	0.3~8	37.5	120	1.30
HSK63A APU08-120	0.3~8	37.5	120	1.50
APU13-155	0.3~13	50.5	155	2.60
APU16-165	3~16	57	165	2.90
HSK100A APU13-155	0.3~13	50.5	155	3.70
APU16-180	3~16	57	180	4.00

Unit: mm

- APU 刀桿和鑽夾頭結為一體，可避免鑽頭於高速及重切削時掉落或鬆脫

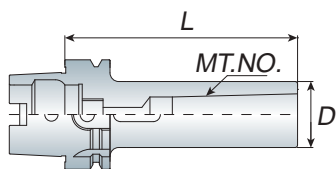
- 每支 APU 刀桿均附 1 支扳手
- 動平衡：30,000 r.p.m G2.5



- The shank and keyless drill chuck are combined together so that to avoid the drill chuck slipping out for heavy-duty and high-speed cutting.
- Wrench is attached for each APU drill chuck holder.
- Balancing: 30,000 r.p.m G2.5

## Morse Taper Holder

莫氏錐度刀桿 - A 型



# MTA

Model No.	MT. No.	D	L	Weight (kg)
HSK50A MTA1-100	MTA1	25	100	0.70
MTA2-120	MTA2	32	120	0.90
MTA3-140	MTA3	40	140	1.30
HSK63A MTA1-100	MTA1	25	100	1.00
MTA2-120	MTA2	32	120	1.20
MTA3-140	MTA3	40	140	1.60
MTA4-160	MTA4	48	160	2.00
HSK100A MTA1-110	MTA1	25	110	2.30
MTA2-120	MTA2	32	120	2.40
MTA3-140	MTA3	40	140	2.70
MTA4-170	MTA4	48	170	3.10

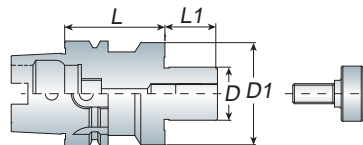
Unit: mm



- The tool holder for morse taper shank with internal tang.
- Balancing: 30,000 r.p.m G2.5
- 動平衡：30,000 r.p.m G2.5

## Face Mill Holder - Inch

平面銑刀桿

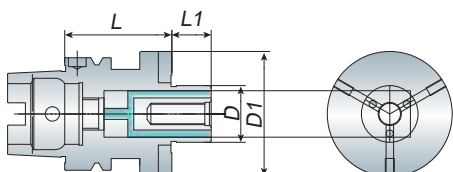


### Features

- Face mill holder equips with screw and drive keys to assemble the face mill cutter to the holder.
- Face mill cutter must be ordered separately.
- Face mill holder - long type upon your request.
- Balancing: 30,000 r.p.m G2.5
- 每支 FMA/FMB 面銑刀桿均附有螺絲及擋耳以裝配面銑刀盤使用
- 面銑刀盤為另購品
- 亦有生產平面銑刀桿 - 加長型，可另詢問
- 動平衡：30,000 r.p.m G2.5



**P229**  
Face Mill Cutter



Model No.	D	D1	L	L1	Weight (kg)
HSK50A FMA25.4-055	25.4	45	55	20	1.00
HSK63A FMA25.4-060/090	25.4	60	60/90	20	1.50/2.10
-120/150	25.4	60	120/150	20	2.40/2.70
FMA31.75-060/090	31.75	70	60/90	22	1.50/2.40
HSK100A FMA25.4-060/090	25.4	60	60/90	20	4.10/4.70
-105/150	25.4	60	105/150	20	5.00/5.90
-200	25.4	60	200	20	6.80
FMA31.75-060/090	31.75	70	60/90	22	4.10/4.90
-105/150	31.75	70	105/150	22	5.40/6.70
-200	31.75	70	200	22	8.20
FMA38.1-060/090	38.1	85	60/90	23	4.20/5.40
-105/150	38.1	85	105/150	23	6.00/7.90
FMA50.8-075	50.8	95	75	24	5.90

Unit: mm

## Face Mill Holder - Metric

平面銑刀桿

Model No.	D	D1	L	L1	Weight (kg)
HSK50A FMB16-045	16	38	45	16	0.80
FMB22-050	22	40	50	18	0.80
FMB27-055	27	50	55	20	1.00
HSK63A FMB16-045	16	38	45	16	1.00
FMB22-045/060	22	40	45/60	18	1.10/1.20
-090/120/150	22	40	90/120/150	18	1.60/1.90/2.10
FMB27-055	27	52	55	20	1.60
FMB32-055	32	58	55	21	1.70
HSK100A FMB22-100	22	40	100	18	3.65
FMB27-100	27	52	100	20	4.90
FMB32-100	32	58	100	21	5.20

Unit: mm

## Face Mill Holder- Coolant Type

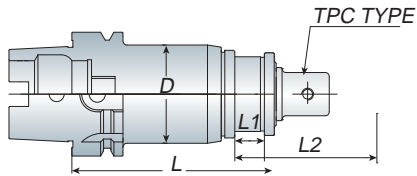
平面銑刀桿

Model No.	D	D1	L	L1	Weight (kg)
HSK63A FMH25.4-060/090	25.4	60	60/90	20	1.50/2.10
-120/150	25.4	60	120/150	20	2.40/2.70
FMH31.75-060/090	31.75	70	60/90	22	1.50/2.40
HSK63A FMH16-045	16	38	45	17	1.00
FMH22-045/060	22	48	60	18	1.10/1.20
-090/120/150	22	48	90/120/150	18	1.60/1.60/2.10
FMH27-060/090	27	60	60/90	20	1.70/2.30
HSK100A FMH22-060/090	22	48	60/90	18	3.00/3.60
-105/150	22	48	105/150	18	3.80/4.60
-200/250	22	48	200/250	18	5.35/6.10
FMH27-060/090/150	27	60	60/90/150	20	4.10/4.90/6.00
FMH32-060/090/150	32	73	60/90/150	21	4.00/5.00/7.00
FMH40-075/105	40	85	75/105	23	5.60/5.90

Unit: mm

# Tension & Compression Tap Holder

扭力伸縮攻牙本體



Model No.	D	L	L1	L2	Tapping Range	Collet Type	Weight (kg)
HSK63A TPM316	50	135	10	20	M3~M16	TPC316	1.80
TPM830	66	165	10	25	M8~M30	TPC830	2.80
HSK100A TPM316	50	150	10	20	M3~M16	TPC316	3.50
TPM830	66	170	10	25	M8~M30	TPC830	4.60

Unit: mm

## TPM

## HSK-A series



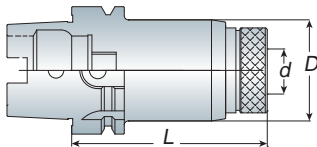
- L1: Compression, L2: Tension
- Quick change: Push back on the holder sleeve, and the tap collet is removable easily.



P57-TPC Collet

# Rigid Tap Holder

剛性攻牙本體



Model No.	d	D	L	Tapping Range	Collet Type	Weight (kg)
HSK63A ART312	19	36	65	M3~M12	ATC312	0.90
ART822	31	53	85	M8~M22	ATC822	1.30

Unit: mm

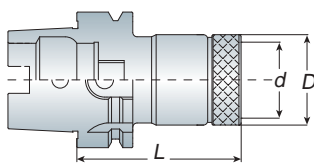
## ART



- ART tap holder is without floating.
- Tap collet is easy and quick to change.
- Torque control type and positive drive type tap collets can be used for ART tap holder.
- ART 剛性攻牙本體不具伸縮功能
- 絲攻筒夾易更換
- 扭力絲攻筒夾及剛性絲攻筒夾皆適用

# Tension & Compression Tap Holder

伸縮攻牙本體



Model No.	d	D	L	Tapping Range	Collet Type	Weight (kg)
HSK63A ATP312	19	36	120	M3~M12	ATC312	0.90
ATP822	31	53	148	M8~M22	ATC822	1.60
HSK100A ATP312	19	36	140	M3~M12	ATC312	3.10
ATP822	31	53	155	M8~M22	ATC822	3.80

Unit: mm

## ATP



- ATP tap holder is with tension and compression, so it can extend the tap lifetime.
- Torque control type and positive drive type tap collets can be used for ATP tool holder.
- ATP 伸縮攻牙本體具有伸縮功能，能延長絲攻使用壽命
- 扭力絲攻筒夾及剛性絲攻筒夾皆適用



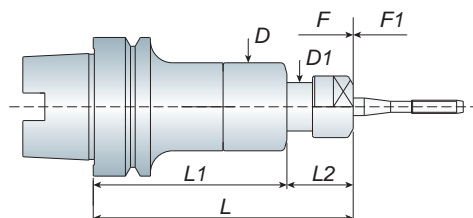
P61/62-ATC Collet

HSK-A  
series

WER

## Synchro Tap Holder

同步攻牙本體



P14-ER Collet

P16-ER-GB Collet

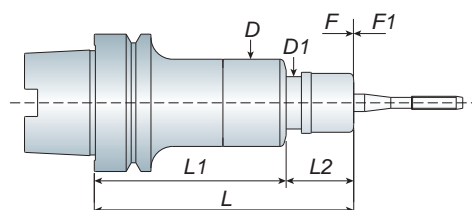
Model No.	D	D1	L	L1	L2	F	F1	Tapping Range	Collet Type
HSK63A WER11-090 -120	35	14	90 120	66	24 54	0.5	0.5	M1~M6	ER11
WER16-120 -145 -175	40	22	120 145 175	88	32 57 87	0.5	0.5	M3~M10	ER16GB
WER20-120 -145 -175	46	25	120 145 175		32 57 87	0.5	0.5	M3~M12	ER20GB

Unit: mm

WASK

## Synchro Tap Holder

同步攻牙本體



- Compression and tension compensation at 0.5mm to make an accurate thread is maintained
- Internal buffer of compression compensation reduce the pressure of torque for taps by 1/3
- Tension compensation reduce the torque that increases the quantity and accuracy of tapped hole
- Special design make good tapping accuracy and have long term tapping
- 壓縮與伸長方向皆能補償 0.5mm，能補正攻牙誤差
- 壓縮方向補償可以使攻牙負荷降低至普通同步攻牙負荷的 1/3
- 拉伸方向補償可降低反轉時的扭力以增加質量與精度
- 特殊結構設計，提升攻牙的精度及耐長期使用

Model No.	D	D1	L	L1	L2	F	F1	Tapping Range	Collet Type
HSK63A WASK06-090 -120	35	19	90 120	66	24 54	0.5	0.5	M1~M6	ASK06
WASK10-120 -145 -175	40	24	120 145 175	88	32 57 87	0.5	0.5	M3~M12	ASK10 ASK10E
WASK13-120 -145 -175	46	29	120 145 175		32 57 87	0.5	0.5	M3~M14	ASK13 ASK13E

Unit: mm



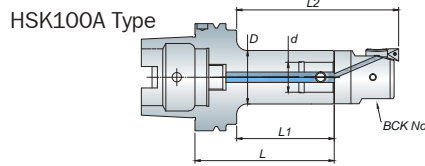
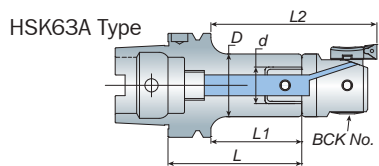
P23-SK Collet

P25-SK-E Collet

# Boring System

## ACK Boring Holder + BCK Boring Head

ACK 搪孔刀桿 + BCK 精搪頭



Model No.	D	d	L	L1	L2	BCK No.	Boring Range	Weight (kg)
HSK63A ACK1-080	19	11	80	54	86.5	BCK20	20~36	0.81
ACK2-090	24	14	90	64	99.5	BCK25	25~47	0.87
ACK3-100	31	18	100	74	114	BCK32	32~60	1.07
-130	31	18	130	104	144			1.30
ACK4-090	39	22	90	64	111	BCK41	41~74	1.18
-120	39	22	120	94	141			1.50
ACK5-080	50	28	80	54	111	BCK53	53~95	1.10
-110	50	28	110	84	141			1.80
ACK6-065	64	36	65	39	110	BCK68	68~150	1.20
-080	64	36	80	54	125			1.50
-110	64	36	110	84	155	BCK100	100~203	2.30
HSK100A ACK1-105	19	11	105	42.5	75	BCK20	20~36	2.50
ACK2-115	24	14	115	71.5	107	BCK25	25~47	2.60
ACK3-125	31	18	125	82	122	BCK32	32~60	2.80
ACK4-120	39	22	120	77	124	BCK41	41~74	3.00
-180	39	22	180	137	184			3.50
ACK5-110	50	28	110	67	124	BCK53	53~95	3.30
-185	50	28	185	142	199			4.40
-230	50	28	230	187	244			5.00
ACK6-095	64	36	95	52	123	BCK68	68~150	3.40
-170	64	36	185	128	199			5.30
-230	64	36	230	187	258			6.70

Unit: mm

# BCK

# HSK-A series



BCK Coolant  
BCK 出水



- BCK20 ~ BCK100 boring range is from 20mm ~ 203mm.
- The ACK holder is coolant type.
- The cutter and insert must be ordered separately.
- BCK20 ~ BCK100 其搪孔範圍為：20mm ~ 203mm
- 標準刀桿皆具中心出水功能
- 搪刀頭和刀片皆為另購品



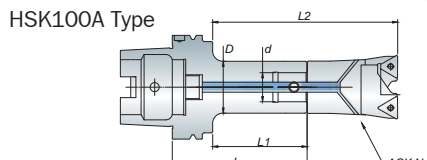
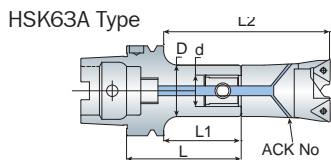
P79-BCK Cutter

P83-Adapter

# Boring System

## ACK Boring Holder + ACK Boring Head

ACK 搪孔刀桿 + ACK 粗搪頭



Model No.	D	d	L	L1	L2	ACK No.	Boring Range	Weight (kg)		
HSK63A ACK1-080	19	11	80	54	92	ACK19	19~25	0.81		
ACK2-090	24	14	90	64	109	ACK25	25~33	0.87		
ACK3-100	31	18	100	74	124	ACK32	32~42	1.07		
-130	31	18	130	104	154			1.30		
ACK4-090	39	22	90	64	129	ACK40	40~55	1.18		
-120	39	22	120	94	159			1.50		
ACK5-080	50	28	80	54	124	ACK52	52~70	1.07		
-110	50	28	110	84	154			1.80		
ACK6-065	64	36	65	39	119/129	ACK68	68~92	1.18		
-080	64	36	80	54	134/144			1.50		
-110	64	36	110	84	164/174	ACK90	90~122	2.30		
HSK100A ACK1-105	19	11	105	42.5	80.5	ACK19	19~25	2.50		
ACK2-115	24	14	115	71.5	116.5	ACK25	25~33	2.60		
ACK3-125	31	18	125	82	132	ACK32	32~42	2.80		
ACK4-120	39	22	120	77	142	ACK40	40~55	3.00		
-180	39	22	180	137	202			3.50		
ACK5-110	50	28	110	67	137	ACK52	52~70	3.30		
-185	50	28	185	142	212			4.40		
-230	50	28	230	187	257			5.00		
ACK6-095	64	36	95	52	132/142	ACK68	68~92	3.40		
-170	64	36	170	128	208/218			ACK90	90~122	5.30
-230	64	36	230	187	267/277			6.70		

Unit: mm

# ACK



ACK Coolant  
ACK 出水



- ACK19 ~ ACK90 boring range is from 19mm ~ 122mm.
- The ACK holder is coolant type.
- The cutter and insert must be ordered separately.
- ACK19 ~ ACK90 其搪孔範圍為：19mm ~ 122mm
- 標準刀桿皆具中心出水功能
- 搪刀頭和刀片皆為另購品



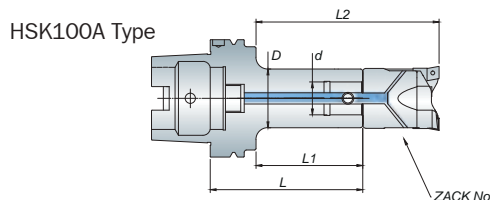
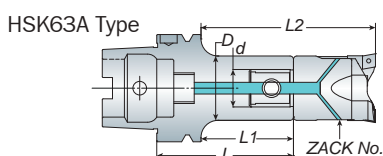
P99-ACK Cutter

P100-Adapter

## Boring System

### ACK Boring Holder + ZACK Boring Head

ACK 搪孔刀桿 + ZACK 粗搪頭



- ZACK20 ~ ZACK90 boring range is from 20mm ~ 120mm.
- The ACK holder is coolant type.
- The cutter and insert must be ordered separately.
- ZACK20 ~ ZACK90 其搪孔範圍為：20mm ~ 120mm
- 標準刀桿皆具中心出水功能
- 搪刀頭和刀片皆為另購品



Model No.	D	d	L	L1	L2	ACK No.	Boring Range	Weight (kg)
HSK63A ACK1-080	19	11	80	54	92	ZACK20	20~26	0.81
ACK2-090	24	14	90	64	109	ZACK25	25~33	0.87
ACK3-100	31	18	100	74	124	ZACK32	32~42	1.07
-130	31	18	130	104	154			1.30
ACK4-090	39	22	90	64	129	ZACK41	41~54	1.18
-120	39	22	120	94	159			1.50
ACK5-080	50	28	80	54	124	ZACK53	53~70	1.07
-110	50	28	110	84	154			1.80
ACK6-065	64	36	65	39	119/129	ZACK68	68~90	1.18
-080	64	36	80	54	134/144			1.50
-110	64	36	110	84	164/174	ZACK90	90~120	2.30
HSK100A ACK1-105	19	11	105	42.5	80.5	ZACK20	20~26	2.50
ACK2-115	24	14	115	71.5	116.5	ZACK25	25~33	2.60
ACK3-125	31	18	125	82	132	ZACK32	32~42	2.80
ACK4-120	39	22	120	77	142	ZACK41	41~54	3.00
-180	39	22	180	137	202			3.50
ACK5-110	50	28	110	67	137	ZACK53	53~70	3.30
-185	50	28	185	142	212			4.40
-230	50	28	230	187	257			5.00
ACK6-095	64	36	95	52	132/142	ZACK68	68~90	3.40
-170	64	36	185	128	208/218			5.30
-230	64	36	230	187	267/277			ZACK90

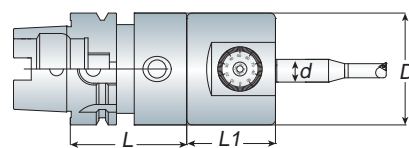
Unit: mm

# ABJ

## Modular Micro Boring System

### ACK Boring Holder + ABJ Boring Head

ACK 搪孔刀桿 + ABJ 微調精搪頭



- ABJ modular micro boring system includes 3 types boring range: 1. ABJ10: 6 ~ 25mm 2. ABJ12: 6 ~ 32mm 3. ABJ16 / NBJ16: 6 ~ 50mm
- ABJ could use 3 types boring bar: BJ10B, BJ12B and BJ16
- ABJ boring head and boring bar must be ordered separately.
- ABJ 微調搪孔範圍可分為三種  
1. ABJ10: 6 ~ 25mm 2. ABJ12: 6 ~ 32mm 3. ABJ16 16: 6 ~ 50mm
- ABJ 搪刀分為三種規格：BJ10B，BJ12B 以及 BJ16.
- ABJ 搪孔刀頭及搪刀為另購品

Model No.	Micro Boring Head Type	Boring Range	d	D	L	L1
HSK63A ACK4-090	ABJ10	6~25	10	39	90	29
ACK5-080	ABJ12	6~32	12	50	80	36
ACK6-065	ABJ16	6~50	16	64	65	45
HSK100A ACK4-120	ABJ10	6~25	10	39	120	29
ACK5-110	ABJ12	6~32	12	50	110	36
ACK6-095	ABJ16	6~50	16	64	95	45

Unit: mm

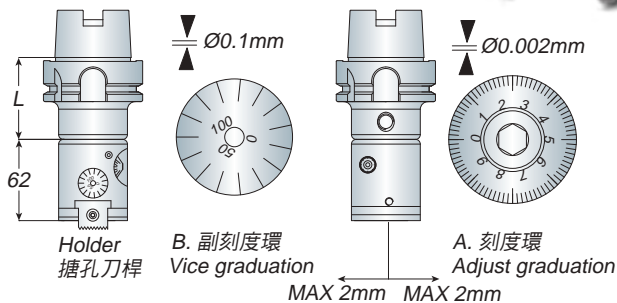


# HBOR50 Micro Boring System

HBOR50 微調搪孔系統組

# HBOR

# HSK-A series



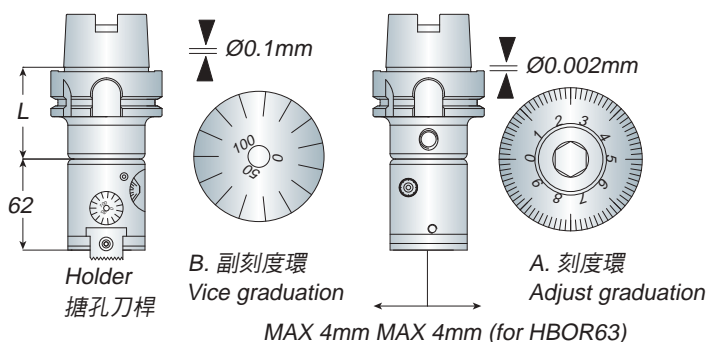
Model No.	Boring Range	L	Weight (kg)
HSK63A HBOR50/SET	6~90	50	11.00

Unit: mm

- HBOR50 micro boring system which boring range is from 6 ~ 90mm.
- The inside diameter of HBOR50 micro boring system is 16mm.
- HBOR50 boring set => refer to P.135
- Insert must be ordered separately.
- HBOR50 微調搪孔系統組：搪孔範圍 6 ~ 90mm
- HBOR50 微調搪孔本體中的內孔為 16mm
- HBOR50 整組規格 => 請參考 P.135
- 刀片為另購品

# HBOR63 Micro Boring System

HBOR63 微調搪孔系統組



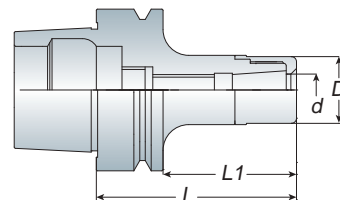
Model No.	Boring Range	L	Weight (kg)
HSK63A HBOR63/SET	6~150	67	12.00

Unit: mm

- HBOR63 micro boring system which boring range is from 6~90mm / 6 ~ 150mm.
- The inside diameter of HBOR63 micro boring system is 16mm.
- HBOR63 boring set => refer to P.136
- HBOR63 boring head can match BM140 series for optional. It can extend boring range to 280mm (6~280mm). => refer to P.137
- Insert must be ordered separately.
- HBOR63 微調搪孔系統組，搪孔範圍為 6~90mm/ 6 ~ 150mm
- HBOR63 微調搪孔本體中的內孔為 16mm
- HBOR63 整組規格 => 請參考 P.136
- HBOR63 微調搪孔系統組可另選配 BM 系列，使其搪孔範圍延展至 280mm (6 ~ 280mm) => 請參考 P.137
- 刀片為另購品

## High Speed Collet Chuck

高轉速精密筒夾本體



- ASK tooling systems are suitable for high speed and high precision cutting.
- Special nut design provides better cutting condition and reducing cutting vibration.
- ASK collet can be achieve the best cutting condition when using AA grade.
- Wrench and Stop Screw must be ordered separately.
- Balancing: 30,000 r.p.m G2.5
- ASK 系列適用於高轉速、高精密切削加工，切削效果佳
- 螺帽獨特設計可降低高轉速切削時的風阻及噪音並提升工作效能
- 欲達到切削效果佳，可搭配使用 AA 級筒夾
- ASK 扳手及止付螺絲為另購品
- 動平衡：30,000 r.p.m G2.5

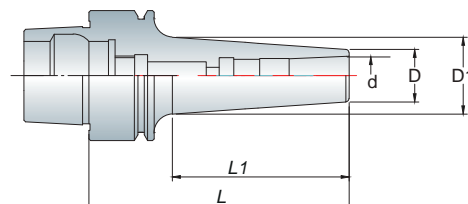
Model No.	Clamping Range (d)	D	L1	L	Weight (kg)
HSK25E ASK06-045	2~6	19.05	35	45	0.15
HSK32E ASK06-050	2~6	19.05	30	50	0.17
ASK10-060	2~10	27	40	60	0.26
HSK40E ASK06-060	2~6	19.05	40	60	0.50
ASK10-060	2~10	27	40	60	0.50
-080	2~10	27	55	75	0.60
ASK16-080	3~16	40	60	80	0.80
HSK50E ASK06-080	2~6	19.05	54	80	0.70
ASK10-060	2~10	27	34	60	0.70
-080	2~10	27	54	80	0.80
ASK16-080	3~16	40	54	80	1.00

Unit: mm



## High Speed Collet Chuck

後拉式夾頭刀桿



- ADS tool holder is suitable for high-speed and high precision cutting. Tool holder designed without nut could reduce cutting vibration.
- Wrench is attached for each ADS tool holder.
- Balancing: 30,000 r.p.m G2.5
- ADS 刀桿適用於高速精密加工。無螺帽設計，降低加工時物件干涉
- 筒夾後拉式設計，操作簡易
- 每支 ADS 刀桿均附 1 支扳手
- 動平衡：30,000 r.p.m G2.5

- ADS06, ADS08: 4mm Hex-Wrench
- ADS12: 6mm Hex-Wrench
- ADS06, ADS08 使用 4mm 六角扳手
- ADS12 使用 6mm 六角扳手

Model No.	Clamping Range (d)	D	D1	L1	L	Weight (kg)
HSK40E ADS06-080	2~6	13	18	50.5	80	0.40
-090	2~6	13	19.5	61.5	90	0.50
ADS08-080	3~8	16	23.5	54.5	80	0.50
ADS10-090	3~10	21	27.8	65.2	90	0.60
HSK50E ADS06-075	2~6	13	16.5	33.8	75	0.60
ADS08-085	3~8	16	23	49.7	85	0.70
ADS10-095	3~10	21	27	59.5	95	0.80
ADS12-125	3~12	23	37.5	96.2	125	1.00

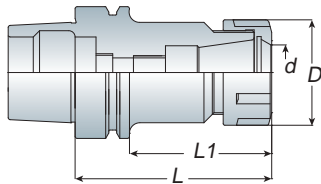
Unit: mm





# Collet Chuck

彈性筒夾本體



Model No.	Clamping Range (d)	D	L	L1	Collet Type	Wrench	Weight (kg)
HSK25E ER16-040M	1~10	22	40	30	ER16	WM16	0.10
HSK32E ER16-060M	1~10	22	60	40	ER16	WM16	0.20
ER20-060M	1~13	28	60	40	ER20	WM20	0.30
HSK40E ER16-080	1~10	28	80	60	ER16	WER16	0.50
ER20-080	1~13	34	80	60	ER20	WER20	0.60
ER25-080	2~16	42	80	60	ER25	WER25	0.80
HSK50E ER16-100	1~10	28	100	74	ER16	WER16	0.80
ER20-100	1~13	34	100	74	ER20	WER20	0.90
ER25-100	2~16	42	100	74	ER25	WER25	1.10
ER32-100	2~20	50	100	74	ER32	WER32	1.30

Unit: mm

## ER

## HSK-E series

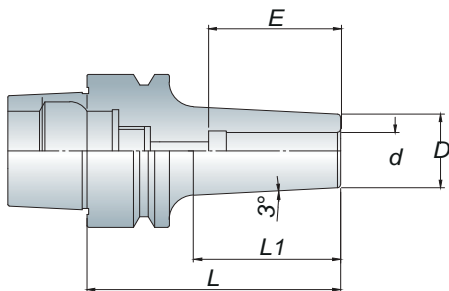


- ER collet chuck with the flexibility that can clamp drill, reamers, end mills and taps.
- ER collet chuck is also suitable for ER bearing nut and wrench.
- Wrench and Stop Screw must be ordered separately.
- Balancing: 30,000 r.p.m G2.5
- ER 筒夾具有彈性，適合夾持鑽頭、鉸刀、銑刀及絲攻刀具
- ER 刀桿可另外選配 ER 鋼珠螺帽及扳手
- ER 扳手及止付螺絲為另購品
- 動平衡：30,000 r.p.m G2.5



# Shrink Chuck

燒結式刀桿



Model No.	d	D	L	L1	E	Weight (kg)
HSK40E ASR04-080	4	10	80	60	16	0.40
ASR06-080	6	14	80	60	22	0.40
ASR08-080	8	18	80	60	26	0.50
ASR10-080	10	22	80	60	32	0.50
ASR12-080	12	24	80	60	35	0.50
HSK50E ASR04-080	4	10	80	54	16	0.60
ASR06-080	6	14	80	54	22	0.60
ASR08-080	8	18	80	54	26	0.70
ASR10-080	10	22	80	54	32	0.70
ASR12-080	12	24	80	54	35	0.70

Unit: mm

## ASR



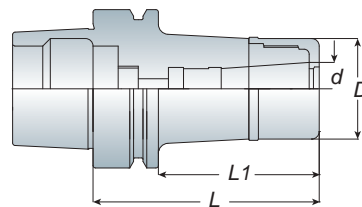
- Heater specification => refer to P.38
- Tools are restricted by material of h6 carbide tool.
- Balancing: 30,000 r.p.m G2.5
- 刀桿加熱器規格請參考 P.38
- 刀具限用 h6 鎢鋼刀具
- 動平衡：30,000 r.p.m G2.5

# HSK-E series

## AVC

### High Speed Collet Chuck

高轉速高精度立銑刀本體



- AVC long type collet with angle 8° increases clamping force and cutting rigidity and precision.
- Special nut design provides better cutting conditions and reducing cutting vibrations.
- Wrench and Stop Screw must be ordered separately.
- Balancing: 30,000 r.p.m G2.5
- 8° 長筒夾設計提高夾持力，高剛性及高精度
- 刀桿柄壁的增厚設計大幅提升切削剛性
- 螺帽獨特設計可降低高轉速切削時的風阻及噪音並提升工作效能
- AVC 扳手及止付螺絲為另購品
- 動平衡：30,000 r.p.m G2.5

Model No.	Clamping Range (d)	D	L	L1	Weight (kg)
HSK40E AVC06-070	2~6	27	70	50	0.50
-090	2~6	27	90	70	0.70
AVC10-090	3~10	33	90	70	0.80
AVC12-090	3~12	40	90	70	0.80
HSK50E AVC06-070	2~6	27	70	44	0.70
-090	2~6	27	90	64	0.80
AVC10-090	3~10	33	90	64	1.00
AVC12-090	3~12	40	90	64	1.00

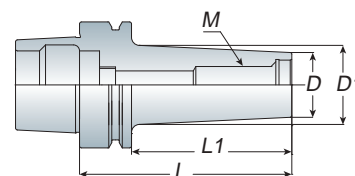
Unit: mm



## AMD

### Screw-in Endmill Holder

圓刃銑刀桿



- Balancing: 30,000 r.p.m G2.5
- 動平衡：30,000 r.p.m G2.5



P121-End Mills

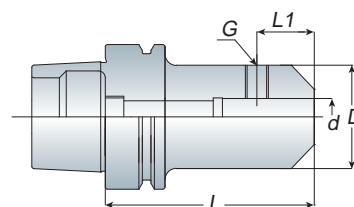
Model No.	M	D	D1	L	L1	Weight (kg)
HSK40E AMD123-060	6	11	17	60	33	0.40
AMD122-060	6	11	19	60	35	0.40
AMD202-060	10	18	23	60	33	0.50
HSK50E AMD123-060	6	11	17	60	25	0.70
AMD122-060	6	11	17	60	25	0.70
AMD202-060	10	18	22	60	24	0.85

Unit: mm

## SLA

### End Mill Holder (For 3D Sensor)

側固端銑刀桿



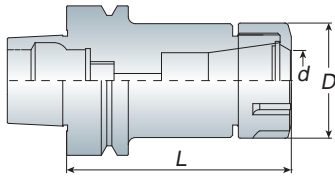
- Balancing: 30,000 r.p.m G2.5
- 動平衡：30,000 r.p.m G2.5

Model No.	d	D	L	L1	G	Weight (kg)
HSK40E SLA20-070	20	40	70	25	M8x1.25P	0.70
HSK50E SLA20-080	20	52	80	25	M16x2.0P	1.10

Unit: mm

## Spring Collet Chuck

彈性筒夾本體



Model No.	Clamping Range (d)	D	L	Collet Type	Wrench	Weight (kg)
HSK63F ER16-080	1~10	28	80	ER16	WER16	0.90
-100	1~10	28	100	ER16	WER16	1.10
ER20-080	1~13	34	80	ER20	WER20	1.00
-100	1~13	34	10	ER20	WER20	1.30
ER25-080	2~16	42	80	ER25	WER25	1.10
-100	2~16	42	100	ER25	WER25	1.30
ER32-080	2~20	50	80	ER32	WER32	1.20
-100	2~20	50	100	ER32	WER32	1.40
ER40-080	3~26	63	80	ER40	WER40	1.40
-100	3~26	63	100	ER40	WER40	1.60

Unit: mm

# ER

# HSK-F series

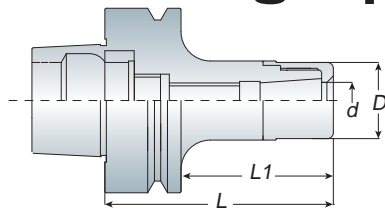


- ER collet chuck with the flexibility that can clamp drill, reamers, end mills and taps.
- ER collet chuck is also suitable for ER bearing nut and wrench.
- Wrench and Stop Screw must be ordered separately.
- Balancing: 30,000 r.p.m G2.5
- ER 筒夾具有彈性，適合夾持鑽頭、鉸刀、銑刀及絲攻刀具
- ER 刀桿可另外選配 ER 鋼珠螺帽及扳手
- ER 扳手及止付螺絲為另購品
- 動平衡：30,000 r.p.m G2.5



## High Speed Collet Chuck

高轉速精密筒夾本體



Model No.	Clamping Range (d)	D	L	L1	Wrench	Weight (kg)
HSK63F ASK10-080	2~10	27	80	54	WASK10	1.00
ASK16-080	3~16	40	80	54	WASK16	1.10
ASK25-090	6~25.4	54	90	64	WASK25	1.50

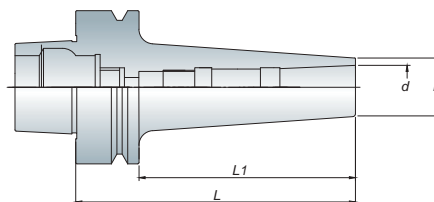
Unit: mm

# ASK



- ASK tooling systems are suitable for high speed and high precision cutting.
- Special nut design provides better cutting condition and reducing cutting vibration.
- ASK collet can be achieve the best cutting condition when using AA grade.
- Wrench and Stop Screw must be ordered separately.
- Balancing: 30,000 r.p.m G2.5
- ASK 系列適用於高轉速、高精密切削加工，切削效果佳
- 螺帽獨特設計可降低高轉速切削時的風阻及噪音並提升工作效能
- 欲達到切削效果佳，可搭配使用 AA 級筒夾
- ASK 扳手及止付螺絲為另購品
- 動平衡：30,000 r.p.m G2.5





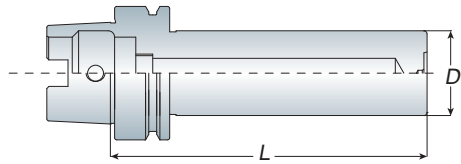
- ADS12, ADS16: 6mm Hex-Wrench
- ADS12, ADS16: 使用 6mm 六角扳手
- ADS tool holder is suitable for high-speed and high precision cutting. Tool holder designed without nut could reduce cutting vibration.
- Wrench is attached for each ADS tool holder
- Balancing: 30,000 r.p.m G2.5
- ADS 刀桿適用於高速精密加工。無螺帽設計，降低加工時物件干涉。
- 筒夾後拉式設計，操作簡單
- 每支 ADS 刀桿均附 1 支扳手
- 動平衡：30,000 r.p.m G2.5

Model No.	Clamping Range (d)	D	L	L1	Weight (kg)
HSK63F ADS12-115	3~12	23	115	89	0.10
ADS16-115	5~16	28	115	89	0.20

Unit: mm



P33- ADS Collet



## Test Bar

測試棒

# TA

**HSK**  
series

Model No.	D	L	Roundness 真圓度	Concentricity 同心度	Weight (kg)
HSK32A+E TA25-200	25	200	< 0.003	< 0.005	1.20
HSK40A+E TA30-200	30	200			1.80
HSK50A+E TA30-250	30	250			2.20
HSK63A+E TA40-300	40	300			4.30
HSK100A+E TA50-300	50	300			7.00

Unit: mm



- Test arbor is used to measure the runout of machine spindle.
- Taper Contact > 85%
- 測試棒為測量機台主軸精準度用
- 錐度密合度 > 85%

## Locking Device

鎖刀座

# HSK

Model No.	FIG.	Holder Type 刀桿型式	Weight (kg)
LD-HSK32-FIG.1	1	HSK32E	5.50
LD-HSK40-FIG.1		HSK40A+C+E	5.90
LD-HSK50-FIG.1		HSK50A+C+E	6.30
LD-HSK63-FIG.1		HSK63A+C+E+F	6.70
LD-HSK100-FIG.1		HSK100A+C+E	7.90
LD-HSK40-FIG.2	2	HSK40A+C+E	3.10
LD-HSK50-FIG.2		HSK50A+C+E	3.40
LD-HSK63-FIG.2		HSK63A+C+E+F	4.00

Unit: mm

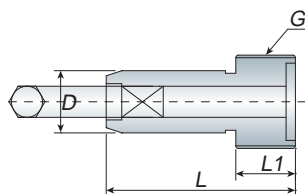


FIG.1



FIG.2

- FIG.1: Vertical and horizontal type
- FIG.2: Bearing type



## Coolant Supply Unit

專用冷卻液管

# HSK

Model No.	D	L	L1	G	Wrench (六角)	Weight (kg)
HSK40-M12	8	29.5	7.5	M12x1.0P	W4	0.03
HSK50-M16	10	33	9.5	M16x1.0P	W5	0.04
HSK63-M18	12	36	11.4	M18x1.0P	W6	0.05
HSK100-M24	16	44	15.5	M24x1.5P	W8	0.06

Unit: mm



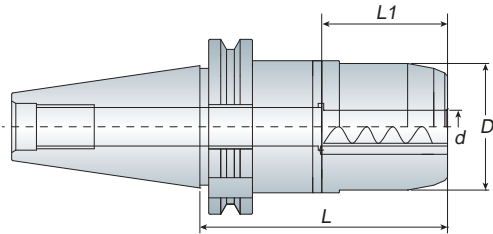
- Wrench must be ordered separately.
- 扳手為另購品

**SK**  
series  
DIN 69871A

**AMG**

# Double Power Chuck

超倍力夾頭刀桿



## Features

- AMG tooling system is suitable for high speed and heavy cutting simultaneously.
- AMG tooling system is special designed for coolant type - JET THROUGH.
- High precision clamping because of the design of needle roller bearing.
- The spacer could make the flange & nut be tightened and provide exceptional rigidity.
- Wrench must be ordered separately.
- Balancing: 30,000 r.p.m G2.5
- AMG 刀桿系列可同時在高速切削及重切削上使用
- AMG 刀具系列為端面給油設計
- 刀桿採用針狀軸承設計，夾持度極佳
- 螺帽透過墊片與本體貼合使之提高剛性
- AMG 扳手為另購品
- 動平衡：30,000 r.p.m G2.5

Model No.	d	D	L	L1	Wrench	Weight (kg)
SK40 AMG12-090	12	46	90	67	WAMG12	1.60
AMG16-100	16	54	100	60	WAMG16	2.30
AMG20-110	20	58	110	70	WAMG20	2.40
AMG25-110	25	62	110	90	WAMG25	2.60
AMG32-110	32	70	110	90	WAMG32	2.70
SK50 AMG12-090	12	46	90	67	WAMG12	4.60
AMG16-110	16	54	110	60	WAMG16	4.90
AMG20-110	20	58	110	70	WAMG20	4.90
AMG25-110	25	62	110	90	WAMG25	4.90
AMG32-110	32	70	110	90	WAMG32	5.00

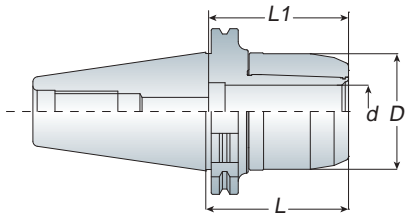
Unit: mm



- **AMG Double Power Chuck** with nut for C-WRENCH is available.
- Please change name from AMG to AMC of each model no. when ordering.
- 螺帽部分為 C 型系列，訂購時，請更改品名為 AMC
- Example: SK40 AMC16-100

# High Speed Milling Chuck

高轉速強力銑刀夾頭刀桿



Model No.	Clamping Range	d	D	L	L1	Collet Type	Weight (kg)
SK40 ASG12-090	3~12	12	35	90	-	SC12	1.40
ASG16-090	3~16	16	46	90	65	SC16	1.80
ASG20-090	4~20	20	54	90	72	SC20	2.00
SK50 ASG12-075	3~12	12	35	75	-	SC12	3.20
-105	3~12	12	35	105	-	SC12	3.50
ASG16-105	3~16	16	46	105	65	SC16	4.10
ASG20-105	4~20	20	54	105	72	SC20	4.40


Unit: mm

# ASG

**SK**  
series  
DIN 69871A

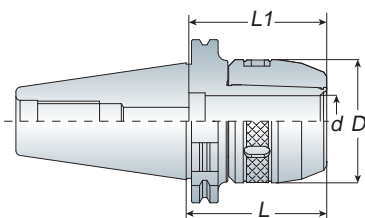


- ASG tooling system is suitable for high speed and high precision cutting.
- When using without collet, ASG tooling system is designed for coolant type - THROUGH TOOLS.
- Dust-proof design could extend tool holder lifetime.
- Wrench must be ordered separately.
- Balancing: 30,000 r.p.m G2.5
- ASG 刀具系列適用於高轉速、高精密切削加工，切削效果佳
- 在沒有搭配筒夾的情況下使用，ASG 刀具系列為刀尖給油設計
- 特殊防塵設計，提升刀桿壽命
- 扳手為另購品
- 動平衡：30,000 r.p.m G2.5



P8- Wrench

P8- SC Collet



# Milling Chuck

強力銑刀夾頭刀桿


Model No.	Clamping Range	d	D	L	L1	Collet Type	Weight (kg)
SK40 ASC16-090	3~16	16	46	90	65	SC16	1.80
ASC20-090	4~20	20	53	90	72	SC20	2.00
ASC25-095	6~25	25	58	95	85	SC25	2.00
-130	6~25	25	58	130	85	SC25	2.70
ASC32-095	6~32	32	68	95	95	SC32	2.20
-130	6~32	32	68	130	95	SC32	3.00
SK50 ASC16-105	3~16	16	46	105	65	SC16	4.00
ASC20-105	4~20	20	53	105	72	SC20	4.20
ASC25-095	6~25	25	58	95	85	SC25	4.10
-150	6~25	25	58	150	85	SC25	5.00
ASC32-105	6~32	32	68	105	95	SC32	4.70
-150	6~32	32	68	150	95	SC32	5.90
ASC42-110	6~42	42	84	110	100	SC42	5.00
-160	6~42	42	84	160	100	SC42	7.10

Unit: mm

# ASC



- C-type wrench is attached for each ASC milling chuck.
- 每支 ASC 刀桿均附 1 支 C 型扳手



P8- Wrench

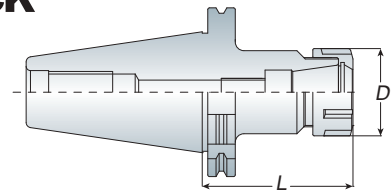
P8- SC Collet

**SK**  
series  
DIN 69871A

**ER**

## Spring Collet Chuck

彈性筒夾本體



- ER collet chuck with the flexibility that can clamp drill, reamers, end mills and taps.
- ER16 / ER20 holder can make M type as your choice.
- ER collet chuck is also suitable for ER bearing nut and wrench.
- ER spring collet chuck - long type upon your request.
- Wrench and Stop screw must be ordered separately.
- ER 筒夾具有彈性，適合夾持鑽頭、鉸刀、銑刀及絲攻刀具
- ER16 / ER20 刀桿另有 M 型可供選擇
- ER 刀桿可另外選配 ER 鋼珠螺帽及扳手
- 亦有生產 ER 加長型刀桿，可另詢問
- ER 扳手及止付螺絲為另購品

Model No.	Clamping Range	D	L	Collet Type	Wrench	Weight (kg)
SK40 ER16-070	1~10	28	70	ER16	WER16	1.30
-100	1~10	28	100	ER16	WER16	1.40
-150	1~10	28	150	ER16	WER16	1.60
ER20-080	1~13	34	80	ER20	WER20	1.40
-100	1~13	34	100	ER20	WER20	1.50
-150	1~13	34	150	ER20	WER20	1.80
ER25-080	2~16	42	80	ER25	WER25	1.50
-100	2~16	42	100	ER25	WER25	1.70
-150	2~16	42	150	ER25	WER25	2.00
ER32-070	2~20	50	70	ER32	WER32	1.40
-100	2~20	50	100	ER32	WER32	1.80
ER40-080	3~26	63	80	ER40	WER40	1.60
-100	3~26	63	100	ER40	WER40	1.90
SK50 ER16-100	1~10	28	100	ER16	WER16	3.20
-150	1~10	28	150	ER16	WER16	3.50
ER20-100	1~13	34	100	ER20	WER20	3.40
-150	1~13	34	150	ER20	WER20	3.70
ER25-100	2~16	42	100	ER25	WER25	3.50
-150	2~16	42	150	ER25	WER25	3.80
ER32-100	2~20	50	100	ER32	WER32	3.50
-150	2~20	50	150	ER32	WER32	3.80
ER40-100	3~26	63	100	ER40	WER40	3.80
-150	3~26	63	150	ER40	WER40	4.10

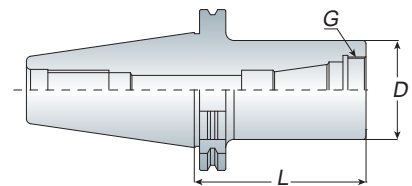
Unit: mm



**ERA**

## High Speed Collet Chuck

高速彈性筒夾本體



- The clamping nuts for ERA are special designed to be fitted internally into the holder. The special design could provide better cutting conditions and reducing cutting vibrations.
- Wrench and Stop screw must be ordered separately.
- Blinacing: 30,000 r.p.m G2.5
- BT-ERA is produced by order
- 特殊內藏式螺帽設計：可降低及減少切削時所產生的阻力與振動，並提升加工品質及穩定性
- ERA 扳手及止付螺絲為另購品
- 動平衡：30,000 r.p.m G2.5
- BT-ERA 為訂單生產

Model No.	D	L	G	Weight (kg)
SK40 ERA11-100	22	100	M18x1.0P	1.20
ERA16-100	28	100	M24x1.0P	1.30
ERA20-100	32	100	M28x1.5P	1.40
ERA25-100	38	100	M32x1.5P	1.40
ERA32-100	46	100	M40x1.5P	1.50
SK50 ERA11-100	22	100	M18x1.0P	3.40
ERA16-100	28	100	M24x1.0P	3.50
ERA20-100	32	100	M28x1.5P	3.60
ERA25-100	38	100	M32x1.5P	3.70
ERA32-100	46	100	M40x1.5P	4.00

Unit: mm



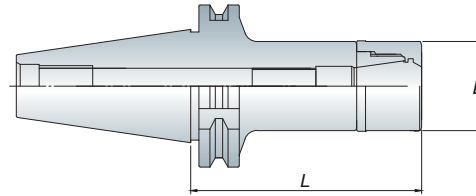


# Spring Collet Chuck

MER 彈性筒夾本體

# MER

**SK**  
series  
DIN 69871A



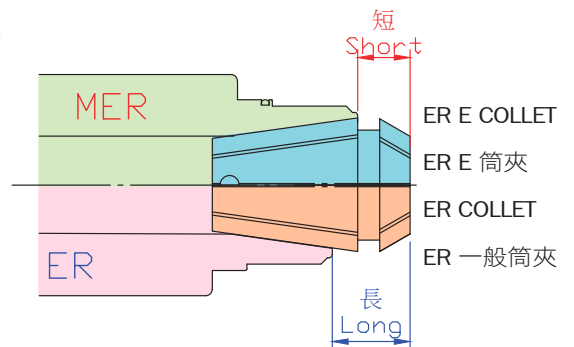
## Features

- MER has more contact area between holder and collet to make better radial cutting force than standard ER.
- Special design of MER High speed bearing nut, the clamping power is better than Standard ER type.
- MER system are suitable for high speed and high precision cutting.
- Suitable to use with ER-E type collet, the cutting condition will be excellent.
- Also could be used with standard ER collet, the clamping range change to 0.5mm from 1mm Ex. MER20 holder + ER20 O6 collet => Clamping range: 6~5.5mm
- WER..G bearing wrench and Stop screw must be ordered separately.
- Balancing: 30,000 r.p.m G2.5
- MER 列比 ER 系列擁有更大的接觸面積及更少的突出長度，可提供更高的徑向切削力
- 獨特 MER 高速強力型鋼珠螺帽設計比一般 ER 系列具備更高的夾持力
- 適用於高轉速、高精密切削。
- 建議搭配 ER-E 型 立銑刀專用筒夾，切削效果極佳
- 亦可搭配一般 ER 筒夾使用，但夾持力範圍從 1mm 降為 0.5mm 為一單位 Ex. MER20 刀桿 + ER20 O6 筒夾 => 其夾持力範圍為 6~5.5mm
- WER..G 軸承扳手及止付螺絲為另購品
- 動平衡：30,000 r.p.m. G2.5


Model No.	Clamping Range	D	L	Wrench	Weight (kg)
SK40 MER16-070/100	1~10	30	70/100	WER16G	1.40/1.50
	-150	30	150	WER16G	1.70
MER20-080/100	1~13	35	80/100	WER20G	1.50/1.60
	-150	35	150	WER20G	1.90
MER25-080/100	2~16	40	80/100	WER25G	1.60/1.80
	-150	40	150	WER25G	2.10
MER32-070	2~20	50	70	WER32G	1.50
	-100	50	100	WER32G	1.90
SK50 MER16-100/150	1~10	30	100/150	WER16G	3.30/3.60
	MER20-100/150	1~13	35	100/150	WER20G
MER25-100/150	2~16	40	100/150	WER25G	3.60/3.90
MER32-100/150	2~20	50	100/150	WER32G	3.60/3.90

Unit: mm

- MER 刀桿本體內孔模具線較深，使用 E 型筒夾置入時，更達到完全包覆性，增加加工穩定性。
- The design of deeper gauge line for MER holder. Recommend using ER-E type collet into the body (holder). The increasing length of contact area between collet and holder for improved clamping force.



\*\*\* 比較 / Compare \*\*\*

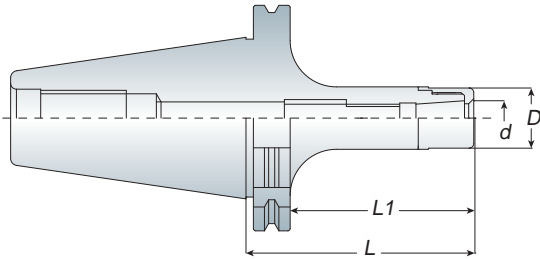


**SK**  
series  
DIN 69871A

**ASK**

# High Speed Collet Chuck

高轉速精密筒夾本體



## Features

- ASK tooling systems are suitable for high speed and high precision cutting.
- Special nut design provides better cutting condition and reducing cutting vibration.
- ASK collet can be achieve the best cutting condition when using AA grade.
- Wrench and Stop Screw must be ordered separately.
- Balancing: 30,000 r.p.m G2.5
- ASK 系列適用於高轉速、高精密切削加工，切削效果佳
- 螺帽獨特設計可降低高轉速切削時的風阻及噪音並提升工作效能
- 欲達到切削效果佳，可搭配使用 AA 級筒夾
- ASK 扳手及止付螺絲為另購品
- 動平衡：30,000 r.p.m G2.5

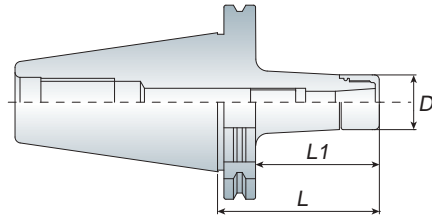


Model No.	Clamping Range (d)	D	L	L1	Weight (kg)
SK30 ASK06-060	2~6	20	60	35.9	0.60
ASK10-070	2~10	27	70	50.9	0.70
-090	2~10	27	90	75.9	0.80
ASK16-060	3~16	40	60	40.9	0.90
-090	3~16	40	90	65.9	1.00
-120	3~16	40	120	80.9	1.10
ASK20-060	4~20	48	60	40.9	0.80
ASK25-085	6~25.4	54	85	65.9	1.20
SK40 ASK06-080/090	2~6	20	80/90	60.9	1.10/1.20
-100	2~6	20	100	80.9	1.30
ASK10-080/090	2~10	27	80/90	60.9	1.20/1.30
-100	2~10	27	100	80.9	1.40
ASK13-080	3~13	33	80	60.9	1.30
-100	3~13	33	100	80.9	1.50
ASK16-080	3~16	40	80	60.9	1.40
-100	3~16	40	100	80.9	1.50
ASK20-090	4~20	48	90	70.9	1.80
ASK25-095	6~25.4	54	95	75.9	1.90
-110	6~25.4	54	110	90.9	2.00
SK50 ASK06-100	2~6	20	100	80.9	3.00
ASK10-100	2~10	27	100	80.9	3.30
-130	2~10	27	130	110.9	3.40
-150	2~10	27	150	130.9	3.50
ASK13-100	3~13	33	100	80.9	4.50
-130	3~13	33	130	110.9	4.70
-150	3~13	33	150	130.9	4.90
ASK16-100	3~16	40	100	80.9	3.50
-130	3~16	40	130	110.9	3.70
-150	3~16	40	150	130.9	3.90
ASK20-100	4~20	48	100	80.9	4.60
-130	4~20	48	130	110.9	5.00
-150	4~20	48	150	130.9	5.60
ASK25-100	6~25.4	54	100	80.9	3.80
-130	6~25.4	54	130	110.9	4.00
-150	6~25.4	54	150	130.9	4.20

Unit: mm

# High Speed Collet Chuck

高轉速高精度立銑刀本體



Model No.	Clamping Range	D	L	L1	Weight (kg)
SK40 AVC06-090	2~6	27	90	70.9	1.30
AVC10-090	3~10	33	90	70.9	1.40
AVC12-090	3~12	40	90	70.9	1.50
SK50 AVC06-105	2~6	27	105	85.9	3.90
AVC10-105	3~10	33	105	85.9	4.10
AVC12-105	3~12	40	105	85.9	4.20

Unit: mm

- 8° 長筒夾設計提高夾持力，高剛性及高精度
- 刀桿柄壁的增厚設計大幅提升切削剛性
- 螺帽獨特設計可降低高轉速切削時的風阻及噪音並提升工作效能
- AVC 扳手及止付螺絲為另購品
- 動平衡：30,000 r.p.m G2.5

# AVC

**SK**  
series  
DIN 69871A

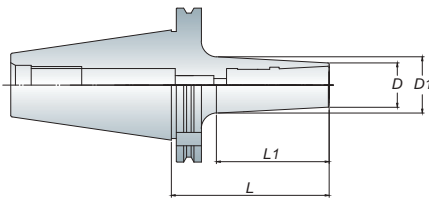


- AVC Long type collet with angle 8° increases clamping force, cutting rigidity and precision.
- Special nut design provides better cutting conditions and reducing cutting vibrations.
- Wrench and Stop Screw must be ordered separately.
- Balancing: 30,000 r.p.m G2.5



# High Speed Collet Chuck

後拉式夾頭刀桿



- ADS06, ADS08: 4mm Hex-Wrench
- ADS12, ADS16: 6mm Hex-Wrench
- ADS06, ADS08 使用 4mm 六角扳手
- ADS12, ADS16 使用 6mm 六角扳手

Model No.	Clamping Range (d)	D	D1	L	L1	Weight (kg)
SK30 ADS06-080	2~6	13	17.6	80	44.8	0.55
ADS08-080	3~8	16	22	80	45	0.60
ADS10-085	3~10	21	27.4	85	65.9	0.65
ADS12-085	3~12	24	29.7	85	63	0.65
SK40 ADS06-090	2~6	13	19.5	90	61	1.10
-120	2~6	13	22.5	120	91	1.30
-150	2~6	13	25.7	150	120	1.50
ADS08-090	3~8	16	24.5	90	61.6	1.20
-120	3~8	16	25.8	120	93.3	1.40
-150	3~8	16	27.5	150	109.2	1.60
ADS10-090	3~10	21	27.4	90	70.9	1.25
-120	3~10	21	30.5	100	91.5	1.50
ADS12-090	3~12	24	30.8	90	65.2	1.30
-135	3~12	24	37.8	135	110.3	1.70
ADS16-095	5~16	28	35.5	95	75.9	1.40
SK50 ADS08-100	3~8	16	26	100	71.6	3.20
ADS10-100	3~10	21	28.2	100	69.3	3.30
ADS12-100	3~12	24	33	100	71.5	3.40
ADS16-100	5~16	28	35.6	100	71.4	3.30

Unit: mm

# ADS



- ADS tool holder is suitable for high-speed and high precision cutting. Tool holder designed without nut could reduce cutting vibration.
- Wrench is attached for each ADS tool holder.
- Balancing: 30,000 r.p.m G2.5
- ADS 刀桿適用於高速精密加工。無螺帽設計，降低加工時物件干涉
- 筒夾後拉式設計，操作簡易
- 每支 ADS 刀桿均附 1 支扳手
- 動平衡：30,000 r.p.m G2.5



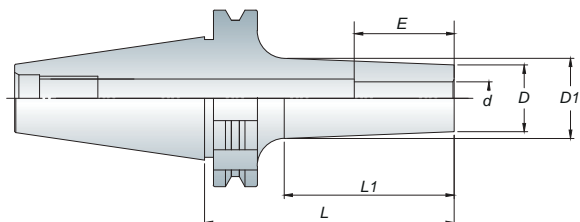
P33- ADS Collet

**SK**  
series  
DIN 69871A

**ASR**

# Shrink Chuck

燒結式刀桿



## Features

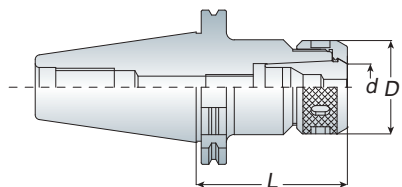
- Heater specification => refer to P.38
- Tools are restricted by material of h6 carbide tool.
- 刀桿加熱器規格請參考 P.38
- 刀具限用 h6 鎢鋼刀具

Model No.	d	D	D1	L	L1	E	Weight (kg)
SK40 ASR04-090	4	14	20	90	61.3	16	1.20
ASR05-090	5	10	19.8	90	61.3	22	1.20
ASR06-090	6	21	25.8	90	61.3	22	1.20
ASR08-090	8	18	22.8	90	61.3	26	1.20
ASR10-090	10	22	26.8	90	61.3	32	1.30
ASR12-090	12	24	28.6	90	61.3	35	1.30
ASR16-090	16	28	33	90	61.3	38	1.30
ASR20-100	20	34	40	100	73.5	42	1.50
ASR25-100	25	44	51	100	73.5	48	1.50
ASR32-100	32	44	51	100	73.5	50	1.55
SK50 ASR06-105	6	14	22	105	76.4	22	3.90
ASR08-105	8	18	26	105	76.4	26	4.00
ASR10-105	10	22	30	105	76.4	32	4.20
ASR12-105	12	24	32	105	76.4	35	4.40
ASR16-105	16	28	34.5	105	76.3	38	4.40
ASR20-105	20	33	41	105	74.5	42	4.70
ASR25-105	25	44	51	105	74.5	48	4.70
ASR32-105	32	46	54	105	74.5	50	5.00

Unit: mm

# Collet Chuck

重切削筒夾本體



# OZ

**SK**  
series  
DIN 69871A



Model No.	d	D	L	Collet Type	Weight (kg)
SK40 OZ25-070	3~25	60	70	OZ25	1.50
-100	3~25	60	100	OZ25	2.40
OZ32-090	6~32	72	90	OZ32	2.10
SK50 OZ25-100	3~25	60	100	OZ25	4.00
OZ32-100	6~32	72	100	OZ32	4.30

Unit: mm

- OZ collet chuck can clamp drill, end mills and taps.
- Wrench must be ordered separately.
- OZ 重切削刀桿可用於夾持鑽頭、銑刀及絲攻刀具
- OZ 扳手為另購品



# End Mill Holder - Weldon

側固端銑刀桿 - 歐規

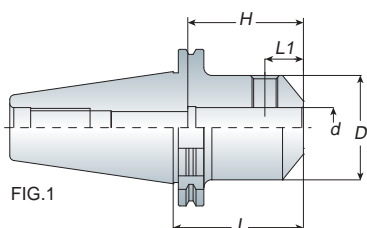


FIG.1

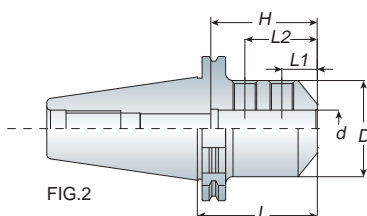


FIG.2

# EM

Model No.	FIG.	d	D	L	L1	L2	H	Weight (kg)
SK40 EM06-050	1	6	25	50	18	-	25	1.00
EM08-050	1	8	28	50	18	-	32	1.00
EM10-050	1	10	35	50	20	-	36	1.10
EM12-050	1	12	42	50	22.5	-	42	1.20
EM16-063	1	16	48	63	24	-	52	1.40
EM20-063	1	20	52	63	25	-	62	1.40
EM25-100	2	25	65	100	24	49	65	2.30
EM32-100	2	32	72	100	24	52	76	2.60
SK50 EM06-063	1	6	25	63	18	-	28	2.90
EM08-063	1	8	28	63	18	-	32	3.00
EM10-063	1	10	35	63	20	-	35	3.10
EM12-063	1	12	42	63	22.5	-	40	3.30
EM16-063	1	16	48	63	24	-	50	3.30
EM20-063	1	20	52	63	25	-	62	3.30
EM25-080	2	25	65	80	24	49	65	4.00
EM32-100	2	32	72	100	24	52	76	4.80
EM40-110	2	40	90	110	30	62	85	5.60
EM50-110	2	50	100	110	35	70	92	6.40

Unit: mm



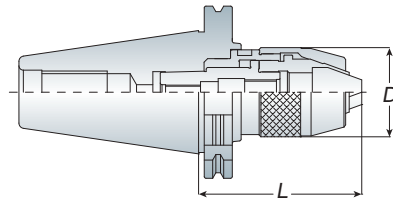
- For straight shank end mill.
- End mill is held by one (FIG.1) or two (FIG.2) set screws.
- End mill holder comes equipped with set screws.
- 適用於夾持直柄銑刀，可用在一般銑削加工
- 夾持銑刀之固定螺絲分為一個 (FIG.1) 或兩個 (FIG.2)
- 刀桿本身已裝配固定螺絲

**SK**  
series  
DIN 69871A

**APU**

## Drill Chuck Holder

直截式鑽夾頭刀桿



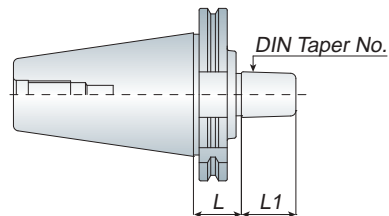
- The shank and keyless drill chuck are combined together so that to avoid the drill chuck slipping out for heavy-duty and high-speed cutting.
- Wrench is attached for each APU drill chuck holder.
- APU 刀桿和鑽夾頭結為一體，可避免鑽頭於高速及重切削時掉落或鬆脫
- 每支 APU 刀桿均附 1 支扳手

Model No.	Clamping Range	D	L		Weight (kg)
			Min.	Max.	
SK30 APU08-063	0.3~8	37.5	57	64.5	0.90
APU13-100	0.3~13	50.5	88	99	1.60
SK40 APU08-085	0.3~8	37.5	69	86.5	1.40
APU13-100	0.3~13	50.5	88	99	1.80
APU16-120	3~16	57	106	120	2.40
SK50 APU13-120	0.3~13	50.5	99	120	4.10
-170	0.3~13	50.5	159	170	5.20
APU16-120	3~16	57	106	120	4.40
-180	3~16	57	166	180	5.50

Unit: mm

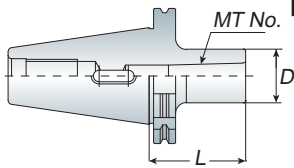
## Drill Chuck Holder - B Type

鑽夾頭刀桿 - B 型



Model No.	DIN Taper No.	L	L1	Weight (kg)
SK40 B16	B16	32	24	1.20
B18	B18	32	32	1.30
SK50 B16	B16	43	24	2.80
B18	B18	43	32	3.00

Unit: mm



## Morse Taper Holder

莫氏錐度刀桿 - A 型

# MTA

**SK**  
series  
DIN 69871A

Model No.	MT. No.	D	L	Capacity			Weight (kg)	
				Drill	Reamer	End Mill		
SK30	MTA1-050	MTA1	25	50	2~14	5~14	10~14	0.50
	MTA2-065	MTA2	32	65	14~23	14.5~23	16~22	0.70
	MTA3-080	MTA3	40	80	23~32	24~32	24~32	0.80
SK40	MTA1-050	MTA1	25	50	2~14	5~14	10~14	1.00
	MTA2-050	MTA2	32	50	14~23	14.5~23	16~22	1.00
	MTA3-070	MTA3	40	70	23~32	24~32	24~32	1.10
	MTA4-095	MTA4	50	95	32~50	32~50	35~50	1.50
SK50	MTA1-045	MTA1	25	45	2~14	5~14	10~14	2.80
	MTA2-060	MTA2	32	60	14~23	14.5~23	16~22	3.00
	MTA3-065	MTA3	40	65	23~32	24~32	24~32	3.00
	MTA4-095	MTA4	50	95	32~50	32~50	35~50	3.40
	MTA5-120	MTA5	65	120	50~75	50	40~75	3.50

Unit: mm



- The tool holder for morse taper shank with internal tang.

## Morse Taper Holder

莫氏錐度刀桿 - B 型

# MTB

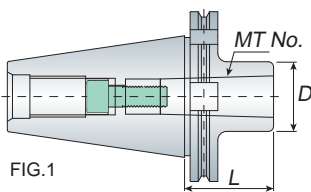


FIG.1

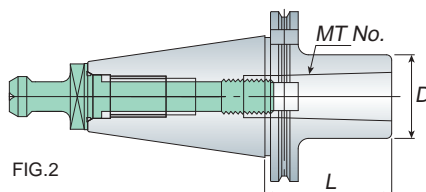


FIG.2

Model No.	FIG.	MT. No.	D	L	Capacity			Weight (kg)	
					Drill	Reamer	End Mill		
SK40	MTB1-050	1	MTB1	25	50	2~14	5~14	10~14	1.00
	MTB2-050	1	MTB2	32	50	14~23	14.5~23	16~22	1.10
	MTB3-070	1	MTB3	40	70	23~32	24~32	24~32	1.20
	MTB4-090	2	MTB4	50	90	32~50	32~50	35~50	1.40
SK50	MTB1-045	1	MTB1	25	45	2~14	5~14	10~14	2.90
	MTB2-060	1	MTB2	32	60	14~23	14.5~23	16~22	3.00
	MTB3-065	1	MTB3	40	65	23~32	24~32	24~32	3.10
	MTB4-095	1	MTB4	50	95	32~50	32~50	35~50	3.50
	MTB5-105	2	MTB5	65	105	50~75	50	40~75	4.10

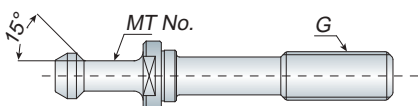
Unit: mm



- The tool holder for morse taper shank with internal draw bolt thread.
- MTB-FIG.2 type should be fitted for extension pull stud.
- MTB-FIG.2 刀桿需配合 MTB 長拉頭使用

## Extension Pull Stud

長拉頭



Model No.	MT. No.	G	Weight (kg)
MTB4-DIN69872A (M16)	MTB4	M16x2.0P	0.20
MTB5-DIN69872A (M20)	MTB5	M20x2.5P	0.50

Unit: mm



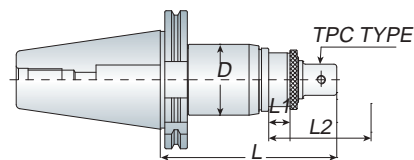
- The extension pull stud must be ordered separately.
- MTB 長拉頭為另購品

**SK**  
series  
DIN 69871A

**TPM**

## Tension & Compression Tap Holder

扭力伸縮攻牙本體



- L1: Compression, L2: Tension
- Quick change: Push back on the holder sleeve, and the tap collet is removable easily.



P57-Tap Collet

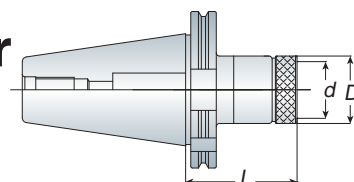
Model No.	D	L	L1	L2	Tapping Range	Collet Type	Weight (kg)
SK40 TPM316	50	145	10	20	M3~16	TPC316	1.50
SK50 TPM316	50	190	10	20	M3~16	TPC316	3.10
SK40 TPM830	66	145	10	25	M8~30	TPC830	2.50
SK50 TPM830	66	190	10	25	M8~30	TPC830	3.40

Unit: mm

**ART**

## Rigid Tap Holder

剛性攻牙本體



- ART tap holder is without floating.
- Tap collet is easy and quick to change.
- Torque control type and positive drive type tap collets can be used for ART tap holder.
- ART 剛性攻牙本體不具伸縮功能
- 絲攻筒夾易更換
- 扭力絲攻筒夾及剛性絲攻筒夾皆適用

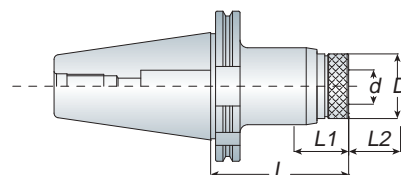
Model No.	d	D	L	Tapping Range	Collet Type	Weight (kg)
SK30 ART312	19	36	60	M3~12	ATC312	0.60
SK40 ART312	19	36	65	M3~12	ATC312	1.10
SK50 ART312	19	36	80	M3~12	ATC312	3.00
SK40 ART822	31	53	85	M8~22	ATC822	1.30
SK50 ART822	31	53	95	M8~22	ATC822	3.40

Unit: mm

**ATP**

## Tension & Compression Tap Holder

伸縮攻牙本體



- ATP tap holder is with tension and compression, so it can extend the tap lifetime.
- Torque control type and positive drive type tap collets can be used for ATP tool holder.
- ATP 伸縮攻牙本體具有伸縮功能，能延長絲攻使用壽命
- 扭力絲攻筒夾及剛性絲攻筒夾皆適用

Model No.	d	D	L	L1	L2	Tapping Range	Collet Type	Weight (kg)
SK30 ATP312	19	36	70	6~10	6~10	M3~12	ATC312	0.80
SK40 ATP312	19	36	75	6~10	6~10	M3~12	ATC312	1.10
SK50 ATP312	19	36	85	6~10	6~10	M3~12	ATC312	3.20
SK40 ATP822	31	53	110	6~10	6~10	M8~22	ATC822	2.00
SK50 ATP822	31	53	105	6~10	6~10	M8~22	ATC822	4.00

Unit: mm

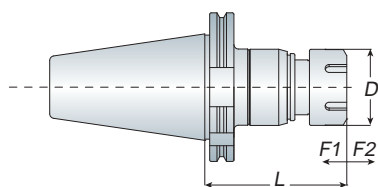


P61/62-ATC Collet



# Tension & Compression Tap Holder

剛性伸縮攻牙本體



Model No.	D	L	F1	F2	Tapping Range	Collet Type	Weight (kg)
SK40 TER16	28	77	5	8	M3~M10	ER16GB	1.10
TER20	34	86	5	8	M3~M12	ER20GB	1.20
TER25	42	90	5	8	M4~M16	ER25GB	1.50
TER32	50	94	5	8	M4~M22	ER32GB	1.70
TER40	63	98	5	8	M6~M30	ER40GB	2.90
SK50 TER16	28	80	5	8	M3~M10	ER16GB	2.80
TER20	34	99	5	8	M3~M12	ER20GB	2.90
TER25	42	97	5	8	M4~M16	ER25GB	3.20
TER32	50	95	5	8	M4~M22	ER32GB	3.40
TER40	63	117	5	8	M6~M30	ER40GB	4.40

Unit: mm

# TER

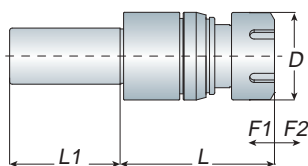
**SK**  
series  
DIN 69871A



- TER tap holder uses the ER spring collet and easy to get.
- The nut could not be over tightening to avoid damaging the body and nut.
- Wrench must be ordered separately.
- TER 伸縮攻牙本體須搭配 ER 筒夾做使用
- 使用時，螺帽請勿過度鎖緊以免造成本體及螺帽損壞
- ER 扳手為另購品

# Straight Shank

直柄剛性伸縮攻牙本體



Model No.	D	L	L1	F1	F2	Tapping Range	Collet Type	Weight (kg)
C20 TER16	28	75	55	5	12	M3~M10	ER16GB	0.40
TER20	34	80	60	5	12	M3~M12	ER20GB	0.50
TER25	42	80	60	5	12	M4~M16	ER25GB	0.80
C25 TER16	28	75	60	5	12	M3~M10	ER16GB	0.50
TER20	34	80	60	5	12	M3~M12	ER20GB	0.60
TER25	42	80	65	5	12	M4~M16	ER25GB	0.90
TER32	50	80	65	5	8	M4~M22	ER32GB	1.10
C32 TER16	28	75	65	5	12	M3~M10	ER16GB	0.70
TER20	34	80	65	5	12	M3~M12	ER20GB	0.80
TER25	42	80	65	5	12	M4~M16	ER25GB	1.00
TER32	50	80	65	5	8	M4~M22	ER32GB	1.30
C40 TER16	28	75	75	5	12	M3~M10	ER16GB	1.00
TER20	34	80	65	5	12	M3~M12	ER20GB	1.10
TER25	42	80	65	5	12	M4~M16	ER25GB	1.30
TER32	50	80	70	5	8	M4~M22	ER32GB	1.50

Unit: mm



- TER tap holder uses the ER spring collet and easy to get.
- The nut could not be over tightening to avoid damaging the body and nut.
- Straight shank tap holder also has flat shank type to choice. When ordering, please specify "FLAT".
- Wrench must be ordered separately.
- TER 伸縮攻牙本體須搭配 ER 筒夾做使用
- 使用時，螺帽請勿過度鎖緊以免造成本體及螺帽損壞
- 另有直柄削平面可供選購，請於訂購時註明 "削平面"
- ER 扳手為另購品



P12- ER Nut

P14/15- ER Collet

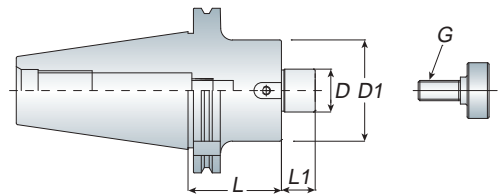
P13- Wrench

**SK**  
series  
DIN 69871A

**FMB**

## Face Mill Holder - Metric

平面銑刀桿



- Face mill holder equips with screw and drive keys to assemble the face mill cutter to the holder.
- FMB face mill holder - long type upon your request.
- Face mill cutter must be ordered separately.
- 每支 FMB 面銑刀桿均附有螺絲及擋耳以裝配面銑刀盤使用
- 亦有生產 FMB 加長型刀桿，可另詢問
- 面銑刀盤為另購品

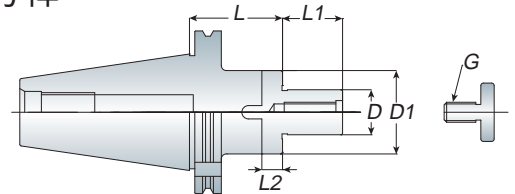
Model No.	D	D1	L	L1	G	Weight (kg)
SK40 FMB16-040	16	38	40	17	M08	1.10
FMB22-040	22	48	40	18	M10	1.30
FMB27-040	27	58	40	21	M12	1.50
FMB32-050	32	78	50	24	M16	2.00
FMB40-050	40	88	50	27	M20	2.30
SK50 FMB16-040	16	38	40	17	M08	3.10
FMB22-040	22	48	40	18	M10	3.30
FMB27-040	27	58	40	21	M12	3.60
FMB32-040	32	78	40	24	M16	3.70
FMB40-050	40	88	50	27	M20	4.10

Unit: mm

**CS**

## Combined Face Mill Holder

殼型平面銑刀桿



- Face mill cutter must be ordered separately.
- 面銑刀盤為另購品



**P229**  
Face Mill Cutter

Model No.	D	D1	L	L1	L2	G	Weight (kg)
SK40 CS16-055	16	32	55	17	10	M08	1.20
CS22-055	22	40	55	19	12	M10	1.30
CS27-055	27	48	55	21	12	M12	1.60
CS32-060	32	58	60	24	14	M16	2.20
CS40-060	40	70	60	27	14	M20	2.60
SK50 CS16-055	16	32	55	17	10	M08	3.10
CS22-055	22	40	55	19	12	M10	3.20
CS27-055	27	48	55	21	12	M12	3.50
CS32-055	32	58	55	24	14	M16	4.00
CS40-055	40	70	55	27	14	M20	4.40

Unit: mm

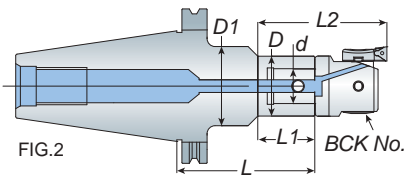
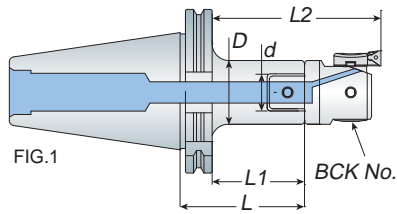
# Boring System

## ACK Boring Holder + BCK Boring Head

# BCK

**SK**  
series  
DIN 69871A

### ACK 搪孔刀桿 + BCK 精搪頭



BCK Coolant  
BCK 出水

## Features

- BCK20 ~ BCK100 boring range is from 20mm ~ 203mm.
- The ACK holder is coolant type
- The cutter and insert must be ordered separately.
- BCK20 ~ BCK100 其搪孔範圍為 :20mm ~ 203mm
- 標準刀桿皆有中心出水功能
- 搪頭及刀片為另購品

Model No.	FIG.	D	D1	d	L	L1	L2	BCK No.	Boring Range	Weight (kg)
SK40 ACK1-060/080	1	19	-	11	60/80	40.9/60.9	73.4/93.4	BCK20	20~36	1.10/1.20
-120/170	2	19	40	11	120/170	40	72.5			1.30/1.6
ACK2-060/080	1	24	-	14	60/80	40.9/60.9	76.4/96.4	BCK25	25~47	1.20/1.20
-100/120	1	24	-	14	100/120	80.9/100.9	116.4/136.4			1.30/1.40
-125/175	2	24	45	14	125/175	53	88.5	1.45/1.90		
ACK3-060/080	1	31	-	18	60/80	40.9/60.9	80.9/100.9	BCK32	32~60	1.20/1.20
-100/120	1	31	-	18	100/120	80.9/100.9	120.9/140.9			1.30/1.50
-150/200	2	31	50	18	150/200	58	98	1.80/2.30		
ACK4-080/100	1	39	-	22	80/100	60.9/80.9	107.9/127.9	BCK41	41~74	1.40/1.60
-125	1	39	-	22	125	105.9	152.9			1.80
-145/195	2	39	50	22	145/195	56	103	1.90/2.10		
ACK5-080/100	1	50	-	28	80/100	60.9/80.9	117.9/137.9	BCK53	53~95	1.60/2.00
-135	1	50	-	28	135	115.9	172.9			2.50
ACK6-055	1	64	-	36	55	35.9	106.9	BCK68 BCK100	68~150 100~203	1.40
SK50 ACK1-100/125	1	19	-	11	100/125	80.9/105.9	113.4/138.4	BCK20	20~36	3.90/4.10
-170/220	2	19	40	11	170/220	40	73			4.50/4.90
ACK2-090/125	1	24	-	14	90/125	70.9/105.9	106.4/141.4	BCK25	25~47	4.00/4.10
-175/225	2	24	45	14	175/225	65	100.5			4.55/4.95
ACK3-090/125	1	31	-	18	90/125	70.9/105.9	110.9/145.9	BCK32	32~60	4.00/4.30
-200/240	2	31	50	18	200/240	80	120			4.95/5.30
ACK4-115/175	1	39	-	22	115/175	95.9/155.9	142.9/202.9	BCK41	41~74	4.40/5.00
-195/235	2	39	50	22	195/235	80	127			5.20/5.60
ACK5-090/135	1	50	-	28	90/135	70.9/115.9	127.9/172.9	BCK53	53~95	4.20/5.20
-195	1	50	-	28	195	175.9	232.9			6.10
ACK6-110	1	64	-	36	110	90.9	161.9	BCK68 BCK100	68~150 100~203	4.90
-170	1	64	-	36	170	150.9	221.9			6.10
-215	1	64	-	36	215	195.9	266.9			7.50
-255	1	64	-	36	255	235.9	306.9			9.00
-300	1	64	-	36	300	280.9	351.9			9.60
-350	1	64	-	36	350	330.9	401.9			11.50

Unit: mm



P79- BCK Cutter

P83- Adapter

**SK**  
series  
DIN 69871A

**ZACK**

## Boring System

### ACK Boring Holder + ZACK Boring Head

ACK 搪孔刀桿 + ZACK 搪頭

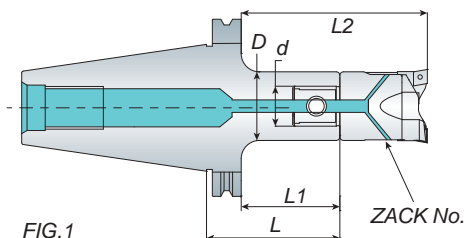


FIG.1

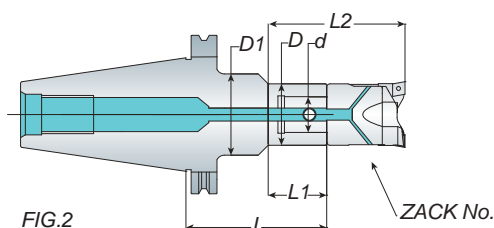


FIG.2



ZACK Coolant  
ZACK 出水

## Features

- ZACK20 ~ ZACK90 boring range is from 20mm ~ 120mm.
- The ACK holder is coolant type
- The cutter and insert must be ordered separately.
- ZACK20 ~ ZACK90 其搪孔範圍為：20mm ~ 120mm
- 標準刀桿皆有中心出水功能
- 搪頭和刀片為另購品

Model No.	FIG.	D	D1	d	L	L1	L2	ZACK No.	Boring Range	Weight (kg)
SK40 ACK1-060/080	1	19	-	11	60/80	40.9/60.9	78.9/98.9	ZACK20	20~26	1.10/1.20
-120/170	2	19	40	11	120/170	40	78			1.30/1.6
ACK2-060/080	1	24	-	14	60/80	40.9/60.9	85.9/105.9	ZACK25	25~33	1.20/1.20
-100/120	1	24	-	14	100/120	80.9/100.9	125.9/145.9			1.30/1.40
-125/175	2	24	45	14	125/175	53	98			1.45/1.90
ACK3-060/080	1	31	-	18	60/80	40.9/60.9	90.9/110.9	ZACK32	32~42	1.20/1.20
-100/120	1	31	-	18	100/120	80.9/100.9	130.9/150.9			1.30/1.50
-150/200	2	31	50	18	150/200	58	108			1.80/2.30
ACK4-080/100	1	39	-	22	80/100	60.9/80.9	125.9/145.9	ZACK41	41~54	1.40/1.60
-125	1	39	-	22	125	105.9	170.9			1.80
-145/195	2	39	50	22	145/195	56	121			1.90/2.10
ACK5-080/100	1	50	-	28	80/100	60.9/80.9	130.9/150.9	ZACK53	53~70	1.60/2.00
-135	1	50	-	28	135	115.9	185.9			2.50
ACK6-055	1	64	-	36	55	35.9	115.9 125.9	ZACK68 ZACK90	68~90 90~120	1.40
SK50 ACK1-100/125	1	19	-	11	100/125	80.9/105.9	118.9/143.9	ZACK20	20~26	3.90/4.10
-170/220	2	19	40	11	170/220	40	78			4.50/4.90
ACK2-090/125	1	24	-	14	90/125	70.9/105.9	115.9/150.9	ZACK25	25~33	4.00/4.10
-175/225	2	24	45	14	175/225	65	110			4.55/4.95
ACK3-090/125	1	31	-	18	90/125	70.9/105.9	120.9/155.9	ZACK32	32~42	4.00/4.30
-200/240	2	31	50	18	200/240	80	130			4.95/5.30
ACK4-115/175	1	39	-	22	115/175	95.9/155.9	160.9/220.9	ZACK41	41~54	4.40/5.00
-195/235	2	39	50	22	195/235	80	145			5.20/5.60
ACK5-090/135	1	50	-	28	90/135	70.9/115.9	140.9/185.9	ZACK53	53~70	4.20/5.20
-195	1	50	-	28	195	175.9	245.9			6.10
ACK6-110	1	64	-	36	110	90.9	170.9/180.9	ZACK68 ZACK90	68~90 90~120	4.90
-170	1	64	-	36	170	150.9	230.9/240.9			6.10
-215	1	64	-	36	215	195.9	275.9/285.9			7.50
-255	1	64	-	36	255	235.9	315.9/325.9			9.00
-300	1	64	-	36	300	280.9	360.9/370.9			9.60
-350	1	64	-	36	350	330.9	410.9/420.9			11.50

Unit: mm



P91- ZACK Cutter

P92- Adapter

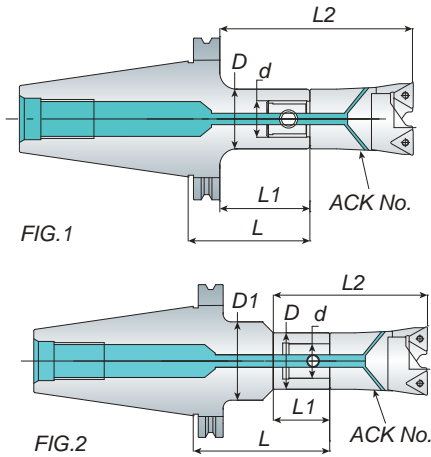
# Boring System

## ACK Boring Holder + ACK Boring Head

# ACK

**SK**  
series  
DIN 69871A

### ACK 搪孔刀桿 + ACK 搪頭



ACK Coolant  
ACK 出水

## Features

- ACK19 ~ ACK90 boring range is from 20mm ~ 122mm.
- The ACK holder is coolant type
- The cutter and insert must be ordered separately.
- ACK19 ~ ACK90 其搪孔範圍為：19mm ~ 122mm
- 標準刀桿皆有中心出水功能
- 搪頭和刀片為另購品



P99- ACK Cutter

P100- Adapter

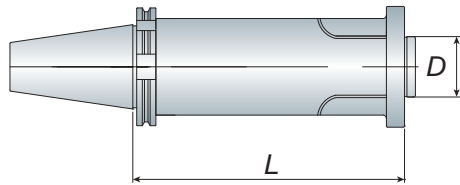
Model No.	FIG.	D	D1	d	L	L1	L2	ZACK No.	Boring Range	Weight (kg)
SK40 ACK1-060/080	1	19	-	11	60/80	40.9/60.9	78.9/98.9	ACK19	19~25	1.10/1.20
-120/170	2	19	40	11	120/170	40	78			1.30/1.6
ACK2-060/080	1	24	-	14	60/80	40.9/60.9	85.9/105.9	ACK25	25~33	1.20/1.20
-100/120	1	24	-	14	100/120	80.9/100.9	125.9/145.9			1.30/1.40
-125/175	2	24	45	14	125/17	53	98			1.45/1.90
ACK3-060/080	1	31	-	18	60/80	40.9/60.9	90.9/110.9	ACK32	32~42	1.20/1.20
-100/120	1	31	-	18	100/120	80.9/100.9	130.9/150.9			1.30/1.50
-150/200	2	31	50	18	150/200	58	108			1.80/2.30
ACK4-080/100	1	39	-	22	80/100	60.9/80.9	125.9/145.9	ACK40	40~55	1.40/1.60
-125	1	39	-	22	125	105.9	170.9			1.80
-145/195	2	39	50	22	145/195	56	121			1.90/2.10
ACK5-080/100	1	50	-	28	80/100	60.9/80.9	130.9/150.9	ACK52	52~70	1.60/2.00
-135	1	50	-	28	135	115.9	185.9			2.50
ACK6-055	1	64	-	36	55	35.9	115.9/125.9	ACK68 ACK90	68~92 90~122	1.40
SK50 ACK1-100/125	1	19	-	11	100/125	80.9/105.9	118.9/143.9	ACK19	19~25	3.90/4.10
-170/220	2	19	40	11	170/220	40	78			4.50/4.90
ACK2-090/125	1	24	-	14	90/125	70.9/105.9	115.9/150.9	ACK25	25~33	4.00/4.10
-175/225	2	24	45	14	175/225	65	110			4.55/4.95
ACK3-090/125	1	31	-	18	90/125	70.9/105.9	120.9/155.9	ACK32	32~42	4.00/4.30
-200/240	2	31	50	18	200/240	80	130			4.95/5.30
ACK4-115/175	1	39	-	22	115/175	95.9/155.9	160.9/220.9	ACK40	40~55	4.40/5.00
-195/235	2	39	50	22	195/235	80	145			5.20/5.60
ACK5-090/135	1	50	-	28	90/135	70.9/115.9	140.9/185.9	ACK52	52~70	4.20/5.20
-195	1	50	-	28	195	175.9	245.9			6.10
ACK6-110	1	64	-	36	110	90.9	170.9/180.9	ACK68 ACK90	68~92 90~122	4.90
-170	1	64	-	36	170	150.9	230.9/240.9			6.10
-215	1	64	-	36	215	195.9	275.9/285.9			7.50
-255	1	64	-	36	255	235.9	315.9/325.9			9.00
-300	1	64	-	36	300	280.9	360.9/370.9			9.60
-350	1	64	-	36	350	330.9	410.9/420.9			11.50

Unit: mm

ZBCK Type



BCK Type



- ZBCK and BCK boring head must be ordered separately.
- ZBCK 和 BCK 搪頭需另購



**Boring Holder**

大孔徑搪刀桿

Model No.	D	L	ZBCK No.	Weight (kg)
SK50 BST100	50	100		4.60
BST125	50	125		4.70
BST150	50	150		6.10
BST175	50	175	ZBCK200	6.70
BST200	50	200	ZBCK270	7.00
BST225	50	225	ZBCK340	7.70
BST250	50	250	ZBCK410	8.90
BST275	50	275	ZBCK480	9.30
BST300	50	300	ZBCK550	10.20
BST350	50	350		12.90
BST400	50	400		13.80

Unit: mm

Model No.	D	L	BCK No.	Weight (kg)
SK50 BST100	50	100		4.60
BST125	50	125		4.70
BST150	50	150		6.10
BST175	50	175		6.70
BST200	50	200	BCK200	7.00
BST225	50	225	BCK300	7.70
BST250	50	250	BCK400	8.90
BST275	50	275	BCK500	9.30
BST300	50	300		10.20
BST350	50	350		12.90
BST400	50	400		13.80

Unit: mm




# Large Boring System

大孔徑粗搪系列 Ø120~Ø620mm

# ACK

**SK**  
series  
DIN 69871A

ZACK Type



ACK Type



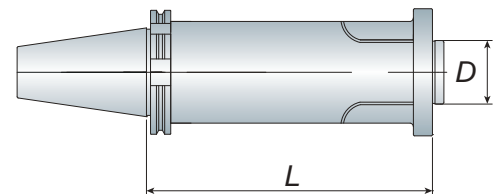
## Boring Holder

大孔徑搪刀桿



Model No.	D	L	ZBCK No.	Weight (kg)
SK50 BST100	50	100		4.60
BST125	50	125		4.70
BST150	50	150	ZACK120	6.10
BST175	50	175	ZACK160	6.70
BST200	50	200	ZACK200	7.00
BST225	50	225	ZACK270	7.70
BST250	50	250	ZACK340	8.90
BST275	50	275	ZACK410	9.30
BST300	50	300	ZACK480	10.20
BST350	50	350	ZACK550	12.90
BST400	50	400		13.80

Unit: mm



P96-ZACK Cutter

Model No.	D	L	ZBCK No.	Weight (kg)
SK50 BST100	50	100		4.60
BST125	50	125		4.70
BST150	50	150		6.10
BST175	50	175	ACK120	6.70
BST200	50	200	ACK160	7.00
BST225	50	225	ACK200	7.70
BST250	50	250	ACK300	8.90
BST275	50	275	ACK400	9.30
BST300	50	300		10.20
BST350	50	350		12.90
BST400	50	400		13.80

Unit: mm



P103-ACK Cutter

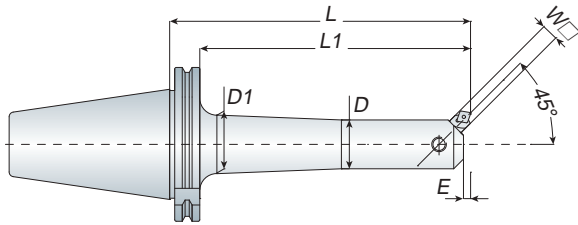


FIG.1

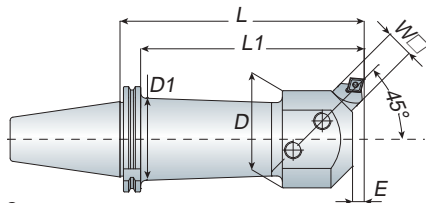


FIG.2



## Features

- Throw away boring cutter must be ordered separately and the degree must be 45°.
- When ordering the throw away boring cutter, please check the W □ .
- 捨棄式搪刀架為另購品，內徑搪孔角度需為 45°
- 請於訂購捨棄式搪刀架時，確認 W □ 尺寸



Model No.	FIG.	Boring Range		D	D1	L	L1	E	W □	Weight (kg)
		Min.	Max.							
SK40 BSA025-135	1	25	38	20	22	135	111	1	8	1.30
BSA030-150	1	30	42	24	26	150	126	1.6	8	1.40
BSA038-165	1	38	52	30	33	165	141	2.6	10	1.80
BSA050-165	1	50	65	40	44	165	141	3	13	2.30
-210	1	50	65	40	44	210	186	3	13	2.70
BSA062-165	1	62	90	50	44	165	141	2	16	3.00
-225	1	62	90	50	50	225	201	2	16	4.00
BSA072-165	2	72	110	60	50	165	141	2.4	19	3.70
-225	2	72	110	60	50	225	201	2.4	19	5.10
BSA090-165	2	90	125	75	50	165	141	4	19	4.40
-210	2	90	125	75	50	210	186	4	19	5.30
SK50 BSA025-135	1	25	38	20	22	135	98	1	8	3.30
BSA030-165	1	30	42	24	26	165	128	1.6	8	3.50
BSA038-180	1	33	52	30	33	180	143	2.6	10	3.90
BSA042-210	1	42	56	34	37	210	173	2	10	4.30
BSA050-180	1	50	65	40	44	180	143	3	13	4.50
-240	1	50	65	40	44	240	203	3	13	5.30
BSA062-195	1	62	90	50	56	195	158	2	16	5.50
-270	1	62	90	50	56	270	233	2	16	6.90
BSA072-195	1	72	110	60	66	195	158	2.4	19	6.40
-285	1	72	110	60	66	285	248	2.4	19	8.70
BSA090-210	1	90	125	75	80	210	173	4	19	7.70
-300	1	90	125	75	80	300	263	4	19	10.20
BSA105-195	2	105	160	90	80	195	158	3	25	7.90
-285	2	105	160	90	80	285	248	3	25	10.70

Unit: mm



# Rough Boring Holder

粗搪刀桿

**BSB**

**SK**  
series  
DIN 69871A

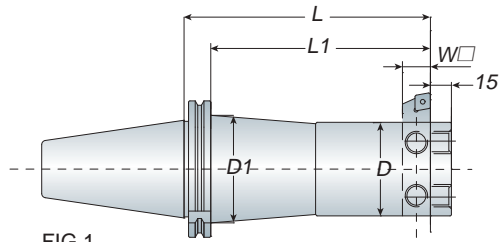


FIG.1

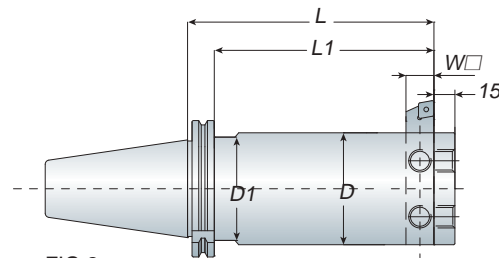


FIG.2



## Features

- Throw away boring cutter must be ordered separately and the degree must be 90°.
- When ordering the throw away boring cutter, please check the W □ .
- 捨棄式搪刀架為另購品，內徑搪孔角度需為 90°
- 請於訂購捨棄式搪刀架時，確認 W □ 尺寸



Model No.	FIG.	Boring Range		D	D1	L	L1	W □	Weight (kg)
		Min.	Max.						
SK40 BSB025-135	1	25	52	20	22	135	111	8	1.30
BSB038-165	1	38	70	30	33	165	141	10	1.90
BSB050-165	1	50	90	40	44	165	141	13	2.60
-210	1	50	90	40	44	210	186	13	3.20
BSB062-165	1	62	115	50	44	165	141	16	3.00
-225	1	62	115	50	50	225	201	16	4.30
BSB072-165	2	72	135	60	50	165	141	19	4.20
-225	2	72	135	60	50	225	201	19	5.10
BSB090-165	2	90	150	75	50	165	141	19	5.00
-210	2	90	150	75	50	210	186	19	6.20
SK50 BSB025-135	1	25	52	20	22	135	98	8	3.40
BSB038-180	1	38	70	30	32	180	143	10	4.10
BSB050-180	1	50	90	40	44	180	143	13	4.80
-240	1	50	90	40	44	240	203	13	5.30
BSB062-195	1	62	115	50	56	195	158	16	5.60
-270	1	62	115	50	56	270	233	16	6.90
BSB072-195	1	72	135	60	66	195	158	19	6.80
-285	1	72	135	60	66	285	248	19	8.40
BSB090-210	1	90	150	75	80	210	173	19	7.70
-300	1	90	150	75	80	300	263	19	11.20
BSB105-195	2	105	190	90	80	195	158	25	8.30
-285	2	105	190	90	80	285	248	25	12.00

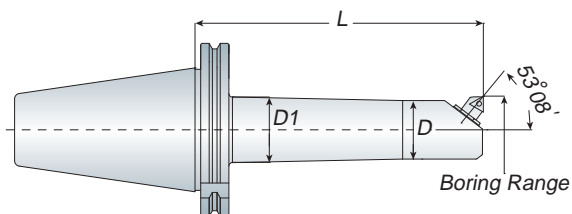
Unit: mm

**SK**  
series  
DIN 69871A

**BCA**

# Micro Boring Holder

微調精搪刀桿



## Features

- Boring head must be ordered separately.
- BCA is produced by order.
- 精搪頭為另購品
- BCA 為訂單生產品

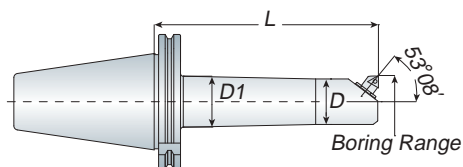


P120- Fine Boring Head

Model No.	Boring Range		D	D1	L	Boring Head	Weight (kg)
	Min.	Max.					
SK40 BCA026-150	26	30	23	26	150	L148C-31	1.30
-180	26	30	23	26	180	L148C-31	1.50
BCA030-160	30	34	26	30	160	L148C-31	1.60
-210	30	34	26	30	210	L148C-31	1.80
BCA033-165	33	38	29	33	165	L148C-32	1.70
-210	33	38	29	33	210	L148C-32	2.00
BCA038-165	38	43	33	38	165	L148C-32	2.10
-210	38	43	33	38	210	L148C-32	2.50
BCA043-165	43	52	38	43	165	L148C-33	2.20
-210	43	52	38	43	210	L148C-33	2.80
BCA052-180	52	61	47	52	180	L148C-33	3.20
-240	52	61	47	52	240	L148C-33	4.30
BCA061-180	61	70	56	61	180	L148C-33	4.00
-240	61	70	56	61	240	L148C-33	5.20
-330	61	70	56	61	330	L148C-33	7.00
BCA070-180	70	85	65	70	180	L148C-34	4.20
-240	70	85	65	70	240	L148C-34	5.80
BCA085-180	85	100	80	85	180	L148C-34	5.10
-240	85	100	80	85	240	L148C-34	6.90
BCA100-165	100	115	95	100	165	L148C-34	6.00
-240	100	115	95	100	240	L148C-34	7.50

Unit: mm

## Micro Boring Holder



微調精搪刀桿

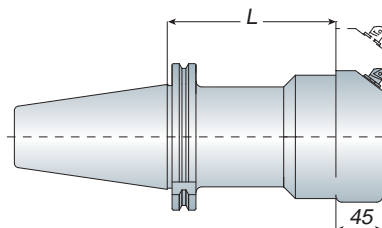
# BCA

**SK**  
series  
DIN 69871A

Model No.	Boring Range		D	D1	L	Boring Head	Weight (kg)
	Min.	Max.					
SK50 BCA026-150	26	30	23	26	150	L148C-31	3.50
-180	26	30	23	26	180	L148C-31	3.50
BCA030-160	30	34	26	30	160	L148C-31	3.60
-210	30	34	26	30	210	L148C-31	3.80
BCA033-165	33	38	29	33	165	L148C-32	3.70
-210	33	38	29	33	210	L148C-32	3.90
BCA038-165	38	43	33	38	165	L148C-32	4.00
-210	38	43	33	38	210	L148C-32	4.30
BCA043-165	43	52	38	43	165	L148C-33	4.20
-210	43	52	38	43	210	L148C-33	4.50
BCA052-180	52	61	47	52	180	L148C-33	4.80
-240	52	61	47	52	240	L148C-33	5.90
BCA061-180	61	70	56	61	180	L148C-33	5.80
-240	61	70	56	61	240	L148C-33	6.60
-330	61	70	56	61	330	L148C-33	8.60
BCA070-180	70	85	65	70	180	L148C-34	6.50
-240	70	85	65	70	240	L148C-34	8.10
-330	70	85	65	70	330	L148C-34	10.00
BCA085-180	85	100	80	85	180	L148C-34	7.50
-240	85	100	80	85	240	L148C-34	9.30
-330	85	100	80	85	330	L148C-34	11.20
BCA100-165	100	115	95	100	165	L148C-34	7.60
-240	100	115	95	100	240	L148C-34	9.80
-315	100	115	95	100	315	L148C-34	11.50
BCA115-165	115	130	110	115	165	L148C-34	7.80
-240	115	130	110	115	240	L148C-34	10.00
-315	115	130	110	115	315	L148C-34	11.90
BCA130-165	130	145	125	130	165	L148C-34	8.20
-240	130	145	125	130	240	L148C-34	9.70
BCA145-165	145	160	140	145	165	L148C-34	8.70
-240	145	160	140	145	240	L148C-34	10.20

Unit: mm

## Large Micro Boring Holder with Slide Block



大孔徑滑板式精搪刀桿

Model No.	L	Weight (kg)
SK50 BCT100	100	5.60
BCT150	150	5.70
BCT200	200	6.80
BCT250	250	7.10
BCT300	300	9.30

Unit: mm



- Boring head must be ordered separately.
- BCA is produced by order.
- 精搪頭為另購品
- BCA 為訂單生產品



P120-Fine Boring Head

# BCT



- BCT boring block and boring head must be ordered separately.
- BCT 刀盤和精搪頭為另購品



P119-Boring Block



P120-Fine Boring Head

190

Ann Way

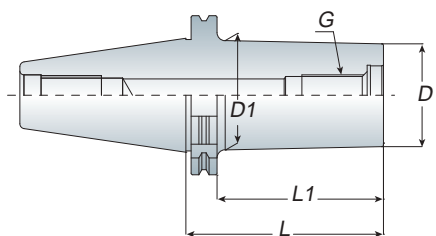


**SK**  
series  
DIN 69871A

**ABH**

## Micro Boring Holder

微調精搪刀桿



### Features

- ABH (Rough or Fine) / ABH-SB (Fine) boring head must be ordered separately.
- ABH (粗 / 精搪頭) / ABH-SB 精搪頭為另購品

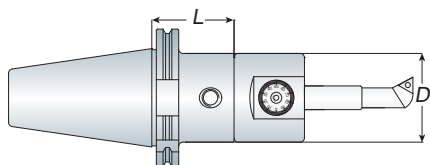


Model No.	Boring Range		D	D1	L	L1	G	Weight (kg)
	Min.	Max.						
SK40 ABH18-060	22	32	18	24	60	39	M10xP1.5	1.10
-100	22	32	18	24	100	79	M10xP1.5	1.20
ABH23-080	28	46	23	29	80	59	M12xP1.75	1.20
-120	28	46	23	29	120	99	M12xP1.75	1.40
ABH30-080	36	60	30	36	80	59	M16xP2.0	1.30
-130	36	60	30	36	130	109	M16xP2.0	1.50
ABH40-080	46	80	40	48	80	59	M18xP2.5	1.40
-150	46	80	40	48	150	129	M18xP2.5	1.80
ABH63-080	70	130	63	-	80	59	M25xP2.0	2.10
-150	70	130	63	-	150	129	M25xP2.0	2.80
SK50 ABH18-080	22	32	18	24	80	48	M10xP1.5	3.00
-120	22	32	18	24	120	88	M10xP1.5	3.20
ABH23-080	28	46	23	29	80	48	M12xP1.75	3.10
-120	28	46	23	29	120	88	M12xP1.75	3.40
ABH30-080	36	60	30	36	80	48	M16xP2.0	3.30
-130	36	60	30	36	130	98	M16xP2.0	3.60
ABH40-080	46	80	40	48	80	48	M18xP2.5	3.40
-150	46	80	40	48	150	118	M18xP2.5	4.40
-220	46	80	40	48	220	188	M18xP2.5	5.30
ABH63-080	70	130	63	-	80	48	M25xP2.0	4.00
-150	70	130	63	-	150	118	M25xP2.0	6.20
-230	70	130	63	-	230	198	M25xP2.0	7.90
ABH83-050	90	160	83	-	50	48	-	5.00
-130	90	160	83	-	130	98	-	5.80
-200	90	160	83	-	200	168	-	6.70

Unit: mm

# Modular Micro Boring System ACK Boring Holder+ABJ Boring Head

ACK 搪孔刀桿 +ABJ 微調精搪頭



Model No.	Micro Boring Head Type	Boring Range	D	L	Weight (kg)
SK40 ACK4-080 SK50 ACK4-115	ABJ10	6~25	39	80 115	1.30 3.60
SK40 ACK5-080 SK50 ACK5-090	ABJ12	6~32	50	80 90	1.50 3.70
SK40 ACK6-055 SK50 ACK6-065	ABJ16	6~50	64	55 65	1.40 3.70

Unit: mm



- ABJ modular micro boring system includes 3 types boring range: 1. ABJ10: 6 ~ 25mm  
2. ABJ12: 6 ~ 32mm 3. ABJ16: 6 ~ 50mm
- ABJ could use 3 types boring bar: BJ10B, BJ12B and BJ16.
- ABJ boring head and boring bar must be ordered separately.
- ABJ 微調搪孔範圍可分為三種  
1. ABJ10: 6 ~ 25mm 2. ABJ12: 6 ~ 32mm  
3. ABJ16 16: 6 ~ 50mm
- ABJ 搪刀分為三種規格：BJ10B，BJ12B 以及 BJ16.
- ABJ 搪孔刀頭及搪刀為另購品

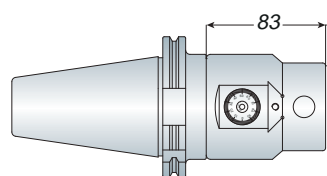


P129-Boring Head

P130- BJ Boring bar

# NBH2084 Micro Boring System

NBH2084 微調搪孔系統



Model No.	Boring Range	Holder	Weight (kg)
SK40 NBH2084/SET	8~280	SK40 NBH2084	7.00
SK50 NBH2084/SET	8~280	SK50 NBH2084	9.50

Unit: mm



- NBH2084 micro boring system which boring range is from 8 ~ 280mm.
- NBH2084 tool holder set is attached 3pcs of BJ20 boring bars which are according to your request to choice. => refer to P.134
- NBH2084 微調搪孔系統：搪孔範圍 8 ~ 280mm
- NBH2084 搪孔組均附 3 支搪孔刀桿，其尺寸可依需求選擇 => 請參考 P.134

# NBH

# NBH

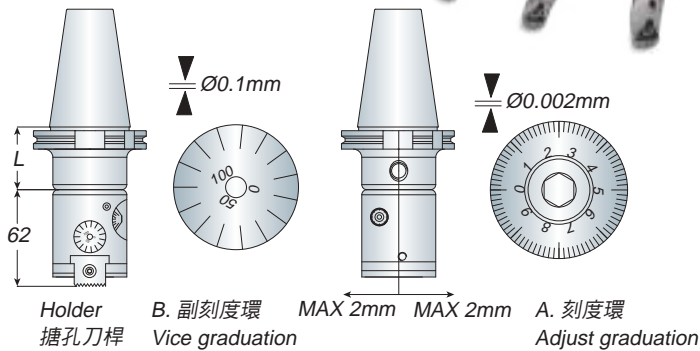
**SK**  
series  
DIN 69871A

**SK**  
series  
DIN 69871A

**HBOR**

## HBOR50 Micro Boring System

HBOR50 微調搪孔系統組



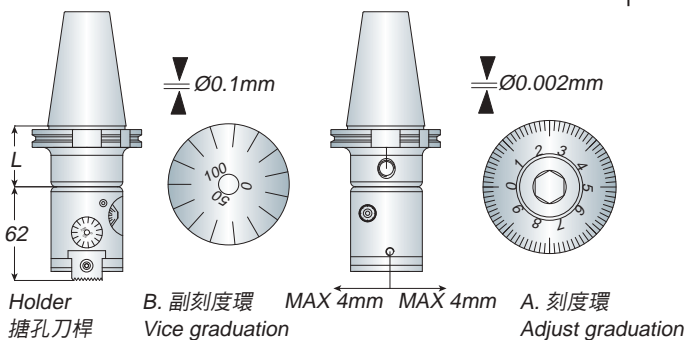
Model No.	Boring Range	L	Weight (kg)
SK40 HBOR50/SET	6~90	50	8.60
SK50 HBOR50/SET	6~90	65	10.50

Unit: mm

- HBOR50 micro boring system which boring range is from 6 ~ 90mm.
- The inside diameter of HBOR50 micro finish boring system is 16mm.
- HBOR50 boring set => refer to P.135
- Insert must be ordered separately.
- HBOR50 微調搪孔系統組：搪孔範圍 6 ~ 90mm
- HBOR50 微調搪孔本體中的內孔為 16mm
- HBOR50 整組規格 => 請參考 P.135
- 刀片為另購品

## HBOR63 Micro Boring System

HBOR63 微調搪孔系統組



Model No.	Boring Range	L	Weight (kg)
SK40 HBOR63/SET	6~150	60	9.60
SK50 HBOR63/SET	6~150	65	11.30

Unit: mm

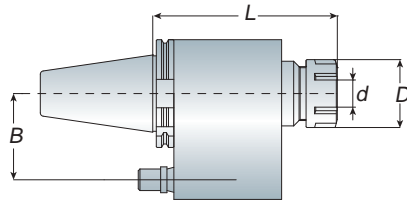
- HBOR63 micro boring system which boring range is from 6 ~ 150mm.
- The inside diameter of HBOR63 micro finish boring system is 16mm.
- HBOR63 boring set => refer to P.136
- HBOR63 boring head can match BM140 series for optional. It can extend boring range to 280mm (6 ~ 280mm). => refer to P.137
- Insert must be ordered separately.
- HBOR63 微調搪孔系統組：搪孔範圍 6 ~ 150mm
- HBOR63 微調搪孔本體中的內孔為 16mm
- HBOR63 整組規格 => 請參考 P.136
- HBOR63 微調搪孔系統組可另選配 BM 系列，使其搪孔範圍延展至 280mm (6 ~ 280mm) => 請參考 P.137
- 刀片為另購品

# Oil-Feed Holder

油路刀桿

# ERO

**SK**  
series  
DIN 69871A



Model No.	Clamping Range (d)	D	L	B (中心距)	Collet Type	Weight (kg)
SK40 ERO32-155	4~20	50	155	60/65	ER32-CL	4.60
ERO40-160	4~26	63	160	60/65	ER40-CL	4.80
SK50 ERO32-160	4~20	50	160	80/82	ER32-CL	7.10
ERO40-170	4~26	63	170	80/82	ER40-CL	7.50

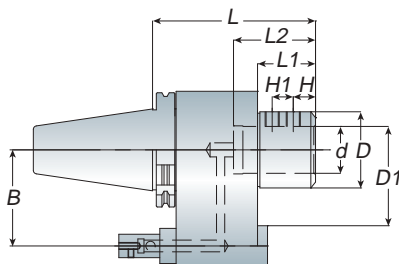
Unit: mm

- ERO oil-feed holder must be used with ER coolant nut and ER coolant collet (refer to P.15).
- When ordering, please specify the B size of oil-feed holder according to your machine.
- Positioning block is necessary and must be ordered separately. => refer to P.140
- ERO 油路刀桿需與止水螺帽與止水筒夾 (可參考 P.15) 一起使用
- 請於訂購時，依據機台規格確認中心距離 (B 的尺寸)
- ERO 刀桿需配合止動塊使用。止動塊為另購品 => 請參考 P.140

# Oil-Feed Holder

油路刀桿

# SLO



Model No.	d	D	D1	L	L1	L2	H	H1	B (中心距)	Weight (kg)
SK40 SLO32-150	32	53	90	150	50	60	15	15	60/65	4.80
SLO40-155	40	70	90	155	50	70	19	18	60/65	4.90
SK50 SLO32-160	32	54	100	160	50	60	15	15	80/82	7.20
SLO40-160	40	64	100	160	50	70	19	18	80/82	7.60

Unit: mm

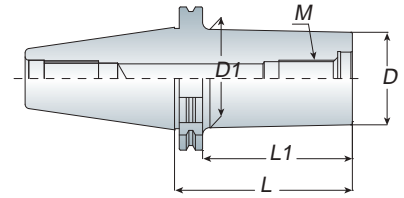
- When ordering, please specify the B size of oil-feed holder according to your machine.
- Positioning block is necessary and must be ordered separately. => refer to P.140
- 請於訂購時，依據機台規格確認中心距離 (B 的尺寸)
- SLO 刀桿需配合止動塊使用。止動塊為另購品 => 請參考 P.140

**SK**  
series  
DIN 69871A

**AMD**

## Screw-in End Mill Holder

圓刃銑刀桿



P121-End Mills

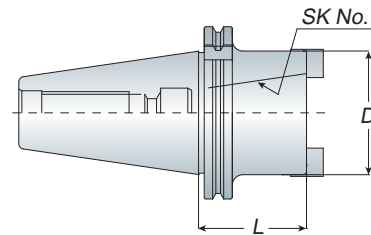
Model No.	M	D	D1	L	L1	Weight (kg)
SK40 AMD122-080/100	6	11	12	80/100	53/73	1.00/1.10
AMD123-080	6	11	12	80	53	1.10
AMD162-080/100	8	13	16	80/100	53/73	1.10/1.20
AMD202-080/100	10	18	20	80/100	53/73	1.10/1.20
AMD253-080/100	12	21	25	80/100	53/73	1.20/1.30
AMD354-080/100	16	29	35	80/100	53/73	1.30/1.50
SK50 AMD122-100/120	6	11	12	100/120	62/82	3.20/3.30
AMD162-100/120	8	13	16	100/120	62/82	3.20/3.30
AMD202-100/120	10	18	20	100/120	62/82	3.30/3.40
AMD253-100/120	12	21	25	100/120	62/82	3.30/3.40
AMD354-100/120	16	29	35	100/120	62/82	3.40/3.50

Unit: mm

**TSA**

## Adapter

轉接器



- Use the adapter to switch the taper shank.
- 使用轉接器作錐度轉換

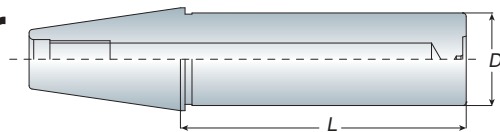
Model No.	D	L
SK40 TSA30-050	50	50
SK50 TSA30-050	50	50
TSA40-070	70	70

Unit: mm

**TA**

## Test Bar

測試棒



- Test arbor is used to measure the runout of machine spindle.
- Taper Contant > 85%
- 測試棒為測量機台主軸精準度用
- 錐度密合度 > 85%

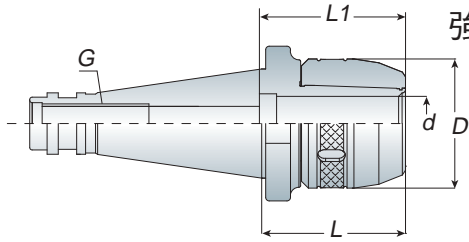
Model No.	D	L	Roundness 真圓度	Concentricity 同心度	Weight (kg)
SK40 TA40-160	40	160			3.30
-250	40	250			3.70
SK50 TA40-250	40	250	< 0.003	< 0.005	4.20
-315	40	315			4.50
-350	40	350			4.90
TA63-315	63	315			10.20
-350	63	350			10.90

Unit: mm



## Milling Chuck

強力銑刀夾頭刀桿



# ASC


**SK**  
series  
DIN 2080



Model No.	Clamping Range	d	D	L	L1	Collet Type	G	Weight (kg)
SK40 ASC25-080	6~25	25	58	80	85	SC25	M16	1.70
-130	6~25	25	58	130	85	SC25	M16	2.60
ASC32-085	6~32	32	68	85	95	SC32	M16	2.20
-130	6~32	32	68	130	95	SC32	M16	3.00
SK50 ASC25-085	6~25	25	58	85	85	SC25	M24	3.90
-150	6~25	25	58	150	85	SC25	M24	5.30
ASC32-090	6~32	32	68	90	95	SC32	M24	4.60
-150	6~32	32	68	150	95	SC32	M24	5.60
ASC42-095	6~42	42	84	95	100	SC42	M24	4.70
-150	6~42	42	84	150	100	SC42	M24	6.80

Unit: mm

- C-type wrench is attached for each ASC milling chuck.
- 每支 ASC 刀桿均附 1 支 C 型扳手

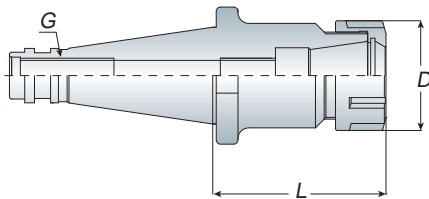


P8- Wrench

P8- SC Collet

## Spring Collet Chuck

彈性筒夾本體



# ER



Model No.	Clamping Range	D	L	Collet Type	Wrench	G	Weight (kg)
SK40 ER16-076	1~10	28	76	ER16	WER16	M16	1.10
-100	1~10	28	100	ER16	WER16	M16	1.20
ER20-076	1~13	34	76	ER20	WER20	M16	1.30
-100	1~13	34	100	ER20	WER20	M16	1.40
ER25-050	2~16	42	50	ER25	WER25	M16	1.10
ER32-050	2~20	50	50	ER32	WER32	M16	1.20
ER40-055	3~26	63	55	ER40	WER40	M16	1.40
SK50 ER16-100	1~10	28	100	ER16	WER16	M24	3.30
ER20-100	1~13	34	100	ER20	WER20	M24	3.30
ER25-100	2~16	42	100	ER25	WER25	M24	3.50
ER32-058	2~20	50	58	ER32	WER32	M24	3.20
ER40-058	3~26	63	58	ER40	WER40	M24	3.40

Unit: mm

- ER collet chuck with the flexibility that can clamp drill, reamers, end mills and taps.
- ER16 / ER20 holder can make M type as your choice.
- ER collet chuck is also suitable for ER bearing nut and wrench.
- Wrench and Stop screw must be ordered separately.
- ER 筒夾具有彈性，適合夾持鑽頭、鉸刀、銑刀及絲攻刀具
- ER16 / ER20 刀桿另有 M 型可供選擇
- ER 刀桿可另外選配 ER 鋼珠螺帽及扳手
- ER 扳手及止付螺絲為另購品



P12- ER Nut

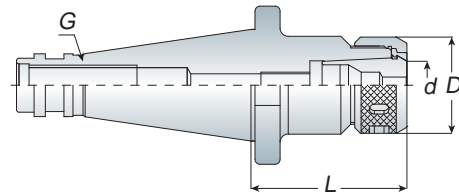
P14/15- ER Collet

P13- Wrench

P248- Stop Screw

## Collet Chuck

重切削筒夾本體



- OZ collet chuck can clamp drill, end mills and taps.
- Wrench must be ordered separately.
- OZ 重切削刀桿可用於夾持鑽頭、銑刀及絲攻刀具
- OZ 扳手為另購品



P41- Wrench

P41- OZ Collet

P41- OZ Nut

Model No.	d	D	L	Collet Type	G	Weight (kg)
SK40 OZ25-063	3~25	60	63	OZ25	M16	1.40
-100	3~25	60	100	OZ25	M16	1.80
OZ32-090	6~32	72	90	OZ32	M16	2.40
SK50 OZ25-063	3~25	60	63	OZ25	M24	3.60
-100	3~25	60	100	OZ25	M24	4.00
OZ32-070	6~32	72	70	OZ32	M24	4.20

Unit: mm

## End Mill Holder - Weldon

側固端銑刀桿歐規

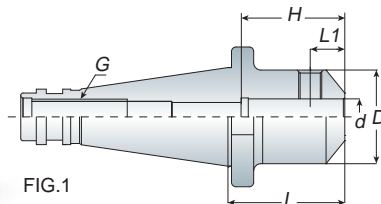


FIG.1

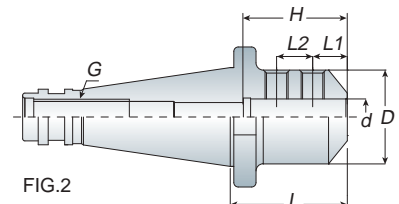


FIG.2

- For straight shank end mill.
- End mill is held by one (FIG.1) or two (FIG.2) set screws.
- End mill holder comes equipped with set screws.
- 適用於夾持直柄銑刀，可用在一般銑削加工
- 夾持銑刀之固定螺絲分為一個 (FIG.1) 或兩個 (FIG.2)
- 刀桿本身已裝配固定螺絲

Model No.	FIG.	d	D	L	L1	L2	H	G	Weight (kg)
SK40 EM06-050	1	6	25	50	18	-	28	M16	1.00
EM08-050	1	8	28	50	18	-	35	M16	1.00
EM10-050	1	10	35	50	20	-	35	M16	1.10
EM12-050	1	12	42	50	22.5	-	40	M16	1.20
EM16-063	1	16	48	63	24	-	50	M16	1.40
EM20-063	1	20	52	63	25	-	60	M16	1.50
EM25-080	2	25	65	80	24	25	65	M16	2.20
EM32-080	2	32	72	80	24	28	65	M16	2.50
EM40-080	2	40	80	80	30	32	80	M16	3.00
SK50 EM06-063	1	6	25	63	18	-	27	M24	3.00
EM08-063	1	8	28	63	18	-	32	M24	3.00
EM10-063	1	10	35	63	20	-	35	M24	3.10
EM12-063	1	12	42	63	22.5	-	40	M24	3.10
EM16-063	1	16	48	63	24	-	50	M24	3.20
EM20-063	1	20	52	63	25	-	60	M24	3.40
EM25-080	2	25	65	80	24	25	65	M24	3.90
EM32-080	2	32	72	80	24	28	75	M24	4.30
EM40-090	2	40	90	90	30	32	80	M24	4.70

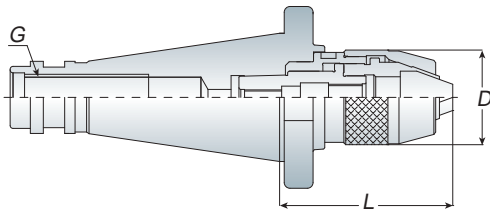
Unit: mm

# Drill Chuck Holder

直截式鑽夾頭刀桿

# APU

**SK**  
series  
DIN 2080



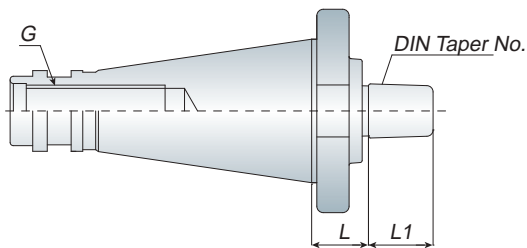
Model No.	Clamping Range	D	L		G	Weight (kg)
			Min.	Max.		
SK40 APU08-075	0.3~8	37.5	69	76.5	M16	1.30
APU13-100	0.3~13	50.5	88	99	M16	1.90
APU16-120	3~16	57	106	120	M16	2.30
SK50 APU08-085	0.3~8	37.5	80	87.5	M16	3.50
APU13-110	0.3~13	50.5	99	110	M16	3.80
-170	0.3~13	50.5	159	170	M24	4.50
APU16-120	3~16	57	106	120	M24	4.20
-180	3~16	57	166	180	M24	5.50

Unit: mm

- The shank and keyless drill chuck are combined together so that to avoid the drill chuck slipping out for heavy-duty and high-speed cutting.
- Wrench is attached for each APU drill chuck holder.
- APU 刀桿和鑽夾頭結為一體，可避免鑽頭於高速及重切削時掉落或鬆脫
- 每支 APU 刀桿均附 1 支扳手

# Drill Chuck Holder - B Type

鑽夾頭刀桿 - B 型



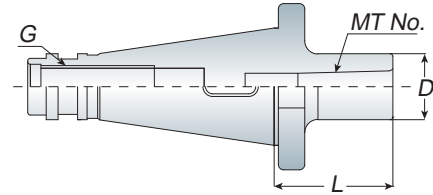
Model No.	DIN Taper No.	L	L1	G	Weight (kg)
SK40 B12	B12	15	18.5	M16	1.00
B16	B16	17	24	M16	1.00
B18	B18	17	32	M16	1.10
SK50 B16	B16	20	24	M24	2.50
B18	B18	20	32	M24	2.70

Unit: mm

# MTA

## Morse Taper Holder

莫氏錐度刀桿 - A 型



- The tool holder for morse taper shank with internal tang.

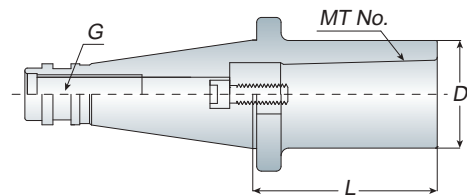
Model No.	MT. No.	D	L	Capacity			G	Weight (kg)
				Drill	Reamer	End Mill		
SK40 MTA1-050	MTA1	25	50	2~14	5~14	10~14	M16	1.00
MTA2-050	MTA2	32	50	14~23	14.5~23	16~22	M16	1.10
MTA3-065	MTA3	40	65	23~32	24~32	24~32	M16	1.50
MTA4-095	MTA4	50	95	32~50	32~50	35~50	M16	1.80
SK50 MTA1-045	MTA1	25	45	2~14	5~14	10~14	M24	2.80
MTA2-060	MTA2	32	60	14~23	14.5~23	16~22	M24	2.90
MTA3-065	MTA3	40	65	23~32	24~32	24~32	M24	3.00
MTA4-070	MTA4	50	70	32~50	32~50	35~50	M24	3.10
MTA5-105	MTA5	65	105	50~75	50	40~75	M24	3.70

Unit: mm

# MTB

## Morse Taper Holder

莫氏錐度刀桿 - B 型



- The tool holder for morse taper shank with internal draw bolt thread.

Model No.	MT. No.	D	L	Capacity			G	Weight (kg)
				Drill	Reamer	End Mill		
SK40 MTB1-050	MTB1	25	50	2~14	5~14	10~14	M16	1.00
MTB2-050	MTB2	32	50	14~23	14.5~23	16~22	M16	1.00
MTB3-065	MTB3	40	65	23~32	24~32	24~32	M16	1.20
SK50 MTB1-060	MTB1	25	60	2~14	5~14	10~14	M24	2.80
MTB2-060	MTB2	32	60	14~23	14.5~23	16~22	M24	2.80
MTB3-065	MTB3	40	65	23~32	24~32	24~32	M24	2.90
MTB4-085	MTB4	50	85	32~50	32~50	35~50	M24	3.00

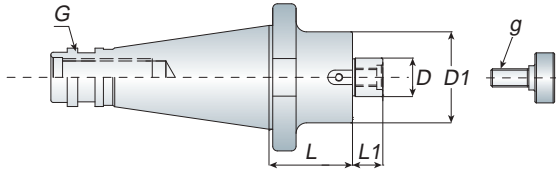
Unit: mm

# Face Mill Holder - Metric

平面銑刀桿

# FMB

**SK**  
series  
DIN 2080



Model No.	D	D1	L	L1	g	G	Weight (kg)
SK40 FMB16-020	16	38	20	17	M8	M16	1.10
FMB22-020	22	48	20	19	M10	M16	1.10
FMB27-020	27	58	20	21	M12	M16	1.20
FMB32-020	32	78	20	24	M16	M16	1.50
FMB40-020	40	88	20	27	M20	M16	1.70
SK50 FMB22	22	48	30.2	19	M10	M24	3.10
FMB27	27	58	30.2	21	M12	M24	3.20
FMB32	32	78	30.2	24	M16	M24	3.40
FMB40	40	88	30.2	27	M20	M24	3.60

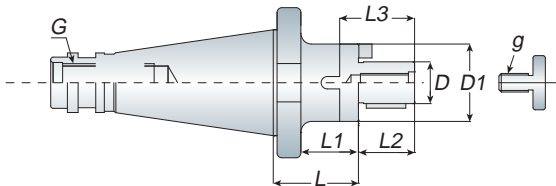
Unit: mm

- Face mill holder equips with screw and drive keys to assemble the face mill cutter to the holder.
- Face mill cutter must be ordered separately.
- 每支 FMB 面銑刀桿均附有螺絲及擋耳以裝配面銑刀盤使用
- 面銑刀盤為另購品

# Combined Face Mill Holder

殼型平面銑刀桿


# CS



Model No.	D	D1	L	L1	L2	L3	g	G	Weight (kg)
SK40 CS16	16	32	51.6	40	17	27	M8	M16	1.30
CS22	22	40	51.6	40	19	31	M10	M16	1.40
CS27	27	48	51.6	40	21	33	M12	M16	1.70
CS32	32	58	51.6	40	24	38	M16	M16	1.90
CS40	40	70	51.6	40	27	41	M20	M16	2.40
SK50 CS16	16	32	55.2	40	17	27	M8	M24	3.10
CS22	22	40	55.2	40	19	31	M10	M24	3.30
CS27	27	48	55.2	40	21	33	M12	M24	3.50
CS32	32	58	55.2	40	24	38	M16	M24	3.90
CS40	40	70	55.2	40	27	41	M20	M24	4.30

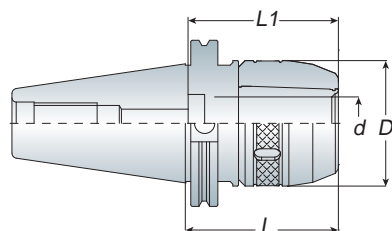
Unit: mm

- Face mill cutter must be ordered separately.
- 面銑刀盤為另購品



## Milling Chuck

強力銑刀夾頭刀桿



Model No.	Clamping Range	d	D	L	L1	Collet Type	Weight (kg)
CAT40 ASC3/4"- 3.75"	1/4"~3/4"	3/4"	2.13"	3.75"	2.83"	SC3/4"	2.10
CAT40 ASC1"- 3.75"	1/4"~1"	1"	2.28"	3.75"	3.35"	SC1"	1.90
CAT40 ASC1-1/4"- 4.00"	1/4"~1-1/4"	1-1/4"	2.67"	4.00"	3.74"	SC1-1/4"	2.20
CAT50 ASC1"- 3.75"	1/4"~1"	1"	2.28"	3.75"	3.35"	SC1"	4.10
CAT50 ASC1-1/4"- 4.15"	1/4"~1-1/4"	1-1/4"	2.67"	4.15"	3.74"	SC1-1/4"	4.70

Unit: mm

- C-type wrench is attached for each ASC milling chuck.

- 每支 ASC 刀桿均附 1 支 C 型扳手

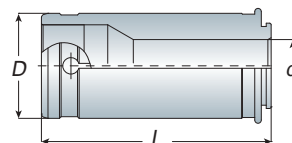


- ASC Milling Chuck** with nut for bearing wrench is available.
- Please change name from ASC to ASG of each model no. when ordering.
- 螺帽部分配合軸承扳手使用，訂購時，請更改品名為 ASG
- Example: CAT40 ASG1"-3.75"



## Straight Collet

直束筒夾

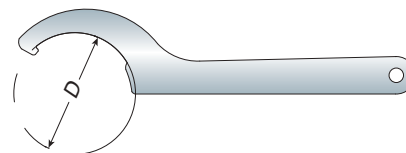


Model No.	D	d	L	Weight (kg)
SC3/4"	3/4"	1/8,3/16,1/4,5/16,3/8,7/16,1/2,9/16,5/8	2.0"	0.10
SC1"	1"	1/4,3/8,7/16,1/2,5/8,3/4	2.5"	0.20
SC1-1/4"	1-1/4"	1/4,3/8,7/16,1/2,5/8,3/4,1	2.8"	0.30

Unit: mm

## C-Type Wrench

C 型扳手



Model No.	D	Suit For	Weight (kg)
WASC3/4"	2.13"	ASC3/4"	0.20
WASC1"	2.28"	CAT40 ASC1"	0.30
WASC1-1/4"	2.67"	CAT40 ASC1-1/4" CAT50 ASC1"/ ASC1-1/4"	0.35

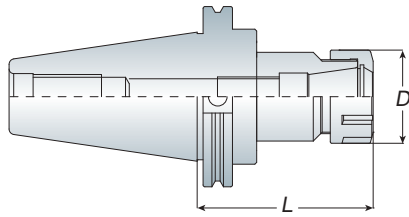
Unit: mm

# Spring Collet Chuck

彈性筒夾本體

ER

CAT series



## Features

- ER collet chuck with the flexibility that can clamp drill, reamers, end mills and taps.
- ER11 / ER16 / ER20 holder can make M type as your choice.
- ER16 / ER20 / ER25 / ER32 / ER40 are also suitable for ER bearing nut and wrench.
- Wrench and Stop screw must be ordered separately.
- ER 筒夾具有彈性，適合夾持鑽頭、鉸刀、銑刀及絲攻刀具
- ER11 / ER16 / ER20 刀桿另有 M 型可供選擇
- ER16 / ER20 / ER25 / ER32 / ER40 刀桿可另外選配鋼珠螺帽及扳手
- ER 扳手及止付螺絲為另購品

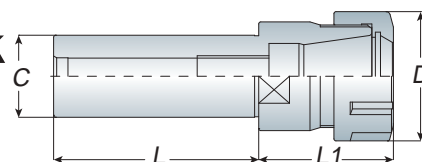


Model No.	Clamping Range	D	L	Collet Type	Wrench	Weight (kg)
CAT40 ER11-2.50"	1~7	0.75"	2.50"	ER11	WER11	1.10
-4.00"	1~7	0.75"	4.00"	ER11	WER11	1.10
ER16-2.50"	1~10	1.10"	2.50"	ER16	WER16	1.20
-3.00"	1~10	1.10"	3.00"	ER16	WER16	1.30
-5.00"	1~10	1.10"	5.00"	ER16	WER16	1.50
ER20-3.00"	1~13	1.34"	3.00"	ER20	WER20	1.30
-4.00"	1~13	1.34"	4.00"	ER20	WER20	1.40
ER25-2.50"	2~16	1.65"	2.50"	ER25	WER25	1.30
-4.00"	2~16	1.65"	4.00"	ER25	WER25	1.70
ER32-3.00"	2~20	2.00"	3.00"	ER32	WER32	1.40
-4.00"	2~20	2.00"	4.00"	ER32	WER32	1.80
ER40-3.00"	3~26	2.50"	3.00"	ER40	WER40	1.50
-4.00"	3~26	2.50"	4.00"	ER40	WER40	1.90
CAT50 ER16-4.00"	1~10	1.10"	4.00"	ER16	WER16	3.20
-6.00"	1~10	1.10"	6.00"	ER16	WER16	3.50
ER20-4.00"	1~13	1.34"	4.00"	ER20	WER20	3.30
-6.00"	1~13	1.34"	6.00"	ER20	WER20	3.60
ER25-4.00"	2~16	1.65"	4.00"	ER25	WER25	3.50
-6.00"	2~16	1.65"	6.00"	ER25	WER25	3.70
ER32-4.00"	2~20	2.00"	4.00"	ER32	WER32	3.70
-6.00"	2~20	2.00"	6.00"	ER32	WER32	3.90
ER40-4.00"	3~26	2.50"	4.00"	ER40	WER40	4.20
-6.00"	3~26	2.50"	6.00"	ER40	WER40	6.60

Unit: mm

## Straight Shank

直柄彈性筒夾本體



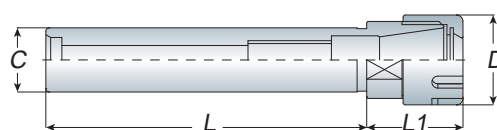
- Wrench and Stop screw must be ordered separately.
- ER 扳手及止付螺絲為另購品

Model No.	C	D	L	L1	Collet Type	Weight (kg)
C3/4" ER16-2.00"	3/4"	28	2.00"	33	ER16	0.20
-4.00"	3/4"	28	4.00"	33	ER16	0.35
-6.00"	3/4"	28	6.00"	33	ER16	0.45
ER20-2.00"	3/4"	34	2.00"	43	ER20	0.25
-4.00"	3/4"	34	4.00"	43	ER20	0.40
-6.00"	3/4"	34	6.00"	43	ER20	0.50
ER25-2.00"	3/4"	42	2.00"	51	ER25	0.40
-4.00"	3/4"	42	4.00"	51	ER25	0.50
-6.00"	3/4"	42	6.00"	51	ER25	0.70
C1" ER16-4.00"	1"	28	4.00"	33	ER16	0.40
-6.00"	1"	28	6.00"	33	ER16	0.70
ER20-4.00"	1"	34	4.00"	43	ER20	0.50
-6.00"	1"	34	6.00"	43	ER20	0.75
ER25-4.00"	1"	42	4.00"	42	ER25	0.60
-6.00"	1"	42	6.00"	42	ER25	0.80
ER32-3.15"	1"	50	3.15"	58	ER32	0.80
ER40-4.00"	1"	63	4.00"	60	ER40	1.10
C1-1/4" ER25-2.00"	1-1/4"	42	2.00"	51	ER25	0.60
ER32-4.00"	1-1/4"	50	4.00"	58	ER32	1.10
ER40-4.00"	1-1/4"	63	4.00"	60	ER40	1.30

Unit: mm

## Straight Shank - M Type

直柄彈性筒夾本體 - M 型



- Wrench and Stop screw must be ordered separately.
- ER 扳手及止付螺絲為另購品



P12- ER Nut P14/15- ER Collet P13- Wrench P248 - Stop Screw

Model No.	C	D	L	L1	Collet Type	Weight (kg)
C5/8" ER11-2.00"(M)	5/8"	16	2.00"	22	ER11	0.20
-4.00"(M)	5/8"	16	4.00"	22	ER11	0.30
C3/4" ER16-2.00"(M)	3/4"	22	2.00"	32	ER16	0.20
-4.00"(M)	3/4"	22	4.00"	32	ER16	0.30
-6.00"(M)	3/4"	22	6.00"	32	ER16	0.40
ER20-2.00"(M)	3/4"	28	2.00"	40	ER20	0.20
-4.00"(M)	3/4"	28	4.00"	40	ER20	0.35
-6.00"(M)	3/4"	28	6.00"	40	ER20	0.50
C1" ER20-2.00"(M)	1"	28	2.00"	40	ER20	0.30
-4.00"(M)	1"	28	4.00"	40	ER20	0.50
-6.00"(M)	1"	28	6.00"	40	ER20	0.60

Unit: mm

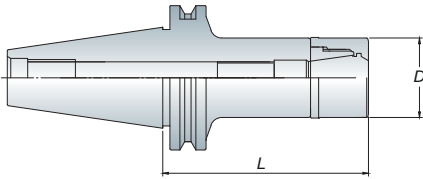


# Spring Collet Chuck

MER 彈性筒夾本體

# MER

# CAT series



## Features

- MER has more contact area between holder and collet to make better radial cutting force than standard ER.
- Special design of MER High speed bearing nut, the clamping power is better than Standard ER type.
- MER system are suitable for high speed and high precision cutting.
- Suitable to use with ER-E type collet, the cutting condition will be excellent.
- Also could be used with standard ER collet, the clamping range change to 0.5mm from 1mm  
Ex. MER20 holder + ER20 O6 collet => Clamping range: 6~5.5mm
- WER..G bearing wrench and Stop screw must be ordered separately.
- Balancing: 30,000 r.p.m G2.5
- MER 系列比 ER 系列擁有更大的接觸面積及更少的突出長度，可提供更高的徑向切削力
- 獨特 MER 高速強力型鋼珠螺帽設計比一般 ER 系列具備更高的夾持力
- 適用於高轉速、高精密切削。
- 建議搭配 ER-E 型 立銼刀專用筒夾，切削效果極佳
- 亦可搭配一般 ER 筒夾使用，但夾持力範圍從 1mm 降為 0.5mm 為一單位  
Ex. MER20 刀桿 + ER20 O6 筒夾 => 其夾持力範圍為 6~5.5mm
- WER..G 軸承扳手及止付螺絲為另購品
- 動平衡：30,000 r.p.m. G2.5

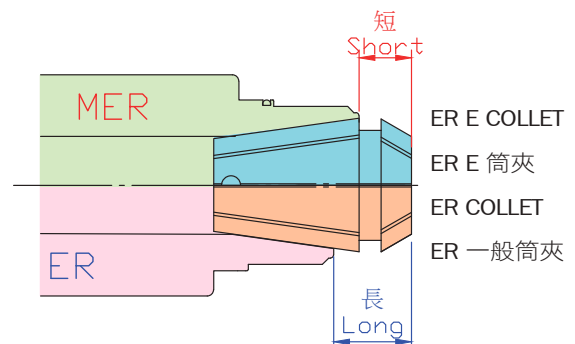

Model No.	Clamping Range	D	L	Wrench	Weight (kg)
CAT40 MER16-3.00"	1~10	30	3.00"	WER16G	1.40
	-4.00"	30	4.00"	WER16G	1.50
	-5.00"	30	5.00"	WER16G	1.60
	-6.00"	30	6.00"	WER16G	1.70
MER20-3.00"	1~13	35	3.00"	WER20G	1.40
	-4.00"	35	4.00"	WER20G	1.50
	-5.00"	35	5.00"	WER20G	1.60
MER25-3.00"	1~13	35	6.00"	WER20G	1.80
	2~16	40	3.00"	WER25G	1.50
	-4.00"	40	4.00"	WER25G	1.80
	-5.00"	40	5.00"	WER25G	1.90
MER32-3.00"	2~16	40	6.00"	WER25G	2.10
	2~20	50	3.00"	WER32G	1.50
	-4.00"	50	4.00"	WER32G	1.90
MER32-3.00"	2~20	50	5.00"	WER32G	2.20
	-5.00"	50	6.00"	WER32G	2.30
	-6.00"	50	6.00"	WER32G	2.30
CAT50 MER16-4.00"	1~10	30	4.00"	WER16G	3.30
	-5.00"	30	5.00"	WER16G	3.40
	-6.00"	30	6.00"	WER16G	3.60
MER20-4.00"	1~10	30	6.00"	WER16G	3.60
	1~13	35	4.00"	WER20G	3.50
	-5.00"	35	5.00"	WER20G	3.60
MER25-4.00"	1~13	35	6.00"	WER20G	3.80
	2~16	40	4.00"	WER25G	3.60
	-5.00"	40	5.00"	WER25G	3.70
MER32-4.00"	2~16	40	6.00"	WER25G	3.90
	2~20	50	4.00"	WER32G	3.60
	-5.00"	50	5.00"	WER32G	3.70
MER32-4.00"	2~20	50	6.00"	WER32G	3.90
	-6.00"	50	6.00"	WER32G	3.90

Unit: mm

- MER 刀桿本體內孔模具線較深，使用 E 型筒夾置入時，更達到完全包覆性，增加加工穩定性。
- The design of deeper gauge line for MER holder. Recommend using ER-E type collet into the body (holder). The increasing length of contact area between collet and holder for improved clamping force.

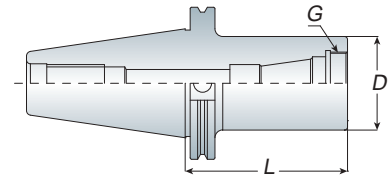


\*\*\* 比較 / Compare \*\*\*



# High Speed Collet Chuck

高速彈性筒夾本體



- The clamping nuts for ERA are special designed to be fitted internally into the holder. The special design could provide better cutting conditions and reducing cutting vibrations.
- Wrench and Stop screw must be ordered separately.
- Balancing: 30,000 r.p.m G2.5
- CAT-ERA is produced by order
- 特殊內藏式螺帽設計：可降低及減少切削時所產生的阻力與振動，並提升加工品質及穩定性
- ERA 扳手及止付螺絲為另購品
- 動平衡：30,000 r.p.m G2.5
- CAT-ERA 為訂單生產

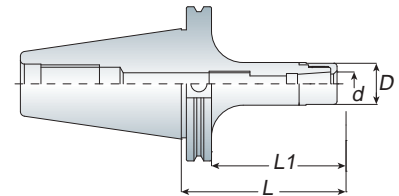


Model No.	Clamping Range	D	L	G	Weight (kg)	
CAT40 ERA11-2.50"	1~7	0.75"	2.50"	M18x1.0P	1.00	
	-4.00"	0.75"	4.00"	M18x1.0P	1.20	
	ERA16-2.50"	1~10	1.10"	2.50"	M24x1.0P	1.10
	-3.00"	1~10	1.10"	3.00"	M24x1.0P	1.30
ERA20-3.00"	1~10	1.10"	5.00"	M24x1.0P	1.60	
	1~13	1.25"	3.00"	M28x1.5P	1.20	
	-4.00"	1~13	1.25"	4.00"	M28x1.5P	1.30
	ERA25-2.50"	2~16	1.50"	2.50"	M32x1.5P	1.30
ERA32-3.00"	2~16	1.50"	4.00"	M32x1.5P	1.50	
	2~20	1.81"	3.00"	M40x1.5P	1.40	
	-4.00"	2~20	1.81"	4.00"	M40x1.5P	1.70
	CAT50 ERA16-4.00"	1~10	1.10"	4.00"	M24x1.0P	3.30
ERA20-4.00"	1~10	1.10"	6.00"	M24x1.0P	3.60	
	1~13	1.25"	4.00"	M28x1.5P	3.40	
	-6.00"	1~13	1.25"	6.00"	M28x1.5P	3.70
	ERA25-4.00"	2~16	1.50"	4.00"	M32x1.5P	3.50
ERA32-4.00"	2~16	1.50"	6.00"	M32x1.5P	3.80	
	2~20	1.81"	4.00"	M40x1.5P	3.80	
	-6.00"	2~20	1.81"	6.00"	M40x1.5P	4.10

Unit: mm

# High Speed Collet Chuck

高轉速精密筒夾本體



- ASK tooling systems are suitable for high speed and high precision cutting.
- Special nut design provides better cutting condition and reducing cutting vibration.
- ASK collet can be achieve the best cutting condition when using AA grade.
- Wrench and Stop screw must be ordered separately.
- Balancing:30,000 r.p.m G2.5
- ASK 系列適用於高轉速、高精密切削加工，切削效果佳
- 螺帽獨特設計可降低高轉速切削時的風阻及噪音並提升工作效能
- 欲達到切削效果佳，可搭配使用 AA 級筒夾
- ASK 扳手及止付螺絲為另購品
- 動平衡：30,000 r.p.m G2.5

Model No.	Clamping Range (d)	D	L1	L	Weight (kg)	
CAT40 ASK10-3.15"	2~10	27	2.40"	3.15"	1.20	
	-4.00"	27	3.25"	4.00"	1.40	
	ASK16-3.15"	3~16	40	2.40"	3.15"	1.40
	-4.00"	3~16	40	3.25"	4.00"	1.50
ASK25-4.00"	6~25.4	54	3.25"	4.00"	1.90	
CAT50 ASK10-4.00"	2~10	27	3.25"	4.00"	3.30	
	ASK16-4.00"	3~16	40	3.25"	4.00"	3.50
	-6.00"	3~16	40	5.25"	6.00"	3.90
	ASK25-4.00"	6~25.4	54	3.25"	4.00"	3.80
-6.00"	6~25.4	54	5.25"	6.00"	4.20	

Unit: mm

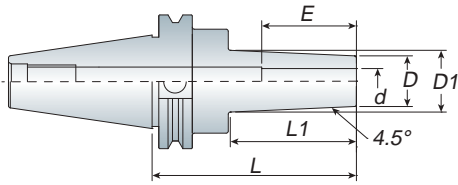


# Shrink Chuck

燒結式刀桿

# ASR

# CAT series

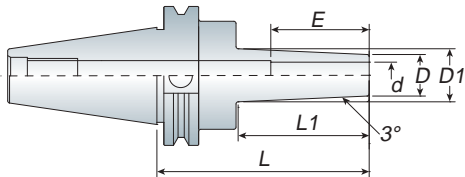


Model No.	d	D	D1	L	L1	E
CAT40 ASR1/8"-3.50"	1/8"	0.44"	0.66"	3.50"	2.12"	0.787"
ASR3/16"-3.50"	3/16"	0.50"	0.72"	3.50"	2.12"	0.787"
ASR1/4"-3.50"	1/4"	0.56"	0.78"	3.50"	2.12"	0.866"
ASR3/8"-3.50"	3/8"	0.69"	0.91"	3.50"	2.12"	1.220"
ASR1/2"-3.50"	1/2"	0.81"	1.03"	3.50"	2.12"	1.417"

Unit: mm

# Shrink Chuck - Rigidity Type

燒結式刀桿 - 高剛性型



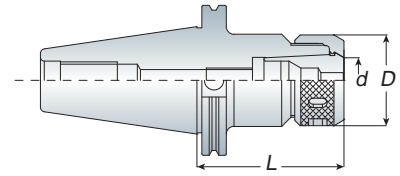
Model No.	d	D	D1	L	L1	E
CAT40 ASR1/4"-3.50"T	1/4"	0.787"	1.063"	3.50"	2.12"	0.866"
ASR3/8"-3.50"T	3/8"	0.945"	1.260"	3.50"	2.12"	1.220"
ASR1/2"-3.50"T	1/2"	0.945"	1.260"	3.50"	2.12"	1.417"
ASR5/8"-3.50"T	5/8"	1.063"	1.339"	3.50"	2.12"	1.535"
ASR3/4"-4.00"T	3/4"	1.299"	1.654"	4.00"	3.37"	1.850"
ASR1"-4.00"T	1"	1.732"	2.087"	4.00"	3.37"	1.850"
CAT50 ASR1/2"-4.00"T	1/2"	0.945"	1.260"	4.00"	3.37"	1.417"
ASR5/8"-4.00"T	5/8"	1.063"	1.339"	4.00"	3.37"	1.535"
ASR3/4"-4.00"T	3/4"	1.299"	1.654"	4.00"	3.37"	1.614"
ASR1"-4.00"T	1"	1.732"	2.087"	4.00"	3.37"	1.850"
ASR1-1/4"-4.00"T	1-1/4"	1.732"	2.087"	4.00"	3.37"	2.008"

Unit: mm

- Runout  $\leq 0.0001"$  (4xD)
- Balancing: 30,000 r.p.m. G2.5
- Heater specification => refer to P.38
- Tools are restricted by material of h6 carbide tool.
- 跳動精度  $\leq 0.0001"$  (4xD)
- 動平衡 : 30,000 r.p.m. G2.5
- 刀桿加熱器規格請參考 P.38
- 刀具線用 h6 鎢鋼刀具

## Collet Chuck

重切削筒夾本體



- OZ collet chuck can clamp drill, end mills and taps.
- Wrench must be ordered separately.
- OZ 重切削刀桿可用於夾持鑽頭、銑刀及絲攻刀具
- OZ 扳手為另購品



P41- Wrench

P41- OZ Collet

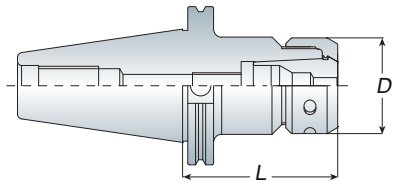
P41- OZ Nut

Model No.	d	D	L	Collet Type	Weight (kg)
CAT40 OZ25-2.25"	1/8"~1"	2.36"	2.25"	OZ25	1.40
-4.00"	1/8"~1"	2.36"	4.00"	OZ25	2.40
OZ32-2.25"	1/4"~1-1/4"	2.83"	2.25"	OZ32	1.70
-4.00"	1/4"~1-1/4"	2.83"	4.00"	OZ32	2.50
CAT50 OZ25-2.25"	1/8"~1"	2.36"	2.25"	OZ25	3.40
-4.00"	1/8"~1"	2.36"	4.00"	OZ25	4.00
OZ32-2.25"	1/4"~1-1/4"	2.83"	2.25"	OZ32	4.10
-4.00"	1/4"~1-1/4"	2.83"	4.00"	OZ32	5.00

Unit: mm

## TG100 Collet Chuck

筒夾本體



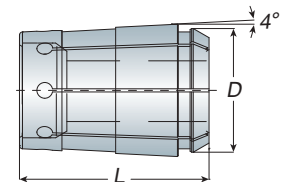
Model No.	D	L	Collet Type	Weight (kg)
CAT40 TG100-3.00"	2.50"	3.00"	TG100	1.50
CAT50 TG100-3.50"	2.50"	3.50"	TG100	1.80

Unit: mm



## TG100 Collet

筒夾



Model No.	D	L	Weight (kg)
TG100	35	61	0.20

Unit: mm

Model No.	Size
TG100-1/2"	1/2"
TG100-1/4"	1/4"
TG100-3/4"	3/4"
TG100-1/8"	1/8"
TG100-3/8"	3/8"
TG100-5/8"	5/8"
TG100-7/8"	7/8"
TG100-3/16"	3/16"
TG100-5/16"	5/16"
TG100-7/16"	7/16"
TG100-9/16"	9/16"
TG100-11/16"	11/16"
TG100-13/16"	13/16"
TG100-15/16"	15/16"
TG100-1"	1"

Unit: mm

Model No.	Size
TG100-5/32"	5/32"
TG100-7/32"	7/32"
TG100-9/32"	9/32"
TG100-11/32"	11/32"
TG100-13/32"	13/32"
TG100-15/32"	15/32"
TG100-17/32"	17/32"
TG100-19/32"	19/32"
TG100-21/32"	21/32"
TG100-23/32"	23/32"
TG100-25/32"	25/32"
TG100-27/32"	27/32"
TG100-29/32"	29/32"
TG100-31/32"	31-32"

Unit: mm

Model No.	Size
TG100-9/64"	9/64"
TG100-11/64"	11/64"
TG100-13/64"	13/64"
TG100-15/64"	15/64"
TG100-17/64"	17/64"
TG100-19/64"	19/64"
TG100-21/64"	21/64"
TG100-23/64"	23/64"
TG100-25/64"	25/64"
TG100-27/64"	27/64"
TG100-29/64"	29/64"
TG100-31/64"	31/64"
TG100-33/64"	33/64"
TG100-35/64"	35/64"
TG100-37/64"	37/64"

Unit: mm

Model No.	Size
TG100-39/64"	39/64"
TG100-41/64"	41/64"
TG100-43/64"	43/64"
TG100-45/64"	45/64"
TG100-47/64"	47/64"
TG100-49/64"	49/64"
TG100-51/64"	51/64"
TG100-53/64"	53/64"
TG100-55/64"	55/64"
TG100-57/64"	57/64"
TG100-59/64"	59/64"
TG100-61/64"	61/64"
TG100-63/64"	63/64"

Unit: mm

# End Mill Holder

側固端銑刀桿

EM

CAT  
series

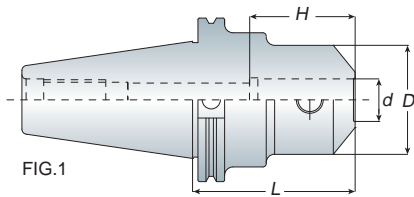


FIG.1

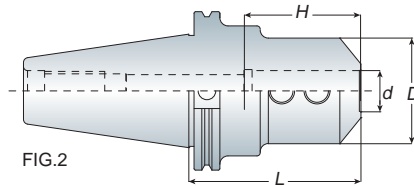


FIG.2



## Features

- For straight shank end mill.
- End mill is held by one (FIG.1) or two (FIG.2) set screws.
- End mill holder comes equipped with set screws.
- 適用於夾持直柄銑刀，可用在一般銑削加工
- 夾持銑刀之固定螺絲分為一個 (FIG.1) 或兩個 (FIG.2)
- 刀桿本身已裝配固定螺絲

Model No.	FIG.	d	D	L	H	Weight (kg)
CAT40 EM.125-1.75"	1	0.125"	0.75"	1.75"	16	0.80
-2.50"	1	0.125"	0.75"	2.50"	16	0.90
-3.00"	1	0.125"	0.75"	3.00"	16	1.10
EM.1875-1.75"	1	0.1875"	0.75"	1.75"	22	0.95
-2.50"	1	0.1875"	0.75"	2.50"	22	1.00
-3.00"	1	0.1875"	0.75"	3.00"	22	1.20
EM.25-1.75"	1	0.25"	0.8125"	1.75"	28	0.95
-2.50"	1	0.25"	0.8125"	2.50"	28	1.20
-3.00"	1	0.25"	0.8125"	3.00"	28	1.30
EM.3125-1.75"	1	0.3125"	0.875"	1.75"	36	0.95
-2.50"	1	0.3125"	0.875"	2.50"	36	1.20
-3.00"	1	0.3125"	0.875"	3.00"	36	1.30
EM.375-1.75"	1	0.375"	1.00"	1.75"	32	1.00
-2.50"	1	0.375"	1.00"	2.50"	32	1.20
-3.00"	1	0.375"	1.00"	3.00"	32	1.30
EM.4375-1.75"	1	0.4375"	1.375"	1.75"	40	1.10
-2.62"	1	0.4375"	1.375"	2.62"	40	1.25
EM.5-1.75"	1	0.50"	1.375"	1.75"	42	1.15
-2.50"	1	0.50"	1.375"	2.50"	42	1.25
-3.00"	1	0.50"	1.375"	3.00"	42	1.30
EM.625-1.75"	1	0.625"	1.625"	1.75"	50	1.10
-3.00"	1	0.625"	1.625"	3.00"	50	1.35
EM.75-2.50"	1	0.75"	1.75"	2.50"	55	1.30
-3.00"	1	0.75"	1.75"	3.00"	55	1.40
EM.875-1.75"	1	0.875"	2.00"	1.75"	65	1.20
-3.50"	2	0.875"	2.00"	3.50"	65	1.80
EM1-2.50"	1	1"	2.375"	2.50"	72	1.40
-3.00"	2	1"	2.375"	3.00"	72	1.50
EM1.25-3.00"	2	1.25"	2.50"	3.00"	70	1.60
-3.75"	2	1.25"	2.50"	3.75"	70	1.70
-4.00"	2	1.25"	2.50"	4.00"	70	2.00
EM1.5-4.00"	2	1.5"	3.00"	4.00"	70	2.10
-4.62"	2	1.5"	3.00"	4.62"	70	2.30

Unit: mm

# End Mill Holder

側固端銑刀桿

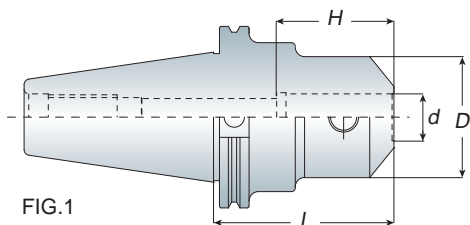


FIG.1

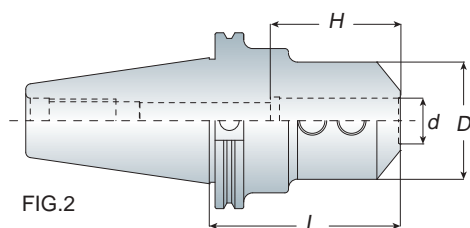


FIG.2



## Features

- For straight shank end mill.
- End mill is held by one (FIG.1) or two (FIG.2) set screws.
- End mill holder comes equipped with set screws.
- 適用於夾持直柄銑刀，可用在一般銑削加工
- 夾持銑刀之固定螺絲分為一個 (FIG.1) 或兩個 (FIG.2)
- 刀桿本身已裝配固定螺絲

Model No.	FIG.	d	D	L	H	Weight (kg)
CAT50 EM.25-2.50"	1	0.25"	0.8125"	2.50"	28	3.40
-4.00"	1	0.25"	0.8125"	4.00"	28	3.80
EM.375-2.50"	1	0.375"	1.00"	2.50"	45	3.40
-4.00"	1	0.375"	1.00"	4.00"	45	3.80
EM.4375-2.50"	1	0.4375"	1.375"	2.50"	40	3.50
-4.00"	1	0.4375"	1.375"	4.00"	40	3.90
EM.5-2.625"	1	0.50"	1.375"	2.625"	42	3.60
-4.00"	1	0.50"	1.375"	4.00"	42	4.00
EM.625-3.00"	1	0.625"	1.625"	3.00"	50	3.70
-4.00"	1	0.625"	1.625"	4.00"	50	4.00
EM.75-3.00"	1	0.75"	1.875"	3.00"	55	3.70
-4.00"	1	0.75"	1.875"	4.00"	55	4.00
EM.875-3.75"	2	0.875"	2.00"	3.75"	65	3.90
EM1-4.00"	2	1.00"	2.375"	4.00"	72	4.20
EM1.25-4.00"	2	1.25"	2.50"	4.00"	70	4.60
EM1.5-4.50"	2	1.50"	3.00"	4.50"	80	5.40
EM2-5.375"	2	2.00"	3.75"	5.375"	90	6.40

Model No.	FIG.	d	D	L	H	Weight (kg)
CAT40 EM06-050	1	6	25	50	27	1.00
EM08-050	1	8	28	50	32	1.00
EM10-050	1	10	35	50	35	1.10
EM12-050	1	12	42	50	42	1.20
EM16-063	1	16	48	63	50	1.40
EM20-063	1	20	52	63	60	1.40
EM25-100	2	25	65	100	65	2.00
EM32-100	2	32	72	100	70	2.30
CAT50 EM06-063	1	6	25	63	28	2.90
EM08-063	1	8	28	63	32	3.00
EM10-063	1	10	35	63	35	3.10
EM12-063	1	12	42	63	40	3.30
EM16-063	1	16	48	63	50	3.30
EM20-063	1	20	52	63	55	3.40
EM25-080	2	25	65	80	70	3.90
EM32-100	2	32	72	100	70	4.70
EM40-120	2	40	90	120	80	5.50
EM50-130	2	50	100	130	95	6.30

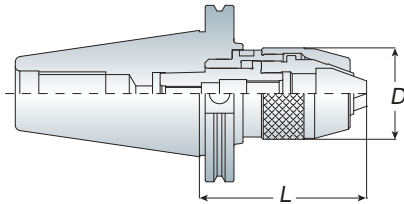
Unit: mm

# Drill Chuck Holder

直截式鑽夾頭刀桿

# APU

# CAT series



Model No.	Clamping Range		D		L				Weight (kg)
					Min.		Max.		
	mm	inch	mm	inch	mm	inch	mm	inch	
CAT40 APU08	0.3~8	1/32"~5/16"	37.5	1.476"	65	2.559"	76.5	3.011"	1.40
APU13	0.3~13	1/32"~1/2"	50.5	1.988"	88	3.464"	99	3.897"	1.80
APU16	3~16	3/32"~5/8"	57	2.244"	106	4.173"	120	4.724"	2.40
CAT50 APU08	0.3~8	1/32"~5/16"	37.5	1.476"	70	2.755"	77.5	3.051"	3.30
APU13	0.3~13	1/32"~1/2"	50.5	1.988"	89	3.503"	100	3.937"	3.80
APU16	3~16	3/32"~5/8"	57	2.244"	96	3.779"	110	4.330"	4.10

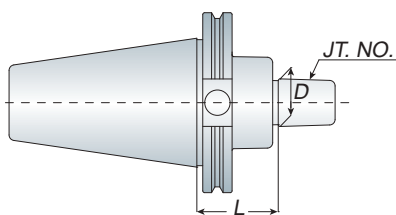
Unit: mm

- The shank and keyless drill chuck are combined together so that to avoid the drill chuck slipping out for heavy-duty and high-speed cutting.
- Wrench is attached for each APU drill chuck holder.
- APU 刀桿和鑽夾頭結為一體，可避免鑽頭於高速及重切削時掉落或鬆脫
- 每支 APU 刀桿均附 1 支扳手

# Drill Chuck Holder

鑽夾頭刀桿

# JTA



Model No.	JT. No.	D	L	Weight (kg)
CAT40 JTA1	JTA1	0.384"	1.375"	1.10
JTA2	JTA2	0.548"	1.375"	1.10
JTA6	JTA6	0.676"	1.375"	1.15
CAT50 JTA1	JTA1	0.384"	1.375"	3.00
JTA2	JTA2	0.548"	1.375"	3.20
JTA6	JTA6	0.676"	1.375"	3.30

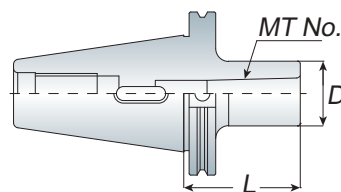
Unit: mm

- Keyless drill mount must be ordered separately.
- 鑽夾頭為另購品



## Morse Taper Holder

莫氏錐度刀桿 - A 型



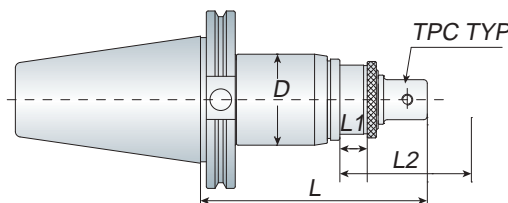
- The tool holder for morse taper shank with internal tang.

Model No.	MT. No.	D	L	Weight (kg)
CAT40 MTA1-1.75"	MTA1	1.00"	1.75"	1.00
MTA2-2.44"	MTA2	1.25"	2.44"	1.10
MTA3-3.00"	MTA3	1.62"	3.00"	1.20
MTA4-3.75"	MTA4	2.20"	3.75"	1.40
CAT50 MTA1-1.50"	MTA1	1.00"	1.50"	2.80
MTA2-2.00"	MTA2	1.25"	2.00"	2.90
MTA3-2.50"	MTA3	1.62"	2.50"	3.00
MTA4-3.38"	MTA4	2.20"	3.38"	3.30
MTA5.3.75"	MTA5	2.75"	3.75"	3.40

Unit: mm

## Tension & Compression Tap Holder

扭力伸縮攻牙本體



- L1: Compression, L2: Tension
- Quick change: Push back on the holder sleeve, and the tap collet is removable easily.

Model No.	D		L		L1		L2		Tapping Range		Collet Type	Weight (kg)
	mm	inch	mm	inch	mm	inch	mm	inch	mm	inch		
CAT40 TPM316	50	1.980"	135	5.315"	10	0.394"	20	0.787"	M3~M16	3/32"~5/8"	TPC316	1.60
CAT50 TPM316	50	1.980"	135	5.315"	10	0.394"	20	0.787"	M3~M16	3/32"~5/8"	TPC316	3.50
CAT40 TPM830	66	2.598"	175	6.890"	10	0.394"	25	0.984"	M8~M30	5/16"~11/8"	TPC830	2.90
CAT50 TPM830	66	2.598"	175	6.890"	10	0.394"	25	0.984"	M8~M30	5/16"~11/8"	TPC830	3.80

Unit: mm



P57-TPC Collet

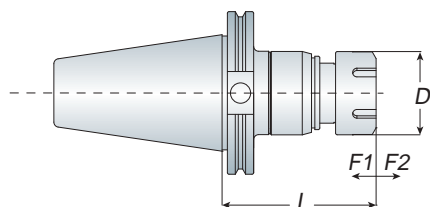


# Tension & Compression Tap Holder

剛性伸縮攻牙本體

# TER

## CAT series



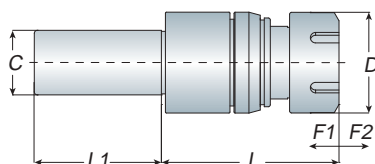
Model No.	D		L		F1		F2		Tapping Range	Collet Type	Weight (kg)	
	mm	inch	mm	inch	mm	inch	mm	inch				
CAT40	TER16	28	1.10"	77	3.020"	5	0.197"	8	0.315"	M3~M10	ER16GB	1.10
	TER20	34	1.34"	86	3.386"	5	0.197"	8	0.315"	M3~M12	ER20GB	1.20
	TER25	42	1.65"	90	3.543"	5	0.197"	8	0.315"	M4~M16	ER25GB	1.40
	TER32	50	1.97"	94	3.700"	5	0.197"	8	0.315"	M4~M22	ER32GB	1.70
	TER40	63	2.48"	98	3.858"	5	0.197"	8	0.315"	M6~M30	ER40GB	2.90
CAT50	TER16	28	1.10"	80	3.150"	5	0.197"	8	0.315"	M3~M10	ER16GB	2.70
	TER20	34	1.34"	99	3.900"	5	0.197"	8	0.315"	M3~M12	ER20GB	2.80
	TER25	42	1.65"	97	3.820"	5	0.197"	8	0.315"	M4~M16	ER25GB	3.10
	TER32	50	1.97"	95	3.740"	5	0.197"	8	0.315"	M4~M22	ER32GB	3.30
	TER40	63	2.48"	117	4.606"	5	0.197"	8	0.315"	M6~M30	ER40GB	4.30

Unit: mm

- TER tap holder uses the ER spring collet and easy to get.
- The nut could not be over tightening to avoid damaging the body and nut.
- Wrench must be ordered separately.
- TER 伸縮攻牙本體須搭配 ER 筒夾做使用
- 使用時，螺帽請勿過度鎖緊以免造成本體及螺帽損壞
- ER 扳手為另購品

# Straight Shank

直柄剛性伸縮攻牙本體



Model No.	C	D		L		L1	F1		F2		Tapping Range	Collet Type	Weight (kg)	
		mm	inch	mm	inch		mm	inch	mm	inch				
C3/4"	TER16	3/4"	28	1.10"	75	2.953"	55	5	0.197"	12	0.472"	M3~M10	ER16GB	0.40
	TER20	3/4"	34	1.34"	80	3.150"	55	5	0.197"	12	0.472"	M3~M12	ER20GB	0.50
	TER25	3/4"	42	1.65"	80	3.150"	55	5	0.197"	12	0.472"	M4~M16	ER25GB	0.80
C1"	TER16	1"	28	1.10"	75	2.953"	65	5	0.197"	12	0.472"	M3~M10	ER16GB	0.50
	TER20	1"	34	1.34"	80	3.150"	65	5	0.197"	12	0.472"	M3~M12	ER20GB	0.60
	TER25	1"	42	1.65"	80	3.150"	65	5	0.197"	12	0.472"	M4~M16	ER25GB	0.90
	TER32	1"	50	1.97"	80	3.150"	65	5	0.197"	12	0.472"	M4~M22	ER32GB	1.10
C1-1/4"	TER16	1-1/4"	28	1.10"	75	2.953"	70	5	0.197"	12	0.472"	M3~M10	ER16GB	0.70
	TER20	1-1/4"	34	1.34"	80	3.150"	70	5	0.197"	12	0.472"	M3~M12	ER20GB	0.80
	TER25	1-1/4"	42	1.65"	80	3.150"	70	5	0.197"	12	0.472"	M4~M16	ER25GB	1.00
	TER32	1-1/4"	50	1.97"	80	3.150"	70	5	0.197"	12	0.472"	M4~M22	ER32GB	1.30
C1-1/2"	TER16	1-1/2"	28	1.10"	75	2.953"	70	5	0.197"	12	0.472"	M3~M10	ER16GB	1.00
	TER20	1-1/2"	34	1.34"	80	3.150"	70	5	0.197"	12	0.472"	M3~M12	ER20GB	1.10
	TER25	1-1/2"	42	1.65"	80	3.150"	70	5	0.197"	12	0.472"	M4~M16	ER25GB	1.30
	TER32	1-1/2"	50	1.97"	80	3.150"	70	5	0.197"	12	0.472"	M4~M22	ER32GB	1.50

Unit: mm

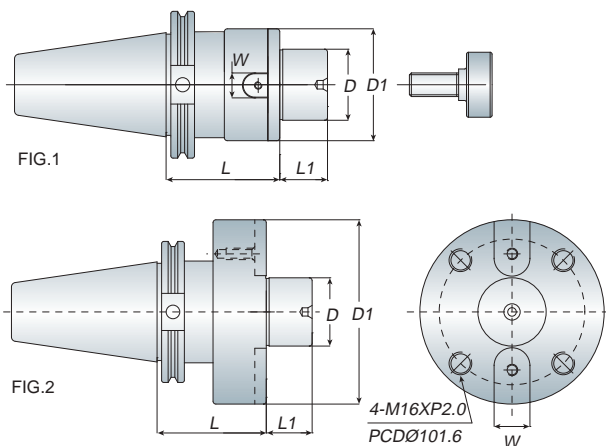
- TER tap holder uses the ER spring collet and easy to get.
- The nut could not be over tightening to avoid damaging the body and nut.
- Straight shank tap holder also has flat shank type to choice. When ordering, please specify "FLAT".
- Wrench must be ordered separately.
- TER 伸縮攻牙本體須搭配 ER 筒夾做使用
- 使用時，螺帽請勿過度鎖緊以免造成本體及螺帽損壞
- 另有直柄削平面可供選購，請於訂購時註明 " 削平面 "
- ER 扳手為另購品



P12- ER Nut

P16-ER-GB Collet

P13- Wrench



## Features

- Face mill holder equips with screw and drive keys to assemble the face mill cutter to the holder.
- Face mill cutter must be ordered separately.
- 每支 FMA 面銑刀桿均附有螺絲及擋耳以裝配面銑刀盤使用
- 面銑刀盤為另購品



Model No.	FIG.	D		D1	L	L1	W		Weight (kg)
		mm	inch				mm	inch	
CAT40 FMA25.4-1.75"	1	25.4	1"	2.362"	1.75"	17.5	9.5	0.374"	1.60
FMA31.75-2.00"	1	31.75	1.25"	2.756"	2"	17.5	12.7	0.5"	1.70
FMA38.1-2.00"	1	38.1	1.5"	3.346"	2"	23.8	15.9	0.626"	2.60
CAT50 FMA25.4-1.75"	1	25.4	1"	2.362"	1.75"	17.5	9.5	0.374"	3.20
-4.00"	1	25.4	1"	2.362"	4"	17.5	9.5	0.374"	3.30
-6.00"	1	25.4	1"	2.362"	6"	17.5	9.5	0.374"	5.10
FMA31.75-1.75"	1	31.75	1.25"	2.756"	1.75"	17.5	12.7	0.5"	3.40
-4.00"	1	31.75	1.25"	2.756"	4"	17.5	12.7	0.5"	5.20
-6.00"	1	31.75	1.25"	2.756"	6"	17.5	12.7	0.5"	6.30
FMA38.1-2.00"	1	38.1	1.5"	3.346"	2"	23.8	15.9	0.626"	3.50
-4.00"	1	38.1	1.5"	3.346"	4"	23.8	15.9	0.626"	6.10
-6.00"	1	38.1	1.5"	3.346"	6"	23.8	15.9	0.626"	8.50
FMA50.8-2.00"	1	50.8	2"	3.74"	2"	24	19.05	0.75"	4.00
-4.00"	1	50.8	2"	3.74"	4"	24	19.05	0.75"	7.60
-6.00"	1	50.8	2"	3.74"	6"	24	19.05	0.75"	10.20
FMA47.625-3.00"	2	47.625	1.875"	5.26"	3"	32	25.4	1"	7.30

Unit: mm

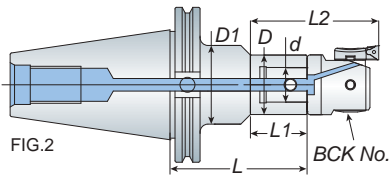
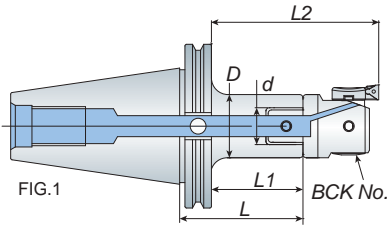
# Boring System

## ACK Boring Holder + BCK Boring Head

ACK 搪孔刀桿 + BCK 精搪頭

# BCK

# CAT series



BCK Coolant  
BCK 出水

## Features

- BCK20 ~ BCK100 boring range is from 20mm ~ 203mm.
- The ACK holder is coolant type
- The cutter and insert must be ordered separately.
- BCK20 ~ BCK100 其搪孔範圍為 :20mm ~ 203mm
- 標準刀桿皆有中心出水功能
- 塘頭及刀片為另購品



P79-BCK Cutter

P83-Adapter

Model No.	FIG.	D	D1	d	L	L1	L2	BCK No.	Boring Range	Weight (kg)
CAT40 ACK1-060 080	1	19	-	11	60 80	40.9 60.9	73.4 93.4	BCK20	20~36	1.10 1.20
	2	19	40	11	120/ 170	40	72.5			1.30/1.6
ACK2-060 080	1	24	-	14	60 80	40.9 60.9	76.4 96.4	BCK25	25~47	1.20 1.20
	1	24	-	14	100 120	80.9 100.9	116.4 136.4			1.30 1.40
-125/170	2	24	45	14	125/ 170	53	88.5			1.45/1.90
	1	24	-	14	60 80	40.9 60.9	80.9 100.9	BCK32	32~60	1.20 1.20
ACK3-060 080	1	31	-	18	100 120	80.9 100.9	120.9 140.9			1.30 1.50
-100 120	2	31	50	18	150/ 200	58	98			1.80/2.30
	1	39	-	22	80 100	60.9 80.9	107.9 127.9	BCK41	41~74	1.40 1.60
ACK4-080 100	1	39	-	22	125	105.9	152.9			1.80
-125	2	39	50	22	145/195	56	103			1.90/2.10
	1	50	-	28	80 100	60.9 80.9	117.9 137.9	BCK53	53~95	1.60 2.00
ACK5-080 100	1	50	-	28	135	115.9	172.9			2.50
-135	1	64	-	36	55	35.9	106.9	BCK68 BCK100	68~150 100~203	1.40
	1	19	-	11	100 125	80.9 105.9	113.4 138.4			BCK20
CAT50 ACK1-100 125	2	19	40	11	170/ 220	40	73			
-170/220	1	24	-	14	90 125	70.9 105.9	106.4 141.4	BCK25	25~47	4.00 4.10
	2	24	45	14	175/ 225	65	100.5			4.55/4.95
ACK2-090 125	1	31	-	18	90 125	70.9 105.9	110.9 145.9	BCK32	32~60	4.00 4.30
	2	31	50	18	200/ 240	80	120			4.95/5.30
-200/240	1	39	-	22	115 175	95.9 155.9	142.9 202.9	BCK41	41~74	4.40 5.00
	2	39	50	22	195/ 235	80	127			5.20/5.60
ACK4-115 175	1	50	-	28	90 135	70.9 115.9	127.9 172.9	BCK53	53~95	4.20 5.20
	1	50	-	28	195	175.9	232.9			6.10
-195/235	1	64	-	36	110	90.9	161.9	BCK68 BCK100	68~150 100~203	4.90
	1	64	-	36	170	150.9	221.9			6.10
-170	1	64	-	36	215	195.9	266.9	BCK68 BCK100	68~150 100~203	7.50
	1	64	-	36	255	235.9	306.9			9.00
-215	1	64	-	36	280	280.9	351.9	BCK68 BCK100	68~150 100~203	9.60
	1	64	-	36	300	280.9	351.9			9.60
-255	1	64	-	36	350	330.9	401.9	BCK68 BCK100	68~150 100~203	11.50
	1	64	-	36	350	330.9	401.9			11.50

Unit: mm

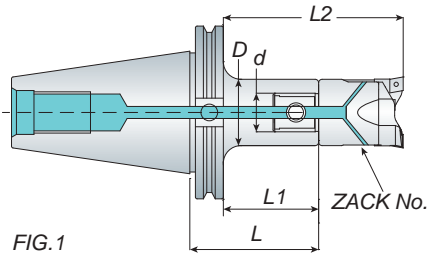


FIG.1

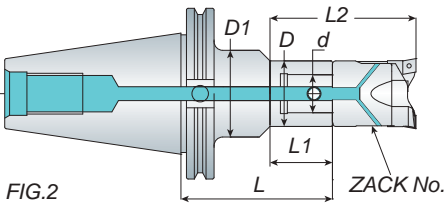


FIG.2



Features

- ZACK20 ~ ZACK90 boring range is from 20mm ~ 120mm.
- The ACK holder is coolant type
- The cutter and insert must be ordered separately.
- ZACK20 ~ ZACK90 其搪孔範圍為：20mm ~ 120mm
- 標準刀桿皆有中心出水功能
- 搪頭和刀片為另購品

Model No.	FIG.	D	D1	d	L	L1	L2	ZACK No.	Boring Range	Weight (kg)
CAT40 ACK1-060/080	1	19	-	11	60/80	40.9/60.9	78.9/98.9	ZACK20	20~26	1.10/1.20
	2	19	40	11	120/170	40	78			1.30/1.6
ACK2-060/080	1	24	-	14	60/80	40.9/60.9	85.9/105.9	ZACK25	25~33	1.20/1.20
	1	24	-	14	100/120	80.9/100.9	125.9/145.9			1.30/1.40
ACK3-060/080	1	24	45	14	125/175	53	98	ZACK32	32~42	1.45/1.90
	2	31	-	18	60/80	40.9/60.9	90.9/110.9			1.20/1.20
ACK3-060/080	1	31	-	18	100/120	80.9/100.9	130.9/150.9	ZACK32	32~42	1.30/1.50
	2	31	50	18	150/200	58	108			1.80/2.30
ACK4-080/100	1	39	-	22	80/100	60.9/80.9	125.9/145.9	ZACK41	41~54	1.40/1.60
	1	39	-	22	125	105.9	170.9			1.80
ACK4-080/100	1	39	50	22	145/195	56	121	ZACK41	41~54	1.90/2.10
	2	39	50	22	145/195	56	121			1.90/2.10
ACK5-080/100	1	50	-	28	80/100	60.9/80.9	130.9/150.9	ZACK53	53~70	1.60/2.00
	1	50	-	28	135	115.9	185.9			2.50
ACK6-055	1	64	-	36	55	35.9	115.9	ZACK68 ZACK90	68~90 90~120	1.40
	1	64	-	36	55	35.9	125.9			1.40
CAT50 ACK1-100/125	1	19	-	11	100/125	80.9/105.9	118.9/143.9	ZACK20	20~26	3.90/4.10
	2	19	40	11	170/220	40	78			4.50/4.90
ACK2-090/125	1	24	-	14	90/125	70.9/105.9	115.9/150.9	ZACK25	25~33	4.00/4.10
	2	24	45	14	175/225	65	110			4.55/4.95
ACK3-090/125	1	31	-	18	90/125	70.9/105.9	120.9/155.9	ZACK32	32~42	4.00/4.30
	2	31	50	18	200/240	80	130			4.95/5.30
ACK4-115/175	1	39	-	22	115/175	95.9/155.9	160.9/220.9	ZACK41	41~54	4.40/5.00
	2	39	50	22	195/235	80	145			5.20/5.60
ACK5-090/135	1	50	-	28	90/135	70.9/115.9	140.9/185.9	ZACK53	53~70	4.20/5.20
	1	50	-	28	195	175.9	245.9			6.10
ACK6-110	1	64	-	36	110	90.9	170.9/180.9	ZACK68 ZACK90	68~90 90~120	4.90
	1	64	-	36	170	150.9	230.9/240.9			6.10
	1	64	-	36	215	195.9	275.9/285.9			7.50
	1	64	-	36	255	235.9	315.9/325.9			9.00
	1	64	-	36	300	280.9	360.9/370.9			9.60
	1	64	-	36	350	330.9	410.9/420.9			11.50

Unit: mm



P91-ZACK Cutter

P92-Adapter

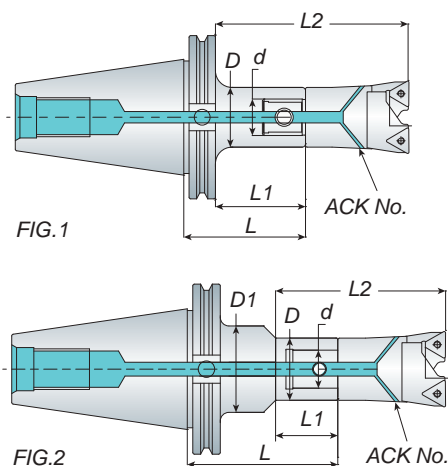
# Boring System

## ACK Boring Holder + ACK Boring Head

ACK 搪孔刀桿 + ACK 搪頭

# ACK

## CAT series



### Features

- ACK19 ~ ACK90 boring range is from 19mm ~ 122mm.
- The ACK holder is coolant type
- The cutter and insert must be ordered separately.
- ACK19 ~ ACK90 其搪孔範圍為：19mm ~ 122mm
- 標準刀桿皆有中心出水功能
- 搪頭和刀片為另購品

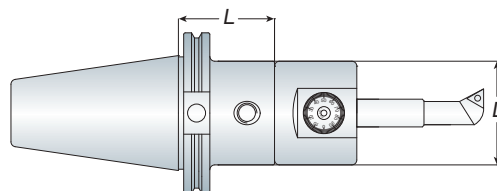


Model No.	FIG.	D	D1	d	L	L1	L2	ACK No.	Boring Range	Weight (kg)
CAT40 ACK1-060/080	1	19	-	11	60/80	40.9/60.9	78.9/98.9	ACK19	19~25	1.10/1.20
-120/170	2	19	40	11	120/170	40	78			1.30/1.6
ACK2-060/080	1	24	-	14	60/80	40.9/60.9	85.9/105.9	ACK25	25~33	1.20/1.20
-100/120	1	24	-	14	100/120	80.9/100.9	125.9/145.9			1.30/1.40
-125/175	2	24	45	14	125/175	53	98			1.45/1.90
ACK3-060/080	1	31	-	18	60/80	40.9/60.9	90.9/110.9	ACK32	32~42	1.20/1.20
-100/120	1	31	-	18	100/120	80.9/100.9	130.9/150.9			1.30/1.50
-150/200	2	31	50	18	150/200	58	108			1.80/2.30
ACK4-080/100	1	39	-	22	80/100	60.9/80.9	125.9/145.9	ACK40	40~55	1.40/1.60
-125	1	39	-	22	125	105.9	170.9			1.80
-145/195	2	39	50	22	145/195	56	121			1.90/2.10
ACK5-080/100	1	50	-	28	80/100	60.9/80.9	130.9/150.9	ACK52	52~70	1.60/2.00
-135	1	50	-	28	135	115.9	185.9			2.50
ACK6-055	1	64	-	36	55	35.9	115.9 125.9	ACK68 ACK90	68~92 90~122	1.40
CAT50 ACK1-100/125	1	19	-	11	100/125	80.9/105.9	118.9/143.9	ACK19	19~25	3.90/4.10
-170/220	2	19	40	11	170/220	40	78			4.50/4.90
ACK2-090/125	1	24	-	14	90/125	70.9/105.9	115.9/150.9	ACK25	25~33	4.00/4.10
-175/225	2	24	45	14	175/225	65	110			4.55/4.95
ACK3-090/125	1	31	-	18	90/125	70.9/105.9	120.9/155.9	ACK32	32~42	4.00/4.30
-200/240	2	31	50	18	200/240	80	130			4.95/5.30
ACK4-115/175	1	39	-	22	115/175	95.9/155.9	160.9/220.9	ACK40	40~55	4.40/5.00
-195/235	2	39	50	22	195/235	80	145			5.20/5.60
ACK5-090/135	1	50	-	28	90/135	70.9/115.9	140.9/185.9	ACK52	52~70	4.20/5.20
-195	1	50	-	28	195	175.9	245.9			6.10
ACK6-110	1	64	-	36	110	90.9	170.9/180.9	ACK68 ACK90	68~92 90~122	4.90
-170	1	64	-	36	170	150.9	230.9/240.9			6.10
-215	1	64	-	36	215	195.9	275.9/285.9			7.50
-255	1	64	-	36	255	235.9	315.9/325.9			9.00
-300	1	64	-	36	300	280.9	360.9/370.9			9.60
-350	1	64	-	36	350	330.9	410.9/420.9			11.50

Unit: mm

## Modular Micro Boring System ACK Boring Holder+ABJ Boring Head

ACK 搪孔刀桿 + ABJ 微調精搪頭



- ABJ modular micro boring system includes 3 types boring range: 1. ABJ10: 6 ~ 25mm  
2. ABJ12: 6 ~ 32mm 3. ABJ16: 6 ~ 50mm
- ABJ could use 3 types boring bar: BJ10B, BJ12B and BJ16.
- ABJ boring head and boring bar must be ordered separately.
- ABJ 微調搪孔範圍可分為三種  
1. ABJ10: 6 ~ 25mm 2. ABJ12: 6 ~ 32mm  
3. ABJ16 / NBJ16: 6 ~ 50mm
- ABJ 搪刀分為三種規格：BJ10B、BJ12B 以及 BJ16
- ABJ 搪孔刀頭及搪刀為另購品

Model No.	Micro Boring Head Type	Boring Range	D	L	Weight (kg)
CAT40 ACK4-080	ABJ10	6~25	39	80	1.30
CAT50 ACK4-115				115	3.60
CAT40 ACK5-080	ABJ12	6~32	50	80	1.50
CAT50 ACK5-090				90	3.70
CAT40 ACK6-055	ABJ16	6~50	64	55	1.40
CAT50 ACK6-065				65	3.70

Unit: mm

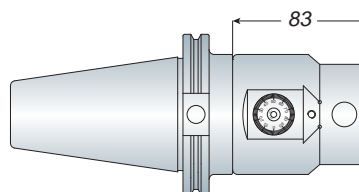


P129-Boring Head

P130-BJ Boring Bar

## NBH2084 Micro Boring System

NBH2084 微調搪孔系統



- NBH2084 micro boring system which boring range is from 8 ~ 280mm.
- NBH2084 tool holder set is attached 3pcs of BJ20 boring bars which are according to your request to choice. => refer to P.134
- NBH2084 微調搪孔系統：搪孔範圍 8 ~ 280mm
- NBH2084 搪孔組均附 3 支搪孔刀桿，其尺寸可依需求選擇 => 請參考 P.134

Model No.	Boring Range	Holder	Weight (kg)
CAT40 NBH2084/SET	8~280	CAT40 NBH2084	7.00
CAT50 NBH2084/SET	8~280	CAT50 NBH2084	9.50

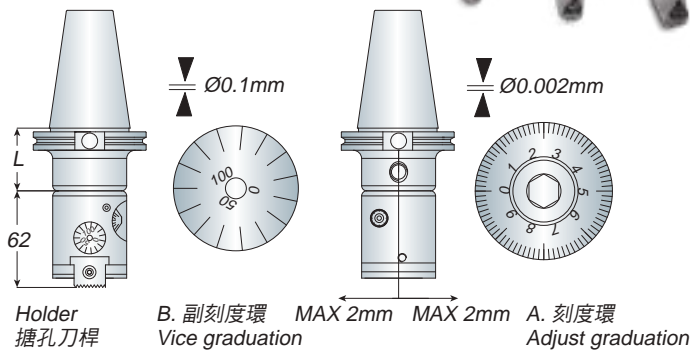
Unit: mm

# HBOR50 Micro Boring System

HBOR50 微調搪孔系統組

# HBOR

CAT  
series



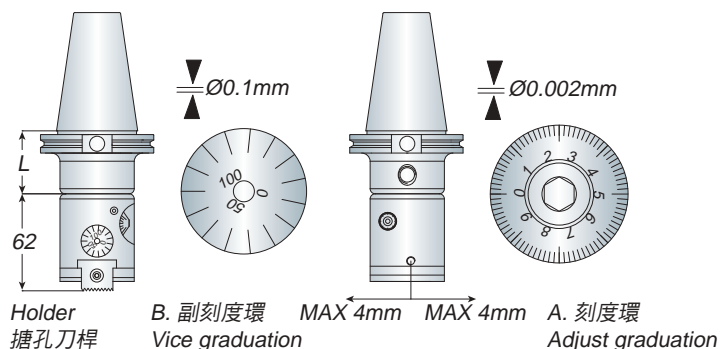
- HBOR50 micro boring system which boring range is from 6 ~ 90mm.
- The inside diameter of HBOR50 micro finish boring system is 16mm.
- HBOR50 boring set => refer to P.135
- Insert must be ordered separately.
- HBOR50 微調搪孔系統組：搪孔範圍 6 ~ 90mm
- HBOR50 微調搪孔本體中的內孔為 16mm
- HBOR50 整組規格 => 請參考 P.135
- 刀片為另購品

Model No.	Boring Range	L	Weight (kg)
CAT40 HBOR50/SET	6~90	50	8.50
CAT50 HBOR50/SET	6~90	65	10.40

Unit: mm

# HBOR63 Micro Boring System

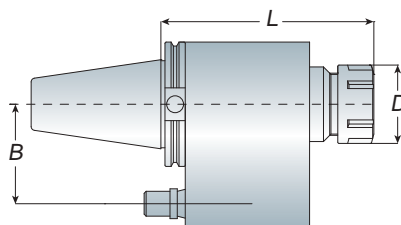
HBOR63 微調搪孔系統組



- HBOR63 micro boring system which boring range is from 6 ~ 150mm.
- The inside diameter of HBOR63 micro finish boring system is 16mm.
- HBOR63 boring set => refer to P.136
- HBOR63 boring head can match BM140 series for optional. It can extend boring range to 280mm (6 ~ 280mm). => refer to P.137
- Insert must be ordered separately.
- HBOR63 微調搪孔系統組：搪孔範圍 6 ~ 150mm
- HBOR63 微調搪孔本體中的內孔為 16mm
- HBOR63 整組規格 => 請參考 P.136
- HBOR63 微調搪孔系統組可另選配 BM 系列，使其搪孔範圍延展至 280mm (6 ~ 280mm) => 請參考 P.137
- 刀片為另購品

Model No.	Boring Range	L	Weight (kg)
CAT40 HBOR63/SET	6~150	55	9.60
CAT50 HBOR63/SET	6~150	65	11.30

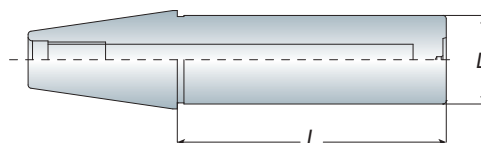
Unit: mm



- ERO oil-feed holder must be used with ER coolant nut and ER coolant collet (refer to P.15).
- When ordering, please specify the B size of oil-feed holder according to your machine.
- Positioning block is necessary and must be ordered separately. => refer to P.140
- ERO 油路刀桿需與止水螺帽與止水筒夾 (可參考 P.15) 一起使用
- 請於訂購時，依據機台規格確認中心距離 (B 的尺寸)
- ERO 刀桿需配合止動塊使用。止動塊為另購品 => 請參考 P.140

Model No.	Clamping Range	D	L	B (中心距)	Collet Type	Weight (kg)
CAT40 ERO32-155	4~20	50	155	60/65	ER32-CL	4.60
ERO40-160	4~26	63	160	60/65	ER40-CL	4.80
CAT50 ERO32-160	4~20	50	160	80/82	ER32-CL	7.10
ERO40-170	4~26	63	170	80/82	ER40-CL	7.50

Unit: mm



- Test arbor is used to measure the runout of machine spindle.
- Taper Contant > 85%
- 測試棒為測量機台主軸精準度用
- 錐度密合度 > 85%

Model No.	D	L	Roundness 真圓度	Concentricity 同心度	Weight (kg)
CAT40 TA40-160	40	160	< 0.003	< 0.005	3.30
-250	40	250			3.70
CAT50 TA40-250	40	250			4.20
-315	40	315			4.50
-350	40	350			4.90
TA63-315	63	315			10.20
-350	63	350	10.90		

Unit: mm



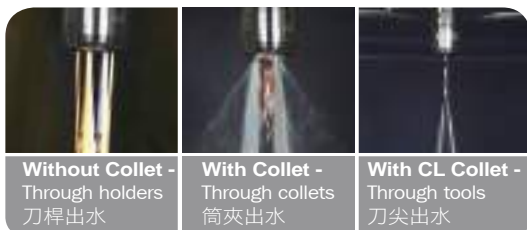
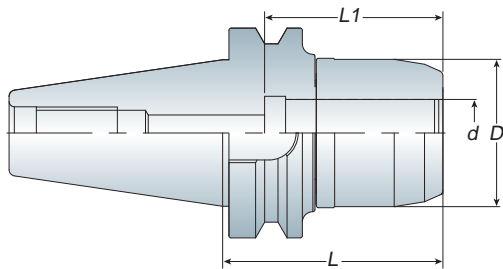
# High Speed Milling Chuck

高轉速強力銑刀夾頭刀桿

# ASG

# ABT

Double-Face-Contact series



Without Collet -  
Through holders  
刀桿出水

With Collet -  
Through collets  
筒夾出水


With CL Collet -  
Through tools  
刀尖出水

## Features

- ASG tooling system is suitable for high speed and high precision cutting.
- When using without collet, ASG tooling system is designed for coolant type - THROUGH TOOLS.
- Dust-proof design could extend tool holder lifetime.
- Wrench must be ordered separately.
- Balancing: 30,000 r.p.m G2.5
- ABT-ASG is produced by order.
- ASG 刀具系列適用於高轉速、高精密切削加工，切削效果佳
- 在沒有搭配筒夾的情況下使用，ASG 刀具系列為刀尖給油設計
- 特殊防塵設計，提升刀桿壽命
- ASG 扳手為另購品
- 動平衡：30,000 r.p.m G2.5
- ABT-ASG 為訂單生產品

Model No.	Clamping Range	d	D	L	L1	Collet Type	Weight (kg)
ABT30 ASG12-070	3~12	12	35	70	67	SC12	1.10
ASG16-080	3~16	16	46	80	60	SC16	1.10
ASG20-085	4~20	20	54	85	70	SC20	1.40
ABT40 ASG12-080	3~12	12	35	80	67	SC12	1.40
ASG16-080	3~16	16	46	80	60	SC16	1.60
ASG20-080	4~20	20	54	80	70	SC20	1.80
ASG25-090	6~25	25	58	90	90	SC25	2.00
ASG32-105	6~32	32	68	105	90	SC32	2.40
ABT50 ASG12-110	3~12	12	35	110	67	SC12	4.30
ASG16-110	3~16	16	46	110	60	SC16	4.70
-150	3~16	16	46	150	60	SC16	5.20
ASG20-110	4~20	20	54	110	70	SC20	5.00
-150	4~20	20	54	150	70	SC20	5.40
ASG25-110	6~25	25	58	110	90	SC25	5.00
-150	6~25	25	58	150	90	SC25	5.40
ASG32-110	6~32	32	68	110	90	SC32	5.10
-150	6~32	32	68	150	90	SC32	6.40

Unit: mm



P8- Wrench

P8- SC Collet

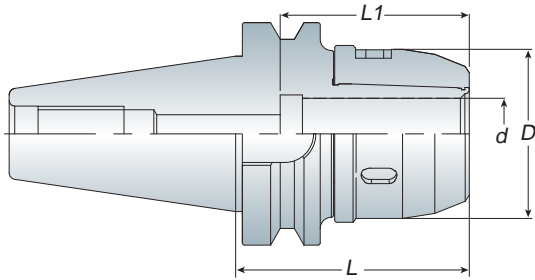
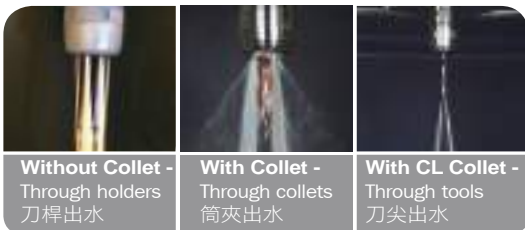


FIG.1



Without Collet - Through holders 刀桿出水  
With Collet - Through collets 筒夾出水  
With CL Collet - Through tools 刀尖出水




FIG.2

## Features

- ASC tooling system is suitable for high speed and high precision cutting.
- When using without collet, ASC tooling system is designed for coolant type - THROUGH TOOLS.
- Dust-proof design could extend tool holder lifetime.
- C-type wrench is attached for each ASC milling chuck.
- Balancing: 30,000 r.p.m G2.5
- ABT-ASC is produced by order.
- ASC 刀具系列用於高轉速、高精密切削加工，切削效果佳
- 在沒有搭配筒夾的情況下使用，ASC 刀具系列為刀尖給油設計
- 特殊防塵設計，提升刀桿壽命
- 每支 ASC 刀桿均附 1 支 C 型扳手
- 動平衡：30,000 r.p.m G2.5
- ABT-ASC 為訂單生產品

Model No.	FIG.	Clamping Range	d	D	L	L1	Collet Type	Weight (kg)
ABT30 ASC16-080	1	3~16	16	46	80	65	SC16	1.10
ASC20-085	1	4~20	20	53	85	72	SC20	1.30
ABT40 ASC16-080	1	3~16	16	46	80	65	SC16	1.60
ASC20-080	1	4~20	20	53	80	72	SC20	1.80
ASC25-090	2	6~25	25	58	90	85	SC25	1.90
ASC32-105	2	6~32	32	68	105	95	SC32	2.80
ABT50 ASC16-110	1	3~16	16	46	110	65	SC16	4.70
-150	1	3~16	16	46	150	65	SC16	5.00
ASC20-110	1	4~20	20	53	110	72	SC20	5.00
-150	1	4~20	20	53	150	72	SC20	6.00
ASC25-100	2	6~25	25	58	100	85	SC25	4.60
-150	2	6~25	25	58	150	85	SC25	5.50
ASC32-105	2	6~32	32	76	105	95	SC32	5.20
-150	2	6~32	32	76	150	95	SC32	6.40
ASC42-110	2	6~42	42	84	110	100	SC42	5.50
-160	2	6~42	42	84	160	100	SC42	7.60

Unit: mm



P8- Wrench

P8- SC Collet

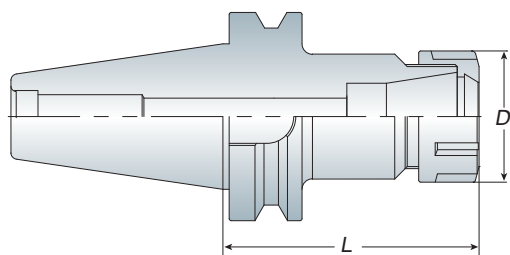
# Spring Collet Chuck

彈性筒夾本體

ER

ABT

Double-Face-Contact series



## Features

- ER collet chuck with the flexibility that can clamp drill, reamers, end mills and taps.
- ER16 / ER20 / ER25 / ER32 / ER40 are also suitable for ER bearing nut and wrench.
- Wrench and Stop screw must be ordered separately.
- Balancing: 30,000 r.p.m G2.5
- ABT-ER is produced by order.
- ER 筒夾具有彈性，適合夾持鑽頭、鉸刀、銼刀及絲攻刀具
- ER16 / ER20 / ER25 / ER32 / ER40 刀桿可另外選配鋼珠螺帽及扳手
- ER 扳手及止付螺絲為另購品
- 動平衡：30,000 r.p.m G2.5
- ABT-ER 為訂單生產品

Model No.	Clamping Range	D	L	Collet Type	Wrench	Weight (kg)
ABT30 ER16-060	1~10	28	60	ER16	WER16	0.60
ER20-060	1~13	34	60	ER20	WER20	0.60
ER25-060	2~16	42	60	ER25	WER25	0.70
ER32-060	2~20	50	60	ER32	WER32	0.75
ABT40 ER16-100	1~10	28	100	ER16	WER16	1.40
ER20-100	1~13	34	100	ER20	WER20	1.50
ER25-100	2~16	42	100	ER25	WER25	1.70
ER32-100	2~20	50	100	ER32	WER32	1.80
ER40-100	3~26	63	100	ER40	WER40	2.20
ABT50 ER16-100	1~10	28	100	ER16	WER16	4.10
-150	1~10	28	150	ER16	WER16	4.30
ER20-100	1~13	34	100	ER20	WER20	4.20
-150	1~13	34	150	ER20	WER20	4.50
ER25-100	2~16	42	100	ER25	WER25	4.20
-150	2~16	42	150	ER25	WER25	4.80
ER32-100	2~20	50	100	ER32	WER32	4.40
-150	2~20	50	150	ER32	WER32	5.20
ER40-100	3~26	63	100	ER40	WER40	4.70
-150	3~26	63	150	ER40	WER40	5.90

Unit: mm



P12- ER Nut

P14/15- ER Collet

P13- Wrench

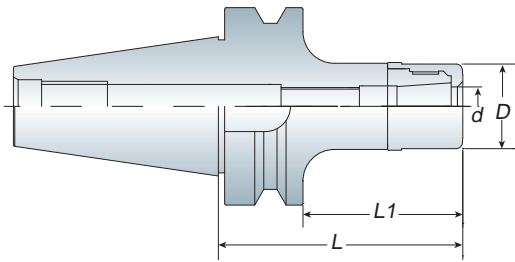
P248 - Stop Screw

**ABT**  
Double-Face-Contact series

**ASK**

**High Speed Collet Chuck**

高轉速精密筒夾本體



Through tools must use integer collet and coolant nut together. (refer to P.25)


需搭配使用整數筒夾及止水螺帽才有刀尖出水效果 (請參考 P.25)

**Features**

- ASK tooling systems are suitable for high speed and high precision cutting.
- Special nut design provides better cutting condition and reducing cutting vibration.
- Wrench and Stop Screw must be ordered separately.
- ASK collet can be achieve the best cutting condition when using AA grade.
- Balancing: 30,000 r.p.m G2.5
- ABT-ASK is produced by order.
- ASK 系列適用於高轉速、高精密切削加工，切削效果佳
- 螺帽獨特設計可降低高轉速切削時的風阻及噪音並提升工作效能
- 欲達到切削效果佳，可搭配使用 AA 級筒夾
- ASK 扳手及止付螺絲為另購品
- 動平衡：30,000 r.p.m G2.5
- ABT-ASK 為訂單生產品

Model No.	Clamping Range (d)	D	L1	L	Weight (kg)
ABT30 ASK10-070	2~10	27	50	70	0.70
ASK13-075	3~13	33	55	75	1.10
ASK16-060	3~16	40	40	60	0.70
ASK20-060	4~20	48	40	60	0.80
ABT40 ASK06-090	2~6	19.05	65	90	1.30
ASK10-080	2~10	27	55	80	1.30
-100	2~10	27	75	100	1.40
ASK13-080	3~13	33	55	80	1.30
-100	3~13	33	75	100	1.50
ASK16-080	3~16	40	55	80	1.50
-100	3~16	40	75	100	1.60
ASK20-090	4~20	48	65	90	1.80
ASK25-070	6~25.4	54	45	70	1.50
-090	6~25.4	54	65	90	1.90
ABT50 ASK10-100	2~10	27	65	100	4.00
-150	2~10	27	115	150	4.20
ASK13-100	3~13	33	65	100	4.50
-150	3~13	33	115	150	4.90
ASK16-100	3~16	40	65	100	4.20
-150	3~16	40	115	150	5.00
ASK20-105	4~20	48	70	105	4.60
-165	4~20	48	130	165	5.60
ASK25-100	6~25.4	54	65	100	4.50
-150	6~25.4	54	115	150	5.30

Unit: mm



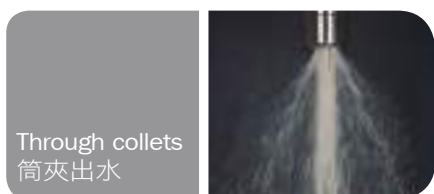
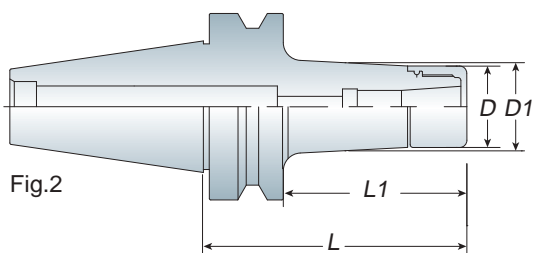
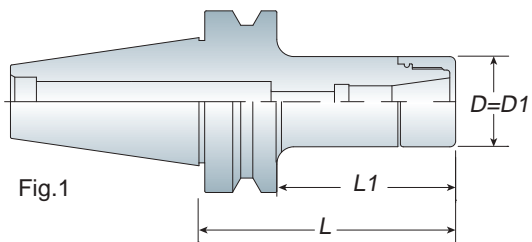
# High Speed Collet Chuck

高轉速高精度立銑刀本體

# AVC

# ABT

Double-Face-Contact series



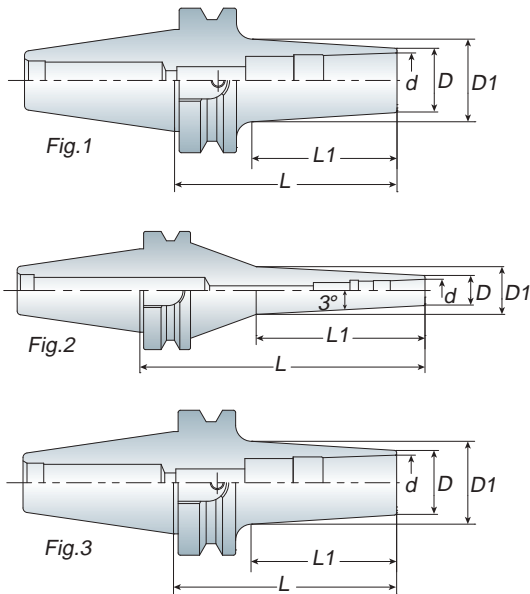
## Features

- AVC Long type collet with angle 8° increase clamping force and cutting rigidity and precision.
- Special nut design provides better cutting conditions and reducing cutting vibrations.
- Wrench and Stop Screw must be ordered separately.
- Balancing:30,000 r.p.m G2.5
- ABT-AVC is produced by order.
- 8° 長筒夾設計提高夾持力，高剛性及高精度
- 刀桿柄壁的增厚設計大幅提升切削剛性
- 螺帽獨特設計可降低高轉速切削時的風阻及噪音並提升工作效能
- AVC 扳手及止付螺絲為另購品
- 動平衡：30,000 r.p.m G2.5
- ABT-AVC 為訂單生產品


Model No.	FIG.	Clamping Range	D	D1	L	L1	Weight (kg)
ABT30 AVC06-060	2	2~6	27	29	60	35	0.60
AVC10-060	1	3~10	33	33	60	40	0.70
AVC12-060	1	3~12	40	40	60	37	0.70
ABT40 AVC06-090	2	2~6	27	31	90	60	1.35
AVC10-090	2	3~10	33	40	90	65	1.50
AVC12-090	2	3~12	40	44	90	60	1.60
ABT50 AVC06-105	2	2~6	27	32	105	62	4.10
-165	2	2~6	27	38	165	122	4.50
AVC10-105	2	3~10	33	41	105	70	4.30
-165	2	3~10	33	47	165	130	4.80
AVC12-105	2	3~12	40	44	105	62	4.30
-165	2	3~12	40	51	165	122	5.10

Unit: mm





- ADS06, ADS08: 4mm Hex-Wrench
- ADS12, ADS16: 6mm Hex-Wrench
- ADS06, ADS08 使用 4mm 六角扳手
- ADS12, ADS16 使用 6mm 六角扳手



- ADS12 / ADS16 CL type upon your request.  
For example: ABT40 ADS12-090-CL
- ADS12 / ADS16 另有冷卻液貫穿型可供選擇，請於訂購時於型號後面加 - CL  
例：ABT40 ADS12-090-CL

Model No.	FIG.	Clamping Ranged (d)	D	D1	L1	L	Weight (kg)
ABT30 ADS06-060	2	2~6	13	15.5	26	60	0.50
ADS08-060	1	3~8	16	20.5	40	60	0.50
ADS12-080	1	3~12	23	31	60	80	0.65
ABT40 ADS06-090	2	2~6	13	17.5	43	90	1.20
ADS08-090	1	3~8	16	23	60	90	1.20
-120	1	3~8	16	25.5	80	120	1.40
ADS12-090	1	3~12	23	31	65	90	1.30
ADS16-095	1	5~16	28	35	70	95	1.40
ABT50 ADS12-100	1	3~12	23	31	65	100	4.10
-150	1	3~12	23	38.5	115	150	4.40
ADS16-100	1	5~16	28	34.5	65	100	4.00
ABT40 ADS12D-090	3	3~12	30	36.6	65	90	1.80
ADS16D-090	3	5~16	40	46.5	65	90	1.90

Unit: mm

## Features

- ADS tool holder is suitable for high-speed and high precision cutting. Tool holder designed without nut could reduce cutting vibration.
- Wrench is attached for each ADS tool holder.
- Balancing: 30,000 r.p.m G2.5
- ABT-ADS is produced by order.
- ADS 刀桿適用於高速精密加工。無螺帽設計，降低加工時物件干涉
- 筒夾後拉式設計，操作簡易
- 每支 ADS 刀桿均附 1 支扳手
- 動平衡：30,000 r.p.m G2.5
- ABT-ADS 為訂單生產產品



P33- ADS Collet

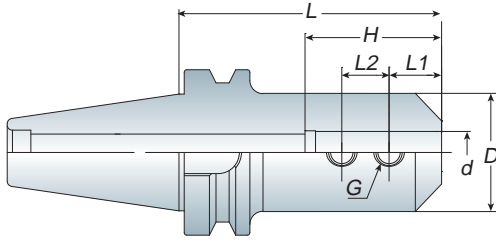
# End Mill Holder

側固端銑刀桿

# SLA

# ABT

Double-Face-Contact series

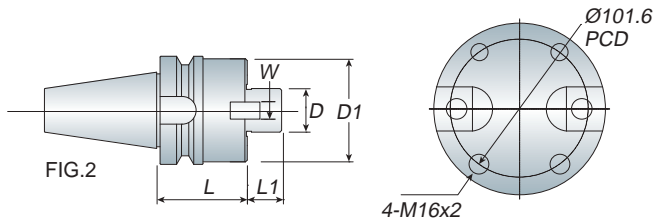
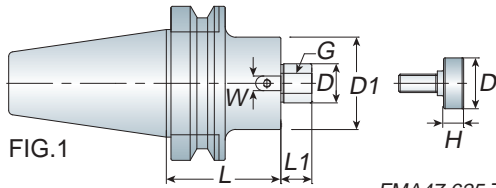


## Features

- For straight shank end mill.
- End mill is held by two set screws.
- End mill holder comes equipped with set screws.
- Balancing: 30,000 r.p.m G2.5
- ABT-SLA is produced by order.
- 適用於夾持直柄銑刀，可用在一般銑削加工
- 夾持銑刀之固定螺絲共 2 個
- 刀桿本身已裝配固定螺絲
- 動平衡：30,000 r.p.m G2.5
- ABT-SLA 為訂單生產品

Model No.	d	D	L	L1	L2	H	G	Weight (kg)
ABT40 SLA06-075/100	6	25	75/100	12	10	32	M6	1.30
SLA08-075/100	8	28	75/100	14	12	36	M8	1.40
SLA10-075/100	10	35	75/100	15	14	40	M10	1.50
SLA12-075/100	12	40	75/100	20	16	45	M10	1.65
SLA14-075/100	14	42	75/100	18	16	45	M10	1.75
SLA16-075/100	16	45	75/100	20	18	50	M10	1.85
SLA20-075/100	20	50	75/100	25	20	60	M12	2.00
SLA25-075/100	25	55	75/100	25	22	65	M12	2.00
SLA32-090	32	60	90	30	22	70	M16	2.00
SLA40-105	40	80	105	30	22	80	M16	3.10
SLA42-105	42	80	105	35	25	80	M20	3.10
ABT50 SLA06-105	6	25	105	12	10	32	M6	4.10
SLA08-105	8	28	105	14	12	36	M8	4.10
SLA10-105	10	35	105	15	14	40	M10	4.20
SLA12-105	12	40	105	20	16	45	M10	4.35
SLA14-105	14	42	105	18	16	45	M10	4.35
SLA16-105	16	45	105	22	18	50	M10	4.45
SLA20-105	20	50	105	25	20	60	M12	4.50
SLA25-105	25	55	105	25	22	65	M12	4.60
SLA32-105	32	60	105	30	22	70	M16	4.70
SLA40-105	40	80	105	30	22	80	M16	5.40
SLA42-105	42	80	105	35	25	80	M20	5.50
SLA50.8-105	50.8	95	105	35	25	90	M20	6.00

Unit: mm



**Features**

- Face mill holder equips with screw and drive keys to assemble the face mill cutter to the holder.
- Face mill cutter must be ordered separately.
- Balancing: 30,000 r.p.m G2.5
- ABT-FMA/FMB is produced by order.
- 每支 FMB 面銑刀桿均附有螺絲及擋耳以裝配面銑刀盤使用
- 面銑刀盤為另購品
- 動平衡：30,000 r.p.m G2.5
- ABT-FMA/FMB 為訂單生產品

Model No.	FIG.	D	D1	D2	L	L1	W	H	G	Weight (kg)
ABT30 FMA25.4-045	1	25.4	45	33	45	20	9.5	13	M12	0.90
FMA31.75-045	1	31.75	58	40	45	22	12.7	13.5	M12	1.30
ABT40 FMA25.4-045/060	1	25.4	60	33	45/60	20	9.5	13	M12	1.70/2.00
FMA31.75-045/060	1	31.75	70	40	45/60	22	12.7	13.5	M12	1.80/2.30
FMA38.1-045	1	38.1	85	50	45	23	15.9	15	M16	2.60
ABT50 FMA25.4-045/105	1	25.4	60	33	45/105	20	9.5	13	M12	4.20/5.30
FMA31.75-045/105	1	31.75	70	40	45/105	22	12.7	13.5	M12	4.40/6.20
FMA38.1-045/075	1	38.1	85	50	45/75	23	15.9	15	M16	4.50/5.90
FMA50.8-045	1	50.8	95	65	45	24	19.05	16	M16	5.00
FMA47.625-075	2	47.625	128.57	-	75	32	25.4	-	-	8.30

Unit: mm



Model No.	FIG.	D	D1	D2	L	L1	W	H	G	Weight (kg)
ABT30 FMB22-045	1	22	56	-	45	18	10	-	M10	0.80
FMB27-045	1	27	64	32	45	20	12	13	M12	1.00
ABT40 FMB22-045/060	1	22	48	-	45/60	18	10	-	M10	1.40/1.60
FMB27-045/060	1	27	60	32	45/60	20	12	13	M12	1.70/2.00
FMB32-045	1	32	63	41	45	21	14	16	M16	1.80
FMB40-045/060	1	40	68	47	45/60	23	16	15	M16	2.00/2.70
ABT50 FMB22-045/105	1	22	48	-	45/105	18	10	-	M10	4.00/4.80
FMB27-045/105	1	27	65	32	45/105	20	12	13	M12	4.30/5.80
FMB32-045/105	1	32	73	41	45/105	21	14	16	M16	4.40/6.60
FMB40-045	1	40	85	47	45	23	16	15	M16	4.60
FMB60-075	2	60	128.57	-	75	32	25.4	-	-	7.30

Unit: mm

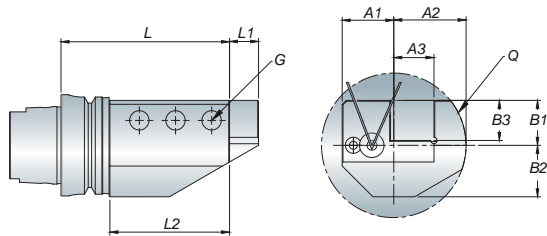


# Square Turning Holder (For external turning and cutting off)

方型刀具用刀桿 (外徑、切斷加工用)

# BH

# HSK-T series



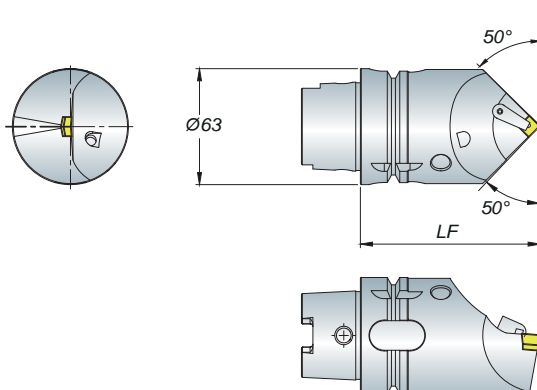
Model No.	L	L1	L2	A1	A2	A3	B1	B2	B3	G	Q	Weight (kg)
HSK63T BH2020R-105	105	20	70	32	45	20	33	32	20	M12	90	2.70
BH2020L-105												
BH2525R-105	105	20	70	32	45	25	28	32	25	M12	90	2.70
BH2525L-105												
HSK100T BH2525R-150	150	20	70	37	59	25	48	43	25	M12	118	9.10
BH2525L-150												

Unit: mm

# 45 Inclined Turning Holder (For external turning and facing)

45度傾斜車刀桿 (外徑、端面加工用)

# DCMNN



Model No.	L	Inserts	Pin	Shim	Wrench	Screw	Clamp	Wrench	Weight (kg)
HSK63T DCMNN-100	100	CN..1204..	MLP46-A	CMS432	PL25	MS630	MC620	PL30	1.70
-140	140								2.70

Unit: mm

## Features

- Each turning holder is assembled a coolant supply unit.
- The nozzle of coolant supply unit could be adjusted
- The maximum pressure of coolant supply unit is 1.5MPa
- 每支方型刀桿皆附一個專用冷卻液管
- 冷卻液管噴嘴方向是可調整的
- 專用冷卻液管耐壓為 1.5MPa

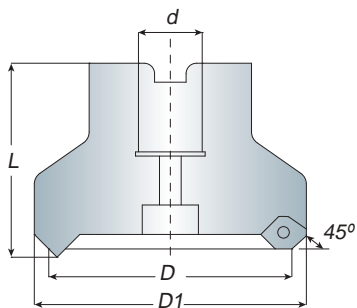
• Notice: To use on the machine with CTS system, the liquid will be possible to spurt from the spindle as the wrong operation. Therefore, it must be used with coolant supply unit together. => refer to P168

• 請注意：用於出水功能的機台時，可能因為失誤操作導致機台主軸噴水。為此，請務必使用專用冷卻液管。=> 請參考 P168

## SE4R45

### Face Mill Cutter

面銑刀盤



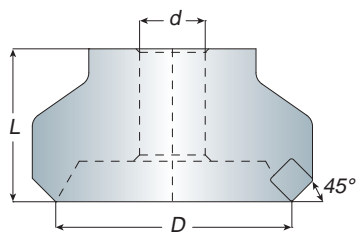
Model No.	Insert	d		D	D1	L	Screw	Wrench
		mm	inch					
50A-SE4R45-4T	SE..1204	22	25.4	50	60	45	M4.5x0.75	T20
63A-SE4R45-5T		22	25.4	63	73	45		
80B-SE4R45-6T		27	25.4	80	90	50		
100B-SE4R45-6T		32	31.75	100	110	50		
125B-SE4R45-7/8/9T		40	38.1	125	135	63		
160C-SE4R45-10T		40	50.8	160	170	63		
200C-SE4R45-12T		60	47.625	200	210	63		
250C-SE4R45-14T		60	47.625	250	260	63		

Unit: mm

## SE545

### Face Mill Cutter

面銑刀盤



Model No.	Insert	d		D	L	Teeth
		mm	inch			
SE545R0304	SE..1504	27	25.4	80	50	4
SE545R0405		32	31.75	100	55	5
SE545R0506		40	38.1	125	55	6
SE545R0608		40	50.8	160	60	8
SE545R0810		60	47.625	200	60	10
SE545R1012		60	47.625	250	65	12
SE545R1214		60	47.625	305	65	14
SE545R1416		60	47.625	356	65	16
SE545R0407		32	31.75	100	55	7
SE545R0509		40	38.1	125	55	9
SE545R0611		40	50.8	160	60	11
SE545R0814		60	47.625	200	60	14
SE545R1018		60	47.625	250	65	18
SE545R1222		60	47.625	305	65	22
SE545R1426		60	47.625	356	65	26

Unit: mm

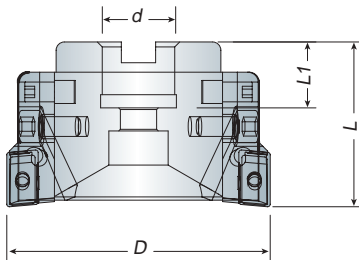
Locator	Insert Clamp	Clamp Screw	Locator Screw	Washer	Wrench
SEL60-10	CP50-7	CS70-1	CS70-2	CS70-3	TW040

# Shell Type Orthogonal Aluminum Alloy Cutter

直角鋁合金銑刀盤

AAP

Accessories



Model No.	Insert	d	D	L	L1	Teeth	Screw	Wrench
AAP-06303R-22	AP..1604	22	63	63	20	3	TS4004	T15
AAP-08004R-22		22	80		23	4		
AAP-10006R-27		27	100	50	28	6		
AAP-12508R-32		32	125		28	8		
AAP-16008R-40		40	160		32	8		
AAP-20010R-40		40	200		32	10		
AAP-25010R-40		40	250	55	32	10		
AAP-31512R-40		40	315		32	12		
AAP-35016R-40		40	350		32	16		

Unit: mm

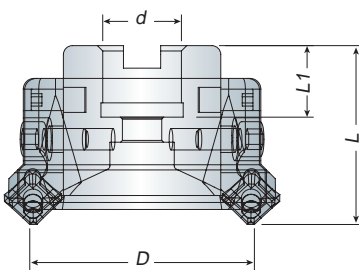


Insert Holder	Insert Holder Screw	Adj. Screw
AAP-G01	TSI601	S6-LR

# 45° Shell Type Aluminum Alloy Cutter

45° 鋁合金面銑刀盤

AKM



Model No.	Insert	d	D	L	L1	Teeth	Screw	Wrench
AKM-06304R-22	SEH..1204	22	63	50	22	4	TS5006	T20
AKM-08004R-22		22	80		23	4		
AKM-10006R-27		27	100		28	6		
AKM-12508R-32		32	125		28	8		
AKM-16008R-40		40	160		32	8		
AKM-20010R-40		40	200		32	10		
AKM-25012R-40		40	250	55	32	12		
AKM-31514R-40		40	315		32	14		
AKM-35012R-40		40	350		32	12		

Unit: mm

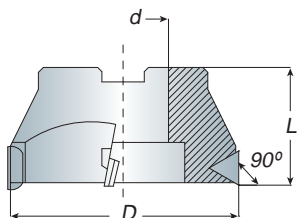


Insert Holder	Insert Holder Screw	Adj. Screw
AKM-G01	TSI601	S6-LR

## TPR

### Face Mill Cutter

面銑刀盤



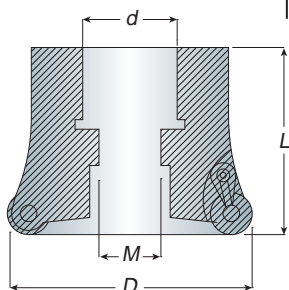
Model No.	Insert	d	D	L	Teeth	Clamp	Shim	Shim Screw	Key (mm)	Wrench
TPR-50	TPMN160308	22	50	50	3	Y-TPR4	-	-	4	YA-L5
TPR-63S-22		22	63	50	4					
TPR-63	TPMN220412	25.4	63	50	3	Y-TPR5	Y-TPR2	Y-TPR1	5	
TPR-63(+)		25.4	63	50	3					
TPR-63-4T	TPMN160308	25.4	63	50	4	Y-TPR4	-	-	4	
TPR-03	TPMN220412	25.4	80	55	4	Y-TPR5	Y-TPR2	Y-TPR1	5	
TPR-04		31.75	100	60	5					
TPR-05		38.1	125	60	6					
TPR-06		50.8	160	60	7					
TPR-08		47.625	200	65	8					
TPR-10		47.625	250	65	9					

Unit: mm

## RD

### Corner Rounding Cutter

圓刀銑刀盤



Model No.	Insert	Dimension				Teeth	Screw	Clamp	Wrench
		d	D	M	L				
RD103-D504-22.0	RD..1003..	22	50	11	40	4	MS3509A	MC35-3V	T15
RD103-D505-22.0		22	50	11	40	5			
RD103-D635-25.4		25.4	63	13	50	5			
RD103-D636-25.4		25.4	63	13	50	6			

Unit: mm

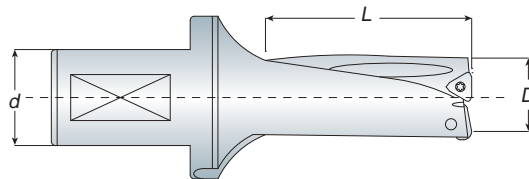


# Rapid Drills Throw-Away Inserts

Dx2 捨棄式快速鑽頭

# WCMX

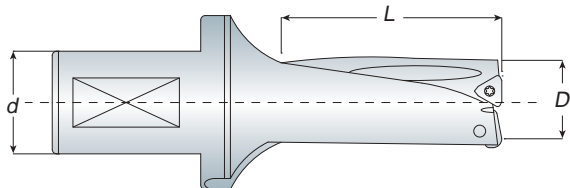
# Accessories



## Features

- When ordering 14WCMX ~ 24WCMX, please specify the shank size (d).
- Insert must be ordered separately.
- 訂購 14WCMX ~ 24WCMX 時，請確認柄徑 (d) 規格
- 刀片為另購品

Model No.	Insert	d	D	L (Dx2)	Screw	Wrench
14WCMX	WCMX030208	25	14	28	M2.5x0.45	T8
15WCMX			15	30		
16WCMX			16	32		
17WCMX			17	34		
18WCMX			18	36		
19WCMX			19	38		
20WCMX	WCMX040208		20	40		
21WCMX			21	42		
22WCMX			22	44		
23WCMX			23	46		
24WCMX			24	48		
14WCMX	WCMX030208	32	14	28	M2.5x0.45	T8
15WCMX			15	30		
16WCMX			16	32		
17WCMX			17	34		
18WCMX			18	36		
19WCMX			19	38		
20WCMX	WCMX040208		20	40		
21WCMX			21	42		
22WCMX			22	44		
23WCMX			23	46		
24WCMX			24	48		
25WCMX	WCMT050308	32	25	50	M3.0x0.5	T10
26WCMX			26	52		
27WCMX			27	54		
28WCMX			28	56		
29WCMX			29	58		
30WCMX			30	60		
31WCMX	WCMT06T308	32	31	62	M3.5x0.6	T15
32WCMX			32	64		
33WCMX			33	66		
34WCMX			34	68		
35WCMX			35	70		
36WCMX			36	72		
37WCMX			37	74		
38WCMX	WCMT06T308	40	38	76	M3.5x0.6	
39WCMX			39	78		
40WCMX			40	80		
41WCMX			41	82		
42WCMX			42	84		
43WCMX	WCMT080412	40	43	86	M4.0x0.7	T15
44WCMX			44	88		
45WCMX			45	90		
46WCMX			46	92		
47WCMX			47	94		
48WCMX			48	96		
49WCMX			49	98		
50WCMX			50	100		
51WCMX			51	102		
52WCMX			52	104		
53WCMX			53	106		
54WCMX			54	108		
55WCMX	WCMT06T308	40	55	110	M3.5x0.6	
56WCMX			56	112		
57WCMX			57	114		
58WCMX			58	116		
59WCMX			59	118		
60WCMX			60	120		
61WCMX			61	122		
62WCMX			62	124		
63WCMX			63	126		
64WCMX			64	128		



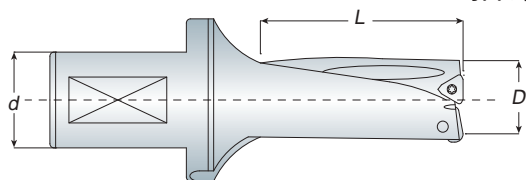
Model No.	Insert	d	D	L (Dx3)	Screw	Wrench
14WCMX	WCMX030208	25	14	42	M2.5x0.45	T8
15WCMX			15	45		
16WCMX			16	48		
17WCMX			17	51		
18WCMX			18	54		
19WCMX	19	57				
20WCMX	WCMX040208	25	20	60	M2.5x0.45	T8
21WCMX			21	63		
22WCMX			22	66		
23WCMX			23	69		
24WCMX			24	72		
14WCMX	WCMX030208	32	14	42	M2.5x0.45	T8
15WCMX			15	45		
16WCMX			16	48		
17WCMX			17	51		
18WCMX			18	54		
19WCMX	19	57				
20WCMX	WCMX040208	32	20	60	M2.5x0.45	T8
21WCMX			21	63		
22WCMX			22	66		
23WCMX			23	69		
24WCMX			24	72		
25WCMX	WCMT050308	32	25	75	M3.0x0.5	T10
26WCMX			26	78		
27WCMX			27	81		
28WCMX			28	84		
29WCMX			29	87		
30WCMX	30	90				
31WCMX	WCMT06T308	32	31	93	M3.5x0.6	T15
32WCMX			32	96		
33WCMX			33	99		
34WCMX			34	102		
35WCMX			35	105		
36WCMX			36	108		
37WCMX			37	111		
38WCMX	WCMT06T308	40	38	114	M3.5x0.6	T15
39WCMX			39	117		
40WCMX			40	120		
41WCMX			41	123		
42WCMX			42	126		
43WCMX	WCMT080412	40	43	129	M4.0x0.7	T15
44WCMX			44	132		
45WCMX			45	135		
46WCMX			46	138		
47WCMX			47	141		
48WCMX			48	144		
49WCMX			49	147		
50WCMX			50	150		
51WCMX			51	153		
52WCMX			52	156		
53WCMX			53	159		
54WCMX			54	162		
55WCMX	WCMT06T308	40	55	165	M3.5x0.6	T15
56WCMX			56	168		
57WCMX			57	171		
58WCMX			58	174		
59WCMX			59	177		
60WCMX			60	180		
61WCMX			61	183		
62WCMX			62	186		
63WCMX			63	189		
64WCMX			64	192		

## Features

- When ordering 14WCMX ~ 24WCMX, please specify the shank size (d).
- Insert must be ordered separately.
- 訂購 14WCMX ~ 24WCMX 時，請確認柄徑 (d) 規格
- 刀片為另購品

# Rapid Drills Throw-Away Inserts

Dx4 捨棄式快速鑽頭



Model No.	Insert	d	D	L (Dx4)	Screw	Wrench
14WCMX	WCMX030208	32	14	56	M2.5x0.45	T8
16WCMX			16	64		
19WCMX			19	76		
20WCMX	WCMX040208	32	20	80		
21WCMX			21	84		
22WCMX			22	88		
23WCMX			23	92		
24WCMX			24	96		
25WCMX	WCMT050308	40	25	100	M3.0x0.5	T10
26WCMX			26	104		
27WCMX			27	108		
28WCMX			28	112		
29WCMX			29	116		
34WCMX	WCMT06T308	34	136	M3.5x0.6	T15	
39WCMX	WCMT06T308	40	39	156	M3.5x0.6	T15
41WCMX			41	164		
43WCMX	WCMT080412	40	43	172	M4.0x0.7	T15
44WCMX			44	176		
47WCMX			47	188		
50WCMX			50	200		
54WCMX			54	216		
59WCMX	WCMT06T308	59	236	M3.5x0.6	T15	

Unit: mm

# WCMX

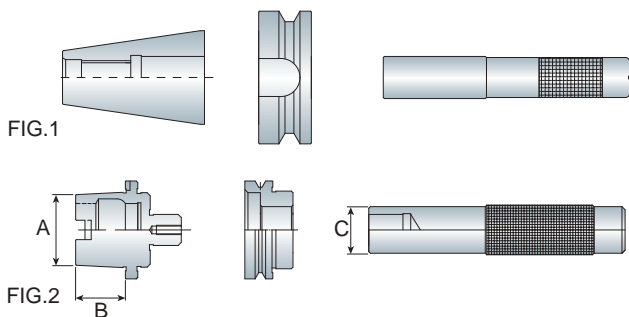
## Accessories



- Insert must be ordered separately.
- 刀片為另購品

# Modular Concentricity Test Gauge

三點組合模具



Model No.	FIG.	Taper Shank	A	B	C	Weight (kg)
BT30 A.T.C.	1	MAS403-BT	-	-	-	0.60
BT40 A.T.C.			-	-	-	1.30
BT50 A.T.C.			-	-	-	4.30
SK30 A.T.C.	1	SK-DIN69871A	-	-	-	0.60
SK40 A.T.C.			-	-	-	1.10
SK50 A.T.C.			-	-	-	3.40
CAT30 A.T.C.	1	CAT	-	-	-	0.60
CAT40 A.T.C.			-	-	-	1.10
CAT50 A.T.C.			-	-	-	3.40
HSK50A A.T.C.	2	HSK	50	25	25	1.10
HSK63A A.T.C.			63	32	30	1.70
HSK100A A.T.C.			100	50	40	4.70

Unit: mm

# A.T.C.



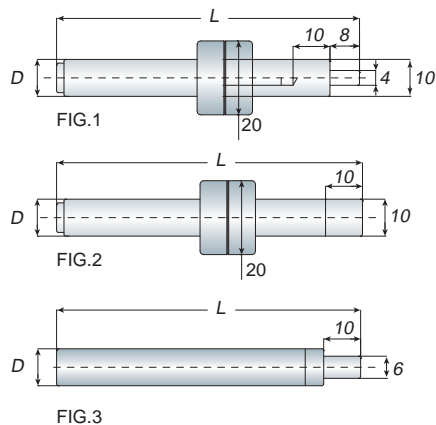
- Use for test the A.T.C. device of machine center.

## EDGE FINDER



### Mechanical Type

機械式尋邊器



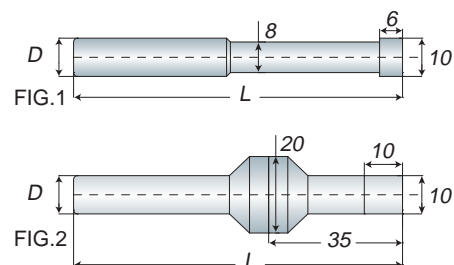
Model No.	FIG.	D	L	Weight (kg)
PM10-FIG.1	1	10	90	0.10
PM10-FIG.2	2	10	82.8	0.10
ME-610	3	10	65	0.05

Unit: mm



### Ceramic Type

陶瓷尋邊器



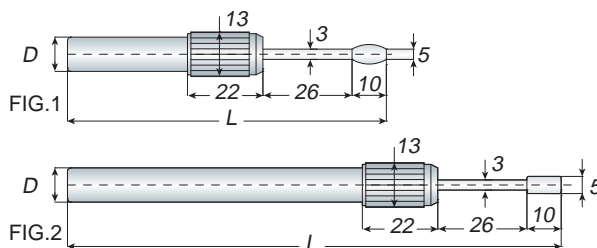
Model No.	FIG.	D	L	Weight (kg)
WH-1010	1	10	86	0.05
WH-1020	2	10	83	0.10

Unit: mm

- Nonmagnetic and made of ceramic.
- 具有不導磁之特性並使用全陶瓷之材質

### Rotary Type

迴轉式尋邊器



Model No.	FIG.	D	L	Weight (kg)
ME-P1	1	10	93	0.05
ME-P2	2	10	144	0.10
ME-P1+P2	-	-	-	0.15

Unit: mm

- The edge finder has made rust prevention processing.
- 迴轉式尋邊器已做特殊防鏽處理

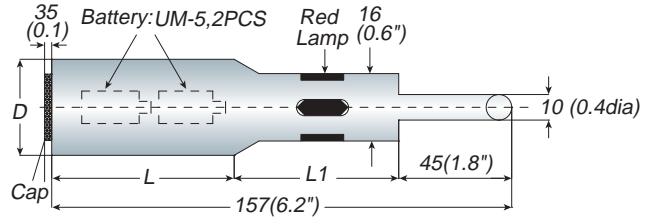


# High Sensitive Electronic Edge Finder

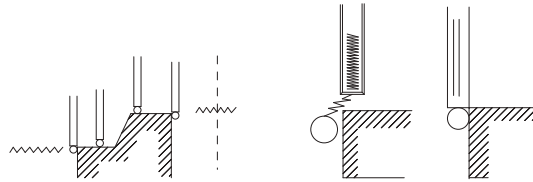
光電式尋邊器

PM

Accessories



- High sensitive edge sensor with red LED lamp and beep sound.
- Instant indication by red LED lamp at very light contact of sensor ball with workpiece.



- Easy location of work face, O.D/I.D
- Spring-retained sensor ball protects the unit against over-run.

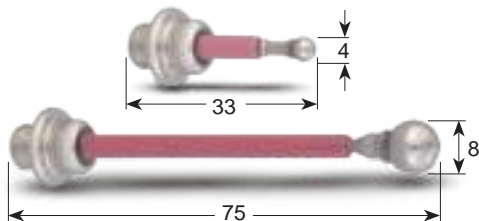
Model No.	D	L	L1	Weight (kg)
PM20	20	77	35	0.35
PM32	32	71	41	0.70
PM3/4"	19.05 (3/4")	77	35	0.35
PM1-1/4"	31.75 (1-1/4")	71	41	0.70

Unit: mm

# Sensor-Haimer

萬向尋邊器

3D



Model No.	Code No. (HAIMER)	Accuracy	Weight (kg)
3D Sensor (3D 尋邊器)	80.360.00	0.01mm	1.00
3D Short Needle (3D 短針)	80.362.00	-	0.01
3D Long Needle (3D 長針)	80.363.00	-	0.02

Unit: mm



Fig.1



Fig.2



Fig.3



Fig.4

Model No.	FIG.	Setting High	Weight (kg)
ZIP50A	1	50mm + -0.005	1.30
ASM50	2	50mm + -0.005	1.30
ZAP50	3	50mm + -0.005	1.00
ZM50A	4	50mm + -0.005 (Magnetism/ 有磁性)	1.00
ZM50B	4	50mm + -0.005 (No Magnetism/ 無磁性)	1.00

Unit: mm

- Easy, quick and simple for setting tool length on the machine center.
- Base with magnetic.
- 在電腦銑床上設定刀長用
- 底座具有磁性



Fig.1



Fig.2

Model No.	FIG.	Setting High	Weight (kg)
ASM100	1	100mm + -0.005	1.80
ANZD100	2	100mm + -0.005	2.50

Unit: mm

# Tool Stand

刀具架




FIG.1

FIG.2

- HSK Shank size as your special enquiry.
- Tool stand provides economical and convenient way to store your tool holders.
- The tool sheath can be replaced.

Model No.	Shank Size	Tool Capacity
#30 TOOL STAND-FIG.1	BT/NT/SK/CAT30	64PCS
#40 TOOL STAND-FIG.1	BT/NT/SK/CAT40	56PCS
#50 TOOL STAND-FIG.1	BT/NT/SK/CAT50	48PCS
#30 TOOL STAND-FIG.2	BT/NT/SK/CAT30	128PCS
#40 TOOL STAND-FIG.2	BT/NT/SK/CAT40	112PCS
#50 TOOL STAND-FIG.2	BT/NT/SK/CAT50	96PCS

Unit: mm

# Tool Sheath

刀具盒



Model No.	Shank Size	Size (mm)	Weight (kg)
#30 TOOL SHEATH	BT/NT/SK/CAT30	64Wx137Dx48H	0.15
#40 TOOL SHEATH	BT/NT/SK/CAT40	74Wx137Dx63H	0.15
#50 TOOL SHEATH	BT/NT/SK/CAT50	104Wx137Dx93H	0.15

Unit: mm



FIG.2

- Easy to move and provides convenient way to store your tool holder and any accessories.
- The tool sheath can be replaced.

# Tool Trolley

刀具車

Model No.	Shank Size	Tool Capacity	Drawer	Weight (kg)
#30 TOOL TROLLEY-FIG.1	BT/NT/SK/CAT30	32 PCS	x	39.00
#40 TOOL TROLLEY-FIG.1	BT/NT/SK/CAT40	28 PCS	x	39.00
#50 TOOL TROLLEY-FIG.1	BT/NT/SK/CAT50	20 PCS	x	39.00
HSK63A TOOL TROLLEY-FIG.1	HSK63A	24 PCS	x	39.00
#30 TOOL TROLLEY-FIG.2	BT/NT/SK/CAT30	32 PCS	2 SETS	64.00
#40 TOOL TROLLEY-FIG.2	BT/NT/SK/CAT40	28 PCS	2 SETS	64.00
#50 TOOL TROLLEY-FIG.2	BT/NT/SK/CAT50	20 PCS	2 SETS	64.00
HSK63A TOOL TROLLEY-FIG.2	HSK63A	24 PCS	2 SETS	64.00

Unit: mm

## Tool Locking Devive

立臥兩用鎖刀座



- To be used for fixing the tools on the tool holder.
- Horizontal or vertical locking device selection is for quick and simple operations.

Model No.	Taper Shank	Weight (kg)
BT30 鎖刀座 (BT30-100-000)	MAS403-BT	4.10
BT40 鎖刀座 (BT40-100-001)		4.20
BT50 鎖刀座 (BT50-100-003)		8.90
SK30 鎖刀座 (SK30-100-000)	SK-DIN69871A	4.10
SK40 鎖刀座 (SK40-100-001)		4.20
SK50 鎖刀座 (SK50-100-003)		8.90
CAT30 鎖刀座 (CAT30-100-000)	CAT	4.10
CAT40 鎖刀座 (CAT40-100-001)		4.20
CAT50 鎖刀座 (CAT50-100-003)		8.90

Unit: mm

## Spindle Taper Wipers

主軸清潔棒



FIG.1



FIG.2

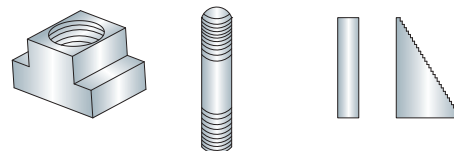
- Made of plastic and wool.
- The spindle taper wiper can quick-clean machine spindle.

Model No.	FIG.	Taper No.	Weight (kg)
CA-30	1	#30	0.15
CA-40		#40	0.15
CA-50		#50	0.25
CA-HSK40A+C+E	2	HSK40A+C+E	0.20
CA-HSK50A+C+E		HSK50A+C+E	0.20
CA-HSK63A+C+E		HSK63A+C+E	0.20
CA-HSK100A+C+E		HSK100A+C+E	0.75

Unit: mm

## CK 52PCS Clamping Kit

萬能夾具組



- 適用於各型機械工作台面 T 型槽之規格，專為模具、治具板等固定使用
- 24pcs Stud. Each Size with 4pcs: 3",4",5",6",7",8"
- 6pcs Table Slot (T-slot)
- 6pcs Flanged Nuts
- 4pcs Coupling Nuts
- 6pcs Step Clamps
- 6pcs Step Blocks
- 英制螺絲桿規格長度分別有 3",4",5",6",7",8" 各 4 支
- 6 個 T 型螺帽
- 6 個法蘭螺帽
- 4 個接頭螺帽
- 6 個齒型壓版
- 6 個齒型墊版

Model No.	T-slot	Stud Size	Step Block Width	Weight (kg)
CK-103A	7/16	3/8"-16	1"	7.00
CK-103B	1/2		(STB14, STB24 ,STB34)"	7.00
CK-103C	9/16			7.00
CK-104A	9/16	1/2"-12	1" or 1-1/4"	10.50
CK-104B	5/8	or	(STB14, STB24 ,STB34)	10.50
CK-104C	9/16	1/2"-13	or (STB15, STB25 ,STB35)	10.50
CK-105A	11/16	5/8"-11	1" or 1-1/4"	12.50
CK-105B	3/4		(STB14, STB24 ,STB34)	12.50
CK-105C	13/16		or (STB15, STB25 ,STB35)	12.50
CK-08	10	M8x1.25P	1" (STB14, STB24 ,STB34)	7.30
CK-10	12	M10x1.50P	1" (STB14, STB24 ,STB34)	8.00
CK-12A	14	M12x1.75P	1" (STB14, STB24 ,STB34)	10.00
CK-12B	16		10.00	
CK-14	16	M14x2.0P	1" (STB14, STB24 ,STB34)	11.50
CK-16	18	M16x2.0P	1" (STB14, STB24 ,STB34)	13.00
CK-18	20	M18x2.5P	1-1/2"	25.70
CK-20	22	M20x2.5P	1-1/2"	27.70

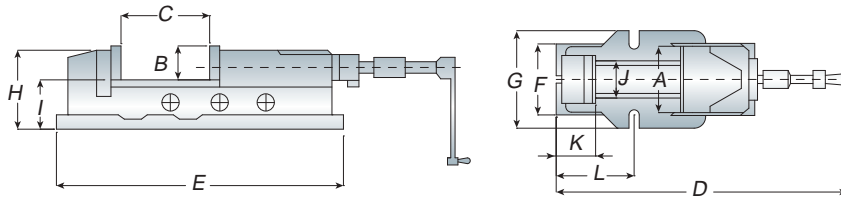
Unit: mm

# Hydraulic Machine Vise

油壓內藏式虎鉗

# HP

# Accessories



Model No.	A	B	C	D	E	F	G	H	I	J	K	L	Weight (kg)
HP-4"	105	36	170	760	440	135	170	95	58	80	95	147	25
HP-5"	130	48	220	920	550	175	207	120	70	97	107	195	47
HP-6"	150	53	300	1003	620	182	225	135	82	116	117	210	65
HP-8"	200	62	300	1112	680	260	280	162	100	160	150	260	108

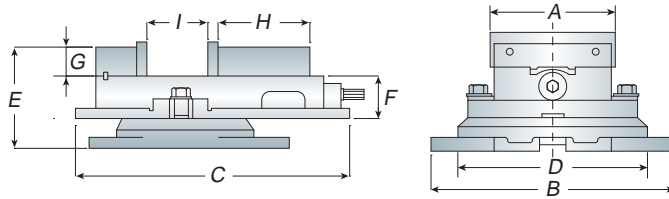
Unit: mm

- Quick of clamping, locking and easy to operate.
- When ordering, please advice the vise with swivel base (W) or without swivel base(W/O).
- 請於訂購時，確認虎鉗為有底 (W) 或無底 (W/O)

# Precision Angle Lock Machine Vise

角固式虎鉗

# SAV



Model No.	A	B	C	D	E	F	G	H	I	Weight (kg)
SAV-4"	106	175	320	230	120	60	28	102	100	23
SAV-5"	138	210	358	250	128	66	32	130	115	30
SAV-6"	155	215	420	300	152	72	40	140	154	45
SAV-8"	206	310	588	380	193	82	52	170	200	78

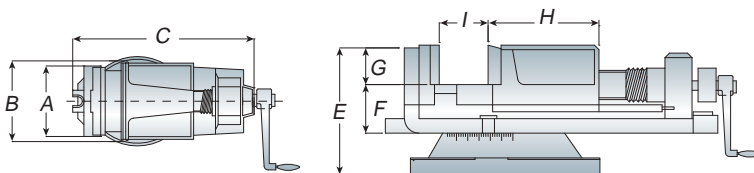
Unit: mm

- Quick of clamping, locking and easy to operate.
- When ordering, please advice the vise with swivel base (W) or without swivel base(W/O).
- 請於訂購時，確認虎鉗為有底 (W) 或無底 (W/O)

# K-type Machine Vise

K 型虎鉗

# SKV

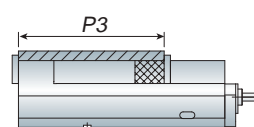
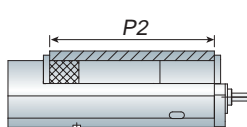
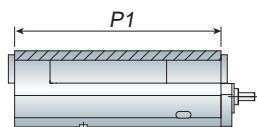
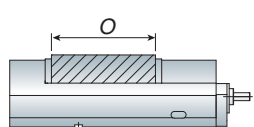
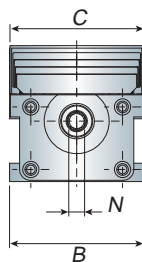
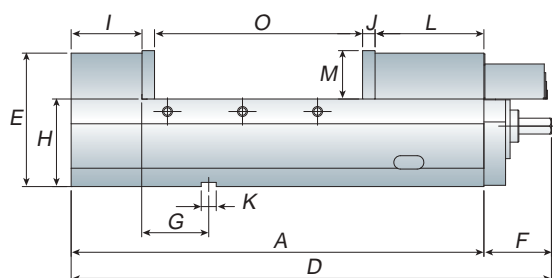


Model No.	A	B	C	E	F	G	H	I	Weight (kg)
SKV-4"	100	120	300	110	55	38	90	62	12
SKV-5"	125	160	380	135	60	40	115	80	16
SKV-6"	150	190	460	150	65	43	135	115	28
SKV-8"	200	240	620	185	85	60	190	150	56

Unit: mm

- Quick of clamping, locking and easy to operate.
- When ordering, please advice the vise with swivel base (W) or without swivel base(W/O).
- 請於訂購時，確認虎鉗為有底 (W) 或無底 (W/O)

提供您選擇四種不同夾持方式(外側鉗口為特殊附件)



## Features

- Welllock MC Machine Vise is most suitable for VMC & HMC.
- Welllock Semi-spherical segment eliminate deflection and lift.
- Rigid and tensile ductile iron FCD-60 (80,000PSI) vise body. Slide surface flame hardened to HS65° to maintain the accuracy. S50C jaw-plate has been Carburizing heat treated the hardness to HRC54°.
- 4 different clamping positions.
- Unique design facilitates the evacuation of chips.
- 角固式精密虎鉗，適用於立 / 臥式綜合銑切削加工中心機上使用
- 角固式半圓球可產生角固下鎖之力，可消除鉗口板上浮和工件傾斜
- 虎鉗本台使用強而有力的球狀石墨鑄鐵 FCD-60 (80,000PSI) 抗張力強，不易變形；本台滑動面均經高週波硬化熱處理 HS65° 以上，強化滑動面的耐磨性與精度；鉗口均採用 S50C 材質，再經滲碳熱處理使其硬度達 HRC54° 以上
- 虎鉗擁有四種不同的夾持開口應用位置來供客戶選擇
- 獨特防屑與排屑設計，防止鐵屑進入虎鉗內部並且容易排出虎鉗內部，延長使用期限

Dimensions for 4 Jaw Plate Positions

Model No.	A	B	C	D	E	F	G	H	I	J
AVC-130G	455	131	130	545	147	90	55	95	70	15
AVC-160G	560	161	160	675	160	115	65	105	85	15
AVC-200G	580	201	200	708	170	128	85	110	90	18
AVC-130HV	455	131	130	545	147	90	55	95	70	15
AVC-160HV	560	161	160	675	160	115	65	105	85	15
AVC-200HV	580	201	200	708	170	128	85	110	90	18

Unit: mm

Model No.	K	L	M	N	O	P1	P2	P3	Weight (kg)
AVC-130G	18	115	55	19	230	180~430	180~340	180~290	48
AVC-160G	18	130	58	19	250	240~545	240~435	240~395	68
AVC-200G	18	150	63	19	290	290~550	290~430	290~370	75
AVC-130HV	18	115	55	19	230	180~430	180~340	180~290	48
AVC-160HV	18	130	58	19	250	240~545	240~435	240~395	68
AVC-200HV	18	150	63	19	290	290~550	290~430	290~370	75

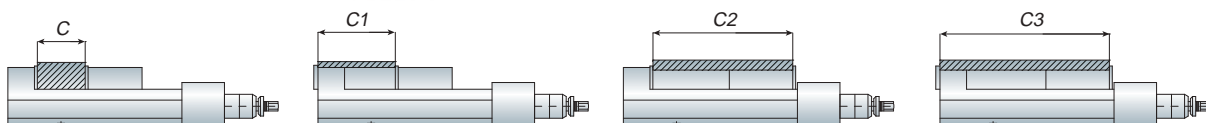
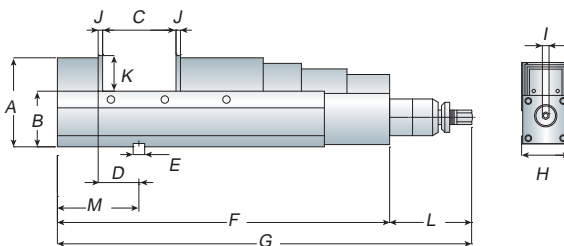
Unit: mm

# Multi-Power CNC Precision Fixed Angle Vise

多功能角固式精密倍力增壓虎鉗

# HPAC

# Accessories



Dimensions for 4 Jaw Plate Positions

- Extremely high accuracy
- Adjustable clamping force: 0 ~ 8000KGS

Model No.	A	B	C	C1	C2	C3	D	E	F
HPAC-130	147	95±0.01	0~190	70~260	115~305	185~375	80±0.02	18	475
HPAC-160	160	105±0.01	0~240	85~325	140~375	220~460	80±0.02	18	560
HPAC-200	170	110±0.01	0~285	90~380	155~440	240~530	100±0.02	18	635

Unit: mm

Model No.	Max. Clamping Force	G	H	I	J	K	L	M	Weight (kg)
HPAC-130	6000kg	583	131	19	15	55	120	150	47
HPAC-160	8000kg	670	161	19	15	58	120	165	65
HPAC-200	8000kg	743	201	19	18	63	120	197	95

Unit: mm



## Artistic Drill Re-Sharpening Machine

鑽頭研磨機

- Only three steps.
- Using a taper diamond wheel for grinding, no need for re-trim.
- Fast and accurate sharpening.
- 鑽頭一次夾持，可將鑽刃鋒、鑽腹、餘隙角（後斜角）中心靜點，精準地一次研磨完成
- 鑽頭研磨操作容易又安全，無危險性

Model No.	Grinding Range	Front End Angle	Power Supply	Motor Speed	Dimension	Weight (kg)
YD-313	Ø2~13	90°~145°	AC-110/220	5000RPM	37x30x20cm	10
YD-1226	Ø12~26	90°~145°	AC-110/220	3600RPM	43x30x25cm	22
YD-0832	Ø8~32	90°~145°	AC-110/220	3600RPM	45x30x25cm	26

Unit: mm

## Tool Presetter

刀具預調儀

型號 /Model No.		AW-HB300	
量測範圍 /Range of Measurement		直徑 (X): 300mm	高度 (Y): 60~360mm
數顯解析度 -X 值 /Resolution-X Axis		0.005mm	
數顯解析度 -Y 值 /Resolution-Y Axis		0.005mm	
主軸錐度 /Taper Shank		標準 Standard: #50	選配 Optional: #40,#30
電源 /Power Supply		AC110V/220V	50HZ/60HZ
尺寸 /Dimension (mm)		860Lx560Wx900H	
重量 /Weight		N.W. 104kgs / G.W. 139kgs	
標準配件 Standard Accessories	顯示器 /Readout Device	Digital Readout (光學尺)	
	校正棒 /Test Bar	BT50 Dia: 40mm L: 315mm	
	百分錶 /Dial Gauge	2PCS	



型號 /Model No.		AW-H300	
量測範圍 /Range of Measurement		直徑 (X): 300mm	高度 (Y): 60~440mm
數顯解析度 -X 值 /Resolution-X Axis		0.005mm	
數顯解析度 -Y 值 /Resolution-Y Axis		0.005mm	
主軸錐度 /Taper Shank		標準 Standard: #50	選配 Optional: #40,#30
電源 /Power Supply		AC110V/220V	50HZ/60HZ
尺寸 /Dimension (mm)		860Lx560Wx950H	
重量 /Weight		N.W. 107kgs / G.W. 142kgs	
標準配件 Standard Accessories	顯示器 /Readout Device	Digital Readout (光學尺)	
	校正棒 /Test Bar	BT50 Dia: 40mm L: 315mm	
	百分錶 /Dial Gauge	2PCS	



型號 /Model No.		AW-XZ400	
量測範圍 /Range of Measurement		直徑 (X): 400mm	高度 (Y): 60~440mm
數顯解析度 -X 值 /Resolution-X Axis		0.005mm	
數顯解析度 -Y 值 /Resolution-Y Axis		0.005mm	
主軸錐度 /Taper Shank		標準 Standard: #50	選配 Optional: #40,#30
電源 /Power Supply		AC110V/220V	50HZ/60HZ
尺寸 /Dimension (mm)		930Lx600Wx950H	
重量 /Weight		N.W. 110kgs / G.W. 155kgs	
標準配件 Standard Accessories	顯示器 /Readout Device	Digital Readout (光學尺)	
	校正棒 /Test Bar	BT50 Dia: 40mm L: 315mm	
	百分錶 /Dial Gauge	2PCS	





## Sleeve

轉換套筒

## Accessories



Model No.	Description
BT50-TA40	Spindle taper #50 to #40
-TA30	Spindle taper #50 to #30

Model No.	Description
BT40-TA30	Spindle taper #40 to #30

## Cabinet

儲存櫃



Model No.	Cabinet
長 x 寬 x 高	760Lx500Wx680H mm
適用刀具預調儀 /Suit for	AW-HB300/AW-H300/AW-XZ400
重量	55kgs

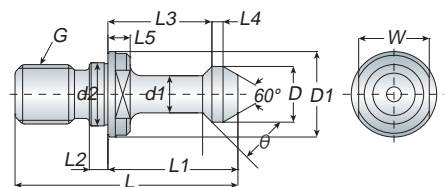


組合示意圖

## MAS 403-BT

### Pull Stud

拉桿 / 拉頭

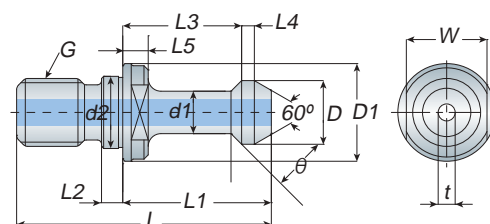


Model No.	L	L1	L2	L3	L4	L5	D	D1	d1	d2	W	G	θ	Weight (kg)
BT30 30	43	23	4	18	2.5	5	11	16.5	7	12.5	13	M12	60	0.04
BT30 45	43	23	4	18	2.5	5	11	16.5	7	12.5	13	M12	45	0.04
BT30 60	43	23	4	18	2.5	5	11	16.5	7	12.5	13	M12	60	0.04
BT40 30	60	35	5	28	3	6	15	23	10	17	19	M16	60	0.08
BT40 45	60	35	5	28	3	6	15	23	10	17	19	M16	45	0.08
BT40 60	60	35	5	28	3	6	15	23	10	17	19	M16	60	0.08
BT40 90	60	35	5	28	3	6	15	23	10	17	19	M16	90	0.08
BT50 30	85	45	8	35	5	10	23	38	17	25	30	M24	60	0.30
BT50 45	85	45	8	35	5	10	23	38	17	25	30	M24	45	0.30
BT50 60	85	45	8	35	5	10	23	38	17	25	30	M24	60	0.30
BT50 90	71	31	8	23	5	10	24	36	18	25	30	M24	90	0.30
BT50 90L	85	45	8	35	5	10	23	38	17	25	30	M24	90	0.30

Unit: mm

### Pull Stud - Coolant Type

中心出水



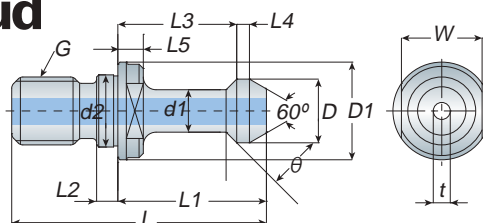
Model No.	L	L1	L2	L3	L4	L5	D	D1	d1	d2	W	G	t	θ	Weight (kg)
BT30 30-COOLANT	43	23	4	18	2.5	5	11	16.5	7	12.5	13	M12	2.5	60	0.03
BT30 45-COOLANT	43	23	4	18	2.5	5	11	16.5	7	12.5	13	M12	2.5	45	0.03
BT30 60-COOLANT	43	23	4	18	2.5	5	11	16.5	7	12.5	13	M12	2.5	60	0.03
BT40 30-COOLANT	60	35	5	28	3	6	15	23	10	17	19	M16	4	60	0.07
BT40 45-COOLANT	60	35	5	28	3	6	15	23	10	17	19	M16	4	45	0.07
BT40 60-COOLANT	60	35	5	28	3	6	15	23	10	17	19	M16	4	60	0.07
BT40 90-COOLANT	60	35	5	28	3	6	15	23	10	17	19	M16	4	90	0.07
BT50 30-COOLANT	85	45	8	35	5	10	23	38	17	25	30	M24	6	60	0.30
BT50 45-COOLANT	85	45	8	35	5	10	23	38	17	25	30	M24	6	45	0.30
BT50 60-COOLANT	85	45	8	35	5	10	23	38	17	25	30	M24	6	60	0.30
BT50 90-COOLANT	71	31	8	23	5	10	24	36	18	25	30	M24	6	90	0.30
BT50 90L-COOLANT	85	45	8	35	5	10	23	38	17	25	30	M24	6	90	0.30

Unit: mm

## ADS

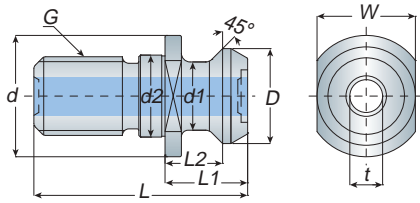
### Pull Stud

專用拉頭



Model No.	L	L1	L2	L3	L4	L5	D	D1	d1	d2	W	G	t	θ	Weight (kg)
BT40 45 (t=5.2)	60	35	5	28	3	6	15	23	10	17	19	M16	5.2	45	0.07
BT50 45 (t=7.5)	85	45	8	35	5	10	23	38	17	25	30	M24	7.5	45	0.30

Unit: mm



## Pull Stud

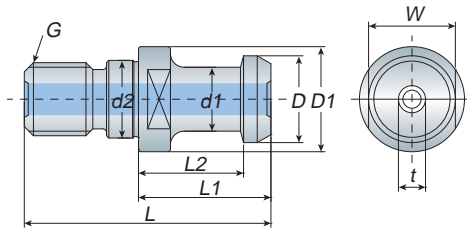
拉桿 / 拉頭

# MAZAK

# Accessories

Model No.	L	L1	L2	D	d	d1	d2	W	G	t	Weight (kg)
BT40 MAZAK	44.1	19.1	14.03	18.8	22	12.45	17	19	M16	7	0.06
BT50 MAZAK	65.2	25.2	17.56	29	36	20.83	25	30	M24	10	0.20

Unit: mm



## Pull Stud

拉桿拉頭

# P323-1

(JIS B6339-89)

Model No.	L	L1	L2	D	D1	d1	d2	W	t	Weight (kg)
P323-1	54	29	23	19	23	14	17	19	7	0.08

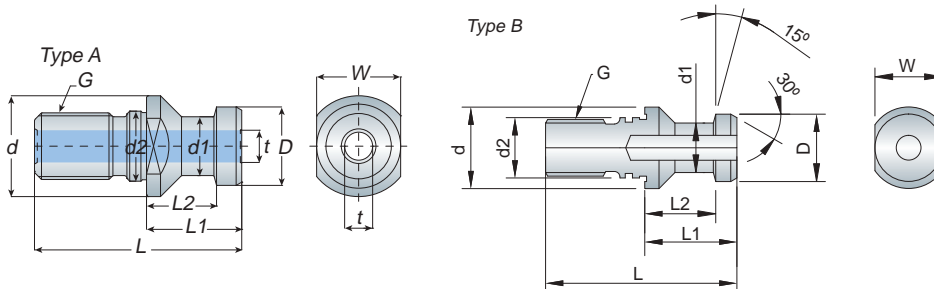
Unit: mm



## Pull Stud

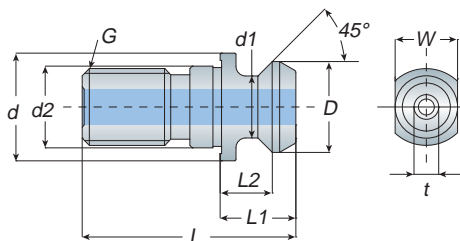
拉桿拉頭

# DIN



Model No.	Type	L	L1	L2	D	d	d1	d2	W	t	Weight (kg)
DIN69872A-M16	A	54	26	20	19	23	14	17	19	7.5	0.08
DIN69872A-M24	A	74	34	25	28	36	21	25	30	11.5	0.30
DIN69872B-M12	B	44	24	19	13	17	9	13	14	-	0.03
DIN69872B-M16	B	54	26	20	19	23	14	17	19	-	0.08
DIN69872B-M24	B	74	34	25	28	36	21	25	30	-	0.30

Unit: mm



## Pull Stud

拉桿拉頭

# ISO7388

Model No.	L	L1	L2	D	d	d1	d2	W	G	t	Weight (kg)
ISO7388/2B-M16	44.5	16.4	11.15	18.9	22.5	12.9	17	19	M16	7.5	0.06
ISO7388/2B-M24	65.5	25.55	17.95	29.1	36	19.6	25	30	M24	11.5	0.20

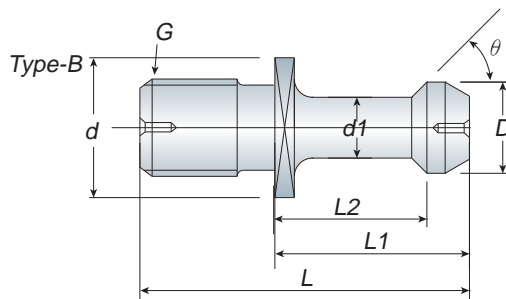
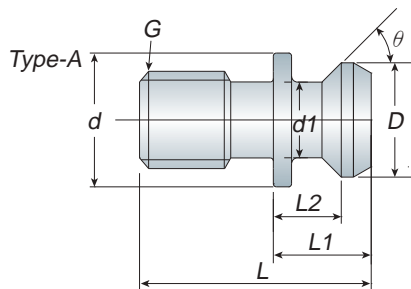
Unit: mm



## CAT

### Pull Stud

拉桿 / 拉頭



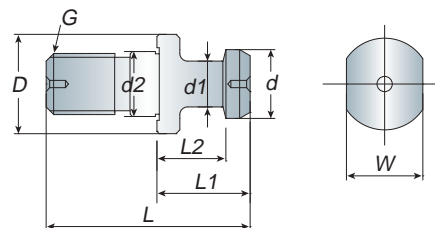
Model No.	Type	L	L1	L2	D	d	d1	G	$\theta$	Weight (kg)
CAT40 45-A	A	1.500	0.640	0.440	0.740	0.940	0.490	5/8"-11	45	0.06
CAT50 45-A	A	2.300	1.000	0.700	1.140	1.440	0.820	1"-8	45	0.25
CAT40 45-B	B	2.120	1.266	0.990	0.590	0.905	0.394	5/8"-11	45	0.05
CAT40 60-B	B	2.120	1.266	0.990	0.590	0.905	0.394	5/8"-11	60	0.05
CAT40 90-B	B	2.120	1.266	0.990	0.590	0.905	0.394	5/8"-11	90	0.05
CAT50 45-B	B	3.070	1.772	1.386	0.906	1.457	0.669	1"-8	45	0.20
CAT50 60-B	B	3.070	1.772	1.386	0.906	1.457	0.669	1"-8	60	0.20
CAT50 90-B	B	3.070	1.772	1.386	0.906	1.457	0.669	1"-8	90	0.20

Unit: inch

## ISO

### Pull Stud

拉桿 / 拉頭



Model No.	D	d	d1	d2	L	L1	L2	W	G	Weight (kg)
ISO20 15	12	9	6	8.5	26	12	9	10	M8	0.01
ISO25 15	12	10	7	9	32	16	11.6	10	M8	0.02
ISO30 15	17	13	9	13	45	24	19	14	M12	0.03

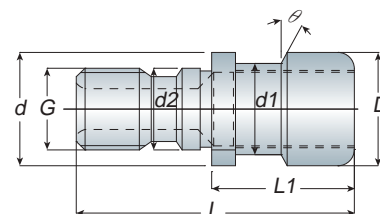
\* For engraving machine.

Unit: mm

## OTT

### Pull Stud

拉桿 / 拉頭



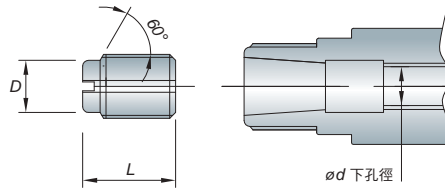
Model No.	L	L1	D	d	d1	d2	G	$\theta$	Weight (kg)
OTT-P16D	55.95	27.95	25.3	25	21.1	17	M16	15	0.09

Unit: mm

## Stop Screw

止付螺絲

## Accessories



Model No.	Suit for	D	L	d (下孔徑)
M6xP1.0x10	ER08	6	10	5.1
M8xP1.0x15	ER11 / ASK06 / AVC06	6	15	7.1
M11xP1.0x16	ER16 / ASK10 / AVC10	9	16	10.2
M14xP1.0x20	ER20 / AVC12	11	20	13.1
M18xP1.5x22	ER25 / ASK16	14	22	16.6
M22xP1.5x24	ASK20	19	24	20.6
M24xP1.5x25	ER32	20	25	22.6
M28xP1.5x25	ER40 / ASK25	25	25	26.6
M16xP2.0x23	ASK13	23	23	14

Unit: mm

## Spindle Force Dynamometer

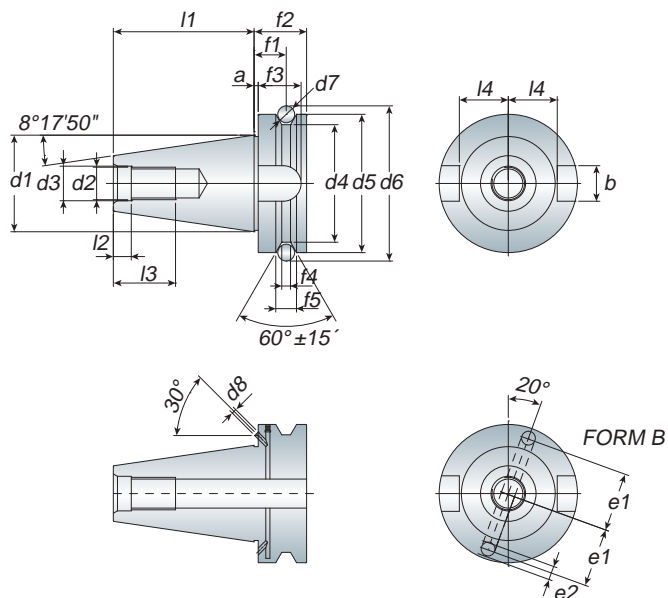
主軸拉力計

Model No.	Range
BT30 CFG	0~150kg/cm <sup>2</sup>
BT40 CFG	0~150kg/cm <sup>2</sup>
BT50 CFG	0~350kg/cm <sup>2</sup>

- Hydraulic mechanical structure, high stability
- When ordering, please specify the degree of pull sutd
- Force: 1 kg/cm<sup>2</sup> = 10kg = 100 N
- Using the German WIKA oil pressure gauge
- 油壓機械式結構，高穩定性
- 訂購時請確認拉頭度數
- 拉力計壓力設計：1 kg/cm<sup>2</sup> = 10kg = 100 N
- 使用德國 WIKA 油壓表



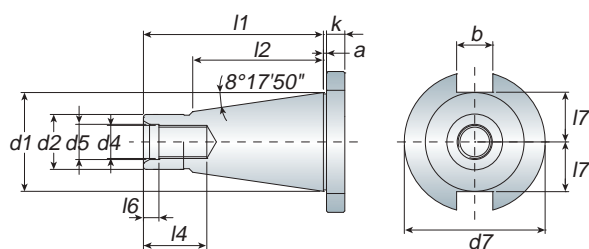
# Technical Information



## BT Shank

Shank Size	a	b	d1	d2	d3	d4	d5	d6	d7	d8	e1	e2	f1	f2	f3	f4	f5	l1	l2	l3	l4
BT30	2	16.1	31.75	M12	12.5	38	46	56.144	8	4	21	5	13.6	22	17	4	8	48.4	7	24	16.3
BT40	2	16.1	44.45	M16	17	53	63	75.679	10	4	27	5	16.6	27	21	5	10	65.4	9	30	22.6
BT50	3	25.7	69.85	M24	25	85	100	119.019	15	6	42	7	23.2	38	31	7	15	101.8	13	45	35.4

Unit: mm



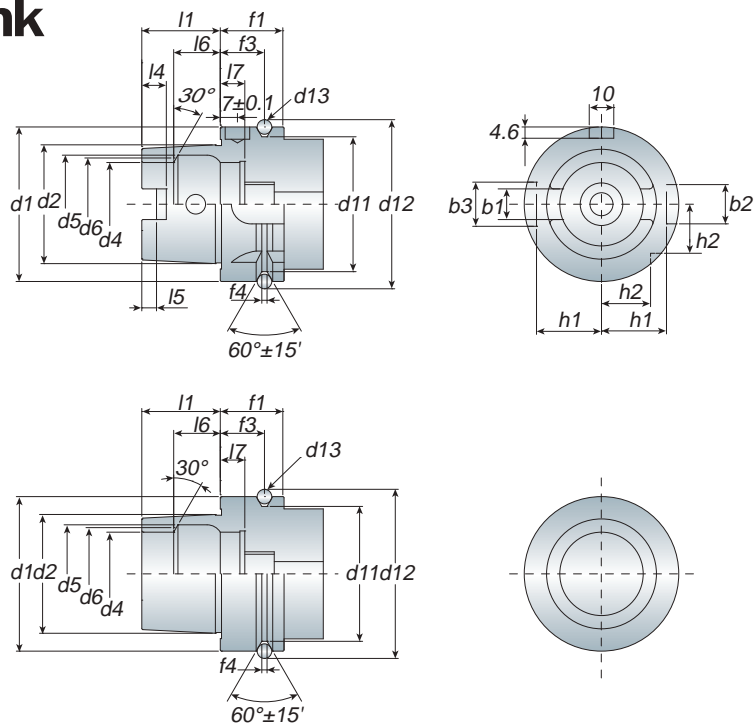
## NT Shank

Shank Size	a	b	d1	d2	d4	d5	d7	k	l1	l2	l4	l6	l7
NT30	1.6	16.1	31.75	17.4	1/2"-12 M12x1.75P	13	50	8	68.4	48.4	24	5.5	16.2
NT40	1.6	16.1	44.45	25.3	5/8"-11 M16x2.0P	17	63	10	93.4	65.4	32	8.2	22.5
NT50	3.2	25.7	69.85	39.6	1"-8 M24x3.0P	26	97.5	12	126.8	101.8	47	11.5	35.3

Unit: mm

# Technical Information

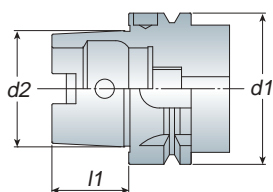
## HSK-A/E Shank



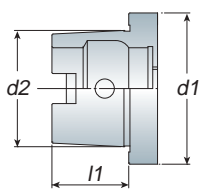
Shank Size	b1	b2	b3	d1	d2	d4	d5	d6	d11	d12	d13	f1	f3	f4	h1	h2	l1	l4	l5	l6	l7
HSK32	7.05	7	9	32	24	17	21	19	26.5	37	4	20	16	2	13	9.5	16	5	3	8.92	8
HSK40	8.05	9	11	40	30	21	25.5	23	34.8	45	4	20	16	2	17	12	20	6	3.5	11.42	8
HSK50	10.54	12	14	50	38	26	32	29	43	59.3	7	26	18	3.75	21	15.5	25	7.5	4.5	14.13	10
HSK63	12.54	16	18	63	48	34	40	37	55	72.3	7	26	18	3.75	26.5	20	32	10	6	18.13	10
HSK100	20.02	20	22	100	75	53	63	58	92	109.75	7	29	20	3.75	44	31.5	50	15	10	28.56	12.5

Unit: mm

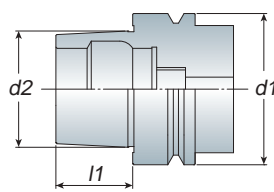
HSK-A



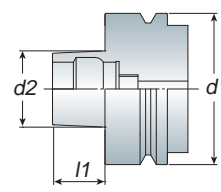
HSK-C



HSK-E



HSK-F



HSK-A

HSK-A	d1	d2	l1
32	32	24	16
40	40	30	20
50	50	38	25
63	63	48	32
100	100	75	50

Unit: mm

HSK-C

HSK-C	d1	d2	l1
32	32	24	16
40	40	30	20
50	50	38	25
63	63	48	32
100	100	75	50

Unit: mm

HSK-E

HSK-E	d1	d2	l1
32	32	24	16
40	40	30	20
50	50	38	25
63	63	48	32

Unit: mm

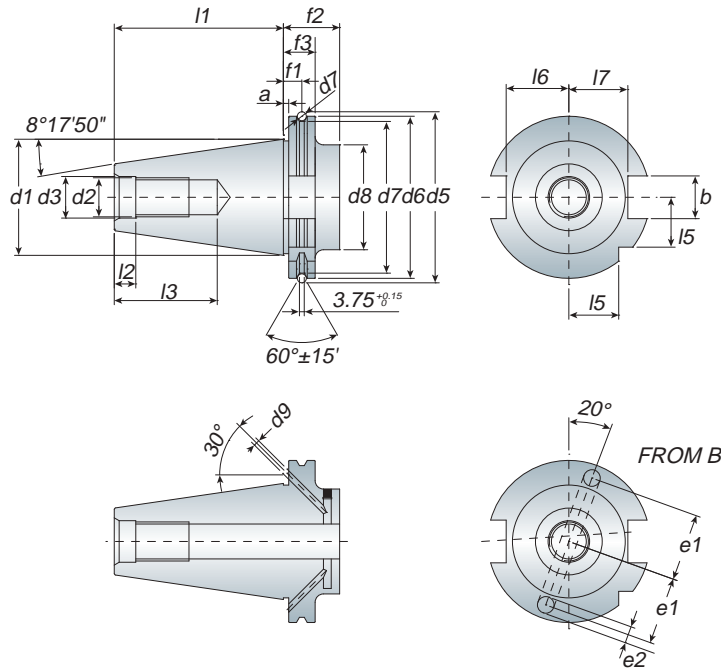
HSK-F

HSK-F	d1	d2	l1
50	50	30	20
63	63	38	25

Unit: mm

# Technical Information

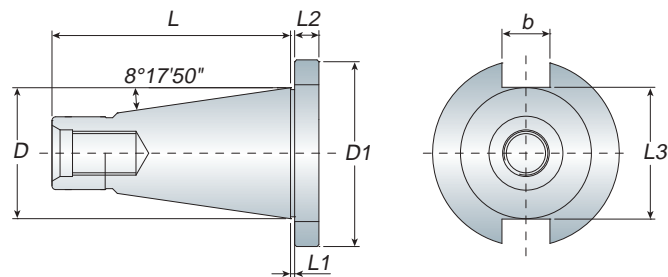
## SK-DIN69871A Shank



Shank Size	a	b	d1	d2	d3	d5	d6	d7	d8	d9	e1	e2	f1	f2	f3	l1	l2	l3	l5	l6	l7
SK30	3.2	16.1	31.75	M12	13	59.3	50	44.3	45	4	21	5	11.1	35	19.1	47.8	5.5	24	15	16.4	19
SK40	3.2	16.1	44.45	M16	17	72.3	63.55	56.25	50	4	27	5	11.1	35	19.1	68.4	8.2	32	18.5	22.8	25
SK50	3.2	25.7	69.85	M24	25	107.25	97.50	91.25	80	6	42	7	11.1	35	19.1	101.75	11.5	47	30	35.5	37.7

Unit: mm

## SK-DIN2080 Shank



Shank Size	D	D1	L	L1	L2	L3	b	G
SK30	31.75	50	68.4	1.6	8	32.4	16.1	M12
SK40	44.45	63	93.4	1.6	10	45	16.1	M16
SK50	69.85	97.5	126.8	3.2	12	70.6	25.7	M24

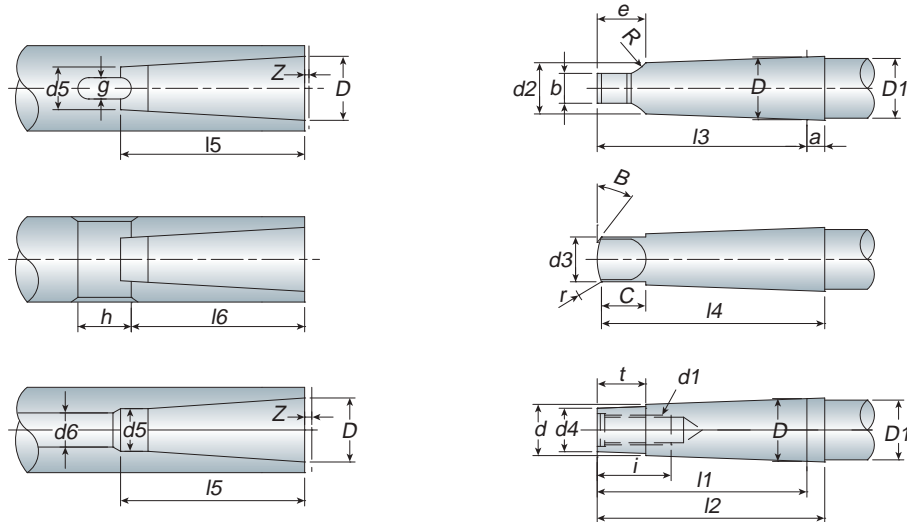
Unit: mm





# Technical Information

## Morse Taper Shank



Code Number		Morse Taper Shank							
		0	1	2	3	4	5	6	7
		1:19.212 =0.05205	1:20.047 =0.04988	1:20.020 =0.04995	1:19.922 =0.05020	1:19.254 =0.05194	1:19.002 =0.05263	1:19.180 =0.05214	1:19.231 =0.05200
Outside Taper	D	9.045	12.065	17.780	23.825	31.267	44.399	63.348	83.058
	a	3	3.5	5	5	6.5	6.5	8	10
	D1	9.2	12.2	18	24.1	31.6	44.7	63.8	83.6
	d	6.4	9.4	14.6	19.8	25.9	37.6	53.9	70
	d1	-	M6	M10	M12	M16	*M20	M24	M33
	d2	6.1	9	14	19.1	25.2	36.5	52.4	68.2
	d3 Max.	6	8.7	13.5	18.5	24.5	35.7	51	66.8
	d4 Max.	6	9	14	19	25	35.7	51	65
	l1 Max.	50	53.5	64	81	102.5	129.5	182	250
	l2 Max.	53	57	69	86	109	136	190	260
	l3 Max.	56.5	62	75	94	117.5	149.5	210	286
	l4 Max.	59.5	65.5	80	99	124	156	218	296
	b h13	3.9	5.2	6.3	7.9	11.9	15.9	19	28.5
	C	6.5	8.5	10	13	16	19	27	35
	e Max.	10.5	13.5	16	20	24	29	40	54
	i Min.	-	16	24	28	32	40	50	80
R Max.	4	5	6	7	8	10	13	19	
r	1	1.2	1.6	2	2.5	3	4	5	
t Max.	4	5	5	7	9	9	12	185	
Inside Taper	d5 H11	6.7	9.7	14.9	20.2	26.5	38.2	54.6	71.1
	d6	-	7	11.5	14	18	23	27	30
	l5 Min.	52	56	67	84	107	135	188	258
	l6	49	52	62	78	98	125	177	241
	g A13	41	5.4	6.6	8.2	12.2	16.2	19.3	28.8
	h	15	19	22	27	32	38	47	69
	z	1	1	1	1	1.5	15	2	2

Unit: mm

# TOOLING SYSTEM

*Holding Your Future*



**ANN WAY**   
[www.annwaytools.com](http://www.annwaytools.com)

**afaq**  
ISO 9001  
Quality



**Ann Way Machine Tools Co., Ltd**  
安威機具股份有限公司

[www.annwaytools.com](http://www.annwaytools.com)  
[annway.tools@msa.hinet.net](mailto:annway.tools@msa.hinet.net)

No. 63-3, Housheng Rd., Shengang Dist., Taichung City 429012, Taiwan  
429012 台中市神岡區厚生路63之3號  
TEL +886-4-2563-1259  
FAX +886-4-2563-1269 , +886-4-2561-3712

東莞展威  
東莞市長安鎮新安社區朗尾一路  
泰寶商務大廈705室  
TEL: +86-769-8162-8700  
FAX: +86-769-8162-8707

昆山玄京  
昆山市張浦鎮垵坵路198號2樓  
TEL: +86-512-5729-2408  
FAX: +86-512-5729-2400



LINE@ 客戶服務  
LINE@ SERVICE

台南辦事處  
台南市永康區中正南路685號  
TEL: +886-6-254-2051  
FAX: +886-6-253-6222



AW- APP

