



## about 崇德精密机械有限公司 CHONGDE PRECISION MACHINERY CO.,LTD

■崇德精密机械有限公司专业从事数控刀具的研发、设计、生产、销售。主要生产高性能铣、车、钻等机夹式数控刀具，涵盖了粗加工、精加工以及轻切削、重载切削的各种数控刀具。产品以其高精度、高转速、高寿命、高性价比的特点，深受广大客户的青睐。

■公司全面引进欧美高端刀具技术，拥有先进的进口数控设备和国际一流的检测设备，严格按照国际标准生产，并为客户提供配套的解决方案和技术培训。同时，公司经过不懈探索，积极创新，研制出了独具特色的防锈涂层产品、高频脉冲产品、镜面产品，更好的满足了客户需求。

目前，产品已出口到三十多个国家和地区，形成了稳固的客户群，并在国内多个省市设立了办事处和代理机构，在韩国、泰国、土耳其、美国等多个国家设立了代理商。

孔子曰：有朋自远方来不亦乐乎。崇德公司竭诚欢迎海内外各界朋友前来曲阜观光旅游，洽谈合作，共创未来！

ChongDe Precision Machinery Co., Ltd specialized in research and development, design, production and sales. The main production of high performance milling, turning, drilling and other CNC machine, Contains the rough machining, finish machining and light cutting, heavy cutting of various CNC cutting tools, Products with high precision, high speed, high durability, high cost performance characteristics, win high praise from customers.

Company introduction European and American high-end cutting tools technology comprehensively, has imported advanced CNC equipment and first-class testing equipment, in strict accordance with international standard production, and provide customers with a full range of solutions and technical training. At the same time, the company continuously explore, positive innovation, developed a unique antirust nickel plating products, high-frequency pulse, mirror products, better meet the needs of customers.

Now, our products have exported to more than 30 countries and regions. Formed a stable customer base, and in multiple domestic provinces and cities set up offices and agencies, in South Korea, Thailand, Turkey, the United States and other countries set up agents.

Confucius once said, it is pleasant to welcome friends from afar. Qufu Chong De Precision Machinery Co., Ltd warmly welcomes all clients from all over the world to visit and cooperate with us!

**HIGH ACCURACY  
ER MILLING  
CHUCK SERIES  
高精度ER铣夹头系列**

**P007** HSK-GER HIGH SPEED COLLET CHUCK  
筒夹刀柄



**P007** ST-GER HIGH SPEED COLLET CHUCK  
高速刀柄



**P008** ISO10/20/25/30-GER  
筒夹刀柄



**P008** ISO SPANNER  
刀柄专用扳手



**P008** NBT30-GER HIGH SPEED COLLET CHUCK WITHOUT KEYWAY  
无键槽高速刀柄



**P009** BT30/40-GER COLLET CHUCK  
GER筒夹刀柄



**P011** CBBT-GER COLLET CHUCK  
GER筒夹刀柄



**P012** SK(DIN 69871, JT, DAT or DV)- GER COLLET CHUCK  
GER 筒夹刀柄



**P013** CAT(ANSI B5.50, CT)-GER COLLET CHUCK  
GER筒夹刀柄



**P014** HSK-ERMS COLLET CHUCK  
筒夹刀柄



**P014** ISO10/20/25/30-ERMS  
高速刀柄



**P015** ST-ERM HIGH SPEED COLLET CHUCK  
高速刀柄



**P015** NBT30-ER HIGH SPEED COLLET CHUCK WITHOUT KEYWAY  
无键槽高速刀柄



**P016** HSK-ER  
**P017** COLLET CHUCK  
筒夹刀柄



**P018** BT30/40/50-ER COLLET CHUCK  
筒夹刀柄



**P021** BT-ERM COLLET CHUCK M TYPE  
筒夹刀柄



**P022** CBBT-ER COLLET CHUCK  
筒夹刀柄



**P023** SK(DIN 69871, JT, DAT or DV) ER COLLET CHUCK  
筒夹刀柄



**P024** SK(DIN 69871, JT, DAT or DV) ER COLLET CHUCK M TYPE  
ER M型筒夹刀柄



**P025** CAT(ANSI B5.50, CT)-ER COLLET CHUCK  
筒夹刀柄



**P026** CAT-ER ER COLLET CHUCK M TYPE  
M型筒夹刀柄



**P026** NMTB-ER NMTB-ER COLLET CHUCK  
筒夹刀柄



**P027** NT/ST(DIN2080)-ER COLLET CHUCK  
筒夹刀柄



**P027** ISO-ER COLLET CHUCK  
筒夹刀柄



**P027** R8-ER COLLET CHUCK  
筒夹刀柄



**P028** MTA-ER COLLET CHUCK(TYPE A)  
扁尾式莫氏刀柄



**P028** MTB-ER COLLET CHUCK(TYPE B)  
后拉式莫氏刀柄



**P030** ER STRAIGHT SHANK COLLET CHUCK  
直柄ER夹头柄



**P032** ER STRAIGHT SHANK COLLET CHUCK (M TYPE)  
直柄ER夹头刀柄(M型)



**P033** SIDE LOCK ER STRAIGHT SHANK COLLET CHUCK (M TYPE)  
直柄侧锁式ER铣床夹头柄



**P034** ER STRAIGHT SHANK COLLET CHUCK  
直柄ER夹头柄



**P035** ER STRAIGHT SHANK COLLET CHUCK (M TYPE)  
直柄ER夹头刀柄(M型)



**P035** SIDE LOCK ER STRAIGHT SHANK COLLET CHUCK  
直柄侧锁式ER铣床夹头柄



**P036** ER STRAIGHT SHANK WITH TWO COLLET CHUCK  
直柄两端ER铣夹头柄



**P037** JACOBS TAPER SHANK COLLET CHUCK  
锥孔连接ER筒夹刀柄



**P037** ER COLLET WITH THREAD  
螺纹连接ER筒夹



**P037** ER COLLET FIXTURE  
ER直孔夹头座



**P038** BT-TER TENSION & COMPRESSION TAP HOLDER  
刚性伸缩攻牙本体



**P039** SK(DIN69871) TENSION & COMPRESSION TAP HOLDER  
刚性伸缩攻牙刀柄



**P039** NT TENSION & COMPRESSION TAP HOLDER  
刚性伸缩攻牙本体



**P040** MT/C SHANK TENSION & COMPRESSION TAP HOLDER  
刚性伸缩攻牙本体



**P041** HSK/BT-VER SYNCHRO TAP HOLDER  
微量补偿螺距同步数控刚性攻丝刀柄



**P042** BT30/40/50-NER HIDDEN BARREL CLAMP TOOL HANDLE  
隐藏式筒夹刀柄



**P044** DZ TYPE POWER TOOL BASE SHAFT  
DZ型动力刀座轴



**P044** DF TYPE POWER TOOL BASE SHAFT  
DF型动力刀座轴



**P044** DL TYPE POWER TOOL BASE SHAFT  
DL型动力刀座轴



**P044** DH TYPE POWER TOOL BASE SHAFT  
DH型动力刀座轴



**P045** AG30-ER25 CNC ANGLE HEAD SERIES  
角度头系列



**P046** AG45-ER25 CNC ANGLE HEAD SERIES  
角度头系列



**P047** AG45-ER32 CNC ANGLE HEAD SERIES  
角度头系列



**P048** AG90-ER25 CNC ANGLE HEAD SERIES  
角度头系列



**P049** AG90-ER32 CNC ANGLE HEAD SERIES  
角度头系列



**P050** AG90-ER20X2 CNC ANGLE HEAD SERIES  
角度头系列



**P051** AG90-ER25X2 CNC ANGLE HEAD SERIES  
角度头系列



**P052** AG90-ER32X2 CNC ANGLE HEAD SERIES  
角度头系列



**P053** BT-GK ER COLLET CHUCK  
ER筒夹刀柄



**P054** HSK-GK ER COLLET CHUCK  
ER筒夹刀柄



**P055** CDKM63(ISO26622-1:2017E)-ER COLLET CHUCK  
ER筒夹刀柄



**P055** BT-OER HIGH SPEED BEARING OIL PATH TOOL HOLDER  
高速轴承油路刀柄



**P057** ER COLLET DIN6499B  
ER筒夹 DIN6499B



**P064** ER COLLET SET  
ER筒夹套装



**P067** ER/C COLLET (OIL HOLE TYPE)  
ER/C止水筒夹(内冷式)



**P072** ER/C COLLET (OIL HOLE TYPE) SET  
止水筒夹(内冷式)套装



**P073** ERG TAP COLLET  
ERG型攻丝筒夹



**P079** ER NUT  
ER螺帽



**P080** CER INTERNAL COOLING NUT  
CER内冷螺帽



**P080** CER NUT GASKET  
CER螺帽垫片



**P081** ER SPANNER  
ER扳手



**P082** TORQUE SPANNER  
ER扭力扳手



**P083** ER MILLING CHUCK SET  
ER套装铣夹头



**P086** ER STRAIGHT MILLING CHUCK SET  
直柄套装ER铣夹头



**CSK HIGH SPEED COLLET SERIES**  
高速CSK夹持系统

**P091** ST-GSK CHUCK  
GSK刀柄



**P091** ISO-GSK CHUCK  
GSK刀柄



**P091** NBT30-GSK HIGH SPEED COLLET CHUCK WITHOUT KEYWAY  
高速无键槽刀柄



**P092** HSKE/F-GSK HIGH SPEED COLLET CHUCK  
高速精密筒夹刀柄



**P093** HSKA-GSK HIGH SPEED COLLET CHUCK  
高速精密筒夹



**P094** CBBT-GSK HIGH SPEED COLLET CHUCK  
高速精密筒夹刀柄



**P095** BT-GSK HIGH SPEED COLLET CHUCK  
高速精密筒夹刀柄





**P097** BT- CSK HIGH  
098 SPEED COLLET CHUCK  
高速精密筒夹刀柄



**P099** SK(DIN69871) - GSK  
HIGH SPEED COLLET  
CHUCK  
高速精密筒夹刀柄



**P100** CAT(ANSI B5.50) - GSK  
HIGH SPEED COLLET  
CHUCK  
高速精密筒夹刀柄



**P101** SK/DIN69871) - CSK  
HIGH SPEED COLLET  
CHUCK  
高速精密筒夹刀柄



**P102** CAT(ANSI B5.50)- CSK  
HIGH SPEED COLLET  
CHUCK  
高速精密筒夹刀柄



**P104** CSK HIGH  
108 SPEED COLLET  
CSK高速筒夹



**P108** CSK/C COLLET  
109 (OIL HOLE TYPE)  
CSK/C止水筒夹 (内冷式)



**P110** CSK NUT  
CSK螺帽



**P110** GSK HIGH SPEED  
NUT WITHOUT KEYWAY  
GSK高速无键槽螺帽



**P111** GSKP ANTI-DUST NUT  
防尘螺帽



**P111** LOADING DEVICE  
FOR CSK COLLET  
CSK筒夹装取器



**P111** TSK SPANNER  
TSK扳手



**P112** GSK BALL SPANNER  
GSK滚珠扳手



**P112** TORQUE WRENCH  
113 CSK筒夹扭力扳手



**P114** CSK HIGH SPEED  
COLLET SET  
CSK高速筒夹套装



**NB HIGH SPEED  
COLLET SERIES**  
高速NB夹持系统

**P117** BT30-GMEGA  
HIGH SPEED COLLET  
CHUCK  
高速精密筒夹刀柄



**P118** HSK63A-GMEGA  
HIGH SPEED COLLET  
CHUCK  
高速精密筒夹刀柄



**P119** HSK100A-GMEGA  
HIGH SPEED COLLET  
CHUCK  
高速精密筒夹刀柄



**P119** CBBT-GMEGA  
HIGH SPEED COLLET  
CHUCK  
高速精密筒夹刀柄



**P120** CAT40-GMEGA  
HIGH SPEED COLLET  
CHUCK  
高速精密筒夹刀柄



**P120** NB COLLET  
122 NB 筒夹



**P123** NB/C COLLET  
124 (OIL HOLE TYPE)  
止水筒夹NB/C



**P125** NB NUT  
NB螺帽



**P125** GNB BALL NUT  
GNB滚珠螺帽



**P125** GNB BALL SPANNER  
GNB滚珠扳手



**HIGH ACCURACY  
COLLET CHUCK  
EXTRA SLIM**  
高精度CDC后拉式  
筒夹刀柄

**P127** HSK/CDC BACK PULL  
COLLET CHUCK  
后拉式筒夹刀柄



**P128** BT/CDC BACK PULL  
COLLET CHUCK  
后拉式筒夹刀柄



**P129** SK/CDC BACK  
PULL COLLET CHUCK  
后拉式筒夹刀柄



**P130** CAT/CDC BACK  
PULL COLLET CHUCK  
后拉式筒夹刀柄



**P131** REAR PULL TYPE  
TUBE CLAMP EXTENSION  
ROD  
后拉式筒夹延长杆



**P131** COLLET EXTRA  
132 SLIM SERIES  
后拉式筒夹



**HIGH ACCURACY  
SHRINK FIT CNC  
TOOL HOLDER  
SERIES**  
高精度热缩式  
数控刀柄系列

**P134** HSK32A/40A/50A  
SHRINK FIT TOOL  
HOLDER



**P135** HSK63A SHRINK  
FIT TOOL HOLDER  
热缩式刀柄



**P136** HSK100A SHRINK  
FIT TOOL HOLDER  
热缩式刀柄



**P137** HSK32E/40E SHRINK  
FIT TOOL HOLDER  
热缩式刀柄



**P137** HSK50E SHRINK  
FIT TOOL HOLDER  
热缩式刀柄



**P138** HSK63F SHRINK  
FIT TOOL HOLDER  
热缩式刀柄





**P138** BT30/40/50SHRINK  
140 FIT TOOL HOLDER  
热缩式刀柄



**P141** SK40/50(DIN69871)SHRINK  
142 FIT TOOL HOLDER  
热缩式刀柄



**P143** HSK63A/BT40-HEAT  
SHRINKABLE TOOL  
HOLDER WITH END-  
EFFLUENT  
端面出水热缩式刀柄



**P144** HSK63A LIGHT  
TYPE SHRINK FIT TOOL  
HOLDER  
热缩式刀柄轻型



**P145** BT30/40 LIGHT TYPE  
SHRINK FIT TOOL HOLDER  
热缩式刀柄轻型



**P146** SHRINK FIT  
EXTENSION BAR  
热缩式延长杆



**P146** ELONGATED HEAT-  
SHRINKABLE EXTENSION  
ROD  
加长型热缩延长杆



**P147** BT/CBBT/HSK/CAT-  
SSF HEAT SHRINKABLE  
NC TOOL HANDLE FOR  
REPLACEABLE JOINT  
SSF 可换接杆热缩式刀柄



**P148** SSF STANDARD  
SHRINKABLE STEM  
SSF标准型热缩接杆



**P149** SWITCHABLE SSF  
TYPE HOT RETRACTION ROD  
可换式SSF细长型热缩接杆



**HIGH ACCURACY  
HYDRAULIC  
CHUCKS SERIES  
高精度液压  
数控刀柄系列**

**P155** BT30/40/50-HC  
157 HYDRAULIC CHUCK  
HC液压刀柄



**P158** SK40/50-HC  
HYDRAULIC CHUCK  
HC液压刀柄



**P159** HSK40/50/63A-HC  
HYDRAULIC CHUCK  
HC液压刀柄



**P160** HSK63/100A-HC  
HYDRAULIC CHUCK  
HC液压刀柄



**P161** CBBT40/50-HC  
HYDRAULIC CHUCK  
HC 液压刀柄



**P162** HSK40/50E-HC  
HYDRAULIC CHUCK  
HC液压刀柄



**P162** BT40/50-FHC  
HYDRAULIC EXPANSION  
TOOL HANDLE  
FHC 液压膨胀刀柄



**P163** FHC HIGH PRECISION  
HYDRAULIC CUTTER HEAD  
FIXTURE  
FHC 高精度液压刀盘夹具



**P163** CWD HIGH PRECISION  
EXPANSION SHAFT  
CWD 高精度外胀芯轴



**P163** NEW CNC GRINDING  
TOOL FIXTURE  
新型数控磨刀夹具



**P165** BT30/40-HCS  
HYDRAULIC CHUCK  
液压刀柄



**P166** SK40-HCS  
HYDRAULIC CHUCK  
液压刀柄



**P167** HSK50A/63A-HCS  
HYDRAULIC CHUCK  
HCS液压刀柄



**P169** SK50-HCG  
HYDRAULIC CHUCK  
液压刀柄



**P169** TJ-MDJJ ULTRA HIGH  
PRECISION FIVE AXIS  
GRINDING TOOL FIXTURE  
超高精五轴磨刀夹具



**P171** C20/32-HC HYDRANULIC  
EXTENSION LINE  
液压延长杆



**P172** HC HYDRAULIC  
STRAIGHTCOLLET  
HC液压直柄筒夹



**P173** CHC HYDRAULIC  
STRAIGHT COLLET  
( OIL HOLE TYPE )  
CHC液压直柄筒夹 (内冷式)



**C STRAIGHT  
COLLET CHUCK  
SERIES  
C直柄筒夹强力  
刀柄系列**

**P175** BT NEEDLE ROLLER  
TYPE MILLING CHUCK  
BT 强力型立铣刀柄



**P176** SK(DIN69871) NEEDLE  
ROLLER TYPE MILLING  
CHUCK  
强力型立铣刀柄



**P176** CAT NEEDLE ROLLER  
TYPE MILLING CHUCK  
强力型立铣刀柄



**P177** HSK NEEDLE ROLLER  
TYPE MILLING CHUCK  
HSK强力型立铣刀柄



**P177** NT NEEDLE ROLLER  
TYPE MILLING CHUCK  
NT强力型立铣刀柄



**P178** MOSER TAPER SHANK  
MILLING CHUCK  
莫氏强力立铣刀柄



**P178** R8 NEEDLE ROLLER  
TYPE MILLING CHUCK  
R8强力型立铣刀柄



**P178** C TYPE SPANNER  
C型扳手



**P178** MILLING CHUCK SET  
强力型铣夹头套装



**P179** C STRAIGHT COLLET  
C直柄筒夹



**P180** K STRAIGHT COLLET  
181 K直柄筒夹



**P181** HCC COLLET  
182 (OIL HOLE TYPE)  
强力直柄筒夹 (内冷式)



**P182** STRAIGHT SHANK  
MORSE TAPER SLEEVE  
直柄莫氏斜度套筒



EOC(OZ) COLLET CHUCK  
SERIES  
EOC(OZ)筒夹刀柄系列

**P184** DIN6388A EOC(OZ)  
187 COLLETS  
EOC(OZ)筒夹



**P188** DIN6388B EOC(OZ)  
190 COLLET  
EOC(OZ)筒夹



**P190** EOC MILLING CHUCK  
EOC铣夹头刀柄



**P191** BT/HSK63F/EOC  
197 MILLING CHUCK  
立铣刀柄



**P192** EOC NUT  
EOC螺帽



**P192** EOC SPANNER  
EOC扳手



**P193** EOC(OZ)MILLING  
COLLET CHUCK SET  
EOC(OZ)铣夹头套装



TG COLLET CHUCK  
SERIES  
TG筒夹刀柄系列

**P194** TG COLLETS  
197 TG弹簧夹头



**P197** TG CLAMPING NUT  
TG栓紧螺帽



**P197** TG SPANNER  
TG扳手



**P198** BT/CAT-TG MILLING  
CHUCK ARBORS  
TG筒夹刀柄



**P198** MTB/NT-TG  
COLLET CHUCK  
TG筒夹刀柄



COLLET SERIES  
筒夹系列

**P199** CTH COLLET  
CTH 筒夹



**P200** FB CIRCUIT BOARD  
COLLET  
FB线路板夹头



**P200** DIN6343 CLAMPING  
COLLET  
DIN6343夹紧夹头



**P201** POWER COLLET  
强力夹头



**P201** COLLET FOR AUTOMATIC  
LATHE  
自动车床用夹头



**P201** ESK COLLET  
ESK筒夹



**P201** CHK11 COLLET  
CHK11筒夹



**P202** CSG COLLET  
CSG 筒夹



BUSHING  
刀库导套系列

**P204** BUSHING  
刀库导套



**P205** MORSE BUSHING  
刀库导套莫氏锥度套筒



**P205** J TYPE BUSHING  
J型导套



**P206** Z TYPE BUSHING  
Z型导套



**P206** C TYPE BUSHING  
C型导套



**P207** B TYPE BUSHING  
B型导套



**P207** SLF TYPE BUSHING  
SLF型导套



**P208** P BORING BAR  
BUSHINGS  
P型镗杆变径套



CNC TOOL  
SYSTEMS  
数控刀柄系列

**P210** BT MORSE TAPER  
HOLDER (TYPE A)  
扁尾式莫氏变径套



**P211** BT MORSE TAPER  
HOLDER (TYPE B)  
后拉式莫氏变径套



**P211** BT DRILL CHUCK  
HOLDER  
BT钻接杆



**P212** BT/SLN(DIN1835-B)  
END MILL HOLDER  
侧固式立铣刀柄



<p><b>P213</b> BT/SLA END MILL HOLDER 侧固式立铣刀柄</p> 	<p><b>P213</b> END MILL MINI STRAIGHT SHANK HOLDER 侧固式小径延长杆</p> 	<p><b>P214</b> BT-OML HIGH-SPEED BEARING OIL PATH TOOL HOLDER 高速轴承油路刀柄</p> 	<p><b>P214</b> AUTOMATIC TOOL CHANGER CHUCK HOLDER 自动换刀连接柄 (外冷转内冷)</p> 	<p><b>P215</b> BT/FMA FACE MILL HOLDER (TYPE A) 平面铣刀柄</p> 
<p><b>P216</b> BT/FMB FACE MILL HOLDER (TYPE B) 平面铣刀柄</p> 	<p><b>P218</b> BT30/40/50 -90° BORING HOLDER (TYPE B) 粗镗刀柄</p> 	<p><b>P219</b> BT30/40/50 -45° BORING HOLDER (TYPE A) 粗镗刀柄</p> 	<p><b>P220</b> BT30/40/50 -DCA END MILL HOLDER 侧铣刀柄</p> 	<p><b>P221</b> SK (DIN69871、JT、DAT 或DV) -MTA MORSE TAPER HOLDER 莫氏变径套</p> 
<p><b>P221</b> SK (DIN69871、JT、DAT 或DV) -MTB MORSE TAPER HOLDER 后拉式莫氏变径套</p> 	<p><b>P221</b> SK (DIN69871、JT、DAT 或DV) DRILL CHUCK HOLDER 钻接杆刀柄</p> 	<p><b>P222</b> SK (DIN69871、JT、DAT 或DV) END MILL HOLDER 侧固式立铣刀柄</p> 	<p><b>P223</b> SK (DIN69871、JT、DAT 或DV) FACE MILL HOLDER 平面铣刀柄</p> 	<p><b>P223</b> CAT MORSE TAPER HOLDER 莫氏变径套</p> 
<p><b>P224</b> CAT FACE MILL HOLDER 平面铣刀柄</p> 	<p><b>P225</b> CAT DRILL CHUCK HOLDER 钻接杆刀柄</p> 	<p><b>P225</b> CAT/SLN CAT/SLN END MILL HOLDER 侧固式立铣刀柄</p> 	<p><b>P226</b> HSK MORSE TAPER SLEEVE (TYPE A) 莫氏变径套</p> 	<p><b>P226</b> HSK MORSE TAPER SLEEVE (TYPE B) 后拉式莫氏变径套</p> 
<p><b>P227</b> HSK63A END MILL HOLDER 侧固式立铣刀柄</p> 	<p><b>P228</b> HSK100A END MILL HOLDER 侧固式立铣刀柄</p> 	<p><b>P229</b> HSK FACE MILL HOLDER 平面铣刀柄</p> 	<p><b>P230</b> HSKA40/50/63/100 -DCA END MILL HOLDER 侧铣刀柄</p> 	<p><b>P231</b> SEMI-FINISHED CHUCK HOLDER 特种刀具毛坯刀柄</p> 
<p><b>P232</b> CHUCK FOR GRINDING MACHINE WITH SPECIAL GRINDING WHEEL 磨刀机专用砂轮刀柄</p> 	<p><b>P233</b> CDL COLLET CDL筒夹</p> 	<p><b>P233</b> SMALL DIAMETER COLLET STRAIGHT SHANK CHUCK 超细小径延长杆</p> 	<p><b>P233</b> BT/CBBT/HSK-GMEGA6S HIGH SPEED COLLET CHUCK 高转速精密数控刀柄</p> 	<p><b>P234</b> AXIS FOR ROWER TOOL HOLDER AND MACHINE 防干涉高速、高精度小径数控刀柄</p> 
<p><b>P235</b> BT-SLC SIDE LOCK CHUCK WITH COOLANT OUTLET 端面出水侧固刀柄</p> 	<p><b>P236</b> FACE MILLING HOLDER WITH COOLANT OUTLET 内冷出水平面铣刀柄</p> 	<p><b>P237</b> BT30/40/50 STRAIGHT SHANK MILLING CHUCK WITH SCREW 直柄锁牙式刀柄</p> 	<p><b>P238</b> BT30/40/50 OBLIQUE HANDLE MILLING CHUCK WITH SCREW 斜柄锁牙式刀柄</p> 	<p><b>P239</b> ADJUSTABLE COMPENSATION CNC SHANK 可调补偿模块刀柄</p> 
<p><b>P240</b> TZC FLANGE PLATE 法兰盘</p> 	<p><b>P241</b> NON-STANDARD CUSTOMIZED PRODUCTS 非标定制产品</p> 	<p><b>P241</b> NON-STANDARD CUSTOMIZED PRODUCTS 非标定制产品</p> 	<p><b>P241</b> NON STANDARD CUSTOMIZED MEASURING TOOLS 非标定制量具</p> 	<p><b>P242</b> GEAR HOBBING ARBOR 滚齿机刀杆</p> 



P242 GEAR HOBBING ARBOR  
滚齿机刀杆



P242 GEAR HOBBING ARBOR  
滚齿机刀杆



P243 COUNTERWEIGHT  
PENETRATING TOOL  
HOLDER  
配重贯通刀柄



P243 COUNTERWEIGHT  
PENETRATING TOOL  
HOLDER  
配重贯通刀柄



DRILL CHUCK  
钻夹头系列

P245 CPU HIGH SPEED DRILL  
CHUCK HOLDER  
高速高精度CPU钻夹头



P245 BT/NT APU DRILL  
CHUCK HOLDER  
带柄自紧钻夹头刀柄



P246 CAT/SK APU DRILL  
CHUCK HOLDER  
带柄自紧钻夹头刀柄



P246 HSK APU DRILL  
CHUCK HOLDER  
带柄自紧钻夹头刀柄



P247 MT APU DRILL  
CHUCK HOLDER  
莫氏柄自紧钻夹头刀柄



P248 APU DRILL CHUCK  
HOLDER  
APU C直柄自紧钻夹头刀柄



P248 APU DRILL CHUCK  
HOLDER  
R8柄自紧钻夹头刀柄



P248 APU DRILL CHUCK  
HOLDER  
MT短锥柄自紧钻夹头刀柄



P249 KEYLESS DRILL HOLDER  
250 自紧钻夹头



P250 KEY TYPE DRILL HOLDER  
扳手钻夹头



PULL STUD  
拉钉系列

P252 BT (MAS 403)  
PULL STUD  
(MAS 403)-拉钉



P253 DIN69872A/B-  
PULL STUD  
DIN69872A/B-拉钉



P253 ISO 7388A/B- PULL STUD  
ISO 7388A/B-拉钉



P254 CAT40/50-PULL STUD  
CAT40/50-拉钉



P254 JIS B6339 PULL STUD  
JIS B6339-拉钉



P255 SR PULL STUD  
ST刀柄专用拉钉



P256 ISOPULL STUD FOR  
CARVING MACHINE  
雕刻机用拉钉



P256 PULL STUD FOR MORSE  
TAPER WITHOUT TANG  
无扁尾莫氏圆锥孔刀柄  
加长拉钉



P257 BT-CAT INCH  
THREAD PULL STUD  
美制螺纹拉钉



P257 CAT-JT METRIC  
THREAD PULL STUD  
公制螺纹拉钉



P257 CAT-MAZAK UPGRADED  
PULL STUD  
CAT-MAZAK



TAPPING CHUCK  
SERIES  
攻丝夹头系列

P259 BT/SK(DIN69871)/NT  
TAP HOLDER ADAPTER  
攻丝夹头刀柄



P260 MT/C-GT TYPE  
TAPPING TOOL HOLDER  
攻丝夹头刀柄



P261 TORQUE QUICK  
262 CHANGE TAPPING COLLET  
扭力快换式攻丝筒夹



LIVE CNENTERS  
SERIES  
顶尖系列

P264 PRECISION HIGH SPEED  
LIVE CENTER  
精密高速回转顶尖



P264 PRECISION HIGH SPEED  
LIVE CENTER  
精密高速回转顶尖



P264 MEDIUM-DUTY LIVE  
CENTER(EXTENDED)  
精密型回转顶尖



P265 MEDIUM-DUTY LIVE  
CENTER(EXTENDED)  
精密加长型回转顶尖



P265 PRECISION HEAVY  
LIVE CENTER  
(CNC MACHINE TOOLS)  
精密重型回转顶尖



P265 MEDIUM-DUTY  
LIVE CENTER  
外旋回转顶尖



P266 HIGH-PRECISION  
MEDIUM LIVE CENTER  
(CAN CHANGE)  
高精度回转顶尖 (可换式)



P266 BULL NOSE CENTER  
267 伞型顶尖



**P268** DEAD CENTER/HALF-NOTCHED CENTER  
固定顶尖/半缺顶尖



**P268** CARBIDE HALF-NOTCHED CENTER/  
CARBIDE CENTER  
硬质合金半缺/硬质合金顶尖



**P269** CONSTANT HYDROST  
270 ARTER FACE DRIVER  
液压端面拨动顶尖



**DRILL CHUCK  
ARBORS**  
钻接杆系列

**P271** R8 /NT DRILL  
CHUCK ARBORS  
钻接杆



**P272** MORSE TAPER DRILL  
CHUCK ARBORS WITH  
DRAW BAR  
后拉型莫氏钻接杆



**P273** MORSE TAPER  
DRILL CHUCK ARBORS  
WITH TANG  
舌尾型莫氏钻接杆



**SLEEVE SERIES**  
变径套系列

**P274** NT MS ADAPTER  
(WITH TANG)  
NT变径套(扁尾式)



**P274** EXTENSION  
SOCKET WITH MS.HOLE  
加长变径套



**P275** DIN 2185 MORSE  
TAPER SLEEVE  
莫氏变径套



**P275** SOLID SOCKET  
顶尖套



**MILLING MACHINE  
ARBOR SERIES**  
铣刀杆系列

**P276** MT MORSE TAPER  
277 END MILL HOLDER  
莫氏锥柄铣刀柄



**P278** NT FACE MILL  
279 HOLDER-METRIC  
平面铣刀柄



**P280** R8/FMB FACE  
MILL HOLDER  
平面铣刀柄 R8



**P280** NT COMBI FACE  
MILL HOLDER  
混合插入式铣刀柄



**P281** R8/NT END MILL HOLDER  
R8/NT柄立铣刀柄



**P282** NMTB30/40-SLN  
END MILL HOLDER  
侧固式刀柄



**P282** NMTB30/40/50-FMA  
FACE MILL HOLDER  
平面铣刀柄



**BORING SERIES**  
镗刀系列

**P283** BBT/SK CHUCK WITH  
BORING HEAD  
镗头刀杆基础刀柄



**P284** BT/LBK BORING  
TOOL HOLDER  
镗孔刀柄



**P285** SK(DIN69871)/HSK-LBK  
286 BORING TOOL HOLDER  
镗孔刀柄



**P286** DCK EXTENSION HANDLE  
WITH ISODIAMETRIC  
等径延长接柄



**P286** BST BORING TOOL  
HOLDER  
BST 镗孔刀柄



**P287** RBH MICRO BORING  
288 HEAD SET  
RBH可调式双刃粗镗头



**P289** NBJ16 MICRO  
BORING HEAD SET  
NBJ16微调精镗刀系列



**P290** NBH2084 MICRO  
291 BORING HEAD  
微调精镗孔镗头



**P292** CBH MICRO  
BORING HEAD SET  
CBH微调精镗头



**P293** F1-50/75/100  
BORING HEAD  
镗头



**P294** F1 BORING SHANK  
F1镗头柄




**P294** F1-PRECISION  
BORING HEAD SET  
F1-套装镗头



**VDI TOOL HOLDER  
SERIDS**  
VDI刀夹系列

**P296** B1/B2/B3/B4B5/B6/B7/B8  
298 AXIAL FEED TOOL HOLDER  
径向刀夹



**P298** C1/C2/C3/C4 RADIAL  
299 FEED TOOL HOLDER  
轴向刀夹



**P299** TOOL HOLDER  
300 WITH ROUND BARS  
圆柱孔刀夹



**P300** TOOL HOLDER  
WITH MORSE TAPER  
莫氏锥孔刀夹



**P301** COLLET  
SPINDLE HOLDERS  
弹簧夹头刀夹



**P301** DOUBLE DIRECTION  
TOOL HOLDER  
双向刀夹



**HYDRAULIC SOFT  
JAWS SERIES**  
油压软爪系列

P302 HYDRAULIC SOFT JAWS  
油压软爪



P303 FUMES JAWS  
FORMING RING  
油压软爪成型圈



**PRECISION TOOL  
VISES**  
平口钳系列

P304 QGG PRECISION  
TOOL VISES  
手转精密工具平口钳



P304 QKG PRECISION  
TOOL VISES  
精密成型工具平口钳



**TOUCH POINT  
SENSOR**  
寻边器系列

P305 TOUCH POINT SENSOR  
光电式寻边器



P305 TOUCH POINT SENSOR  
机械式寻边器



P305 ZD1-50 INVISIBLE  
SCALE Z-AXIS SETTER  
(MAGNETIC)  
隐藏式Z轴设定器



**CNC  
ACCESSORIES**  
CNC附件

P306 BT/SK/CAT/HSK/NT/MT  
309 SPINDLE TEST ARBOR  
检测棒



P310 BT/SK/CAT/HSK  
TOOL SEAT  
锁刀座



P310 TORQUE WRENCH  
拉钉扭矩扳手



P311 NUT CONNECTOR  
312 (SPECIAL FOR TORQUE  
WRENCHES)  
螺帽连接器 (扭矩扳手专用)



P312 SPECIAL WRENCH FOR  
NC AUTOMATION  
MACHINE TOOL AND  
LATHE PULLER  
数控自动化机床专用扳手和  
车床拉料器



P312 COOLING TUBE FOR  
HSK TOOL HOLDER  
HSK刀柄用冷却管



P314 HSK CLAMPING UNITS  
315 HSK 拉刀夹爪



P316 MAS PULL STUD TYPE  
CLAMPING UNITS  
MAS 拉刀夹爪



P317 OTT PULL STUD TYPE  
CLAMPING UNITS  
OTT 拉刀夹爪



P318 CLAMPING KIT  
组合压板



P319 TOOL CARRIAGE  
刀具车



**SHRINK FIT  
HEATING  
MACHINE**  
热缩刀柄热装机

P320 SHRINK FIT HEATING  
MACHINE  
热缩刀柄热装机



**ULTRASONIC  
TOOL HOLDER**  
超声波刀柄

P321 ULTRASONIC TOOL  
325 HOLDER  
超声波刀柄



P326 Non-standard Products  
非标产品



**INDEXABLE CNC  
TOOL SERIES**  
可转位数控刀具系列

P329 TAP RIGHT ANGLE  
330 SHOULDER END MILL  
TAP方肩铣刀杆



P331 EMR/EMRW/TRS  
332 ROUND DOWEL END MILL  
圆鼻立铣刀



P333 T2139 COPY END  
FINE MILL  
T2139 球形精铣刀



P334 KM 45° END MILL  
立铣刀杆



P335 KM-45° FACE MILL  
面铣刀盘



P336 TAP RIGHT ANGLE  
SHOULDER FACE MILL  
方肩铣刀盘



P337 RAP 75° FACE MILL  
面铣刀盘



P338 EMR/TPS/EMRW ROUND  
DOWEL FACE MILL  
仿型铣刀盘



P339 EMR/TPS/EMRW  
340 铝合金刀盘



P341 EKP ROUGHING CUT  
CORN MILLING CUTTER  
粗切削玉米铣刀



P341 SKP ROUGHING CUT  
CORN MILLING CUTTER  
粗切削玉米铣刀



**ANTI-SHOCK  
TUNGSTEN  
STEEL CNC MILLING  
SHANK, BORE ARBOR**  
钨钢抗震铣、镗刀杆



P343 ANTI-SHOCK TUNGSTEN  
STEEL CNC MILLING  
SHNAK, BORE ARBOR  
锁牙式抗震刀杆MFT系列



P343 ANTI-SHOCK TUNGSTEN  
STEEL CNC MILLING  
SHNAK, BORE ARBOR  
锁牙式抗震刀杆ST系列



P344 ANTI-SHOCK TUNGSTEN  
STEEL CNC MILLING  
SHNAK, BORE ARBOR  
锁牙式抗震刀杆SC系列



P344 BALL PRECISION  
345 CUTTERS  
锁牙式球型精铣刀头



P345 SHOULDER/CARNER  
346 ROUNDING END MILLS  
锁牙式/圆刃立铣刀头



P347 SHOULDER/  
348 CUTTING END MILLS  
锁牙式/直角台肩立铣刀头



P348 BE型MODULAR INSERT  
HOLDER TYPE BE  
组合式镗孔头



DISPOSABLE RAPID  
DRILLING TOOLS  
钻削系列

P350 1.5D/3D/5D/8D/12D  
352 SWORD TOOTH DRILL  
剑齿钻头




P353 SWORD TOOTH DRILL TIP  
剑齿钻头



P354 SIDE FIXED SPADE  
356 DRILL HOLDER  
侧固式铲钻刀杆



P357 SPADE DRILL  
358 MOSHI HOLD  
莫式柄铲钻



P359 DRILL INSERTS  
铲钻刀片



P363 2/3/4/5xD INDEXABLE  
366 RAPID DRILLING TOOLS  
可转位式WC刀片 快速钻



P367 2/3/4/5xD INDEXABLE  
370 RAPID DRILLING TOOLS  
可转位式SP刀片 快速钻



P371 WC/SP QUICK DRILLING  
WRENCH/SCREW  
WC/SP快速钻扳手/螺丝



P372 MDD INDEXABLE  
BIG DRILL  
MDD可转位大钻头



P373 CONNECTING ARBOR  
MDD连接杆



P374 MDD EXTENSION ROD  
MDD延长杆



P374 SPOT DRILLING  
定心钻



RUBBER COLLETS  
橡胶夹具

P377 RUBBER COLLETS  
SK系列夹固头



P378 NK SERIES  
RUBBER COLLETS  
NK系列夹固头



P378 EK SERIES RUBBER-  
ELASTIC COLLETS  
EK系列夹固头



P379 JK SERIES RUBBER-  
ELASTIC COLLETS  
JK系列夹固头



P379 DESIGN/CUSTOMIZE  
NON-STANDARD SETS  
设计定制非标涨套



CARBIDE LINED  
GUIDE  
BUSHING  
& COLLETS  
自动车夹头

P381 CARBIDE LINED GUIDE  
BUSHING & COLLETS  
自动车夹头



P382 CARBIDE LINED GUIDE  
383 BUSHING & COLLETS  
自动车夹头



P384  
396  
TECHNICAL  
DATA  
技术资料

# 所有产品 必做工序

## 深冷处理

## 热时效处理

### ■ 深冷处理

- 1、-196℃超长深冷处理，使接近全部的残余奥氏体转变为马氏体。
- 2、析出的纳米级碳化物颗粒，增加硬度和冲击韧性。
- 3、减少残余应力且改善内应力的分布，提高疲劳强度。
- 4、产品的尺寸精度/形位公差更稳定性，可永久防止变形。
- 5、耐磨性和耐腐蚀性显著提高，使用寿命更长。



### ■ Cryogenic Treatment

1. -196°C long cryogenic, nearly all of the residual austenite into martensite;
2. Carbide precipitation of Nanoscale particles, increasing the hardness and toughness;
3. Reduce residual stress and improve the distribution of internal stress to increase fatigue strength;
4. The dimensional accuracy/positional tolerance of the product is more stable and can permanently prevent deformation;
5. The wear resistance and corrosion resistance are significantly improved, and the service life is longer.

### ■ 热时效处理

- 1、工件经过多次且长时间的定型热时效处理，减少磨削加工时产生的残余内应力，尺寸精度及形位精度更稳定。
- 2、热时效后，工件的力学性能和耐腐蚀性能得到增强，从而产品的使用寿命提高。

### ■ Thermal Aging Processing

1. The workpiece undergoes multiple and long-term heat aging treatments to reduce residual internal stresses generated during grinding, resulting in more stable dimensional and positional accuracy.
2. After thermal aging, the mechanical properties and corrosion resistance of the workpiece are enhanced, thereby increasing the service life of the product.



高精度ER夹持系统 HIGH ACCURACY ER COLLET CHUCKS

高速、高精度、高寿命**ER**夹持系统

High speed ,high accuracy, high durability ,**ER** collet chucks



刀柄动平衡检测  
Accuracy dynamic balance

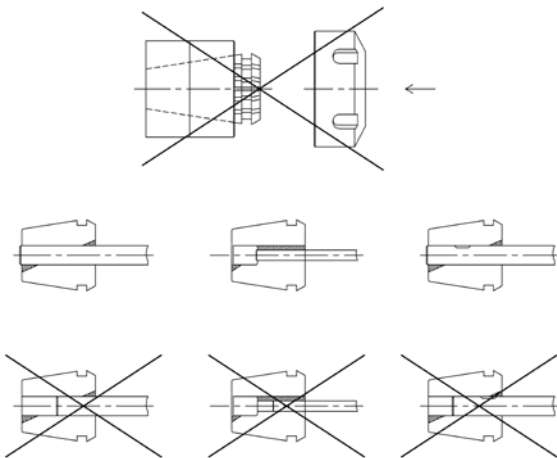


## 高精度ER夹持系统 HIGH ACCURACY ER COLLET CHUCKS

» 高速、高精度、高寿命ER刀柄 HIGH SPEED HIGH ACCURACY HIGH DURABILITY ER MILLING CHUCK

- ◆ 材质20CrMnTi或JIS-SCM415;
- ◆ 硬度 $58 \pm 2\text{HRC}$ ;
- ◆ 渗碳深 $>0.8$ ;
- ◆ 表面粗糙度:  $Ra < 0.4\mu$ ;

- ◆ Material: 20CrMnTi or JIS-SCM415;
- ◆ Hardness:  $58 \pm 2\text{HRC}$ ;
- ◆ Carburizing depth  $>0.8$ ;
- ◆ Roughness:  $Ra < 0.4\mu$ ;

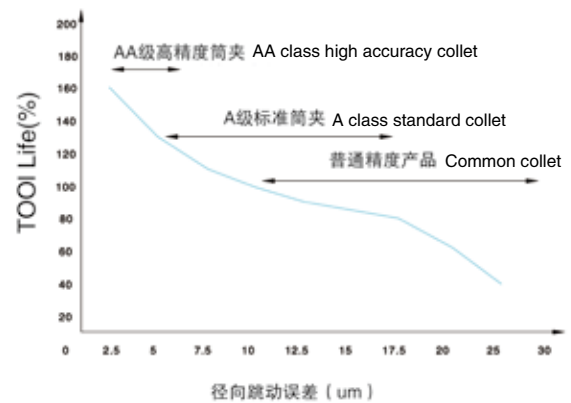


● 不正确的装配可能会永久性地损坏筒夹的精度，并可能导致损坏螺帽。将刀具尽可能的塞入筒夹的夹持长度以达到最佳效果。不正确地塞入刀具可能会使筒夹永久性的变形，并导致较差的径向跳动误差。

● Incorrect assembly may permanently damage the collet accuracy and may result in damage to the nut. Clamping of the tool into the collet as far as possible the length to achieve the best results. Incorrectly put into the tool may cause permanent deformation of the collet and lead to poorer radial run out.

Influence cutting tool(T.I.R)

径向跳动误差 (T.I.R)  
对刀具的影响



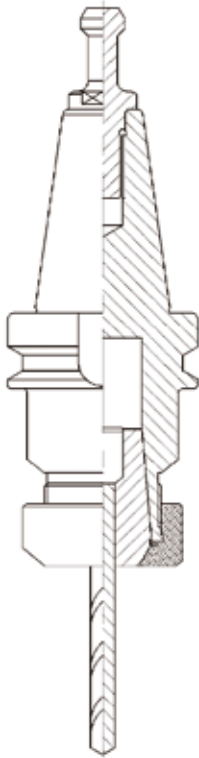
Influence cutting tool(T.I.R)

● 刀具径跳是整个刀柄系统：刀柄、筒夹、螺帽、拉钉的共同作用。所以为达到最佳的夹持精度，推荐使用崇德公司的高精度刀柄、筒夹、螺帽和拉钉。

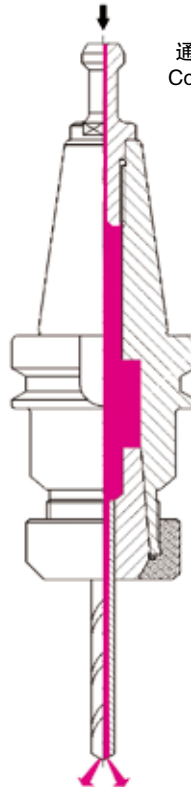
● Cutting tool T.I.R is the tooling system: a combination of the collet chuck, collet, nut, Pulling nail. So to achieve the best clamping precision, it is recommended to use chongde company high-precision collet chuck, collet, nuts and Pulling nail.

# 高精度ER夹持系统 HIGH ACCURACY ER COLLET CHUCKS

»» MAS 403 BT/DIN69871 SK

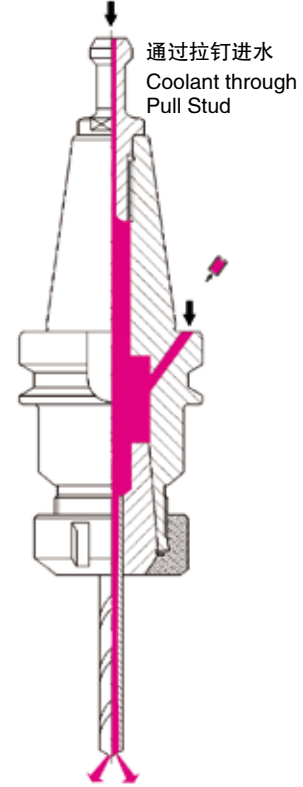


Form A



出水 Coolant outlet

Form AD



出水 Coolant outlet

Form AD+B

- 一般情况下，按AD型供货，加定位螺钉，有特殊指定，如：BT40(AD+B)-ER32-100L,按AD+B型供货。
- 基本材质：20CrMnTi/JIS-SCM415。
- 硬度：56-60HRC,渗碳深度:>0.8mm。
- 锥柄部规格BT/SK ( DIN69871 ) /CAT/HSK,公差等级:≤AT3。
- 刀柄标准动平衡G6.3-12000rpm,精密动平衡可达G2.5-20000rpm、25000rpm、30000rpm。
- 刀柄本体BT(MAS403)、SK(DIN69871)可分三种形式：A型（中心不出水）、AD型（仅中心出水）、AD+B型:(中心出水+法兰出水)。

- Generally,we provide Form AD have positioning screws,if order special,Please specify Form A / From AD / Form AD+B
- Material:20CrMnTi/JIS-SCM415
- Hardness:56-60HRC,Carburizing depth:>0.8mm.
- Type for BT/SK(DIN69871)/CAT/HSK Shank ,taper tolerance:≤AT3
- 100% balanced to G6.3 12000RPM G2.5 20000RPM 25000RPM 30000RPM
- Three Form BT(MAS403)Shank & SK(DIN69871)Shank:Form A & Form AD & Form AD+B

## 高精度ER夹持系统 HIGH ACCURACY ER COLLET CHUCKS

### ER高速刀柄综合检测特点：



- ◆ 锥度等级 $\leq$ AT3均在Diebold的标准检具上检测；
- ◆ 夹持的内锥面由高速内孔磨床磨削，并用标准的气动测量仪检测，大端接触面积率在90%以上；
- ◆ 刀柄螺纹用4h级的螺纹环规检测，螺帽用4H级的螺纹塞规检测，通端通，止端止；
- ◆ 刀柄本体内锥跳动 (Run-out)  $\leq$ 0.002mm(刀柄长度在150L内)；
- ◆ 综合同轴度 $5\mu$ ：刀柄径跳 $\leq$ 0.002mm,装入 $\leq$ 0.005mm的筒夹，测出的综合径跳为最高点不超过0.005mm；
- ◆ 动平衡：根据需要可做G2.5 20000~50000rpm。

### Comprehensive inspection way of Tool holder

- ◆ Taper precision  $\leq$ AT3 and part of the standard size are tested by Diebold standard inspection tools which made in Germany;
- ◆ Surface of the clamping inner hole is grinding by high speed inner-aperture grinder, and inspect by standard pneumatic measurement instrument; the big end contact area rate is above 90%;
- ◆ Shank thread is inspected with 4h level thread ring gauge, and the nut is inspected with 4H level thread plug gauge, the quality guaranteed;
- ◆ Run out of the inside shank cone: $\leq$ 0.002 ( At the length 150L of the shank) ;
- ◆ Coaxiality  $5\mu$  : Shank run out $\leq$ 0.002; With collet $\leq$ 0.005, the comprehensive run-out of the shank is no more than 0.005.
- ◆ Dynamic balance:G2.5 20000~50000rpm.

### 》》》 刀柄/综合/检测 Comprehensive inspection way of chuck



同轴度 (综合精度) 检测  
 Inspection of coaxial degree  
 (overall accuracy)



7: 24锥检具图(德国Diebold刀柄检具)  
 Picture of 7:24 taper inspection tool  
 (German Diebold collet chuck inspection tool)

锥柄形式 Taper	筒夹 collet	工作长度 L Working Length L					
		L $\leq$ 100			100 < L $\leq$ 150		
BT/CBBT/ SK/CAT	5 $\mu$	刀柄内锥 collet chuck inner cone	综合	等级 Class	刀柄内锥 collet chuck inner cone	综合 Comprehensive	等级 Class
30	ER16/20 /25/32/40	2 $\mu$	$\leq$ 5 $\mu$	AA	2 $\mu$	$\leq$ 5 $\mu$	AA
40							
50							
30/40	ER11	2 $\mu$ ~3 $\mu$	$\leq$ 8 $\mu$	A	-		
			$\leq$ 5 $\mu$	AA	-		

注：其它刀柄锥度形式（如 HSK,ISO 等）一般可按 30 刀柄的精度等级执行，特殊要求可订制。  
 Note:Special requirements can be customized ( HSK/ISO ) .



## 高精度ER夹持系统 HIGH ACCURACY ER COLLET CHUCKS



### ER高速刀柄外观：涂层或抛光涂层

- ◆表面粗糙度得到降低，精度稳定性提高 刀柄表面凹凸不平的纹理，经过抛光后，表面粗糙度得以整平，获得平滑光亮的表面。同时填充表面毛孔、划痕以及其它表面缺陷，从而提高疲劳强度、增加耐腐蚀力。
- ◆抛光涂层刀柄不影响精度 抛光刀柄表面进行涂层处理，涂层厚度均匀，化学涂层液的分散程度几乎100%，这种特殊覆膜可防止主轴异常磨损，不影响产品精度。
- ◆防腐性、耐磨性、耐腐蚀性得到提高，化学涂层的结合力强，硬度得到提高，在酸、碱、氨、盐等不同的介质环境中具有很好的防锈效果。
- ◆外观光亮、圆滑，手感好，外观更漂亮。

### ER high speed Tool holder surface:Nickel coating or polish nickel coating

- ◆Surface roughness is reduced, precision stability improved  
The collet chuck surface uneven texture, after polishing, the surface roughness can be leveling, smooth and shining surface. At the same time filling surface pores, scratches and other surface defects, thus improve the fatigue strength, corrosion resistance increase.
- ◆Don't influence precision  
Tool holder surface is coated, the layer is evenly, Chemical plating solution dispersion degree of almost 100%, nickel layer is thin, thickness is about 3u-5u, this special coating can reduce Spindle abnormal wear and tear, Don't influence precision.
- ◆Anti-rust, anti-corrosion, durability better.  
Coating adhesion strong, enhance hardness, and anti-rust better in different surroundings, such as acid, alkali, ammonia, salt etc.
- ◆Improve cleanness, precision more stable, surface more smooth, feel more comfortable and appearance nicer.

### 》》》 特殊/防锈/处理 Special anti-rust treatment

- ◆包括内外锥在内，整体进行了抛光涂层处理，不进行防锈保养也不会生锈，对加工精度及主轴无不利影响。
- ◆Overall nickel coating, including inside and outside cone, even if you do not take any anti-rust actions, it will not rust either, don't influence processing precision and spindle.



抛光涂层处理  
Products polish with chemical nickel coating

### 》》》 其它/公司/常规/产品 Other company products

- ◆普通产品疏于防锈维护，几天便会生锈，导致加工精度降低、对刀柄、主轴造成不利影响。
- ◆若锥部生锈，则刀尖跳动精度扩大到0.01-0.02。
- ◆The products without coating is easy to rust, reduce processing precision, influence the chuck and spindle.
- ◆If the shank rust, insert run-out will enlarge to 0.01-0.02.



未特殊防锈处理  
Products without specified anti-rust treatment

## 高精度ER夹持系统 HIGH ACCURACY ER COLLET CHUCKS

》》》 精/湛/的/加/工/工/艺 Superb machining technology

### \*深冷处理

- 1、-196℃超长深冷处理，使接近全部的残余奥氏体转变为马氏体；
- 2、析出的纳米级碳化物颗粒，增加硬度和韧性；
- 3、减少残余应力；
- 4、耐磨性显著提高。

### \*Cryogenic treatment

- 1.-196℃ long cryogenic, nearly all of the residual austenite into martensite;
2. Carbide precipitation of Nanoscale particles, increasing the hardness and toughness;
3. Reducing residual stresses;
4. Wear resistance significantly improved.

### \*时效处理

\*超长定型热时效去除残余内应力。

### \* Thermal aging processing

long stereotyped thermal limitation removal of grinding residual stress.



深冷处理 (Cryogenic treatment)



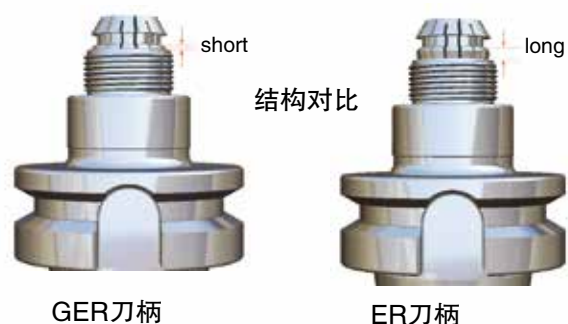
时效处理 (Thermal aging processing)

### GER高速刀柄综合特点:

- ◆ GER刀柄系列比ER刀柄系列具有更大的接触面积及更少的突出长度，可提供更高的径向切削力，夹持力大幅度提高。
- ◆ 高速切削加工时精度更稳定，使用寿命提高。
- ◆ 更适用于高转速、高精密切削。

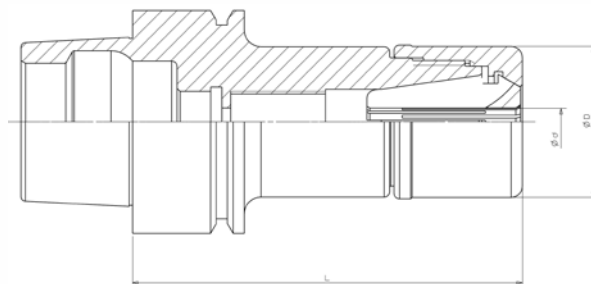


- ◆ GER Tool holder series has less protrusion length and more contact area than ER Tool holder,so can provide higher radial cutting force,and greatly increase the clamping power.
- ◆ More stable characteristics can be gotten in high speed cutting process,improved service life.
- ◆ More suitable for higher speed and higher precision cutting.



## 高精度ER夹持系统 HIGH ACCURACY ER COLLET CHUCKS

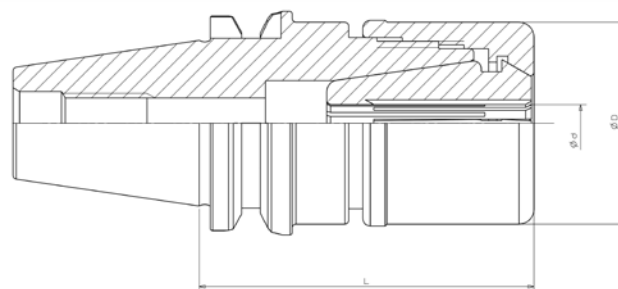
### CD0101-01 HSK-GER 筒夹刀柄 HSK-GER HIGH SPEED COLLET CHUCK



◎精做动平衡 Precision dynamic balancing  
 G2.5 30000rpm

订货号 Order No.	型号 Model No.	d	D	L	Collet	Spanner	KGS
CD010101.2511045	HSK25E-GER11-45	1-7	19.5	45	ER11	GH19	0.08
CD010101.2516045	HSK25E-GER16-45	1-10	27.1	45	ER16	GH27	0.08
CD010101.3211050	HSK32E-GER11-50	1-7	19.5	50	ER11	GH19	0.15
CD010101.3216060	HSK32E-GER16-60	1-10	27.1	60	ER16	GH27	0.2
CD010101.4016060	HSK40E-GER16-60	1-10	27.1	60	ER16	GH27	0.32
CD010101.4020060	HSK40E-GER20-60	1-13	33	60	ER20	GH33	0.35
CD010101.4025070	HSK40E-GER25-70	1-16	40	70	ER25	GH40	0.41
CD010101.4032080	HSK40E-GER32-80	1-20	50	80	ER32	GH50	0.53
CD010101.6316060	HSK63F-GER16-60	1-10	27.1	60	ER16	GH27	0.7
CD010101.6320060	HSK63F-GER20-60	1-13	33	60	ER20	GH33	0.7
CD010101.6325070	HSK63F-GER25-70	1-16	40	70	ER25	GH40	0.81
CD010101.6332080	HSK63F-GER32-80	1-20	50	80	ER32	GH50	1
CD010101.6316100	HSK63A-GER16-100	1-10	27.1	100	ER16	GH27	0.86
CD010101.6320100	HSK63A-GER20-100	1-13	33	100	ER20	GH33	0.94
CD010101.6325100	HSK63A-GER25-100	1-16	40	100	ER25	GH40	1.05
CD010101.6332100	HSK63A-GER32-100	1-20	50	100	ER32	GH50	1.25

### CD0101-02 ST-GER高速刀柄 ST-GER HIGH SPEED COLLET CHUCK



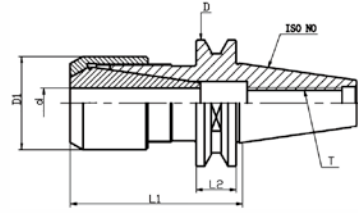
◎精做动平衡 Precision dynamic balancing  
 G2.5 30000rpm

订货号 Order No.	型号 Model No.	d	D	L	Collet	Spanner	KGS
CD010102.1511050	S15T-GER11-50	1-7	19.5	50	ER11	GH19	0.09
CD010102.2016045	S20T-GER16-45	1-10	27.1	45	ER16	GH27	0.16
CD010102.2016060	S20T-GER16-60	1-10	27.1	60	ER16	GH27	0.22
CD010102.2516045	S25T-GER16-45	1-10	27.1	45	ER16	GH27	0.2
CD010102.2516060	S25T-GER16-60	1-10	27.1	60	ER16	GH27	0.26
CD010102.2520045	S25T-GER20-45	1-13	33	45	ER20	GH33	0.2
CD010102.2520060	S25T-GER20-60	1-13	33	60	ER20	GH33	0.29



## 高精度ER夹持系统 HIGH ACCURACY ER COLLET CHUCKS

### CD0101-03 ISO10/20/25/30-GER 高速刀柄 HIGH SPEED COLLET CHUCK WITHOUT KEYWAY



- ◎ 精做动平衡 G2.5 40000rpm
- ◎ 适用于木工及雕刻机械

- ◎ Precision dynamic balancing G2.5 40000rpm
- ◎ Suit to wooden and carving machine

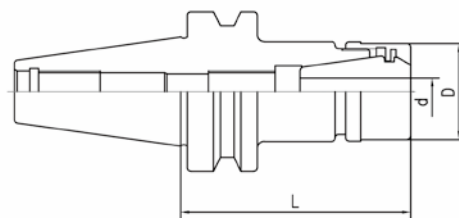
订货号 Order No.	型号 Model No.	D	d	D1	L1	L2	T	Collet	Spanner	KGS
CD010103.1016034	ISO10-GER16-34	23	1-10	27.1	34	5.5	M6	ER16	GH27	0.06
CD010103.2016035	ISO20-GER16-35	33	1-10	27.1	35	8	M8	ER16	GH27	0.12
CD010103.2020035	ISO20-GER20-35	33	1-13	33	35	8	M8	ER20	GH33	0.13
CD010103.2516035	ISO25-GER16-35	37	1-10	27.1	35	8	M8	ER16	GH27	0.16
CD010103.2520035	ISO25-GER20-35	37	1-13	33	35	8	M8	ER20	GH33	0.15
CD010103.2525045	ISO25-GER25-45	37	1-16	40	45	8	M8	ER25	GH40	0.23
CD010103.3032060	ISO30-GER32-60	50	1-20	50	60	15.9	M12	ER32	GH50	0.45

### CD0101-04 ISO刀柄专用扳手 ISO SPANNER

订货号 Order No.	型式 Type	型号 Model No.	l	L	适配刀柄 chuck
CD010104.2024140	ISO	ISO20-P	24	140	ISO20
CD010104.2527145		ISO25-P	27	145	ISO25
CD010104.3031210		ISO30-P	31	210	ISO30



### CD0101-05 NBT30-GER 无键槽高速刀柄 HIGH SPEED COLLET CHUCK WITHOUT KEYWAY

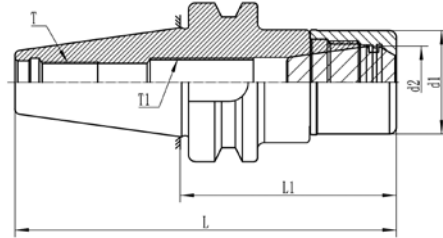


- ◎ 精做动平衡G2.5 30000rpm
- ◎ 适用于木工及雕刻机械
- ◎ Precision dynamic balancing G2.5 30000rpm
- ◎ Suitable for wooden and carving machine

订货号 Order No.	型号 Model No.	夹持范围Capacity	D	L	Collet	Spanner	KGS
CD010105.3016047	NBT30-GER16-47	1-10	27.1	47	ER16	GH27	0.41
CD010105.3016060	NBT30-GER16-60	1-10	27.1	60	ER16	GH27	0.46
CD010105.3016090	NBT30-GER16-90	1-10	27.1	90	ER16	GH27	0.57
CD010105.3020050	NBT30-GER20-50	1-13	33	50	ER20	GH33	0.4
CD010105.3020060	NBT30-GER20-60	1-13	33	60	ER20	GH33	0.46
CD010105.3020070	NBT30-GER20-70	1-13	33	70	ER20	GH33	0.52
CD010105.3020090	NBT30-GER20-90	1-13	33	90	ER20	GH33	0.63
CD010105.3025050	NBT30-GER25-50	1-16	40	50	ER25	GH40	0.4
CD010105.3025060	NBT30-GER25-60	1-16	40	60	ER25	GH40	0.46
CD010105.3025070	NBT30-GER25-70	1-16	40	70	ER25	GH40	0.55
CD010105.3032060	NBT30-GER32-60	1-20	50	60	ER32	GH50	0.48
CD010105.3032070	NBT30-GER32-70	1-20	50	70	ER32	GH50	0.62

## 高精度ER夹持系统 HIGH ACCURACY ER COLLET CHUCKS

### CD0101-06 BT30/40-GER筒夹刀柄 GER COLLET CHUCK



◆精做动平衡 Precision dynamic balancing  
 G2.5 3000rpm

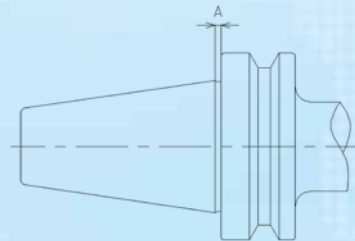
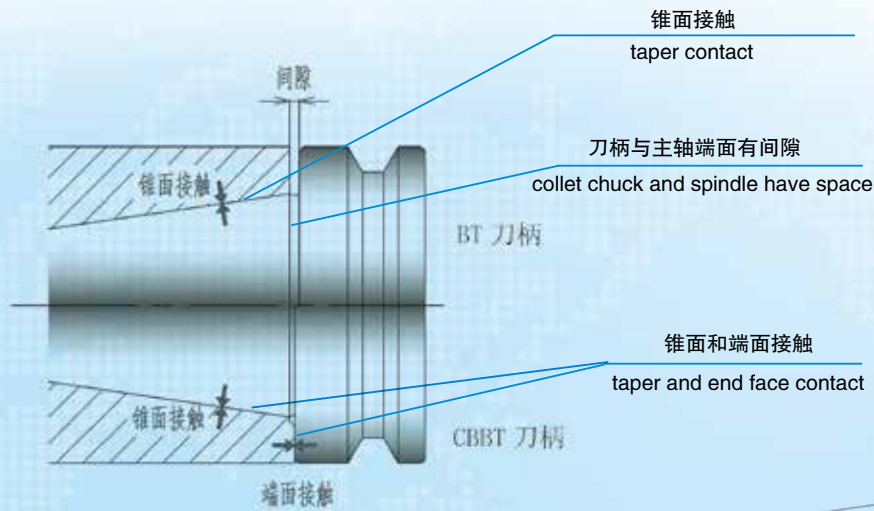
订货号 Order No.	型号 Model No.	L	L1	D	d1	d2	T1	Collet	Spanner	KGS					
CD010106.3011060	BT30-GER11-60	108.4	60	46	19.5	1-7	M6X1P	ER11	GH19	0.45					
CD010106.3011070	BT30-GER11-70	118.4	70							0.5					
CD010106.3011100	BT30-GER11-100	148.4	100							0.6					
CD010106.3016060	BT30-GER16-60	108.4	60							27.1	1-10	M11X1P	ER16	GH27	0.5
CD010106.3016070	BT30-GER16-70	118.4	70		0.55										
CD010106.3016100	BT30-GER16-100	148.4	100		0.8										
CD010106.3020060	BT30-GER20-60	108.4	60		33	1-13	M14X1P	ER20	GH33						0.7
CD010106.3020070	BT30-GER20-70	118.4	70												0.75
CD010106.3020100	BT30-GER20-100	148.4	100		40	1-16	M18X1.5P	ER25	GH40						0.90
CD010106.3025060	BT30-GER25-60	108.4	60							0.65					
CD010106.3025070	BT30-GER25-70	118.4	70							0.7					
CD010106.3025100	BT30-GER25-100	148.4	100							1.45					
CD010106.3032060	BT30-GER32-60	108.4	60							50	1-20	M22X1.5P	ER32	GH50	0.8
CD010106.3032070	BT30-GER32-70	118.4	70												0.85
CD010106.3032100	BT30-GER32-100	148.4	100	1											
CD010106.4011060	BT40-GER11-60	125.4	60	63	19.5	1-7	M6 × 1P	ER11	GH19	1.2					
CD010106.4011070	BT40-GER11-70	135.4	70							1.25					
CD010106.4011100	BT40-GER11-100	165.4	100							1.3					
CD010106.4016070	BT40-GER16-70	135.4	70							27.1	1-10	M11X1P	ER16	GH27	1.36
CD010106.4016100	BT40-GER16-100	165.4	100		1.54										
CD010106.4016125	BT40-GER16-125	190.4	125		1.6										
CD010106.4016150	BT40-GER16-150	215.4	150		1.86										
CD010106.4020070	BT40-GER20-70	135.4	70		33	1-13	M14X1P	ER20	GH33						1.7
CD010106.4020100	BT40-GER20-100	165.4	100												1.8
CD010106.4020150	BT40-GER20-150	215.4	150							2.1					
CD010106.4025070	BT40-GER25-70	135.4	70							40	1-16	M18X1.5P	ER25	GH40	1.9
CD010106.4025100	BT40-GER25-100	165.4	100		2.25										
CD010106.4025150	BT40-GER25-150	215.4	150		2.75										
CD010106.4032070	BT40-GER32-70	135.4	70		50	1-20	M22X1.5P	ER32	GH50						2.5
CD010106.4032100	BT40-GER32-100	165.4	100							2.8					
CD010106.4032125	BT40-GER32-125	190.4	125							3.0					
CD010106.4032150	BT40-GER32-150	215.4	150							3.05					

注：客户在订购刀柄时需注明刀柄本体的冷却形式：A型、AD型、AD+B型。例如BT40 (AD+B) -GER16-70。

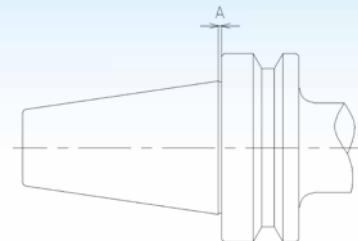
Note: When ordering, please specify the form :Form A & Form AD & Form AD+B .For example BT40(AD+B)-GER16-70

**高速、高精度、高刚性 CBBT 双面锁紧刀柄**
**High speed , high accuracy, high rigidity , CBBT double lock collet chuck**
**CBBT双面锁紧刀柄特点:**

- ◎ 刚性好
- ◎ 零件加工面、加工尺寸精度稳定
- ◎ 刀具使用寿命提高
- ◎ 重切削时因震动对锥柄部产生的磨损减小
- ◎ ATC重复操作精度良
- ◎ 高速旋转时Z轴方向定位稳定
- ◎ Good rigidity
- ◎ Parts processing and surface processing dimensional accuracy stability
- ◎ cutting tool life improve
- ◎ When heavy cutting due to vibration of the taper shank generated little wear
- ◎ ATC repeat the operation with high accuracy
- ◎ When the high-speed rotation Z-axis orientation stable



刀柄Type	A
BT30	2mm
BT40	2mm
BT50	3mm

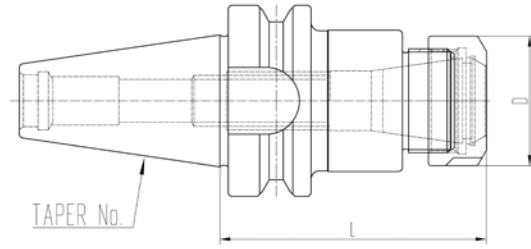


刀柄Type	A
CBBT30	1mm
CBBT40	1mm
CBBT50	1.5mm



## 高精度ER夹持系统 HIGH ACCURACY ER COLLET CHUCKS

### CD0101-07 CBBT-GER筒夹刀柄 CBBT-GER COLLET CHUCK



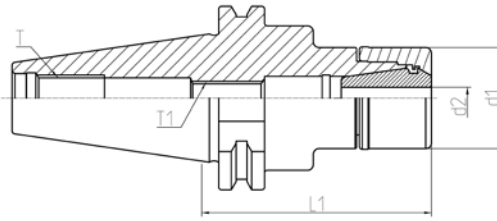
CBBT刀柄(BT双面定位) CBBT collet chuck( BT double lock )

◆精做动平衡 Precision dynamic balancing  
 CBBT30/40-G2.5 30000rpm, CBBT50-G2.5 20000rpm

订货号 Order No.	型号 Model No.	夹持范围 Range	D	L	Collet	Spanner	KGS
CD010107.3011070	CBBT30-GER11-70	1-7	19.5	70	ER11	GH19	0.5
CD010107.3011100	CBBT30-GER11-100			100			0.5
CD010107.3016070	CBBT30-GER16-70	1-10	27.1	70	ER16	GH27	1.0
CD010107.3016100	CBBT30-GER16-100			100			1.1
CD010107.3020070	CBBT30-GER20-70	1-13	33	70	ER20	GH33	1.2
CD010107.3020100	CBBT30-GER20-100			100			1.3
CD010107.3025070	CBBT30-GER25-70	1-16	40	70	ER25	GH40	1.2
CD010107.3025100	CBBT30-GER25-100			100			1.3
CD010107.3032070	CBBT30-GER32-70	1-20	50	70	ER32	GH50	1.4
CD010107.3032100	CBBT30-GER32-100			100			1.9
CD010107.4011070	CBBT40-GER11-70	1-7	19.5	70	ER11	GH19	1.0
CD010107.4011100	CBBT40-GER11-100			100			1.1
CD010107.4016070	CBBT40-GER16-70	1-10	27.1	70	ER16	GH27	1.1
CD010107.4016100	CBBT40-GER16-100			100			1.2
CD010107.4016120	CBBT40-GER16-120			120			1.4
CD010107.4020070	CBBT40-GER20-70	1-13	33	70	ER20	GH33	1.4
CD010107.4020100	CBBT40-GER20-100			100			1.8
CD010107.4020135	CBBT40-GER20-135			135			2.2
CD010107.4025070	CBBT40-GER25-70	1-16	40	70	ER25	GH40	1.4
CD010107.4025100	CBBT40-GER25-100			100			1.8
CD010107.4025135	CBBT40-GER25-135			135			2.2
CD010107.4025150	CBBT40-GER25-150			150			2.4
CD010107.4032070	CBBT40-GER32-70	1-20	50	70	ER32	GH50	1.8
CD010107.4032100	CBBT40-GER32-100			100			2.2
CD010107.4032120	CBBT40-GER32-120			120			2.4
CD010107.4032150	CBBT40-GER32-150			150			2.6
CD010107.5016100	CBBT50-GER16-100	1-10	27.1	100	ER16	GH27	4.2
CD010107.5016120	CBBT50-GER16-120			120			4.4
CD010107.5016165	CBBT50-GER16-165			165			4.6
CD010107.5020100	CBBT50-GER20-100	1-13	33	100	ER20	GH33	4.6
CD010107.5020135	CBBT50-GER20-135			135			4.8
CD010107.5020165	CBBT50-GER20-165			165			5.0
CD010107.5025100	CBBT50-GER25-100	1-16	40	100	ER25	GH40	4.7
CD010107.5025135	CBBT50-GER25-135			135			4.8
CD010107.5025165	CBBT50-GER25-165			165			5.0
CD010107.5032100	CBBT50-GER32-100	1-20	50	100	ER32	GH50	5.2
CD010107.5032135	CBBT50-GER32-135			135			5.7
CD010107.5032165	CBBT50-GER32-165			165			5.8

## 高精度ER夹持系统 HIGH ACCURACY ER COLLET CHUCKS

### CD0101-08 SK(DIN 69871、JT、DAT or DV)-GER 筒夹刀柄 GER COLLET CHUCK



国际: International ISO 7388/1-A JT  
 中国: China GB 10944  
 德国: Germany DIN69871 SK

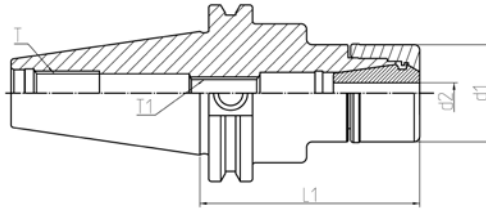
◆精做动平衡 Precision dynamic balancing  
 G2.5 20000rpm

订货号 Order No.	型号 Model No.	L1	d1	d2	T	collet	Spanner	KGS
CD010108.3011100	SK30-GER11-100	100	19.5	1-7	M6 × 1P	ER11	GH19	0.6
CD010108.3016100	SK30-GER16-100		27.1	1-10	M11X1P	ER16	GH27	0.7
CD010108.3020100	SK30-GER20-100		33	1-13	M14X1P	ER20	GH33	0.75
CD010108.3025100	SK30-GER25-100		40	1-16	M18X1.5P	ER25	GH40	0.8
CD010108.3032100	SK30-GER32-100		50	1-20	M22X1.5P	ER32	GH50	0.9
CD010108.4011100	SK40-GER11-100		125	19.5	1-7	M6 × 1P	ER11	GH19
CD010108.4011125	SK40-GER11-125	1.15						
CD010108.4016070	SK40-GER16-70	70	27.1	1-10	M11X1P	ER16	GH27	1.3
CD010108.4016100	SK40-GER16-100	100						1.4
CD010108.4016125	SK40-GER16-125	125						1.6
CD010108.4016150	SK40-GER16-150	150						1.65
CD010108.4020070	SK40-GER20-70	70	33	1-13	M14X1P	ER20	GH33	1.4
CD010108.4020100	SK40-GER20-100	100						1.5
CD010108.4020125	SK40-GER20-125	125						1.95
CD010108.4020150	SK40-GER20-150	150						2.2
CD010108.4025070	SK40-GER25-70	70	40	1-16	M18X1.5P	ER25	GH40	1.6
CD010108.4025100	SK40-GER25-100	100						1.85
CD010108.4025150	SK40-GER25-150	150						2.25
CD010108.4032070	SK40-GER32-70	70						50
CD010108.4032100	SK40-GER32-100	100	2					
CD010108.4032125	SK40-GER32-125	125	2.15					
CD010108.4032150	SK40-GER32-150	150	2.65					
CD010108.5016100	SK50-GER16-100	100	27.1	1-10	M11X1P	ER16	GH27	3.2
CD010108.5016125	SK50-GER16-125	125						4.3
CD010108.5016150	SK50-GER16-150	150						4.5
CD010108.5020100	SK50-GER20-100	100	33	1-13	M14X1P	ER20	GH33	3.4
CD010108.5020125	SK50-GER20-125	125						3.6
CD010108.5020150	SK50-GER20-150	150						3.8
CD010108.5025070	SK50-GER25-70	70	40	1-16	M18X1.5P	ER25	GH40	3.4
CD010108.5025100	SK50-GER25-100	100						4.15
CD010108.5025150	SK50-GER25-150	150						4.5
CD010108.5032080	SK50-GER32-80	80						50
CD010108.5032120	SK50-GER32-120	120	4.6					
CD010108.5032160	SK50-GER32-160	160	4.75					

注: 客户在订购刀柄时需注明刀柄本体的冷却形式: A型、AD型、AD+B型。例如SK40 (AD+B)-GER16-70。  
 Note: When ordering ,please specify the form :Form A & Form AD & Form AD+B .For example SK40(AD+B)-GER16-70

## 高精度ER夹持系统 HIGH ACCURACY ER COLLET CHUCKS

### CD0101-09 CAT(ANSI B5.50、CT) GER筒夹刀柄 CAT(ANSI B5.50、CT) -GER COLLET CHUCK



◆精做动平衡 Precision dynamic balancing  
 CAT40:G2.5 - 25000rpm;CAT50:G2.5-20000rpm

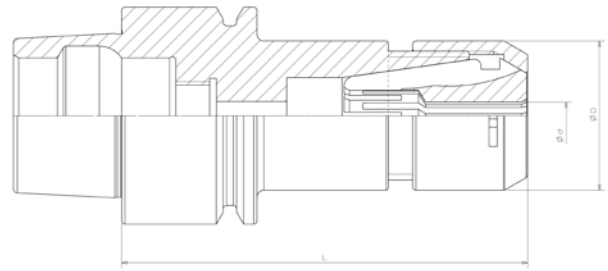
订货号 Order No.	型号 Model No.	L1	d1	d2	T	T1	collet	Spanner	KGS	
CD010109.4016070	CAT40-GER16-2.76"	2.76"	1.067"	1/32"-3/8"	5/8"-11UNC	M11X1P	ER16	GH27	1.05	
CD010109.4016101	CAT40-GER16-4"	4"							1.35	
CD010109.4016152	CAT40-GER16-6"	6"							1.65	
CD010109.4016203	CAT40-GER16-8"	8"							1.85	
CD010109.4020070	CAT40-GER20-2.76"	2.76"	1.299"	1/32"-1/2"		M14X1P	ER20	GH33	1.25	
CD010109.4020101	CAT40-GER20-4"	4"							1.65	
CD010109.4025070	CAT40-GER25-2.76"	2.76"	1.575"	1/16"-5/8"		M18X1.5P	ER25	GH40	1.35	
CD010109.4025101	CAT40-GER25-4"	4"							1.70	
CD010109.4025152	CAT40-GER25-6"	6"							2.25	
CD010109.4025203	CAT40-GER25-8"	8"							2.55	
CD010109.4032070	CAT40-GER32-2.76"	2.76"	1.969"	1/16"-3/4"		M22X1.5P	ER32	GH50	1.25	
CD010109.4032101	CAT40-GER32-4"	4"							1.75	
CD010109.4032152	CAT40-GER32-6"	6"							2.15	
CD010109.4032203	CAT40-GER32-8"	8"							2.65	
CD010109.5016101	CAT50-GER16-4"	4"	1.067"	1/32"-3/8"		1"-8UNC	M11X1P	ER16	GH27	4.10
CD010109.5016152	CAT50-GER16-6"	6"								4.28
CD010109.5016203	CAT50-GER16-8"	8"			4.40					
CD010109.5020101	CAT50-GER20-4"	4"	1.299"	1/32"-1/2"	M14X1P		ER20	GH33	4.20	
CD010109.5020152	CAT50-GER20-6"	6"							4.45	
CD010109.5020203	CAT50-GER20-8"	8"							4.60	
CD010109.5025101	CAT50-GER25-4"	4"	1.575"	1/16"-5/8"	M18X1.5P		ER25	GH40	4.15	
CD010109.5025152	CAT50-GER25-6"	6"							4.50	
CD010109.5025203	CAT50-GER25-8"	8"							4.70	
CD010109.5032101	CAT50-GER32-4"	4"	1.969"	1/16"-3/4"	M22X1.5P		ER32	GH50	4.35	
CD010109.5032152	CAT50-GER32-6"	6"							4.60	
CD010109.5032203	CAT50-GER32-8"	8"							4.90	

注：客户在订购CAT锥柄时，后拉螺纹可另行选购。如公制或其它形式螺纹。  
 Note: When customers order CAT taper shank, can choose metric or other form of threads.



## 高精度ER夹持系统 HIGH ACCURACY ER COLLET CHUCKS

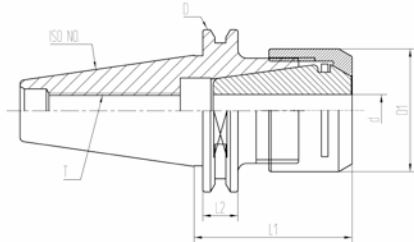
### CD0101-10 HSK-ERMS 筒夹刀柄 COLLET CHUCK



◆精做动平衡 Precision dynamic balancing  
G2.5 30000rpm

订货号 Order No.	型号 Model No.	柄部 Shank	夹持范围 Range	D	L	Collet	Spanner	KGS
CD010110.2511045	HSK25E-ER11MS-45	HSK25E	1-7	19.5	45	ER11	ER11MR	0.07
CD010110.2516050	HSK25E-ER16MS-50	HSK25E	1-10	27.1	50	ER16	ER16MR	0.09
CD010110.3211050	HSK32E-ER11MS-50	HSK32E	1-7	19.5	50	ER11	ER11MR	0.14
CD010110.3216060	HSK32E-ER16MS-60	HSK32E	1-10	27.1	60	ER16	ER16MR	0.17
CD010110.4016060	HSK40E-ER16MS-60	HSK40E	1-10	27.1	60	ER16	ER16MR	0.25
CD010110.4020060	HSK40E-ER20MS-60	HSK40E	1-13	33	60	ER20	ER20MR	0.28
CD010110.4025070	HSK40E-ER25MS-70	HSK40E	1-16	40	70	ER25	ER25MR	0.43
CD010110.6316060	HSK63F-ER16MS-60	HSK63F	1-10	27.1	60	ER16	ER16MR	0.67
CD010110.6320060	HSK63F-ER20MS-60	HSK63F	1-13	33	60	ER20	ER20MR	0.69
CD010110.6325070	HSK63F-ER25MS-70	HSK63F	1-16	40	70	ER25	ER25MR	0.83

### CD0101-11 ISO10/20/25/30-ERMS 高速刀柄 HIGH SPEED COLLET CHUCK WITHOUT KEYWAY

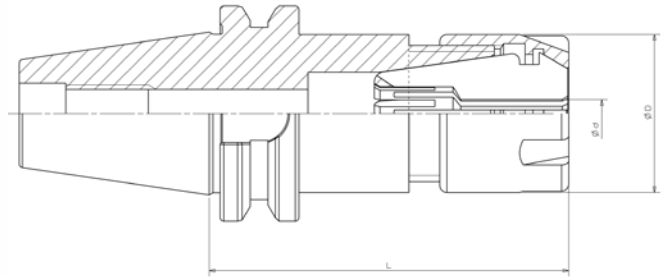


- ◎ 精做动平衡 G2.5 40000rpm
- ◎ 适用于木工及雕刻机械
- ◎ Precision dynamic balancing G2.5 40000rpm
- ◎ Suitable for wooden and carving machine

订货号 Order No.	型号 Model No.	D	夹持范围 Range	D1(Nut)	L1	L2	T	Collet	Spanner	KGS
CD010111.1011025	ISO10-ER11MS-25	23	1-7	16	25	5.5	-	ER11	ER11MR	0.04
CD010111.1016034	ISO10-ER16MS-34	23	1-10	22	34	5.5	-	ER16	ER16MR	0.05
CD010111.2016035	ISO20-ER16MS-35	33	1-10	22	35	8	M8	ER16	ER16MR	0.11
CD010111.2020035	ISO20-ER20MS-35	33	1-13	28	35	8	M8	ER20	ER20MR	0.11
CD010111.2516035	ISO25-ER16MS-35	37	1-10	22	35	8	M8	ER16	ER16MR	0.14
CD010111.2520035	ISO25-ER20MS-35	37	1-13	28	35	8	M8	ER20	ER20MR	0.14
CD010111.2525045	ISO25-ER25MS-45	37	1-16	35	45	8	M8	ER25	ER25MR	0.26
CD010111.3016060	ISO30-ER16MS-60	50	1-10	22	60	15.9	M12	ER16	ER16MR	0.43
CD010111.3020060	ISO30-ER20MS-60	50	1-13	28	60	15.9	M12	ER20	ER20MR	0.47
CD010111.3025060	ISO30-ER25MS-60	50	1-16	35	60	15.9	M12	ER25	ER25MR	0.55

## 高精度ER夹持系统 HIGH ACCURACY ER COLLET CHUCKS

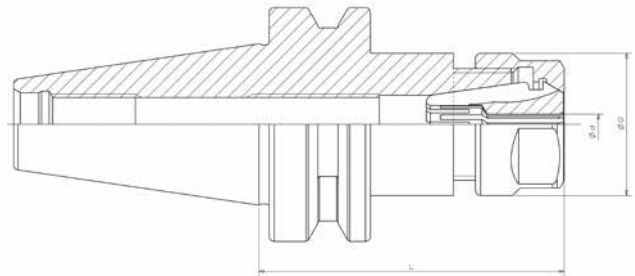
### CD0101-12 ST-ERM高速刀柄 ST-ERM HIGH SPEED COLLET CHUCK



- ◎ 精做动平衡G2.5 30000rpm
- ◎ precision dynamic balancing G2.5 30000rpm

订货号 Order No.	型号 Model No.	d	D	L	Collet	Spanner	KGS
CD010112.0511025	S5T-ER11M-25	1-7	16	25	ER11	ER11M	0.03
CD010112.1511050	S15T-ER11-50	1-7	19	50	ER11	ER11A	0.12
CD010112.1511035	S15T-ER11M-35	1-7	16	35	ER11	ER11M	0.08
CD010112.2016035	S20T-ER16M-35	1-10	22	35	ER16	ER16M	0.11
CD010112.2016050	S20T-ER16M-50	1-10	22	50	ER16	ER16M	0.15
CD010112.2516038	S25T-ER16M-38	1-10	22	38	ER16	ER16M	0.17
CD010112.2516060	S25T-ER16M-60	1-10	22	60	ER16	ER16M	0.22
CD010112.2520039	S25T-ER20M-39	1-13	28	39	ER20	ER20M	0.16
CD010112.2520060	S25T-ER20M-60	1-13	28	60	ER20	ER20M	0.25

### CD0101-13 NBT30-ER 无键槽高速刀柄 HIGH SPEED COLLET CHUCK WITHOUT KEYWAY

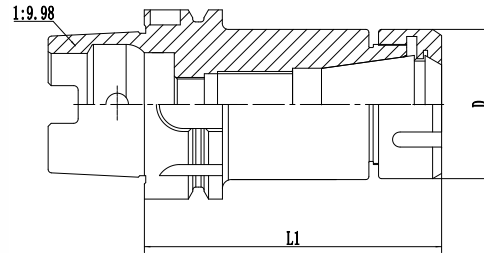


- ◎ 精做动平衡G2.5 30000rpm
- ◎ 适用于木工及雕刻机械
- ◎ precision dynamic balancing G2.5 30000rpm
- ◎ Suitable for wooden and carving machine

订货号 Order No.	型号 Model No.	d	D	L	Collet	Spanner	KGS
CD010113.3016060	NBT30-ER16-60	1-10	28	60	ER16	ER16A	0.47
CD010113.3016070	NBT30-ER16M-70	1-10	22	70	ER16	ER16M	0.45
CD010113.3016061	NBT30-ER16UM-60	1-10	32	60	ER16	ER16UM	0.47
CD010113.3020060	NBT30-ER20-60	1-13	34	60	ER20	ER20A	0.48
CD010113.3020046	NBT30-ER20M-46	1-13	28	46	ER20	ER20M	0.4
CD010113.3020070	NBT30-ER20UM-70	1-13	35	70	ER20	ER20UM	0.48
CD010113.3025047	NBT30-ER25M-47	1-16	35	47	ER25	ER25M	0.38
CD010113.3025060	NBT30-ER25M-60	1-16	35	60	ER25	ER25M	0.48
CD010113.3025061	NBT30-ER25UM-60	1-16	42	60	ER25	ER25UM	0.48
CD010113.3025070	NBT30-ER25UM-70	1-16	42	70	ER25	ER25UM	0.57
CD010113.3032060	NBT30-ER32UM-60	1-20	50	60	ER32	ER32UM	0.51
CD010113.3032070	NBT30-ER32UM-70	1-20	50	70	ER32	ER32UM	0.67

## 高精度ER夹持系统 HIGH ACCURACY ER COLLET CHUCKS

### CD0101-14 HSK-ER 筒夹刀柄 HSK-ER COLLET CHUCK



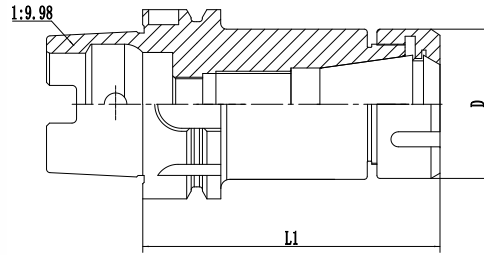
◆精做动平衡 Precision dynamic balancing  
 G2.5 30000rpm

订货号 Order No.	型号 Model No.	柄部 Shank	夹持范围 Range	D	L1	Collet	Spanner	KGS
CD010114.3211045	HSK32A-ER11-45	HSK32A	1-7	19	45	ER11	ER11A	0.14
CD010114.3211060	HSK32A-ER11-60	HSK32A	1-7	19	80	ER11	ER11A	0.17
CD010114.4016080	HSK40A-ER16-80	HSK40A	1-10	28	80	ER16	ER16A	0.38
CD010114.4020080	HSK40A-ER20-80	HSK40A	1-13	34	80	ER20	ER20A	0.44
CD010114.4025080	HSK40A-ER25-80	HSK40A	1-16	42	80	ER25	ER25UM	0.5
CD010114.5016080	HSK50A-ER16-80	HSK50A	1-10	28	80	ER16	ER16A	0.54
CD010114.5016100	HSK50A-ER16-100	HSK50A	1-10	28	100	ER16	ER16A	0.63
CD010114.5020080	HSK50A-ER20-80	HSK50A	1-13	34	80	ER20	ER20A	0.59
CD010114.5020100	HSK50A-ER20-100	HSK50A	1-13	34	100	ER20	ER20A	0.73
CD010114.5025080	HSK50A-ER25-80	HSK50A	1-16	42	80	ER25	ER25UM	0.68
CD010114.5025100	HSK50A-ER25-100	HSK50A	1-16	42	100	ER25	ER25UM	0.9
CD010114.5032100	HSK50A-ER32-100	HSK50A	1-20	50	100	ER32	ER32UM	0.98
CD010114.6311100	HSK63A-ER11-100	HSK63A	1-7	19	100	ER11	ER11A	0.71
CD010114.6316070	HSK63A-ER16-70	HSK63A	1-10	28	70	ER16	ER16A	0.77
CD010114.6316080	HSK63A-ER16-80	HSK63A	1-10	28	80	ER16	ER16A	0.79
CD010114.6316100	HSK63A-ER16-100	HSK63A	1-10	28	100	ER16	ER16A	0.87
CD010114.6316120	HSK63A-ER16-120	HSK63A	1-10	28	120	ER16	ER16A	1.15
CD010114.6316125	HSK63A-ER16-125	HSK63A	1-10	28	125	ER16	ER16A	1.2
CD010114.6316160	HSK63A-ER16-160	HSK63A	1-10	28	160	ER16	ER16A	1.32
CD010114.6320080	HSK63A-ER20-80	HSK63A	1-13	34	80	ER20	ER20A	0.83
CD010114.6320100	HSK63A-ER20-100	HSK63A	1-13	34	100	ER20	ER20A	0.96
CD010114.6320120	HSK63A-ER20-120	HSK63A	1-13	34	120	ER20	ER20A	1.08
CD010114.6320125	HSK63A-ER20-125	HSK63A	1-13	34	125	ER20	ER20A	1.1
CD010114.6320160	HSK63A-ER20-160	HSK63A	1-13	34	160	ER20	ER20A	1.32
CD010114.6325070	HSK63A-ER25-70	HSK63A	1-16	42	70	ER25	ER25UM	0.9
CD010114.6325080	HSK63A-ER25-80	HSK63A	1-16	42	80	ER25	ER25UM	0.93
CD010114.6325100	HSK63A-ER25-100	HSK63A	1-16	42	100	ER25	ER25UM	1.1
CD010114.6325120	HSK63A-ER25-120	HSK63A	1-16	42	120	ER25	ER25UM	1.3
CD010114.6325125	HSK63A-ER25-125	HSK63A	1-16	42	125	ER25	ER25UM	1.4
CD010114.6325160	HSK63A-ER25-160	HSK63A	1-16	42	160	ER25	ER25UM	1.72
CD010114.6325300	HSK63A-ER25-300	HSK63A	1-16	42	300	ER25	ER25UM	3.19
CD010114.6332080	HSK63A-ER32-80	HSK63A	1-20	50	80	ER32	ER32UM	1.0
CD010114.6332100	HSK63A-ER32-100	HSK63A	1-20	50	100	ER32	ER32UM	1.25
CD010114.6332120	HSK63A-ER32-120	HSK63A	1-20	50	120	ER32	ER32UM	1.5
CD010114.6332160	HSK63A-ER32-160	HSK63A	1-20	50	160	ER32	ER32UM	2.02
CD010114.6332250	HSK63A-ER32-250	HSK63A	1-20	50	250	ER32	ER32UM	3.19
CD010114.6332350	HSK63A-ER32-350	HSK63A	1-20	50	350	ER32	ER32UM	4.49
CD010114.6340100	HSK63A-ER40-100	HSK63A	3-26	63	100	ER40	ER40UM	1.45
CD010114.6340120	HSK63A-ER40-120	HSK63A	3-26	63	120	ER40	ER40UM	1.93
CD010114.6340160	HSK63A-ER40-160	HSK63A	3-26	63	160	ER40	ER40UM	2.89



## 高精度ER夹持系统 HIGH ACCURACY ER COLLET CHUCKS

### CD0101-14 HSK-ER 筒夹刀柄 HSK-ER COLLET CHUCK

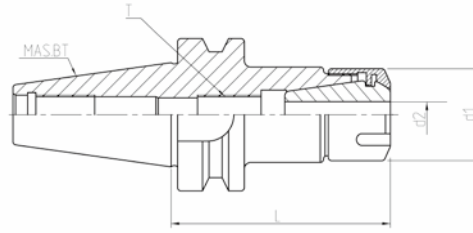


◆精做动平衡 Precision dynamic balancing  
 G2.5 30000rpm

订货号 Order No.	型号 Model No.	柄部 Shank	夹持范围 Range	D	L1	Collet	Spanner	KGS
CD010114.1016100	HSK100A-ER16-100	HSK100A	1 - 10	28	100	ER16	ER16A	2.23
CD010114.1016120	HSK100A-ER16-120	HSK100A	1 - 10	28	120	ER16	ER16A	2.32
CD010114.1016125	HSK100A-ER16-125	HSK100A	1 - 10	28	125	ER16	ER16A	2.34
CD010114.1016160	HSK100A-ER16-160	HSK100A	1 - 10	28	160	ER16	ER16A	2.49
CD010114.1016200	HSK100A-ER16-200	HSK100A	1 - 10	28	200	ER16	ER16A	2.54
CD010114.1016250	HSK100A-ER16-250	HSK100A	1 - 10	28	250	ER16	ER16A	2.71
CD010114.1016385	HSK100A-ER16-385	HSK100A	1 - 10	28	385	ER16	ER16A	3.18
CD010114.1020100	HSK100A-ER20-100	HSK100A	1 - 13	34	100	ER20	ER20A	2.3
CD010114.1020120	HSK100A-ER20-120	HSK100A	1 - 13	34	120	ER20	ER20A	2.42
CD010114.1020125	HSK100A-ER20-125	HSK100A	1 - 13	34	125	ER20	ER20A	2.5
CD010114.1020160	HSK100A-ER20-160	HSK100A	1 - 13	34	160	ER20	ER20A	2.66
CD010114.1020200	HSK100A-ER20-200	HSK100A	1 - 13	34	200	ER20	ER20A	2.9
CD010114.1020250	HSK100A-ER20-250	HSK100A	1 - 13	34	250	ER20	ER20A	3.2
CD010114.1025100	HSK100A-ER25-100	HSK100A	1 - 16	42	100	ER25	ER25UM	2.48
CD010114.1025120	HSK100A-ER25-120	HSK100A	1 - 16	42	120	ER25	ER25UM	2.64
CD010114.1025125	HSK100A-ER25-125	HSK100A	1 - 16	42	125	ER25	ER25UM	2.68
CD010114.1025150	HSK100A-ER25-150	HSK100A	1 - 16	42	150	ER25	ER25UM	2.88
CD010114.1025160	HSK100A-ER25-160	HSK100A	1 - 16	42	160	ER25	ER25UM	3.0
CD010114.1025200	HSK100A-ER25-200	HSK100A	1 - 16	42	200	ER25	ER25UM	3.28
CD010114.1025250	HSK100A-ER25-250	HSK100A	1 - 16	42	250	ER25	ER25UM	3.63
CD010114.1032080	HSK100A-ER32-80	HSK100A	1- 20	50	80	ER32	ER32UM	2.31
CD010114.1032100	HSK100A-ER32-100	HSK100A	1- 20	50	100	ER32	ER32UM	2.6
CD010114.1032120	HSK100A-ER32-120	HSK100A	1- 20	50	120	ER32	ER32UM	2.89
CD010114.1032125	HSK100A-ER32-125	HSK100A	1- 20	50	125	ER32	ER32UM	2.96
CD010114.1032160	HSK100A-ER32-160	HSK100A	1- 20	50	160	ER32	ER32UM	3.4
CD010114.1032200	HSK100A-ER32-200	HSK100A	1- 20	50	200	ER32	ER32UM	3.28
CD010114.1032250	HSK100A-ER32-250	HSK100A	1- 20	50	250	ER32	ER32UM	4.7
CD010114.1032300	HSK100A-ER32-300	HSK100A	1- 20	50	300	ER32	ER32UM	5.34
CD010114.1032350	HSK100A-ER32-350	HSK100A	1- 20	50	350	ER32	ER32UM	5.98
CD010114.1040100	HSK100A-ER40-100	HSK100A	3 - 26	63	100	ER40	ER40UM	2.9
CD010114.1040120	HSK100A-ER40-120	HSK100A	3 - 26	63	120	ER40	ER40UM	3.28
CD010114.1040125	HSK100A-ER40-125	HSK100A	3 - 26	63	125	ER40	ER40UM	3.38
CD010114.1040160	HSK100A-ER40-160	HSK100A	3 - 26	63	160	ER40	ER40UM	4.22
CD010114.1040200	HSK100A-ER40-200	HSK100A	3 - 26	63	200	ER40	ER40UM	4.98
CD010114.1040250	HSK100A-ER40-250	HSK100A	3 - 26	63	250	ER40	ER40UM	5.93
CD010114.1040300	HSK100A-ER40-300	HSK100A	3 - 26	63	300	ER40	ER40UM	6.88
CD010114.1016394	HSK100A-ER16-3.94"	HSK100A	1-10	28	3.94"	ER16	ER16A	2.24
CD010114.1025394	HSK100A-ER25-3.94"	HSK100A	1-16	42	3.94"	ER25	ER25UM	2.46
CD010114.10132394	HSK100A-ER32-3.94"	HSK100A	1-20	50	3.94"	ER32	ER32UM	2.61
CD010114.1040354	HSK100A-ER40-3.54"	HSK100A	3-26	63	3.54"	ER40	ER40UM	2.67
CD010114.1040472	HSK100A-ER40-4.72"	HSK100A	3-26	63	4.72"	ER40	ER40UM	3.28

## 高精度ER夹持系统 HIGH ACCURACY ER COLLET CHUCKS

### CD0101-15 BT30/40-ER筒夹刀柄 COLLET CHUCK



◆精做动平衡 Precision dynamic balancing  
G2.5 25000rpm

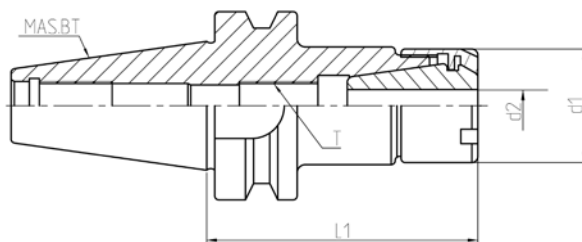
订货号 Order No.	型号 Model No.	L	d1	d2	T	Collet	Spanner	KGS
CD010115.3011060	BT30-ER11-60	60	19	1-7	M6X1P	ER11	ER11A	0.45
CD010115.3011070	BT30-ER11-70	70						0.5
CD010115.3011100	BT30-ER11-100	100						0.6
CD010115.3011150	BT30-ER11-150	150						0.7
CD010115.3016060	BT30-ER16-60	60	28	1-10	M11X1P	ER16	ER16A	0.5
CD010115.3016070	BT30-ER16-70	70						0.55
CD010115.3016100	BT30-ER16-100	100						0.8
CD010115.3016120	BT30-ER16-120	120						0.95
CD010115.3016150	BT30-ER16-150	150					1	
CD010115.3020060	BT30-ER20-60	60	34	1-13	M14X1P	ER20	ER20A	0.7
CD010115.3020070	BT30-ER20-70	70						0.75
CD010115.3020100	BT30-ER20-100	100						0.90
CD010115.3025060	BT30-ER25-60	60						42
CD010115.3025070	BT30-ER25-70	70	0.7					
CD010115.3025100	BT30-ER25-100	100	1.45					
CD010115.3025150	BT30-ER25-150	150	1.6					
CD010115.3032060	BT30-ER32-60	60	50	1-20	M22X1.5P	ER32	ER32UM	0.8
CD010115.3032070	BT30-ER32-70	70						0.85
CD010115.3032100	BT30-ER32-100	100						1.5
CD010115.3032150	BT30-ER32-150	150						1.7
CD010115.3040080	BT30-ER40-80	80	63	3-26	M28X1.5P	ER40	ER40UM	1.1
CD010115.3040100	BT30-ER40-100	100						1.6
CD010115.3040150	BT30-ER40-150	150						1.8
CD010115.4011060	BT40-ER11-60	60						19
CD010115.4011070	BT40-ER11-70	70	1.25					
CD010115.4011100	BT40-ER11-100	100	1.3					
CD010115.4011150	BT40-ER11-150	150	1.38					
CD010115.4016070	BT40-ER16-70	70	28	1-10	M11X1P	ER16	ER16A	1.36
CD010115.4016100	BT40-ER16-100	100						1.54
CD010115.4016125	BT40-ER16-125	125						1.6
CD010115.4016150	BT40-ER16-150	150						1.86
CD010115.4016200	BT40-ER16-200	200					2.18	
CD010115.4020070	BT40-ER20-70	70	34	1-13	M14X1P	ER20	ER20A	1.7
CD010115.4020100	BT40-ER20-100	100						1.8
CD010115.4020125	BT40-ER20-125	125						1.95
CD010115.4020150	BT40-ER20-150	150						2.1
CD010115.4020200	BT40-ER20-200	200					2.4	
CD010115.4025070	BT40-ER25-70	70	42	1-16	M18X1.5P	ER25	ER25UM	1.9
CD010115.4025100	BT40-ER25-100	100						2.25
CD010115.4025125	BT40-ER25-125	125						2.5
CD010115.4025150	BT40-ER25-150	150						2.75
CD010115.4025200	BT40-ER25-200	200					3	
CD010115.4032060	BT40-ER32-60	60	50	1-20	M22X1.5P	ER32	ER32UM	2.4
CD010115.4032070	BT40-ER32-70	70						2.5
CD010115.4032100	BT40-ER32-100	100						2.8
CD010115.4032125	BT40-ER32-125	125						3.0
CD010115.4032150	BT40-ER32-150	150					3.05	
CD010115.4032200	BT40-ER32-200	200					3.1	
CD010115.4032300	BT40-ER32-300	300					3.25	

注：客户在订购刀柄时需注明刀柄本体的冷却形式：A型、AD型、AD+B型。例如BT40 (AD+B)-ER16-70。

Note: when ordering please indicate in the form of cooling the handle of the ontology: A, AD, AD+B. For example BT40 (AD+B) -ER16-70.

## 高精度ER夹持系统 HIGH ACCURACY ER COLLET CHUCKS

### CD0101-16 BT40/50-ER 筒夹刀柄 COLLET CHUCK



◆精做动平衡 Precision dynamic balancing  
G2.5 20000rpm

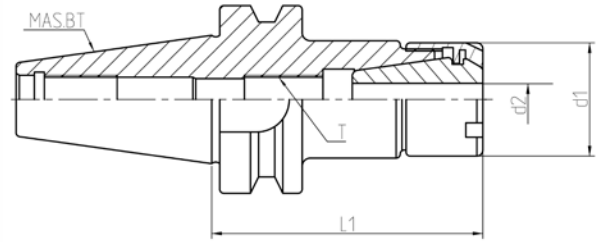
订货号 Order No.	型号 Model No.	L	d1	d2	T	collet	Spanner	KGS
CD010116.4040070	BT40-ER40-70	70	63	3-26	M28X1.5P	ER40	ER40UM	2.3
CD010116.4040080	BT40-ER40-80	80						2.5
CD010116.4040100	BT40-ER40-100	100						3.1
CD010116.4040120	BT40-ER40-120	120						3.7
CD010116.4040150	BT40-ER40-150	150						4.1
CD010116.4050085	BT40-ER50-85	85	78	6-34	M28X1.5P	ER50	ER50UM	3.1
CD010116.4050100	BT40-ER50-100	100						3.2
CD010116.5016070	BT50-ER16-70	70	28	1-10	M11X1P	ER16	ER16A	4.05
CD010116.5016100	BT50-ER16-100	100						4.2
CD010116.5016135	BT50-ER16-135	135						4.4
CD010116.5016150	BT50-ER16-150	150						4.45
CD010116.5016165	BT50-ER16-165	165						4.5
CD010116.5016200	BT50-ER16-200	200						4.8
CD010116.5016250	BT50-ER16-250	250						5.23
CD010116.5020070	BT50-ER20-70	70	34	1-13	M14X1P	ER20	ER20A	4.2
CD010116.5020100	BT50-ER20-100	90						4.25
CD010116.5020135	BT50-ER20-135	135						4.55
CD010116.5020150	BT50-ER20-150	150						4.7
CD010116.5020165	BT50-ER20-165	165						4.8
CD010116.5020200	BT50-ER20-200	200						4.9
CD010116.5020250	BT50-ER20-250	250						5.2
CD010116.5020300	BT50-ER20-300	300						5.5
CD010116.5025070	BT50-ER25-70	70	42	1-16	M18X1.5P	ER25	ER25UM	4.2
CD010116.5025100	BT50-ER25-100	105						4.4
CD010116.5025135	BT50-ER25-135	135						4.7
CD010116.5025150	BT50-ER25-150	150						4.8
CD010116.5025165	BT50-ER25-165	165						5
CD010116.5025200	BT50-ER25-200	200						5.2
CD010116.5025250	BT50-ER25-250	250						5.5
CD010116.5025300	BT50-ER25-300	300						5.7
CD010116.5025350	BT50-ER25-350	350						5.9
CD010116.5025400	BT50-ER25-400	400						6.1
CD010116.5025450	BT50-ER25-450	450						6.3
CD010116.5025480	BT50-ER25-480	480						6.42

注：客户在订购刀柄时需注明刀柄本体的冷却形式：A型、AD型、AD+B型。例如BT50 (AD+B) -ER16-70。

Note: When ordering, please specify the form: Form A & Form AD & Form AD+B. For example BT50(AD+B)-ER16-70.

## 高精度ER夹持系统 HIGH ACCURACY ER COLLET CHUCKS

### CD0101-17 BT50-ER筒夹刀柄 BT-ER COLLET CHUCK



◆精做动平衡 Precision dynamic balancing  
G2.5 20000rpm

订货号Order No.	型号 Model No.	L1	d1	d2	T	collet	Spanner	KGS
CD010117.5032070	BT50-ER32-70	70	50	1-20	M22X1.5P	ER32	ER32UM	4.6
CD010117.5032100	BT50-ER32-100	100				ER32	ER32UM	4.8
CD010117.5032135	BT50-ER32-135	135				ER32	ER32UM	5
CD010117.5032150	BT50-ER32-150	150				ER32	ER32UM	5.3
CD010117.5032165	BT50-ER32-165	165				ER32	ER32UM	5.4
CD010117.5032200	BT50-ER32-200	200				ER32	ER32UM	5.5
CD010117.5032250	BT50-ER32-250	250				ER32	ER32UM	5.8
CD010117.5032300	BT50-ER32-300	300				ER32	ER32UM	6.48
CD010117.5032350	BT50-ER32-350	350				ER32	ER32UM	7.22
CD010117.5032400	BT50-ER32-400	400				ER32	ER32UM	7.99
CD010117.5032450	BT50-ER32-450	450				ER32	ER32UM	8.7
CD010117.5032650	BT50-ER32-650	650				ER32	ER32UM	11.8
CD010117.5032101	BT50-ER32-1000	1000				ER32	ER32UM	21.39
CD010117.5040080	BT50-ER40-80	80	63	3-26	M28X1.5P	ER40	ER40UM	4.3
CD010117.5040100	BT50-ER40-100	100				ER40	ER40UM	4.4
CD010117.5040120	BT50-ER40-120	120				ER40	ER40UM	5.2
CD010117.5040135	BT50-ER40-135	135				ER40	ER40UM	5.5
CD010117.5040150	BT50-ER40-150	150				ER40	ER40UM	5.8
CD010117.5040200	BT50-ER40-200	200				ER40	ER40UM	6.7
CD010117.5040250	BT50-ER40-250	250				ER40	ER40UM	7.5
CD010117.5040300	BT50-ER40-300	300				ER40	ER40UM	8.4
CD010117.5040350	BT50-ER40-350	350				ER40	ER40UM	9.5
CD010117.5040400	BT50-ER40-400	400				ER40	ER40UM	10.5
CD010117.5040450	BT50-ER40-450	450				ER40	ER40UM	11.5
CD010117.5040500	BT50-ER40-500	500				ER40	ER40UM	13
CD010117.5040700	BT50-ER40-700	700	ER40	ER40UM	19			
CD010117.5040900	BT50-ER40-900	900	ER40	ER40UM	22			
CD010117.5040101	BT50-ER40-1000	1000	ER40	ER40UM	24			
CD010117.5040128	BT50-ER40-1280	1280	ER40	ER40UM	30.4			
CD010117.5050090	BT50-ER50-90	90	78	6-34	M28X1.5P	ER50	ER50UM	4.6
CD010117.5050120	BT50-ER50-120	120				ER50	ER50UM	5.5
CD010117.5050165	BT50-ER50-165	165				ER50	ER50UM	6.1
CD010117.5050300	BT50-ER50-300	300				ER50	ER50UM	10
CD010117.5050350	BT50-ER50-350	350				ER50	ER50UM	11
CD010117.5050400	BT50-ER50-400	400				ER50	ER50UM	12

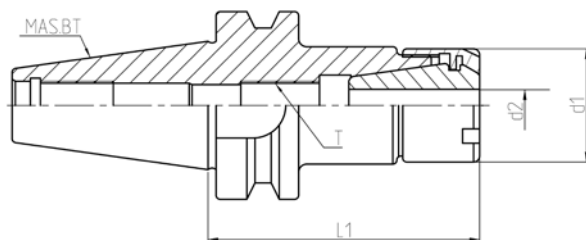
注：客户在订购刀柄时需注明刀柄本体的冷却形式：A型、AD型、AD+B型。例如BT50 (AD+B) -ER16-70。

Note: When ordering, please specify the form: Form A & Form AD & Form AD+B. For example BT50(AD+B)-ER16-70.



## 高精度ER夹持系统 HIGH ACCURACY ER COLLET CHUCKS

### CD0101-18 BT-ERM型筒夹刀柄 COLLET CHUCK M TYPE



◆精做动平衡 Precision dynamic balancing  
 BT30/40:G2.5 25000rpm;BT50:G2.5 20000rpm

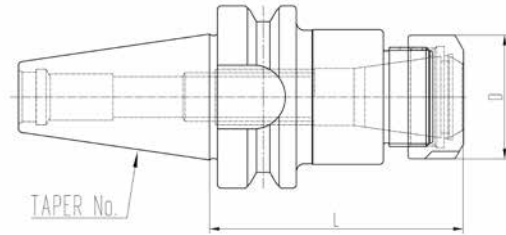
订货号 Order No.	型号 Model No.	L1	d1	d2	T	collet	Spanner	KGS
CD010118.3011070	BT30-ER11M-70	70	16	1-7	M6X1P	ER11	ER11M	0.50
CD010118.3011100	BT30-ER11M-100	100	16			ER11	ER11M	0.60
CD010118.3011120	BT30-ER11M-120	120	16			ER11	ER11M	0.70
CD010118.3016070	BT30-ER16M-70	70	22	1-10	M11X1P	ER16	ER16M	0.55
CD010118.3016100	BT30-ER16M-100	100	22			ER16	ER16M	0.65
CD010118.3016120	BT30-ER16M-120	120	22			ER16	ER16M	0.75
CD010118.3020100	BT30-ER20M-100	100	28	1-13	M14X1P	ER20	ER20M	0.70
CD010118.3020120	BT30-ER20M-120	120	28			ER20	ER20M	0.80
CD010118.3020150	BT30-ER20M-150	150	28			ER20	ER20M	1.00
CD010118.4011070	BT40-ER11M-70	70	16	1-7	M6X1P	ER11	ER11M	1.10
CD010118.4011100	BT40-ER11M-100	100	16			ER11	ER11M	1.20
CD010118.4011125	BT40-ER11M-125	125	16			ER11	ER11M	1.40
CD010118.4011150	BT40-ER11M-150	150	16			ER11	ER11M	1.50
CD010118.4016070	BT40-ER16M-70	70	22	1-10	M11X1P	ER16	ER16M	1.20
CD010118.4016100	BT40-ER16M-100	100	22			ER16	ER16M	1.30
CD010118.4016125	BT40-ER16M-125	125	22			ER16	ER16M	1.50
CD010118.4016150	BT40-ER16M-150	150	22			ER16	ER16M	1.60
CD010118.4020070	BT40-ER20M-70	70	28	1-13	M14X1P	ER20	ER20M	1.20
CD010118.4020100	BT40-ER20M-100	100	28			ER20	ER20M	1.55
CD010118.4020125	BT40-ER20M-125	125	28			ER20	ER20M	1.70
CD010118.4020150	BT40-ER20M-150	150	28			ER20	ER20M	1.80
CD010118.5011070	BT50-ER11M-70	70	16	1-7	M6X1P	ER11	ER11M	3.80
CD010118.5011090	BT50-ER11M-90	90	16			ER11	ER11M	3.90
CD010118.5011105	BT50-ER11M-105	105	16			ER11	ER11M	4.00
CD010118.5011135	BT50-ER11M-135	135	16			ER11	ER11M	4.10
CD010118.5011165	BT50-ER11M-165	165	16			ER11	ER11M	4.20
CD010118.5016070	BT50-ER16M-70	70	22	1-10	M11X1P	ER16	ER16M	3.90
CD010118.5016090	BT50-ER16M-90	90	22			ER16	ER16M	4.00
CD010118.5016105	BT50-ER16M-105	105	22			ER16	ER16M	4.10
CD010118.5016135	BT50-ER16M-135	135	22			ER16	ER16M	4.20
CD010118.5016165	BT50-ER16M-165	165	22			ER16	ER16M	4.30
CD010118.5020090	BT50-ER20M-90	90	28	1-13	M14X1P	ER20	ER20M	4.10
CD010118.5020105	BT50-ER20M-105	105	28			ER20	ER20M	4.20
CD010118.5020135	BT50-ER20M-135	135	28			ER20	ER20M	4.40
CD010118.5020165	BT50-ER20M-165	165	28			ER20	ER20M	4.60

注：客户在订购刀柄时需注明刀柄本体的冷却形式：A型、AD型、AD+B型。例如BT40 (AD+B) -ER16M-70。

Note: When ordering ,please specify the form :Form A & Form AD & Form AD+B .For example BT40(AD+B)-ER16M-70.

## 高精度ER夹持系统 HIGH ACCURACY ER COLLET CHUCKS

### CD0101-19 CBBT-ER 筒夹刀柄 COLLET CHUCK



CBBT刀柄(BT双面定位) CBBT collet chuck( BT double lock )

◆精做动平衡 Precision dynamic balancing

CBBT30/40:G2.5 30000rpm;CBBT50:G2.5 20000rpm

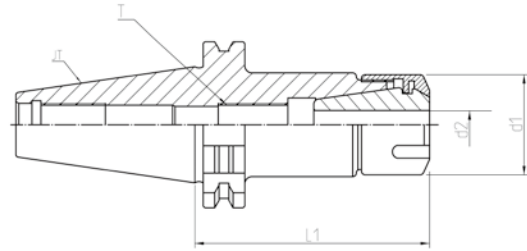
订货号 Order No.	型号 Model No.	夹持范围 Range	D	L	collet	Spanner	KGS
CD010119.3011070	CBBT30-ER11-70	1-7	19	70	ER11	ER11A	0.5
CD010119.3011100	CBBT30-ER11-100	1-7	19	100	ER11	ER11A	0.5
CD010119.3016070	CBBT30-ER16-70	1-10	28	70	ER16	ER16A	1.0
CD010119.3016100	CBBT30-ER16-100	1-10	28	100	ER16	ER16A	1.1
CD010119.3020070	CBBT30-ER20-70	1-13	34	70	ER20	ER20A	1.2
CD010119.3020100	CBBT30-ER20-100	1-13	34	100	ER20	ER20A	1.3
CD010119.3025070	CBBT30-ER25-70	1-16	42	70	ER25	ER25UM	1.2
CD010119.3025100	CBBT30-ER25-100	1-16	42	100	ER25	ER25UM	1.3
CD010119.3032070	CBBT30-ER32-70	1-20	50	70	ER32	ER32UM	1.4
CD010119.3032100	CBBT30-ER32-100	1-20	50	100	ER32	ER32UM	1.9
CD010119.4011070	CBBT40-ER11-70	1-7	19	70	ER11	ER11A	1.0
CD010119.4011100	CBBT40-ER11-100	1-7	19	100	ER11	ER11A	1.1
CD010119.4016070	CBBT40-ER16-70	1-10	28	70	ER16	ER16A	1.1
CD010119.4016100	CBBT40-ER16-100	1-10	28	100	ER16	ER16A	1.2
CD010119.4016120	CBBT40-ER16-120	1-10	28	120	ER16	ER16A	1.4
CD010119.4020070	CBBT40-ER20-70	1-13	34	70	ER20	ER20A	1.4
CD010119.4020100	CBBT40-ER20-100	1-13	34	100	ER20	ER20A	1.8
CD010119.4020135	CBBT40-ER20-135	1-13	34	135	ER20	ER20A	2.2
CD010119.4025070	CBBT40-ER25-70	1-16	42	70	ER25	ER25UM	1.4
CD010119.4025100	CBBT40-ER25-100	1-16	42	100	ER25	ER25UM	1.8
CD010119.4025135	CBBT40-ER25-135	1-16	42	135	ER25	ER25UM	2.2
CD010119.4025150	CBBT40-ER25-150	1-16	42	150	ER25	ER25UM	2.4
CD010119.4032070	CBBT40-ER32-70	1-20	50	70	ER32	ER32UM	1.8
CD010119.4032100	CBBT40-ER32-100	1-20	50	100	ER32	ER32UM	2.2
CD010119.4032120	CBBT40-ER32-120	1-20	50	120	ER32	ER32UM	2.4
CD010119.4032150	CBBT40-ER32-150	1-20	50	150	ER32	ER32UM	2.6
CD010119.4040080	CBBT40-ER40-80	3-26	63	80	ER40	ER40UM	1.5
CD010119.5016100	CBBT50-ER16-100	1-10	28	100	ER16	ER16A	4.2
CD010119.5016120	CBBT50-ER16-120	1-10	28	120	ER16	ER16A	4.4
CD010119.5016165	CBBT50-ER16-165	1-10	28	165	ER16	ER16A	4.6
CD010119.5020100	CBBT50-ER20-100	1-13	34	100	ER20	ER20A	4.6
CD010119.5020135	CBBT50-ER20-135	1-13	34	135	ER20	ER20A	4.8
CD010119.5020165	CBBT50-ER20-165	1-13	34	165	ER20	ER20A	5.0
CD010119.5025100	CBBT50-ER25-100	1-16	42	100	ER25	ER25UM	4.7
CD010119.5025135	CBBT50-ER25-135	1-16	42	135	ER25	ER25UM	4.8
CD010119.5025165	CBBT50-ER25-165	1-16	42	165	ER25	ER25UM	5.0
CD010119.5032100	CBBT50-ER32-100	1-20	50	100	ER32	ER32UM	5.2
CD010119.5032135	CBBT50-ER32-135	1-20	50	135	ER32	ER32UM	5.7
CD010119.5032165	CBBT50-ER32-165	1-20	50	165	ER32	ER32UM	5.8
CD010119.5040100	CBBT50-ER40-100	3-26	63	100	ER40	ER40UM	5.6
CD010119.5040150	CBBT50-ER40-150	3-26	63	150	ER40	ER40UM	6.1
CD010119.5050100	CBBT50-ER50-100	6-34	78	100	ER50	ER50UM	5.8
CD010119.5050150	CBBT50-ER50-150	6-34	78	150	ER50	ER50UM	6.3

## 高精度ER夹持系统 HIGH ACCURACY ER COLLET CHUCKS

### CD0101-21 SK(DIN 69871、JT、DAT或DV) ER 筒夹刀柄 ER COLLET CHUCK



国际: International ISO 7388/1-A JT  
 中国: China GB 10944  
 德国: Germany DIN69871 SK



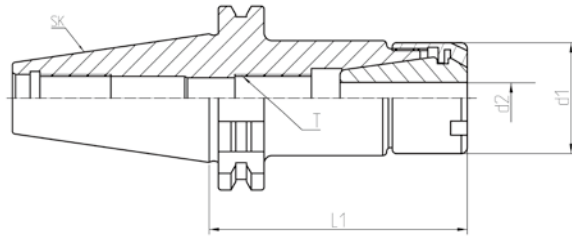
◆精做动平衡 Precision dynamic balancing  
 SK30/40:G2.5 20000rpm;SK50:G2.5 25000rpm

订货号 Order No.	型号 Model No.	L1	d1	d2	T	Collets	Spanner	KGS
CD010121.3011100	SK30-ER11-100	100	19	1-7	M6 x 1P	ER11	ER11A	0.6
CD010121.3016100	SK30-ER16-100	100	28	1-10	M11X1P	ER16	ER16A	0.7
CD010121.3020100	SK30-ER20-100	100	34	1-13	M14X1P	ER20	ER20A	0.75
CD010121.3025100	SK30-ER25-100	100	42	1-16	M18X1.5P	ER25	ER25UM	0.8
CD010121.3032100	SK30-ER32-100	100	50	1-20	M22X1.5P	ER32	ER32UM	0.9
CD010121.4011100	SK40-ER11-100	100	19	1-7	M6 x 1P	ER11	ER11A	1.05
CD010121.4011125	SK40-ER11-125	125				ER11	ER11A	1.15
CD010121.4016070	SK40-ER16-70	70	28	1-10	M11X1P	ER16	ER16A	1.3
CD010121.4016100	SK40-ER16-100	100				ER16	ER16A	1.4
CD010121.4016125	SK40-ER16-125	125				ER16	ER16A	1.6
CD010121.4016150	SK40-ER16-150	150				ER16	ER16A	1.65
CD010121.4020070	SK40-ER20-70	70	34	1-13	M14X1P	ER20	ER20A	1.4
CD010121.4020100	SK40-ER20-100	100				ER20	ER20A	1.5
CD010121.4020125	SK40-ER20-125	125				ER20	ER20A	1.95
CD010121.4020150	SK40-ER20-150	150				ER20	ER20A	2.2
CD010121.4025070	SK40-ER25-70	70	42	1-16	M18X1.5P	ER25	ER25UM	1.6
CD010121.4025100	SK40-ER25-100	100				ER25	ER25UM	1.85
CD010121.4025150	SK40-ER25-150	150				ER25	ER25UM	2.25
CD010121.4032070	SK40-ER32-70	70	50	1-20	M22X1.5P	ER32	ER32UM	1.6
CD010121.4032100	SK40-ER32-100	100				ER32	ER32UM	2
CD010121.4032125	SK40-ER32-125	125				ER32	ER32UM	2.15
CD010121.4032150	SK40-ER32-150	150				ER32	ER32UM	2.65
CD010121.4040070	SK40-ER40-70	70	63	3-26	M28X1.5P	ER40	ER40UM	1.5
CD010121.4040100	SK40-ER40-100	100				ER40	ER40UM	2
CD010121.4040125	SK40-ER40-125	125				ER40	ER40UM	3.3
CD010121.4050100	SK40-ER50-100	100				78	6-34	ER50
CD010121.5016100	SK50-ER16-100	100	28	1-10	M11X1P	ER16	ER16A	3.2
CD010121.5016125	SK50-ER16-125	125				ER16	ER16A	4.3
CD010121.5016150	SK50-ER16-150	150				ER16	ER16A	4.5
CD010121.5020100	SK50-ER20-100	100	34	1-13	M14X1P	ER20	ER20A	3.4
CD010121.5020125	SK50-ER20-125	125				ER20	ER20A	3.6
CD010121.5020150	SK50-ER20-150	150				ER20	ER20A	3.8
CD010121.5025070	SK50-ER25-70	70	42	1-16	M18X1.5P	ER25	ER25UM	3.4
CD010121.5025100	SK50-ER25-100	100				ER25	ER25UM	4.15
CD010121.5025150	SK50-ER25-150	150				ER25	ER25UM	4.5
CD010121.5032070	SK50-ER32-70	70	50	1-20	M22X1.5P	ER32	ER32UM	3.6
CD010121.5032100	SK50-ER32-100	100				ER32	ER32UM	4.6
CD010121.5032150	SK50-ER32-150	150				ER32	ER32UM	4.75
CD010121.5040080	SK50-ER40-80	80	63	3-26	M28X1.5P	ER40	ER40UM	3.65
CD010121.5040120	SK50-ER40-120	120				ER40	ER40UM	4.8
CD010121.5040150	SK50-ER40-150	150				ER40	ER40UM	5.2
CD010121.5050080	SK50-ER50-80	80	78	6-34	M28X1.5P	ER50	ER50UM	4.85
CD010121.5050120	SK50-ER50-120	120				ER50	ER50UM	5.45
CD010121.5050150	SK50-ER50-150	150				ER50	ER50UM	5.55

注: 客户在订购刀柄时需注明刀柄本体的冷却形式: A型、AD型、AD+B型。例如SK40(AD+B)-ER16-70。  
 Note: When ordering ,please specify the form :Form A & Form AD & Form AD+B. For example SK40(AD+B)-ER16-70.

## 高精度ER夹持系统 HIGH ACCURACY ER COLLET CHUCKS

CD0101-22 SK(DIN 69871、JT、DAT或DV) ER M型筒夹刀柄 ER COLLET CHUCK M TYPE



◆精做动平衡 Precision dynamic balancing  
 SK30/40:G2.5 20000rpm;SK50:G2.5 15000rpm

订货号 Order No.	型号 Model No.	L1	d1	d2	T	Collets	Spanner	KGS
CD010122.3011070	SK30-ER11M-70	70	16	1-7	M6 × 1P	ER11	ER11M	0.5
CD010122.3011100	SK30-ER11M-100	100	16	1-7		ER11	ER11M	0.6
CD010122.3011120	SK30-ER11M-120	120	16	1-7		ER11	ER11M	0.7
CD010122.3016070	SK30-ER16M-70	70	22	1-10	M11X1P	ER16	ER16M	0.55
CD010122.3016100	SK30-ER16M-100	100	22	1-10		ER16	ER16M	0.65
CD010122.3016120	SK30-ER16M-120	120	22	1-10		ER16	ER16M	0.75
CD010122.3020100	SK30-ER20M-100	100	28	1-13		ER20	ER20M	0.7
CD010122.3020120	SK30-ER20M-120	120	28	1-13	M14X1P	ER20	ER20M	0.8
CD010122.3020150	SK30-ER20M-150	150	28	1-13		ER20	ER20M	1
CD010122.4011070	SK40-ER11M-70	70	16	1-7		M6 × 1P	ER11	ER11M
CD010122.4011100	SK40-ER11M-100	100	16	1-7	ER11		ER11M	1.2
CD010122.4011125	SK40-ER11M-125	125	16	1-7	ER11		ER11M	1.1
CD010122.4011150	SK40-ER11M-150	150	16	1-7	ER11		ER11M	1.5
CD010122.4016070	SK40-ER16M-70	70	22	1-10	M11X1P	ER16	ER16M	1.2
CD010122.4016100	SK40-ER16M-100	100	22	1-10		ER16	ER16M	1.3
CD010122.4016125	SK40-ER16M-125	125	22	1-10		ER16	ER16M	1.5
CD010122.4016150	SK40-ER16M-150	150	22	1-10		ER16	ER16M	1.6
CD010122.4020070	SK40-ER20M-70	70	28	1-13	M14X1P	ER20	ER20M	1.2
CD010122.4020100	SK40-ER20M-100	100	28	1-13		ER20	ER20M	1.55
CD010122.4020125	SK40-ER20M-125	125	28	1-13		ER20	ER20M	1.7
CD010122.4020150	SK40-ER20M-150	150	28	1-13		ER20	ER20M	1.8
CD010122.5011070	SK50-ER11M-70	70	16	1-7	M6 × 1P	ER11	ER11M	3.8
CD010122.5011090	SK50-ER11M-90	90	16	1-7		ER11	ER11M	3.9
CD010122.5011105	SK50-ER11M-105	105	16	1-7		ER11	ER11M	4
CD010122.5011135	SK50-ER11M-135	135	16	1-7		ER11	ER11M	4.1
CD010122.5011165	SK50-ER11M-165	165	16	1-7		ER11	ER11M	4.2
CD010122.5016070	SK50-ER16M-70	70	22	1-10	M11X1P	ER16	ER16M	3.9
CD010122.5016090	SK50-ER16M-90	90	22	1-10		ER16	ER16M	4
CD010122.5016105	SK50-ER16M-105	105	22	1-10		ER16	ER16M	4.1
CD010122.5016135	SK50-ER16M-135	135	22	1-10		ER16	ER16M	4.2
CD010122.5016165	SK50-ER16M-165	165	22	1-10		ER16	ER16M	4.3
CD010122.5020090	SK50-ER20M-90	90	28	1-13	M14X1P	ER20	ER20M	4.1
CD010122.5020105	SK50-ER20M-105	105	28	1-13		ER20	ER20M	4.2
CD010122.5020135	SK50-ER20M-135	135	28	1-13		ER20	ER20M	4.4
CD010122.5020165	SK50-ER20M-165	165	28	1-13		ER20	ER20M	4.6

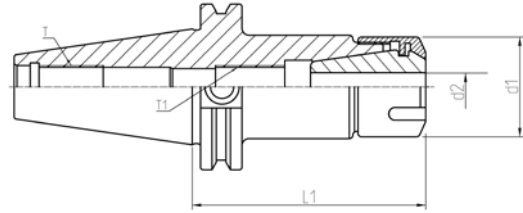
注：客户在订购刀柄时需注明刀柄本体的冷却形式：A型、AD型、AD+B型。例如SK40 (AD+B)-ER16M-70。

Note: When ordering ,please specify the form :Form A & Form AD & Form AD+B .For example SK40(AD+B)-GER16M-70.



## 高精度ER夹持系统 HIGH ACCURACY ER COLLET CHUCKS

### CD0101-23 CAT(ANSI B5.50、CT) – ER筒夹刀柄 CAT(ANSI B5.50、CT) – ER COLLET CHUCK



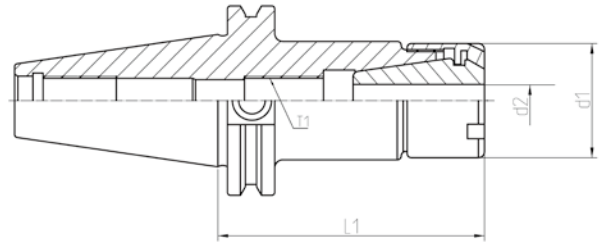
◆精做动平衡 Precision dynamic balancing  
 CAT40: G2.5-25000rpm; CAT50: G2.5-20000rpm

订货号 Order No.	型号 Model No.	L1	d1	d2	T	T1	Collets	Spanner	KGS
CD010123.4016070	CAT40-ER16-2.76"	2.76"	1.067"	1/32"-3/8"	5/8"- 11UNC	M11X1P	ER16	ER16A	1.05
CD010123.4016101	CAT40-ER16-4"	4"					ER16	ER16A	1.35
CD010123.4016152	CAT40-ER16-6"	6"					ER16	ER16A	1.65
CD010123.4016203	CAT40-ER16-8"	8"					ER16	ER16A	1.85
CD010123.4020070	CAT40-ER20-2.76"	2.76"	1.299"	1/32"-1/2"		M14X1P	ER20	ER20A	1.25
CD010123.4020101	CAT40-ER20-4"	4"					ER20	ER20A	1.65
CD010123.4025070	CAT40-ER25-2.76"	2.76"	1.575"	1/16"-5/8"		M18X1P	ER25	ER25UM	1.35
CD010123.4025101	CAT40-ER25-4"	4"					ER25	ER25UM	1.70
CD010123.4025152	CAT40-ER25-6"	6"					ER25	ER25UM	2.25
CD010123.4025203	CAT40-ER25-8"	8"					ER25	ER25UM	2.55
CD010123.4032070	CAT40-ER32-2.76"	2.76"	1.969"	1/16"-3/4"		M22X1.5P	ER32	ER32UM	1.25
CD010123.4032101	CAT40-ER32-4"	4"					ER32	ER32UM	1.75
CD010123.4032152	CAT40-ER32-6"	6"					ER32	ER32UM	2.15
CD010123.4032203	CAT40-ER32-8"	8"					ER32	ER32UM	2.65
CD010123.4040080	CAT40-ER40-3.15"	3.15"	2.48"	1/8"-1"		M28X1.5P	ER40	ER40UM	1.80
CD010123.4040101	CAT40-ER40-4"	4"					ER40	ER40UM	2.05
CD010123.4040152	CAT40-ER40-6"	6"			ER40		ER40UM	3.30	
CD010123.4050101	CAT40-ER50-4"	4"			ER50		ER50UM	2.65	
CD010123.5016101	CAT50-ER16-4"	4"	1.067"	1/32"-3/8"	1"-8UNC	M11X1P	ER16	ER16A	4.10
CD010123.5016152	CAT50-ER16-6"	6"					ER16	ER16A	4.28
CD010123.5016203	CAT50-ER16-8"	8"					ER16	ER16A	4.40
CD010123.5020101	CAT50-ER20-4"	4"					1.299"	1/32"-1/2"	M14X1P
CD010123.5020152	CAT50-ER20-6"	6"	ER20	ER20A		4.45			
CD010123.5020203	CAT50-ER20-8"	8"	ER20	ER20A		4.60			
CD010123.5025101	CAT50-ER25-4"	4"	1.575"	1/16"-5/8"		M18X1P	ER25	ER25UM	4.15
CD010123.5025152	CAT50-ER25-6"	6"					ER25	ER25UM	4.50
CD010123.5025203	CAT50-ER25-8"	8"					ER25	ER25UM	4.70
CD010123.5032101	CAT50-ER32-4"	4"					1.969"	1/16"-3/4"	M22X1.5P
CD010123.5032152	CAT50-ER32-6"	6"	ER32	ER32UM		4.60			
CD010123.5032203	CAT50-ER32-8"	8"	ER32	ER32UM		4.90			
CD010123.5040101	CAT50-ER40-4"	4"	2.48"	1/8"-1"		M28X1.5P			
CD010123.5040152	CAT50-ER40-6"	6"					ER40	ER40UM	4.80
CD010123.5040203	CAT50-ER40-8"	8"					ER40	ER40UM	5.10o
CD010123.5050101	CAT50-ER50-4"	4"					ER50	ER50UM	4.85
CD010123.5050152	CAT50-ER50-6"	6"	3.07"	1/4"-1-5/16"	M28X1.5P	ER50	ER50UM	5.55	
CD010123.5050203	CAT50-ER50-8"	8"				ER50	ER50UM	5.70	

注：客户在订购CAT锥柄时，后拉螺纹可另行选购。如公制或其它形式螺纹。  
 Note: When customers order CAT taper shank, can choose metric or other form of threads.

## 高精度ER夹持系统 HIGH ACCURACY ER COLLET CHUCKS

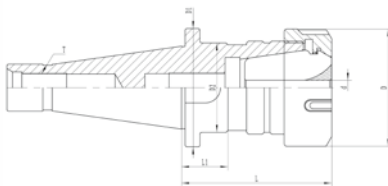
### CD0101-24 CAT-ER M型筒夹刀柄 CAT ER COLLET CHUCK M TYPE



◆精做动平衡 Precision dynamic balancing  
 CAT40: G2.5-25000rpm; CAT50: G2.5-20000rpm

订货号 Order No.	型号 Model No.	L1	d1	d2	T1	Collets	Spanner	KGS
CD010124.4011070	CAT40-ER11M-2.75 "	2.75 "	0.63 "	1/32-1/4 "	M6X1P	ER11	ER11M	1.1
CD010124.4011101	CAT40-ER11M-4 "	4 "				ER11	ER11M	1.2
CD010124.4016070	CAT40-ER16M-2.76 "	2.76 "	0.87 "	1/32-3/8 "	M11X1P	ER16	ER16M	1.2
CD010124.4016101	CAT40-ER16M-4 "	4 "				ER16	ER16M	1.3
CD010124.4016152	CAT40-ER16M-6 "	6 "				ER16	ER16M	1.4
CD010124.4016203	CAT40-ER16M-8 "	8 "				ER16	ER16M	1.5
CD010124.4020070	CAT40-ER20M-2.76 "	2.76 "	1.102 "	1/32-1/2 "	M14X1P	ER20	ER20M	1.2
CD010124.4020101	CAT40-ER20M-4 "	4 "				ER20	ER20M	1.56
CD010124.4020152	CAT40-ER20M-6 "	6 "				ER20	ER20M	1.6
CD010124.4020203	CAT40-ER20M-8 "	8 "				ER20	ER20M	1.7
CD010124.5016101	CAT50-ER16M-4 "	4 "	0.87 "	1/32-3/8 "	M11X1P	ER16	ER16M	3.9
CD010124.5016152	CAT50-ER16M-6 "	6 "				ER16	ER16M	4.0
CD010124.5016203	CAT50-ER16M-8 "	8 "				ER16	ER16M	4.3
CD010124.5020101	CAT50-ER20M-4 "	4 "	1.102 "	1/32-1/2 "	M14X1P	ER20	ER20M	4.2
CD010124.5020152	CAT50-ER20M-6 "	6 "				ER20	ER20M	5.2
CD010124.5020203	CAT50-ER20M-8 "	8 "				ER20	ER20M	5.6

### CD0101-25 NMTB-ER筒夹刀柄 NMTB-ER COLLET CHUCK

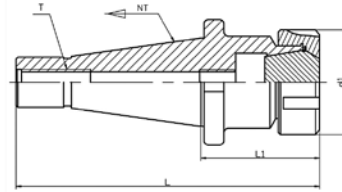


订货号 Order No.	型号 Model No.	L	L1	D	D1	D2	d	T	KGS
CD010125.3016070	NMTB30-ER16-70	70	22.67	28	46.4	35.05	1-10	1/2"- 13UNC	0.47
CD010125.3032060	NMTB30-ER32-60	60		50			1-20		0.44
CD010125.3032070	NMTB30-ER32-70	70		50			1-20		0.54
CD010125.3040070	NMTB30-ER40-70	70		63			3-26		0.56
CD010125.4016045	NMTB40-ER16-45	45	24.88	28	63.5	48	1-10	5/8"- 11UNC	0.78
CD010125.4016070	NMTB40-ER16-70	70	28	1-10			0.88		
CD010125.4020070	NMTB40-ER20-70	70	34	1-13			0.91		
CD010125.4032060	NMTB40-ER32-60	60	50	1-20			0.86		
CD010125.4032070	NMTB40-ER32-70	70	50	1-20			0.95		
CD010125.4040070	NMTB40-ER40-70	70	63	3-26			1.01		

注：适用于自动换刀设备。For the market for automatic tool change device.

## 高精度ER夹持系统 HIGH ACCURACY ER COLLET CHUCKS

### CD0101-26 NT/ ST(DIN2080) – ER筒夹刀柄 NT/ ST(DIN2080) – ER COLLET CHUCK



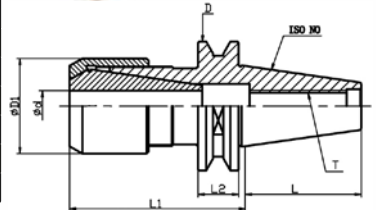
订货号 Order No.	型号 Model No.	L	L1	d1	T	Collets	Spanner	KGS
CD010126.3016045	NT30-ER16-45	113.4	45	28	M12 × 1.75P, 1/2"-13UNC	ER16	ER16A	0.5
CD010126.3020045	NT30-ER20-45	113.4	45	34		ER20	ER20A	0.6
CD010126.3025055	NT30-ER25-55	123.4	55	42		ER25	ER25UM	0.65
CD010126.3032060	NT30-ER32-60	128.4	60	50		ER32	ER32UM	0.8
CD010126.3040070	NT30-ER40-70	138.4	70	63		ER40	ER40UM	0.9
CD010126.4016045	NT40-ER16-45	138.4	45	28	M16 × 2P, 5/8"-11UNC	ER16	ER16A	0.95
CD010126.4020045	NT40-ER20-45	138.4	45	34		ER20	ER20A	1.2
CD010126.4025055	NT40-ER25-55	148.4	55	42		ER25	ER25UM	1.25
CD010126.4032060	NT40-ER32-60	153.4	60	50		ER32	ER32UM	1.3
CD010126.4040070	NT40-ER40-70	163.4	70	63		ER40	ER40UM	1.35
CD010126.4050080	NT40-ER50-80	173.4	80	78	ER50	ER50UM	2	
CD010126.4511100	NT45-ER11-100	206.8	100	19	M20X2.5P, 3/4"-10UNC	ER11	ER11A	2.1
CD010126.4516100	NT45-ER16-100	206.8	100	28		ER16	ER16A	2.25
CD010126.4520100	NT45-ER20-100	206.8	100	34		ER20	ER20A	2.3
CD010126.4525100	NT45-ER25-100	206.8	100	42		ER25	ER25UM	2.4
CD010126.4532100	NT45-ER32-100	206.8	100	50		ER32	ER32UM	2.45
CD010126.4540100	NT45-ER40-100	206.8	100	63	ER40	ER40UM	2.6	
CD010126.5032075	NT50-ER32-75	201.8	75	50	M24 × 3P, 1"-8UNC	ER32	ER32UM	3.2
CD010126.5040080	NT50-ER40-80	206.8	80	63		ER40	ER40UM	3.4
CD010126.5050080	NT50-ER50-80	206.8	80	78		ER50	ER50UM	3.2

注：订购NT-ER刀柄时请注明后拉螺纹形式（T）。

Note: When ordering ,please specify the screw thread with inch size or metric size.

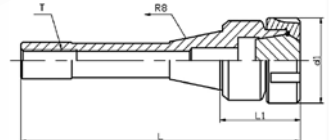
### CD0101-27 ISO-ER筒夹刀柄 ISO-ER COLLET CHUCK

订货号 Order No.	型号 Model No.	D	夹特范围d Range	D1(NUT)	L1	L2	T	collet	KGS
				M Type					
CD010127.2016035	ISO20-ER16M-35	33	1-10	22	35	8	M8	ER16	0.11
CD010127.2020035	ISO20-ER20M-35	33	1-13	28				ER20	0.11
CD010127.2516035	ISO25-ER16M-35	37	1-10	22				ER16	0.14
CD010127.2520035	ISO25-ER20M-35	37	1-13	28				ER20	0.14
CD010127.2525045	ISO25-ER25M-45	37	1-16	35				ER25	0.19
CD010127.3016060	ISO30-ER16M-60	50	1-10	22	60	15.9	M12	ER16	0.43
CD010127.3020060	ISO30-ER20M-60	50	1-13	28				ER20	0.46
CD010127.3025060	ISO30-ER25-60	50	1-16	42(ER25UM)				ER25	0.55
CD010127.3032060	ISO30-ER32-60	50	1-20	50(ER32UM)				ER32	0.56
CD010127.3040060	ISO30-ER40-60	50	3-26	63(ER40UM)				ER40	0.6



### CD0101-28 R8-ER筒夹刀柄 R8-ER COLLET CHUCK

订货号 Order No.	型号 Model No.	L	L1	d1	T	KGS
CD010128.0816038	R8-ER16-38	140	38	28	7/16"-20UNF /M12X1.75P	0.65
CD010128.0820038	R8-ER20-38	140	38	34		0.7
CD010128.0825040	R8-ER25-40	142	40	42		0.8
CD010128.0832040	R8-ER32-40	142	40	50		0.9
CD010128.0832070	R8-ER32-70	172	70	50		1.1
CD010128.0840070	R8-ER40-70	172	70	63		1.15

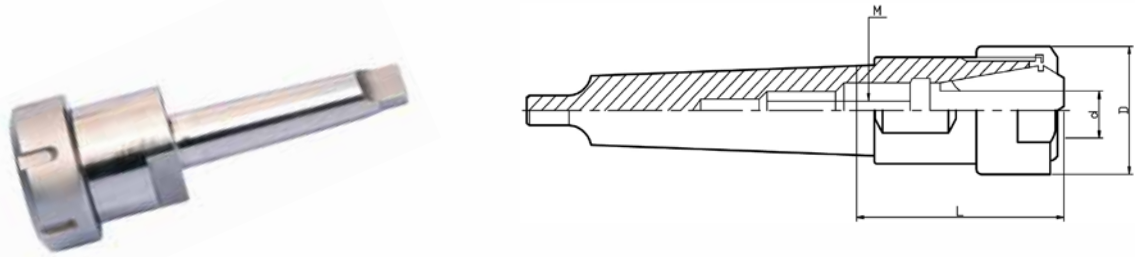


注：订购 R8-ER筒夹刀柄时，请注明R8柄体后拉螺纹形式。

Note:When ordering,specify the mode of screw thread,metric or inch.

## 高精度ER夹持系统 HIGH ACCURACY ER COLLET CHUCKS

### CD0101-29 MTA-ER扁尾式莫氏刀柄 ER COLLET CHUCK(TYPE A)



订货号 Order No.	型号 Model No.	夹持范围 Range	D	L	M	筒夹 Collet	KGS
CD010129.0116040	MTA1-ER16-40	1~10	28	40	M10 × 1.5P	ER16	0.09
CD010129.0220050	MTA2-ER20-50	1~13	34	50		ER20	0.2
CD010129.0225055	MTA2-ER25-55	1~16	42	55		ER25	0.26
CD010129.0232065	MTA2-ER32-65	1~20	50	65		ER32	0.43
CD010129.0240070	MTA2-ER40-70	3~26	63	70	M12 × 1.5P	ER40	0.55
CD010129.0325055	MTA3-ER25-55	1~16	42	55		ER25	0.41
CD010129.0332060	MTA3-ER32-60	1~20	50	60		ER32	0.76
CD010129.0332070	MTA3-ER32-70	1~20	50	70		ER32	0.89
CD010129.0340070	MTA3-ER40-70	3~26	63	70	M16 × 2.0P	ER40	1.1
CD010129.0420040	MTA4-ER20-40	1~13	34	40		ER20	0.65
CD010129.0425040	MTA4-ER25-40	1~16	42	40		ER25	0.61
CD010129.0432060	MTA4-ER32-60	1~20	50	60		ER32	1.3
CD010129.0432070	MTA4-ER32-70	1~20	50	70	M20 × 2.5P	ER32	1.44
CD010129.0440070	MTA4-ER40-70	3~26	63	70		ER40	1.6
CD010129.0540055	MTA5-ER40-55	3~26	63	55		ER40	1.65
CD010129.0540070	MTA5-ER40-70	3~26	63	70		ER40	1.88
CD010129.0550075	MTA5-ER50-75	6~34	78	75	ER50	2.11	

### CD0101-30 MTB-ER 后拉式莫氏刀柄 ER COLLET CHUCK(TYPE B)



订货号 Order No.	型号 Model No.	L1	D	t1	T	筒夹 Collet	KGS
CD010130.0216040	MT2-ER16-40	40	28	M10 × 1.5P	M10 × 1.5P, 3/8"-16UNC	ER16	1.3
CD010130.0220050	MT2-ER20-50	50	34			ER20	0.16
CD010130.0225055	MT2-ER25-55	55	42			ER25	0.23
CD010130.0225100	MT2-ER25-100	100	42			ER25	0.5
CD010130.0232065	MT2-ER32-65	65	50			ER32	0.32
CD010130.0240070	MT2-ER40-70	70	63	M12 × 1.75P	M12 × 1.75P, 1/2"-13UNC	ER40	0.51
CD010130.0220070	MT3-ER20-70	70	34			ER20	0.35
CD010130.0325055	MT3-ER25-55	55	42			ER25	0.35
CD010130.0332075	MT3-ER32-75	75	50			ER32	0.59
CD010130.0340075	MT3-ER40-75	75	63	M16 × 2.0P	M16 × 2.0P, 5/8"-11UNC	ER40	0.7
CD010130.0432075	MT4-ER32-75	75	50			ER32	0.82
CD010130.0440075	MT4-ER40-75	75	63			ER40	0.88
CD010130.0532075	MT5-ER32-75	75	50			M20 × 2.5P, 3/4"-10UNC	ER32
CD010130.0540070	MT5-ER40-70	70	63	ER40	1.63		

注：订购ER后拉莫氏刀柄时请注明后拉螺纹形式（T）。 Note: When ordering ,please specify the screw thread with inch size or metric size.



## 高精度ER筒夹延长杆

### High Accuracy ER Straight Shank Collet Chuck

◎ 材质20CrMnTi/JIS-SCM415,表面硬度 $58 \pm 2$ HRC。

◎ ER直柄延长杆, 柄体较长, 适用于深孔加工。

◎ 延长杆外径与其他部位都经过研磨, 消除不平衡余量, 利于切削的稳定性;

◎ 可减少对加长刀具的选用, 可降低成本, 提高效率;

◎ 柄体内锥跳动精度:

$\leq 0.003$ mm 预设动平衡

G6.3-12000rpm/18000rpm。

◎ Material:20CrMnTi/JIS-SCM415, Surface hardness: $58 \pm 2$ HRC.

◎ Shank is longer, suitable for deep hole processing.

◎ Outer diameter and other parts after grinding, eliminate the unbalanced allowance, conducive to the stability of the cutting

◎ Can reduce to the selection of lengthen cutting tool, reduce cost and improve efficiency

◎ Run out  $\leq 0.003$ mm balance G6.3 12000rpm/18000rpm.

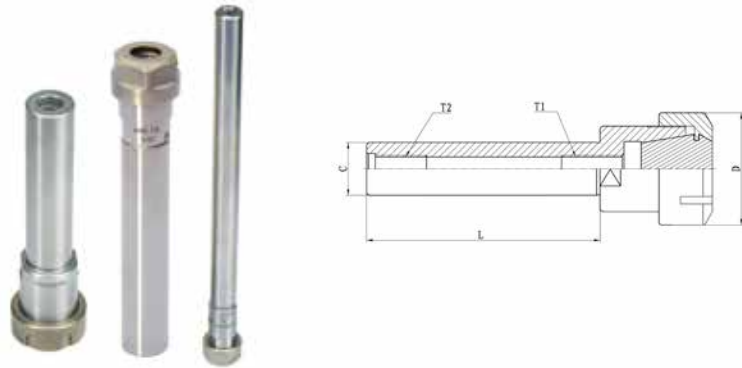


## 高精度ER夹持系统 HIGH ACCURACY ER COLLET CHUCKS

### CD0101-32 直柄ER夹头柄 ER STRAIGHT SHANK COLLET CHUCK

- ◎ 柄体内锥跳动精度:  $\leq 0.003\text{mm}$
- ◎ 预设动平衡 G6.3 -12000rpm/18000rpm。
- ◎ ER直柄延长杆, 柄体较长, 适合于深孔加工。

- ◎ Run out :  $\leq 0.003\text{mm}$
- ◎ Balancing G6.3 12000rpm  
G6.3 18000rpm
- ◎ ER Straight Shank is longer ,suitable  
for deep hole processing

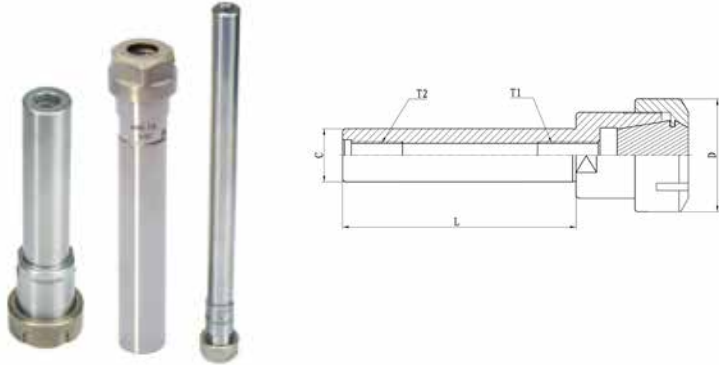


订货号 Order No.	型号 Model No.	L	D	C	T1	T2	Collets	Spanner	KGS
CD010132.0808050	C8-ER8A-50	50	13.5	8	M5X0.8P	M4X0.7P	ER8	ER8A	0.02
CD010132.0811100	C8-ER11A-100	100	19	8	M4X0.7P	M4X0.7P	ER11	ER11A	0.05
CD010132.1008100	C10-ER8A-100	100	13.5	10	M5X0.8P	M5X0.8P	ER8	ER8A	0.06
CD010132.1008150	C10-ER8A-150	150	13.5	10	M5X0.8P	M5X0.8P	ER8	ER8A	0.08
CD010132.1008180	C10-ER8A-180	180	13.5	10	M5X0.8P	M5X0.8P	ER8	ER8A	0.09
CD010132.1208055	C12-ER8A-55	55	13.5	12	M5X0.8P	M5X0.8P	ER8	ER8A	0.05
CD010132.1208100	C12-ER8A-100	100	13.5	12	M5X0.8P	M5X0.8P	ER8	ER8A	0.09
CD010132.1208150	C12-ER8A-150	150	13.5	12	M5X0.8P	M6X1P	ER8	ER8A	0.13
CD010132.1611050	C16-ER11A-50	50	19	16	M6X1P	M10X1.5P	ER11	ER11A	0.08
CD010132.1611100	C16-ER11A-100	100	19	16	M6X1P	M10X1.5P	ER11	ER11A	0.14
CD010132.1611120	C16-ER11A-120	120	19	16	M6X1P	M10X1.5P	ER11	ER11A	0.16
CD010132.1611150	C16-ER11A-150	150	19	16	M6X1P	M10X1.5P	ER11	ER11A	0.2
CD010132.1616050	C16-ER16A-50	50	28	16	M10X1.5P	M10X1.5P	ER16	ER16A	0.12
CD010132.1616100	C16-ER16A-100	100	28	16	M10X1.5P	M10X1.5P	ER16	ER16A	0.18
CD010132.1616120	C16-ER16A-120	120	28	16	M10X1.5P	M10X1.5P	ER16	ER16A	0.2
CD010132.1616150	C16-ER16A-150	150	28	16	M10X1.5P	M10X1.5P	ER16	ER16A	0.24
CD010132.1616200	C16-ER16A-200	200	28	16	M10X1.5P	M10X1.5P	ER16	ER16A	0.3
CD010132.1620100	C16-ER20A-100	100	34	16	M10X1.5P	M10X1.5P	ER20	ER20A	0.2
CD010132.1620150	C16-ER20A-150	150	34	16	M10X1.5P	M10X1.5P	ER20	ER20A	0.26
CD010132.1625100	C16-ER25-100	100	42	16	M10X1.5P	M10X1.5P	ER25	ER25UM	0.29
CD010132.2016050	C20-ER16A-50	50	28	20	M10X1.5P	M10X1.5P	ER16	ER16A	0.16
CD010132.2016100	C20-ER16A-100	100	28	20	M10X1.5P	M10X1.5P	ER16	ER16A	0.26
CD010132.2016150	C20-ER16A-150	150	28	20	M10X1.5P	M10X1.5P	ER16	ER16A	0.36
CD010132.2016200	C20-ER16A-200	200	28	20	M10X1.5P	M10X1.5P	ER16	ER16A	0.46

## 高精度ER夹持系统 HIGH ACCURACY ER COLLET CHUCKS

### CD0101-33 直柄ER夹头柄 ER STRAIGHT SHANK COLLET CHUCK

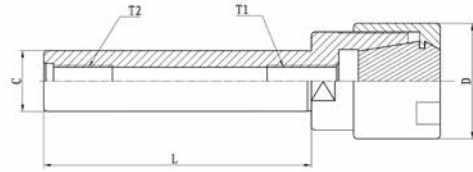
- ◎柄体内锥跳动精度:  $\leq 0.003\text{mm}$
- ◎预设动平衡 G6.3 12000rpm/18000rpm。
- ◎ER直柄延长杆, 柄体较长, 适合于深孔加工。
- ◎Run out :  $\leq 0.003\text{mm}$
- ◎Balancing G6.3 12000rpm  
G6.3 18000rpm
- ◎ER Straight Shank is longer ,suitable for deep hole processing



订货号 Order No.	型号 Model No.	L	D	C	T1	T2	Collets	Spanner	KGS
CD010133.2020050	C20-ER20A-50	50	34	20	M12X1.75P	M10X1.5P	ER20	ER20A	0.2
CD010133.2020100	C20-ER20A-100	100	34	20	M12X1.75P	M10X1.5P	ER20	ER20A	0.3
CD010133.2020120	C20-ER20A-120	120	34	20	M12X1.75P	M10X1.5P	ER20	ER20A	0.34
CD010133.2020150	C20-ER20A-150	150	34	20	M12X1.75P	M10X1.5P	ER20	ER20A	0.4
CD010133.2020180	C20-ER20A-180	180	34	20	M12X1.75P	M10X1.5P	ER20	ER20A	0.46
CD010133.2020200	C20-ER20A-200	200	34	20	M12X1.75P	M10X1.5P	ER20	ER20A	0.5
CD010133.2025050	C20-ER25-50	50	42	20	M12X1.75P	M10X1.5P	ER25	ER25UM	0.27
CD010133.2025100	C20-ER25-100	100	42	20	M12X1.75P	M10X1.5P	ER25	ER25UM	0.37
CD010133.2025150	C20-ER25-150	150	42	20	M12X1.75P	M10X1.5P	ER25	ER25UM	0.47
CD010133.2032050	C20-ER32-50	50	50	20	M12X1.75P	M10X1.5P	ER32	ER32UM	0.36
CD010133.2032100	C20-ER32-100	100	50	20	M12X1.75P	M10X1.5P	ER32	ER32UM	0.46
CD010133.2520150	C25-ER20A-150	150	150	34	M12X1.75P	M12X1.75P	ER20	ER20A	0.57
CD010133.2525050	C25-ER25-50	50	42	25	M12X1.75P	M12X1.75P	ER25	ER25UM	0.34
CD010133.2525100	C25-ER25-100	100	42	25	M12X1.75P	M12X1.75P	ER25	ER25UM	0.5
CD010133.2525150	C25-ER25-150	150	42	25	M12X1.75P	M12X1.75P	ER25	ER25UM	0.66
CD010133.2525220	C25-ER25-220	220	42	25	M12X1.75P	M12X1.75P	ER25	ER25UM	0.88
CD010133.2532050	C25-ER32-50	50	50	25	M16X2.0P	M12X1.75P	ER32	ER32UM	0.4
CD010133.2532100	C25-ER32-100	100	50	25	M16X2.0P	M12X1.75P	ER32	ER32UM	0.56
CD010133.2540050	C25-ER40-50	50	63	25	M16X2.0P	M12X1.75P	ER40	ER40UM	0.64
CD010133.2540100	C25-ER40-100	100	63	25	M16X2.0P	M12X1.75P	ER40	ER40UM	0.8
CD010133.3232060	C32-ER32-60	60	50	32	M16X2.0P	M16X2.0P	ER32	ER32UM	0.56
CD010133.3232075	C32-ER32-75	75	50	32	M16X2.0P	M16X2.0P	ER32	ER32UM	0.64
CD010133.3240050	C32-ER40-50	50	63	32	M16X2.0P	M16X2.0P	ER40	ER40UM	0.74
CD010133.4032100	C40-ER32-100	100	50	40	M16X2.0P	M16X2.0P	ER32	ER32UM	1.12
CD010133.4040070	C40-ER40-70	70	63	40	M16X2.0P	M16X2.0P	ER40	ER40UM	1.09
CD010133.4040100	C40-ER40-100	100	63	40	M16X2.0P	M16X2.0P	ER40	ER40UM	1.35

## 高精度ER夹持系统 HIGH ACCURACY ER COLLET CHUCKS

### CD0101-34 直柄ER夹头刀柄(M型) ER STRAIGHT SHANK COLLET CHUCK (M TYPE)



- ◎柄体内锥跳动精度:  $\leq 0.003\text{mm}$
- ◎预设动平衡 G6.3 12000rpm/18000rpm。
- ◎ER直柄延长杆, 柄体较长, 适合于深孔加工

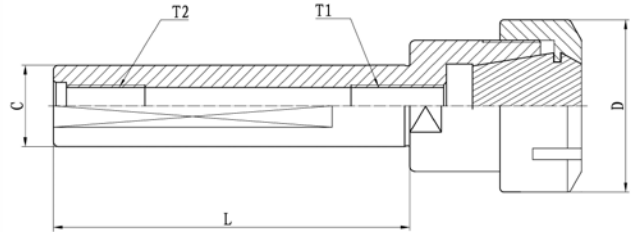
- ◎Run out :  $\leq 0.003\text{mm}$
- ◎Balancing G6.3 12000rpm G6.3 18000rpm
- ◎ER Straight Shank is longer ,suitable for deep hole processing

订货号 Order No.	型号 Model No.	L	D	C	T1	T2	Collets	Spanner	KGS			
CD010134.0808050	C8-ER8M-50	50	12	8	M5X0.8P	M4X0.7P	ER8	ER8M	0.03			
CD010134.0808055	C8-ER8M-55	55		8		M4X0.7P	ER8	ER8M	0.03			
CD010134.1008100	C10-ER8M-100	100		10		M5X0.8P	M5X0.8P	ER8	ER8M	0.06		
CD010134.1008150	C10-ER8M-150	150		10				ER8	ER8M	0.08		
CD010134.1008180	C10-ER8M-180	180		10			ER8	ER8M	0.09			
CD010134.1208055	C12-ER8M-55	55		12			M6X1.0P	M6X1.0P	ER8	ER8M	0.05	
CD010134.1208100	C12-ER8M-100	100		12					ER8	ER8M	0.09	
CD010134.1208120	C12-ER8M-120	120		12					ER8	ER8M	0.11	
CD010134.1208150	C12-ER8M-150	150		12		ER8			ER8M	0.13		
CD010134.1211080	C12-ER11M-80	80		16		M6X1.0P			M6X1.0P	ER11	ER11M	0.12
CD010134.1211100	C12-ER11M-100	100								12	ER11	ER11M
CD010134.1211150	C12-ER11M-150	150					12	ER11		ER11M	0.19	
CD010134.1611050	C16-ER11M-50	50	16		ER11		ER11M	0.08				
CD010134.1611100	C16-ER11M-100	100	16		ER11		ER11M	0.14				
CD010134.1611140	C16-ER11M-140	140	16		ER11		ER11M	0.19				
CD010134.1616050	C16-ER16M-50	50	22	M10X1.5P	M10X1.5P	ER16	ER16M	0.12				
CD010134.1616060	C16-ER16M-60	60				16	ER16	ER16M	0.13			
CD010134.1616080	C16-ER16M-80	80				16	ER16	ER16M	0.16			
CD010134.1616100	C16-ER16M-100	100				16	ER16	ER16M	0.18			
CD010134.1616150	C16-ER16M-150	150				16	ER16	ER16M	0.24			
CD010134.2016050	C20-ER16M-50	50				20	ER16	ER16M	0.16			
CD010134.2016060	C20-ER16M-60					20	ER16	ER16M	0.18			
CD010134.2016100	C20-ER16M-100	100				20	ER16	ER16M	0.26			
CD010134.2016120	C20-ER16M-120	120				20	ER16	ER16M	0.3			
CD010134.2016140	C20-ER16M-140	140				20	ER16	ER16M	0.34			
CD010134.2016150	C20-ER16M-150	150				20	ER16	ER16M	0.36			
CD010134.2016160	C20-ER16M-160	160				20	ER16	ER16M	0.38			
CD010134.2016180	C20-ER16M-180	180	20	ER16	ER16M	0.42						
CD010134.2016200	C20-ER16M-200	200	28	M12X1.75P	M10X1.5P	ER16	ER16M	0.46				
CD010134.2016300	C20-ER16M-300	300				20	ER16	ER16M	0.66			
CD010134.2020060	C20-ER20M-60	60				20	M10X1.5P	M10X1.5P	ER20	ER20M	0.22	
CD010134.2020100	C20-ER20M-100	100				20			ER20	ER20M	0.3	
CD010134.2020150	C20-ER20M-150	150				20			ER20	ER20M	0.4	
CD010134.2020180	C20-ER20M-180	180				20			ER20	ER20M	0.46	
CD010134.2020200	C20-ER20M-200	200	20	ER20	ER20M	0.5						
CD010134.2020250	C20-ER20M-250	250	20	ER20	ER20M	0.6						
CD010134.2025100	C20-ER25M-100	100	35	28	M10X1.5P	ER25	ER25M	0.37				
CD010134.2520070	C25-ER20M-70	70	25			ER20	ER20M	0.32				
CD010134.2520100	C25-ER20M-100	100	25			ER20	ER20M	0.42				
CD010134.2520140	C25-ER20M-140	140	25			ER20	ER20M	0.33				
CD010134.2520150	C25-ER20M-150	150	25			ER20	ER20M	0.59				
CD010134.2520300	C25-ER20M-300	300	25			ER20	ER20M	1.1				



## 高精度ER夹持系统 HIGH ACCURACY ER COLLET CHUCKS

### CD0101-35 直柄侧锁式ER铣床夹头柄 SIDE LOCK ER STRAIGHT SHANK COLLET CHUCK (M TYPE)



- ◎柄体内锥跳动精度:  $\leq 0.003\text{mm}$
- ◎预设动平衡 G6.3 12000rpm/18000rpm。
- ◎夹持柄位有削平端供刀座侧边螺丝锁固。

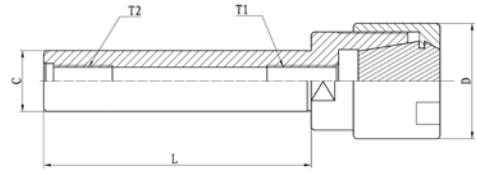
- ◎Run out :  $\leq 0.003\text{mm}$  .
- ◎Balancing G6.3 12000rpm G6.3 18000rpm.
- ◎Can be fixed by screw in the flat surface.

订货号 Order No.	型号 Model No.	L	T1	T2	C	D	Collets	Spanner	KGS
CD010135.1616060	C16-ER16M-60	60	M10X1.5P	M10X1.5P	16	22	ER16	ER16M	0.13
CD010135.2011060	C20-ER11M-60	60	M6X1P	M10X1.5P	20	16	ER11	ER11M	0.13
CD010135.2016060	C20-ER16M-60	60	M10X1.5P	M10X1.5P	20	22	ER16	ER16M	0.18
CD010135.2020060	C20-ER20M-60	60	M10X1.5P	M10X1.5P	20	28	ER20	ER20M	0.22
CD010135.2216070	C22-ER16M-70	70	M10X1.5P	M10X1.5P	22	22	ER16	ER16M	0.22
CD010135.2516060	C25-ER16M-60	60	M10X1.5P	M12X1.75P	25	22	ER16	ER16M	0.25
CD010135.2520060	C25-ER20M-60	60	M12X1.75P	M12X1.75P	25	28	ER20	ER20M	0.24
CD010135.2525060	C25-ER25UM-60	60	M12X1.75P	M12X1.75P	25	42	ER25	ER25UM	0.35
CD010135.2525070	C25-ER25UM-70	70	M12X1.75P	M16X2.0P	25	42	ER25	ER25UM	0.36
CD010135.3216060	C32-ER16M-60	60	M10X1.5P	M16X2.0P	32	22	ER16	ER16M	0.35
CD010135.3220070	C32-ER20M-70	70	M10X1.5P	M16X2.0P	32	28	ER20	ER20M	0.4
CD010135.3225070	C32-ER25UM-70	70	M16X2.0P	M16X2.0P	32	42	ER25	ER25UM	0.4
CD010135.3232060	C32-ER32UM-60	60	M16X2.0P	M16X2.0P	32	50	ER32	ER32UM	0.55
CD010135.3240070	C32-ER40UM-70	70	M16X2.0P	M16X2.0P	32	63	ER40	ER40UM	0.84
CD010135.4032070	C40-ER32UM-70	70	M16X2.0P	M16X2.0P	40	50	ER32	ER32UM	0.85
CD010135.4032100	C40-ER32UM-100	100	M16X2.0P	M16X2.0P	40	50	ER32	ER32UM	1.11
CD010135.4040075	C40-ER40UM-75	75	M16X2.0P	M16X2.0P	40	63	ER40	ER40UM	1.14
CD010135.4532120	C45-ER32UM-120	120	M16X2.0P	M16X2.0P	45	50	ER32	ER32UM	1.58
CD010135.4540120	C45-ER40UM-120	120	M16X2.0P	M16X2.0P	45	63	ER40	ER40UM	1.69

注：一般按1个削平面供货，如需两个削平面单独注明。 Note: Generally supply 1 flat, if need 2 flats please specify.

## 高精度ER夹持系统 HIGH ACCURACY ER COLLET CHUCKS

### CD0101-36 直柄ER夹头柄 ER STRAIGHT SHANK COLLET CHUCK



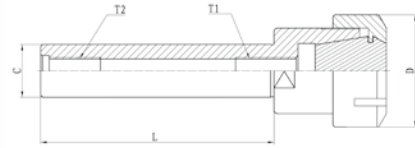
- ◎柄体内锥跳动精度:  $\leq 0.003\text{mm}$
- ◎预设动平衡 G6.3 12000rpm/18000rpm。
- ◎ER直柄延长杆, 柄体较长, 适合于深孔加工。

- ◎Run out :  $\leq 0.003\text{mm}$
- ◎Balancing G6.3 12000rpm/18000rpm
- ◎ER Straight Shank is longer ,suitable for deep hole processing

订货号 Order No.	型号 Model No.	L	D	C	T1	T2	Collets	Spanner	KGS		
CD010136.1311140	C1/2"-ER11A-5.51"	5.51"	19	1/2"	M6X1P	5/16"-18UNC	ER11	ER11A	0.13		
CD010136.1311157	C1/2"-ER11A-6.2"	6.2"					ER11	ER11A	0.14		
CD010136.1611051	C5/8"-ER11A-2"	2"					ER11	ER11A	0.09		
CD010136.1611064	C5/8"-ER11A-2.5"	2.5"		5/8"			ER11	ER11A	0.1		
CD010136.1611140	C5/8"-ER11A-5.51"	5.51"					ER11	ER11A	0.21		
CD010136.1611157	C5/8"-ER11A-6.2"	6.2"					ER11	ER11A	0.23		
CD010136.1616060	C5/8"-ER16A-2.36"	2.36"	28	3/4"	M10X1.5P	3/8"-16UNC	ER16	ER16A	0.13		
CD010136.1911102	C3/4"-ER11A-4"	4"					ER11	ER11A	0.22		
CD010136.1916050	C3/4"-ER16A-1.96"	1.96"					ER16	ER16A	0.15		
CD010136.1916064	C3/4"-ER16A-2.5"	2.5"					ER16	ER16A	0.18		
CD010136.1916102	C3/4"-ER16A-4"	4"					ER16	ER16A	0.25		
CD010136.1916100	C3/4"-ER16A-3.94"	3.94"					ER16	ER16A	0.25		
CD010136.1916152	C3/4"-ER16A-6"	6"		3/4"		ER16	ER16A	0.34			
CD010136.1916157	C3/4"-ER16A-6.2"	6.2"				ER16	ER16A	0.35			
CD010136.1916175	C3/4"-ER16A-6.89"	6.89"				ER16	ER16A	0.39			
CD010136.1916140	C3/4"-ER16A-5.51"	5.51"				ER16	ER16A	0.32			
CD010136.1920060	C3/4"-ER20A-2.36"	2.36"				34	M12X1.75P	3/8"-16UNC	ER20	ER20A	0.18
CD010136.1920064	C3/4"-ER20A-2.5"	2.5"							ER20	ER20A	0.18
CD010136.1920100	C3/4"-ER20A-3.93"	3.93"	ER20	ER20A	0.25						
CD010136.1920102	C3/4"-ER20A-4"	4"	ER20	ER20A	0.25						
CD010136.1920140	C3/4"-ER20A-5.5"	5.5"	ER20	ER20A	0.33						
CD010136.1920152	C3/4"-ER20A-6"	6"	ER20	ER20A	0.35						
CD010136.2525050	C1"-ER25-1.96"	1.96"	42	1"	M16X2.0P	1/2"-13UNC	ER25	ER25UM	0.36		
CD010136.2532050	C1"-ER32-1.96"	1.96"	50				ER32	ER32UM	0.45		
CD010136.2532051	C1"-ER32-2"	2"					ER32	ER32UM	0.34		
CD010136.2532140	C1"-ER32-5.51"	5.51"					ER32	ER32UM	0.63		

## 高精度ER夹持系统 HIGH ACCURACY ER COLLET CHUCKS

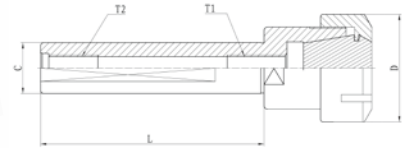
### CD0101-37 直柄ER夹头刀柄(M型) ER STRAIGHT SHANK COLLET CHUCK (M TYPE)



- ◎柄体内锥跳动精度: ≤0.003mm
- ◎预设动平衡 G6.3 12000rpm/18000rpm。
- ◎ER直柄延长杆, 柄体较长, 适合于深孔加工
- ◎Run out : ≤0.003mm
- ◎Balancing G6.3 12000rpm /18000rpm
- ◎ER Straight Shank is longer ,suitable for deep hole processing

订货号 Order No.	型号 Model No.	L	C	D	T1	T2	Collets	Spanner	KGS
CD010137.1008101	C3/8"-ER8M-4"	4"	3/8"	12	M5X0.8P	3/16"-24UNC	ER8	ER8M	0.09
CD010137.1311102	C1/2"-ER11M-4"	4"	1/2"	16	M6X1P	1/4"-20UNC	ER11	ER11M	0.08
CD010137.1311140	C1/2"-ER11M-5.51"	5.51"	1/2"				ER11	ER11M	0.11
CD010137.1316140	C1/2"-ER16M-5.51"	5.51"	1/2"	22	M8X1P	5/16"-18UNC	ER16	ER16M	0.14
CD010137.1611051	C5/8"-ER11M-2"	2"	5/8"	16	M6X1P		ER11	ER11M	0.06
CD010137.1611064	C5/8"-ER11M-2.5"	2.5"	5/8"				ER11	ER11M	0.07
CD010137.1611140	C5/8"-ER11M-5.5"	5.5"	5/8"				ER11	ER11M	0.18
CD010137.1611157	C5/8"-ER11M-6.2"	6.2"	5/8"			ER11	ER11M	0.2	
CD010137.1916042	C3/4"-ER16M-1.65"	1.65"	3/4"	22	M10X1.5P	3/8"-16UNC	ER16	ER16M	0.09
CD010137.1916087	C3/4"-ER16M-3.42"	3.42"	3/4"				ER16	ER16M	0.17
CD010137.1916140	C3/4"-ER16M-5.51"	5.51"	3/4"				ER16	ER16M	0.27
CD010137.1920140	C3/4"-ER20M-5.51"	5.51"	3/4"	28	M12X1.75P	3/8"-16UNC	ER20	ER20M	0.35
CD010137.1925051	C3/4"-ER25M-2"	2"	3/4"	35			ER25	ER25M	0.23
CD010137.1925101	C3/4"-ER25M-4"	4"	3/4"				ER25	ER25M	0.33
CD010137.2511315	C1"-ER11M-12.4"	12.4"	1"	16	M6X1P	1/2"-13UNC	ER11	ER11M	1.1
CD010137.2520084	C1"-ER20M-3.31"	3.31"	1"	28	M10X1.5P		ER20	ER20M	0.32
CD010137.2520140	C1"-ER20M-5.51"	5.51"	1"	28			ER20	ER20M	0.5

### CD0101-38 直柄侧锁式ER铣床夹头柄 SIDE LOCK ER STRAIGHT SHANK COLLET CHUCK



- ◎柄体内锥跳动精度: ≤0.003mm
- ◎预设动平衡 G6.3 12000rpm/18000rpm。
- ◎夹持柄位有削平端供刀座侧边螺丝锁固。
- ◎Run out : ≤0.003mm
- ◎Balancing G6.3 12000rpm G6.3 18000rpm
- ◎Can be fixed by screw in the flat surface

订货号 Order No.	型号 Model No.	L	T1	T2	C	D	Collets	Spanner	KGS
CD010138.2516087	C1"-ER16M-3"	3"	M11X1.0	1/2"-13UNC	1"	22	ER16	ER16M	0.26
CD010138.2532087	C1"-ER32UM-3.42"	3.42"	M16X2.0		1"	50	ER32	ER32UM	0.43
CD010138.2532102	C1"-ER32UM-4"	4"			1"		ER32	ER32UM	0.48
CD010138.2532157	C1"-ER32UM-6.2"	6.2"			1"		ER32	ER32UM	0.66
CD010138.2532041	C1"-ER40UM-1.96"	1.96"			1"		63	ER40	ER40UM
CD010138.3225060	C1-1/4"-ER25UM-2.36"	2.36"	M12X1.75P		1-1/4"	42	ER25	ER25UM	0.42
CD010138.3232060	C1-1/4"-ER32UM-2.36"	2.36"	M16X2.0		1-1/4"	50	ER32	ER32UM	0.45
CD010138.3240060	C1-1/4"-ER40UM-2.36"	2.36"			1-1/4"	63	ER40	ER40UM	0.68
CD010138.3832087	C1-1/2"-ER32UM-3.42"	3.42"			1-1/2"	50	ER32	ER32UM	0.87
CD010138.3840075	C1-1/2"-ER40UM-2.95"	2.95"			1-1/2"	63	ER40	ER40UM	0.72

## 高精度ER夹持系统 HIGH ACCURACY ER COLLET CHUCKS

### 直柄两端ER铣夹头柄 ER STRAIGHT SHANK WITH TWO COLLET CHUCK

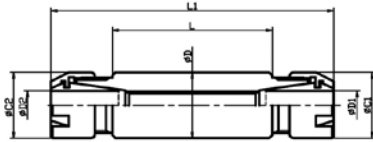


Fig1




Fig2

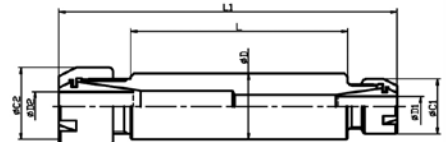


Fig3

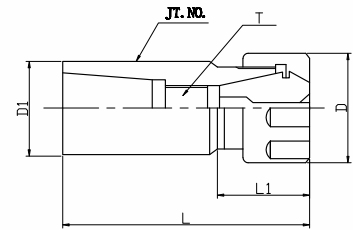
订货号 Order No.	型号 Model No.	Fig	D	L	L1	D1	D2	C1	C2	Collets	Spanner	KGS							
CD010139.1611040	CD16-ER11M-40	1	16	40	72	1-7	1-7	16	16	ER11	ER11M	0.05							
CD010139.1611100	CD16-ER11M-100		16	100	132							0.12							
CD010139.1911040	CD19.05-ER11M-40	2	19.05	40	72	1-7	1-7	16	16	ER11	ER11M	0.08							
CD010139.1911050	CD19.05-ER11M-50		19.05	50	82							0.1							
CD010139.1911060	CD19.05-ER11M-60		19.05	60	92							0.11							
CD010139.1911090	CD19.05-ER11M-90		19.05	90	122							0.17							
CD010139.1911100	CD19.05-ER11M-100		19.05	100	132							0.18							
CD010139.2011050	CD20-ER11M-50		20	50	82							0.11							
CD010139.2011060	CD20-ER11M-60		20	60	92							0.13							
CD010139.2011065	CD20-ER11A-65	20	65	100		19	19		ER11A	0.14									
CD010139.1916060	CD19.05-ER16M-60	1	19.05	60	112	1-10	1-10	22	22	ER16	ER16M	0.1							
CD010139.1916075	CD19.05-ER16M-75		19.05	75	127							0.12							
CD010139.2016050	CD20-ER16M-50		20	50	92							0.09							
CD010139.2016060	CD20-ER16M-60		20	60	112							0.11							
CD010139.2016075	CD20-ER16M-75		20	75	127							0.13							
CD010139.2016100	CD20-ER16M-100		20	100	152							0.17							
CD010139.2216050	CD22-ER16M-50		22	50	102							0.12							
CD010139.2216070	CD22-ER16M-70		22	70	122							0.16							
CD010139.2216080	CD22-ER16M-80		22	80	132							0.18							
CD010139.2216090	CD22-ER16M-90		22	90	142							0.2							
CD010139.2216100	CD22-ER16M-100		22	100	152							0.22							
CD010139.2516070	CD25-ER16M-70		25	70	122							0.22							
CD010139.2516050	CD25-ER16M-50		25	50	102							0.17							
CD010139.2541660	CD25.4-ER16M-60		25.4	60	112							0.2							
CD010139.2541670	CD25.4-ER16M-70		25.4	70	122							0.23							
CD010139.2541675	CD25.4-ER16M-75		25.4	75	127							0.24							
CD010139.2520080	CD25-ER20M-80		1	25	80							134	1-13	1-13	28	28	ER20	ER20M	0.2
CD010139.2542080	CD25.4-ER20M-80			25.4	80							134							0.22
CD010139.3220060	CD32-ER20M-60		2	32	60							114	1-13	1-13	28	28	ER20	ER20M	0.31
CD010139.3220080	CD32-ER20M-80	32		80	134	0.4													
CD010139.1916050	CD19.05-ER11M/ER16M-50	3	19.05	50	92	1-7	1-10	16	22	ER11/16	ER11M/16M	0.08							
CD010139.2016051	CD20-ER11M/ER16M-50		20	50	92							0.09							
CD010139.1920050	CD19.05-ER11M/ER20M-50		19.05	50	120							ER11M/20M	0.11						
CD010139.2020050	CD20-ER11M/ER20M-50		20	50	120								0.12						
CD010139.2220045	CD22-ER16M/ER20M-45		22	45	98							ER11/20	ER16M/20M	0.12					
CD010139.2220060	CD22-ER16M/ER20M-60L		22	60	113									0.15					
CD010139.2520060	CD25-ER16M/ER20M-60L		25	60	113							1-10	22	0.2					
CD010139.2525045	CD25-ER16M/ER25M-45L		25	45	115							1-16	35	ER16/25	ER16M/25M	0.17			
CD010139.2525060	CD25-ER16M/ER25M-60L		25	60	130										ER20M/25M	0.2			
CD010139.3225060	CD32-ER20M/ER25M-60L		32	60	131										1-13	28	0.35		



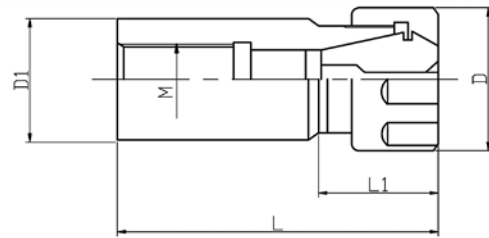
## 高精度ER夹持系统 HIGH ACCURACY ER COLLET CHUCKS

### 》》》 CD0101-40 锥孔连结ER筒夹刀柄 JACOBS TAPER SHANK COLLET CHUCK

订货号 Order No.	型号 Model No.	JT	D	D1	L	L1	T	KGS
CD010140.0011052	JT0-ER11	JT0	19	19	52	19	M6X1P	0.06
CD010140.0111058	JT1-ER11	JT1			58			0.07
CD010140.0116067	JT1-ER16	JT1			67			0.19
CD010140.0216072	JT2-ER16	JT2	28	28	72	26	M10X1.5P	0.2
CD010140.0616075	JT6-ER16	JT6			75			0.19
CD010140.0620081	JT6-ER20				81			0.3
CD010140.0320086	JT3-ER20	JT3	34	34	86	27.5	M12X1.75P	0.3



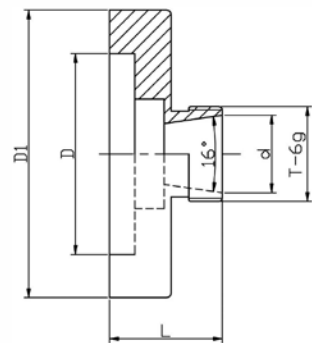
### 》》》 CD0101-41 螺纹连接ER筒夹 ER COLLET WITH THREAD



订货号 Order No.	型号 Model No.	M	L	L1	D1	D	KGS
CD010141.1316050	M-ER16-50L	M1/2-20UNF	50	20	30	28	0.15
CD010141.1916050		M3/4-16UNF					0.14
CD010141.1216050		M12X1					0.15
CD010141.1416050		M14X1					0.15

### 》》》 CD0101-42 ER直孔夹头座 ER COLLET FIXTURE

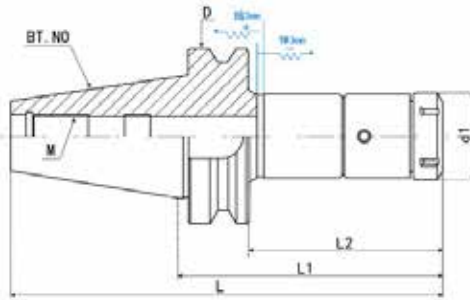
订货号 Order No.	型号 Model No.	D	D1	d	T	L	Collet	KGS
CD010142.2216025	ER16-22	22	45	16	M22X1.5P	25	ER16	0.13
CD010142.7225036	ER25-72	72	100	25	M32X1.5P	36	ER25	0.5
CD010142.5225036	ER25-52	52	102	25	M32X1.5P	36	ER25	0.6
CD010142.1002534	ER25-100	100	132	25	M32X1.5P	34	ER25	0.8
CD010142.5532042	ER32-55	55	80	32	M40X1.5P	42	ER32	0.4
CD010142.7232042	ER32-72	72	100	32	M40X1.5P	42	ER32	0.6
CD010142.9532042	ER32-95	95	125	32	M40X1.5P	42	ER32	0.8
CD010142.1003242	ER32-100	100	132	32	M40X1.5P	42	ER32	0.9
CD010142.1323242	ER32-132	132	163	32	M40X1.5P	42	ER32	1.24
CD010142.5525040	ER25-55	55	80	25	M32X1.5P	40	ER25	0.4
CD010142.5540040	ER40-55	55	80	40	M50X1.5P	40	ER40	0.5
CD010142.7240040	ER40-72	72	100	40	M50X1.5P	40	ER40	0.65
CD010142.9540040	ER40-95	95	125	40	M50X1.5P	40	ER40	0.88
CD010142.1004040	ER40-100	100	130	40	M50X1.5P	40	ER40	0.93
CD010142.7250050	ER50-72	72	100	50	M64X2P	50	ER50	1.22
CD010142.9550050	ER50-95	95	125	50	M64X2P	50	ER50	1.72
CD010142.1005050	ER50-100	100	130	50	M64X2P	50	ER50	1.83
CD010142.1305050	ER50-130	130	160	50	M64X2P	50	ER50	2.56



●可根据客户要求订制 ●Can be customized according to requirement.

## 高精度ER夹持系统 HIGH ACCURACY ER COLLET CHUCKS

### CD0101-43 BT-TER 刚性伸缩攻牙本体 BT-TER TENSION & COMPRESSION TAP HOLDER



- ◎ 材质20CrMnTi或JIS-SCM415;
- ◎ 硬度 $58 \pm 2\text{HRC}$ ; 渗碳深 $>0.8$ ;
- ◎ 伸长3mm, 收缩可达3mm, 搭配刚性ERG筒夹;
- ◎ 刀柄柄体做 $-196^\circ\text{C}$ 超长深冷处理及热时效处理;
- ◎ 外观涂层处理;

- ◎ Material:20CrMnTi/JIS-SCM415 ;
- ◎ Hardness: $58 \pm 2\text{HRC}$ ; Carbon depth $>0.8$ ;
- ◎ tension and compression can reach up to 3mm,shrinkage 3mm
- ◎ chuck shank do  $-196^\circ\text{C}$  super-long cryogenic treatment and thermal aging treatment;
- ◎ coating surface.

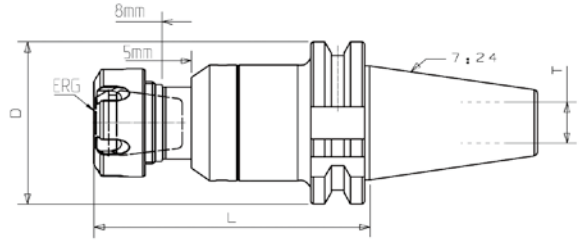
订货号 Order No.	型号 Model No.	攻牙范围 Tapping range	D	L	L1	L2	d1	M	筒夹 Collets	扳手 Spanner	KGS			
CD010143.3016100	BT30-TER16-100	M2-M12	46	148.4	100	73	28	M12	ER16G	ER16A	1.12			
CD010143.3020100	BT30-TER20-100	M2-M16					34		ER20G	ER20A	1.15			
CD010143.3025100	BT30-TER25-100	M2-M22					42		ER25G	ER25UM	1.22			
CD010143.3032100	BT30-TER32-100	M2-M30					50		ER32G	ER32UM	1.57			
CD010143.3040100	BT30-TER40-100	M2-M36					63		ER40G	ER40UM	1.62			
CD010143.4016100	BT40-TER16-100	M2-M12	63	165.4	100	73	28	M16	ER16G	ER16A	1.41			
CD010143.4020100	BT40-TER20-100	M2-M16					34		ER20G	ER20A	1.44			
CD010143.4025100	BT40-TER25-100	M2-M22					42		ER25G	ER25UM	1.51			
CD010143.4032100	BT40-TER32-100	M2-M30					50		ER32G	ER32UM	1.61			
CD010143.4040120	BT40-TER40-120	M2-M36					185.4		120	93	63	ER40G	ER40UM	1.87
CD010143.5016110	BT50-TER16-110	M2-M12	100	211.8	110	72	28	M24	ER16G	ER16A	4.14			
CD010143.5020110	BT50-TER20-110	M2-M16					34		ER20G	ER20A	4.17			
CD010143.5025110	BT50-TER25-110	M2-M22					42		ER25G	ER25UM	4.24			
CD010143.5032130	BT50-TER32-130	M2-M30					222.8		130	92	50	ER32G	ER32UM	4.6
CD010143.5040140	BT50-TER40-140	M2-M36					232.8		140	102	63	ER40G	ER40UM	5.1

## 高精度ER夹持系统 HIGH ACCURACY ER COLLET CHUCKS

### CD0101-44 SK(DIN69871) 刚性伸缩攻牙刀柄 SK(DIN69871) TENSION & COMPRESSION TAP HOLDER



- ◎材质20CrMnTi或JIS-SCM415;
- ◎硬度58±2HRC; 渗碳深>0.8;
- ◎伸长8mm, 收缩可达5mm, 搭配刚性ERG筒夹;
- ◎刀柄柄体做-196℃超长深冷处理及热时效处理;
- ◎外观涂层处理;
- ◎Material:20CrMnTi/JIS-SCM415 ;
- ◎Hardness:58±2HRC; Carbon depth>0.8;
- ◎tension and compression can reach up to 8mm,shrinkage 5mm;
- ◎chuck shank do -196℃ super-long cryogenic treatment and thermal aging treatment;
- ◎coating surface.

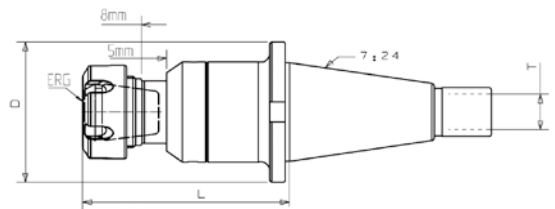


订货号 Order No.	型号 Model No.	攻牙范围 Tapping range	D	L	T	Collets	Spanner	KGS
CD010144.4016152	SK40-TER16	M2-M12	63.55	86.5	M16	ER16G	ER16A	1.23
CD010144.4020154	SK40-TER20	M3-M17	63.55	88.5	M16	ER20G	ER20A	1.25
CD010144.4025156	SK40-TER25	M3-M22	63.55	90.5	M16	ER25G	ER25UM	1.32
CD010144.4032159	SK40-TER32	M3-M27	63.55	93.5	M16	ER32G	ER32UM	1.68
CD010144.5016189	SK50-TER16	M2-M12	97.5	86.5	M24	ER16G	ER16A	3.05
CD010144.5020191	SK50-TER20	M3-M17	97.5	88.5	M24	ER20G	ER20A	3.08
CD010144.5025193	SK50-TER25	M3-M22	97.5	90.5	M24	ER25G	ER25UM	3.15
CD010144.5032195	SK50-TER32	M3-M27	97.5	93.5	M24	ER32G	ER32UM	3.51
CD010144.4016865	CAT40-TER16	M2-M12	63.5	86.5	M16	ER16G	ER16A	1.24
CD010144.4020885	CAT40-TER20	M3-M17	63.5	88.5	M16	ER20G	ER20A	1.26
CD010144.4025905	CAT40-TER25	M3-M22	63.5	90.5	M16	ER25G	ER25UM	1.33
CD010144.4032935	CAT40-TER32	M3-M27	63.5	93.5	M16	ER32G	ER32UM	1.69
CD010144.5016865	CAT50-TER16	M2-M12	98.45	86.5	M24	ER16G	ER16A	3.05
CD010144.5020885	CAT50-TER20	M3-M17	98.45	88.5	M24	ER20G	ER20A	3.09
CD010144.5025905	CAT50-TER25	M3-M22	98.45	90.5	M24	ER25G	ER25UM	3.16
CD010144.5032935	CAT50-TER32	M3-M27	98.45	93.5	M24	ER32G	ER32UM	3.52

### CD0101-45 NT 刚性伸缩攻牙本体 NT TENSION & COMPRESSION TAP HOLDER



- ◎材质20CrMnTi或JIS-SCM415;
- ◎硬度58±2HRC; 渗碳深>0.8;
- ◎伸长8mm, 收缩可达5mm, 搭配刚性ERG筒夹;
- ◎刀柄柄体做-196℃超长深冷处理及热时效处理;
- ◎外观涂层处理;
- ◎Material:20CrMnTi/JIS-SCM415 ;
- ◎Hardness:58±2HRC; Carbon depth>0.8;
- ◎tension and compression can reach up to 8mm,shrinkage 5mm;
- ◎chuck shank do -196℃ super-long cryogenic treatment and thermal aging treatment;
- ◎coating surface.



订货号 Order No.	型号 Model No.	攻牙范围 Tapping range	D	L	T	Collets	Spanner	KGS
CD010145.4016174	NT40-TER16	M3-M10	63	108.6	M16	ER16G	ER16A	1.51
CD010145.4020176	NT40-TER20	M3-M17	63	110.6	M16	ER20G	ER20A	1.54
CD010145.4025178	NT40-TER25	M3-M22	63	112.6	M16	ER25G	ER25UM	1.62
CD010145.4032181	NT40-TER32	M3-M27	63	115.6	M16	ER32G	ER32UM	1.97
CD010145.5016209	NT50-TER16	M3-M10	100	110.6	M24	ER16G	ER16A	3.3
CD010145.5020211	NT50-TER20	M3-M17	100	112.6	M24	ER20G	ER20A	3.32
CD010145.5025213	NT50-TER25	M3-M22	100	114.6	M24	ER25G	ER25UM	3.4
CD010145.5032216	NT50-TER32	M3-M27	100	117.6	M24	ER32G	ER32UM	3.85

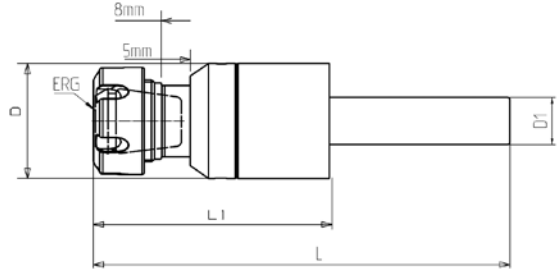
## 高精度ER夹持系统 HIGH ACCURACY ER COLLET CHUCKS

### CD0101-46 MTA/B C直柄刚性伸缩攻牙本体 STRAIGHT SHANK TENSION & COMPRESSION TAP HOLDER



- ◎材质20CrMnTi或JIS-SCM415;
- ◎硬度 $58 \pm 2\text{HRC}$ ; 渗碳深 $>0.8$ ;
- ◎伸长8mm, 收缩可达5mm, 搭配刚性ER攻丝筒夹;
- ◎刀柄柄体做 $-196^\circ\text{C}$ 超长深冷处理及热时效处理;
- ◎外观涂层处理;

- ◎Material:20CrMnTi/JIS-SCM415 ;
- ◎Hardness: $58 \pm 2\text{HRC}$ ; Carbon depth $>0.8$ ;
- ◎tension and compression can reach up to 8mm,shrinkage 5mm;
- ◎chuck shank do - 196 °C super-long cryogenic treatment and thermal aging treatment;
- ◎coating surface.



订货号 Order No.	型号 Model No.	攻牙范围 Tapping range	D	L	L1	D1	Collets	Spanner	KGS
CD010146.2016147	C20-TER16-50	M2-M12	46	147	97	20	ER16G	ER16A	0.4
CD010146.2020149	C20-TER20-50	M3-M17	46	149	99	20	ER20G	ER20A	0.5
CD010146.2025201	C20-TER25-100	M3-M22	46	201	101	20	ER25G	ER25UM	0.84
CD010146.2032204	C20-TER32-100	M3-M27	46	204	104	20	ER32G	ER32UM	0.9
CD010146.2516147	C25-TER16-50	M2-M12	46	147	97	25	ER16G	ER16A	0.5
CD010146.2520149	C25-TER20-50	M3-M17	46	149	99	25	ER20G	ER20A	0.6
CD010146.2525201	C25-TER25-100	M3-M22	46	201	101	25	ER25G	ER25UM	0.96
CD010146.2532204	C25-TER32-100	M3-M27	46	204	104	25	ER32G	ER32UM	1.17
CD010146.0216177	MTA2-TER16	M2-M12	46	177	97	17.78	ER16G	ER16A	0.4
CD010146.0220179	MTA2-TER20	M3-M17	46	179	99	17.78	ER20G	ER20A	0.5
CD010146.0225181	MTA2-TER25	M3-M22	46	181	101	17.78	ER25G	ER25UM	0.8
CD010146.0316196	MTA3-TER16	M2-M12	50	196	97	23.825	ER16G	ER16A	0.44
CD010146.0320198	MTA3-TER20	M3-M17	50	198	99	23.825	ER20G	ER20A	0.53
CD010146.0325200	MTA3-TER25	M3-M22	50	200	101	23.825	ER25G	ER25UM	0.84
CD010146.0332203	MTA3-TER32	M3-M27	50	203	104	23.825	ER32G	ER32UM	0.95
CD010146.0416221	MTA4-TER16	M2-M12	66	221	97	31.267	ER16G	ER16A	0.5
CD010146.0420223	MTA4-TER20	M3-M17	66	223	99	31.267	ER20G	ER20A	0.6
CD010146.0425225	MTA4-TER25	M3-M22	66	225	101	31.267	ER25G	ER25UM	0.96
CD010146.0432228	MTA4-TER32	M3-M27	66	228	104	31.267	ER32G	ER32UM	1.17
CD010146.0532260	MTA5-TER32	M3-M27	66	260	104	44.339	ER32G	ER32UM	1.4
CD010146.0316176	MTB3-TER16	M2-M12	46	176	89	23.825	ER16G	ER16A	0.44
CD010146.0320206	MTB3-TER20	M3-M17	46	206	120	23.825	ER20G	ER20A	0.53
CD010146.0325176	MTB3-TER25	M3-M22	46	176	89	23.825	ER25G	ER25UM	0.84
CD010146.0332206	MTB3-TER32	M3-M27	46	206	120	23.825	ER32G	ER32UM	0.95
CD010146.0416199	MTB4-TER16	M2-M12	46	199	89	31.267	ER16G	ER16A	0.5
CD010146.0420229	MTB4-TER20	M3-M17	46	229	120	31.267	ER20G	ER20A	0.6
CD010146.0425199	MTB4-TER25	M3-M22	46	199	89	31.267	ER25G	ER25UM	0.96
CD010146.0432229	MTB4-TER32	M3-M27	46	229	120	31.267	ER32G	ER32UM	1.17



## 高精度ER夹持系统 HIGH ACCURACY ER COLLET CHUCKS

### CD0101-47 HSK/BT-VER 微量补偿螺距同步数控刚性攻丝刀柄 HSK/BT-VER SYNCHRO TAP HOLDER

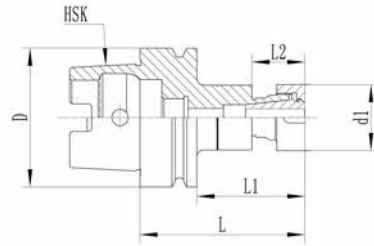


FIG1

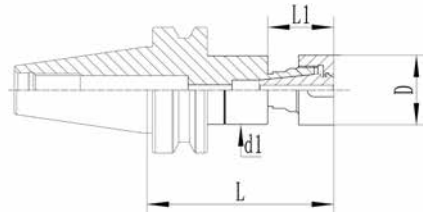


FIG2

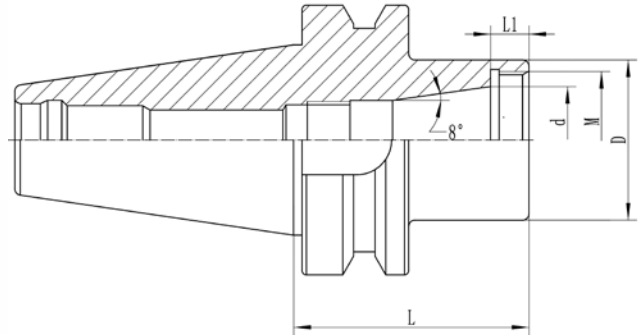
- ◎材质: 20CrMnTi, 热处理: 渗碳 $>0.8$ , 硬度 $58 \pm 2\text{HRC}$ ;
- ◎刀柄柄体在 $-196^\circ\text{C}$ 超长深冷处理, 及热时效处理。
- ◎跳动精度 $0.003\text{mm}$ 。
- ◎现代加工中心机床上使用, 能够获得更高的切削速度, 丝锥切削效率大大提高, 加工完的螺纹能获得更高的精度和质量。
- ◎丝锥的寿命延长, 减少刀具费用, 降低成本。

- ◎Material: 20CrMnTi/JIS-SCM415 ;Hardness: $58 \pm 2\text{HRC}$ ; Carbon depth $>0.8$ .
- ◎chuck shank do  $-196^\circ\text{C}$  super-long cryogenic treatment and thermal aging treatment.
- ◎Bounce Accuracy 0.003
- ◎High speed ,special design make good tapping accuracy and quality.
- ◎Long term tapping ,reduce cost.

订货号 Order No.	型号 Model No.	D	d1	L	L1	L2	伸缩范围 Telescopic	攻牙范围 Tapping range	KGS	FIG
CD010147.5020095	HSK50A-VER20-95	50	34	95	67.5	41.5	+/-0.15	M4-M12	085	FIG1
CD010147.5032125	HSK50A-VER32-125	50	50	125	104	51.5	+/-0.15	M8-M20	1.02	
CD010147.6320090	HSK63A-VER20-90	63	34	90	69.5	41.5	+/-0.15	M4-M12	092	
CD010147.6320160	HSK63A-VER20-160	63	34	160	134	41.5	+/-0.15	M4-M12	1.25	
CD010147.6332110	HSK63A-VER32-110	63	50	110	83	51.5	+/-0.15	M8-M20	1.30	
CD010147.6340150	HSK63A-VER40-150	63	63	150	120.5	-	+/-0.8	M14-M30	2.26	
CD010147.1020105	HSK100A-VER20-105	100	34	105	73	41.5	+/-0.15	M4-M12	2.5	
CD010147.1032150	HSK100A-VER32-150	100	50	150	86.5	51.5	+/-0.15	M8-M20	3.6	
CD010147.1040150	HSK100A-VER40-150	100	63	150	109	-	+/-0.8	M14-M30	4.3	FIG2
CD010147.3020090	BT30-VER20-90	34	34	90	37.5	-	+/-0.15	M4-M12	0.58	
CD010147.3032120	BT30-VER32-120	50	50	120	43.5	-	+/-0.15	M4-M20	0.98	
CD010147.4020095	BT40-VER20-95	34	34	95	37.5	-	+/-0.15	M4-M12	1.2	
CD010147.4032110	BT40-VER32-110	50	50	110	43.5	-	+/-0.15	M4-M20	1.58	
CD010147.5020110	BT50-VER20-110	34	34	110	37.5	-	+/-0.15	M4-M12	3.92	
CD010147.5032120	BT50-VER32-120	50	50	120	43.5	-	+/-0.15	M4-M20	4.34	
CD010147.5040140	BT50-VER40-140	58.5	63	140	50.3	-	+/-0.8	M10-M30	4.45	

## 高精度ER夹持系统 HIGH ACCURACY ER COLLET CHUCKS

### CD0101-48 BT30/40/50-NER 隐藏式筒夹刀柄 BT30/40/50-NER HIDDEN BARREL CLAMP TOOL HANDLE



- ◎ 减小运作时的风阻及风动，提高动平衡效率；
- ◎ 精做动平衡可达G2.5,30000rpm；
- ◎ 切削扭力增加1.5倍，承受重切削，可提高加工质量的稳定性。

- ◎ Reduce the wind resistance and wind force during operation, and improve the dynamic balance efficiency.
- ◎ The precision dynamic balance can reach G2.5,30000 rpm.
- ◎ Cutting torsion increases by 1.5 times and bears heavy cutting, which can improve the stability of processing quality. Qualitative.

订货号 Order No.	型号 Model No.	d	D	L	L1	夹持范围 RANGE	M	KGS
CD010148.3011055	BT30-NER11-55	11	22	55	7	1-7	M18X1P	0.45
CD010148.3016065	BT30-NER16-65	16	28	65	10	1-10	M24X1P	0.51
CD010148.3020065	BT30-NER20-65	20	32	65	11	1-13	M28X1.5P	0.52
CD010148.3025060	BT30-NER25-60	25	38	60	12	1-16	M32X1.5P	0.57
CD010148.4011070	BT40-NER11-70	11	22	70	7	1-7	M18X1P	1.07
CD010148.4011100	BT40-NER11-100	11	22	100	7	1-7	M18X1P	1.14
CD010148.4016070	BT40-NER16-70	16	28	70	10	1-10	M24X1P	1.09
CD010148.4016100	BT40-NER16-100	16	28	100	10	1-10	M24X1P	1.22
CD010148.4020080	BT40-NER20-80	20	32	80	11	1-13	M28X1.5P	1.15
CD010148.4020100	BT40-NER20-100	20	32	100	11	1-13	M28X1.5P	1.25
CD010148.4025025	BT40-NER25-25	25	27	25	12	1-16	M32X1.5P	0.82
CD010148.4025080	BT40-NER25-80	25	38	80	12	1-16	M32X1.5P	1.19
CD010148.4025100	BT40-NER25-100	25	38	100	12	1-16	M32X1.5P	1.33
CD010148.4032080	BT40-NER32-80	32	46	80	14	1-20	M40X1.5P	1.28
CD010148.4032100	BT40-NER32-100	32	46	100	14	1-20	M40X1.5P	1.5
CD010148.5011080	BT50-NER11-80	11	22	80	7	1-7	M18X1P	3.75
CD010148.5011110	BT50-NER11-110	11	22	110	7	1-7	M18X1P	3.8
CD010148.5016080	BT50-NER16-80	16	28	80	10	1-10	M24X1P	3.76
CD010148.5016110	BT50-NER16-110	16	28	110	10	1-10	M24X1P	3.89
CD010148.5020090	BT50-NER20-90	20	32	90	11	1-13	M28X1.5P	3.81
CD010148.5020110	BT50-NER20-110	20	32	110	11	1-13	M28X1.5P	3.91
CD010148.5025090	BT50-NER25-90	25	38	90	12	1-16	M32X1.5P	3.82
CD010148.5025110	BT50-NER25-110	25	38	110	12	1-16	M32X1.5P	3.96
CD010148.5032090	BT50-NER32-90	32	46	90	14	1-20	M40X1.5P	3.83
CD010148.5032110	BT50-NER32-110	32	46	110	14	1-20	M40X1.5P	4.0

## 动力刀座轴及角度头

### AXIS FOR ROWER TOOL HOLDER AND ANGLE HEAD

- 材料20CrMnTi,替代传统的40Cr或45#,提高主轴的整体刚性。
  - 表面渗碳处理,真空淬火,热处理硬度56-60HRC;
  - 主轴在零下196℃进行超长时间的深冷处理,以及多次的去应力热时效处理,提升主轴精度的稳定性及使用的寿命。
  - 轴体的轴承部位径跳 $\leq 0.002$ ,内锥跳动精度 $\leq 0.002$ 。
  - 轴可以进行整体涂层处理,起防锈作用,免维护,同时轴的耐磨性得到提高。
- 
- Material: 20CrMnTi, instead of 40Cr or 45, to improve the rigidity of spindle.
  - Surface carburizing, vacuum quenching, heat treatment hardness 56-60HRC; The spindle is subjected to super-long cryogenic treatment at  $-196^{\circ}\text{C}$  and repeated stress relief
  - Thermal aging treatment improves the stability of spindle accuracy and service life.
  - The diameter jump of bearing part of axle body is less than 0.002, and the runout accuracy of inner cone is less than 0.002.
  - Axis can be coated integrally to prevent rust, maintenance and wear. Sex has been improved.



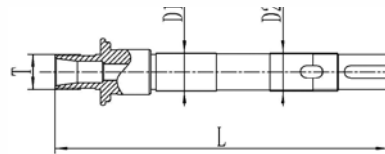
## 高精度ER夹持系统 HIGH ACCURACY ER COLLET CHUCKS

### CD0101-49 DZ型动力刀座轴 DZ TYPE POWER TOOL BASE SHAFT



订货号 Order No.	型号 Model No.	D1	D2	L	T	Collet	Spanner	KGS
CD010149.1211105	DZ12-ER11M-105L	12	11	105	M13 × 0.75	ER11	ER11M	0.08
CD010149.1711080	DZ17-ER11M-80L	17	-	80	M13 × 0.75	ER11	ER11M	0.13
CD010149.1716110	DZ17-ER16M-110L	17	15	110	M19 × 1	ER16	ER16M	0.17
CD010149.1516090	DZ15-ER16M-90L	15	-	90	M19 × 1	ER16	ER16M	0.11
CD010149.1516082	DZ15-ER16M-82L	15	-	82	M19 × 1	ER16	ER16M	0.09
CD010149.1520088	DZ15-ER20M-88L	15	14	88	M24 × 1	ER20	ER20M	0.14
CD010149.1520104	DZ15-ER20M-104L	15	-	104	M24 × 1	ER20	ER20M	0.17

### CD0101-50 DF型动力刀座轴 DF TYPE POWER TOOL BASE SHAFT



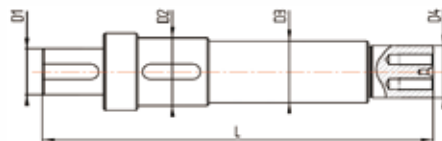
订货号 Order No.	型号 Model No.	D1	D2	L	T	Collet	Spanner	KGS
CD010150.1511137	DF15-ER11-137L	15	15	137	M14 × 0.75	ER11	ER11A	0.18
CD010150.1511157	DF15-ER11-157	15	15	157	M14 × 0.75	ER11	ER11A	0.21
CD010150.1511090	DF15-ER11-90L	15	10	90	M14 × 0.75	ER11	ER11A	0.11
CD010150.1516140	DF15-ER16-140L	15	15	140	M22 × 1.5	ER16	ER16A	0.18
CD010150.1716110	DF17-ER16-110L	17	17	110	M19 × 1	ER16	ER16M	0.17
CD010150.1720128	DF17-ER20-128L	17	17	128	M25 × 1.5	ER20	ER20A	0.21
CD010150.1720162	DF17-ER20-162L	17	17	162	M25 × 1.5	ER20	ER20A	0.27

### CD0101-51 DL型动力刀座轴 DL TYPE POWER TOOL BASE SHAFT



订货号 Order No.	型号 Model No.	D1	D2	D3	L	T	Collet	Spanner	KGS
CD010151.1211114	DL12-ER11-114L	12	11	10	114	M14 × 0.75	ER11	ER11A	0.09
CD010151.1511148	DL15-ER11-148L	15	15	15	148	M14 × 0.75	ER11	ER11A	0.19
CD010151.1516175	DL15-ER16M-175L	15	15	15	175	M19 × 1	ER16	ER16M	0.22
CD010151.1516150	DL15-ER16-150L	15	15	12	150	M22 × 1.5	ER16	ER16A	0.19
CD010151.1720158	DL17-ER20-158L	17	15	13	158	M25 × 1.5	ER20	ER20A	0.25
CD010151.2520178	DL25-ER20-178L	25	20	18	178	M25 × 1.5	ER20	ER20A	0.58
CD010151.2520148	DL25-ER20-148L	25	22	17	148.5	M25 × 1.5	ER20	ER20A	0.48
CD010151.2520186	DL25-ER20-186L	25	22	17	186	M25 × 1.5	ER20	ER20A	0.62
CD010151.2525308	DL25-ER25-308L	25	25	18	308	M32 × 1.5	ER25	ER25UM	1.1
CD010151.4040152	DL40-ER40-152L	40	20	-	152	M50 × 1.5	ER40	ER40UM	0.96

### CD0101-52 DH型动力刀座轴 DH TYPE POWER TOOL BASE SHAFT



订货号 Order No.	型号 Model No.	D1	D2	D3	D4	L	KGS
CD010152.1517129	DH15-BL17-129L	15	17	17	15	129	0.21
CD010152.1522115	DH15-BL22-115L	15	22	20	17	115	0.28
CD010152.8050178	DH80-BL50-178L	80	50	40	-	178	2.8









**高精度ER夹持系统 HIGH ACCURACY ER COLLET CHUCKS**

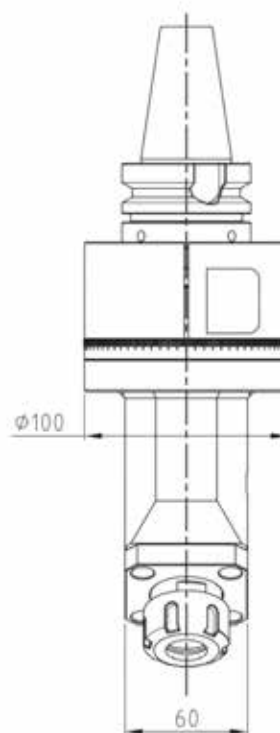
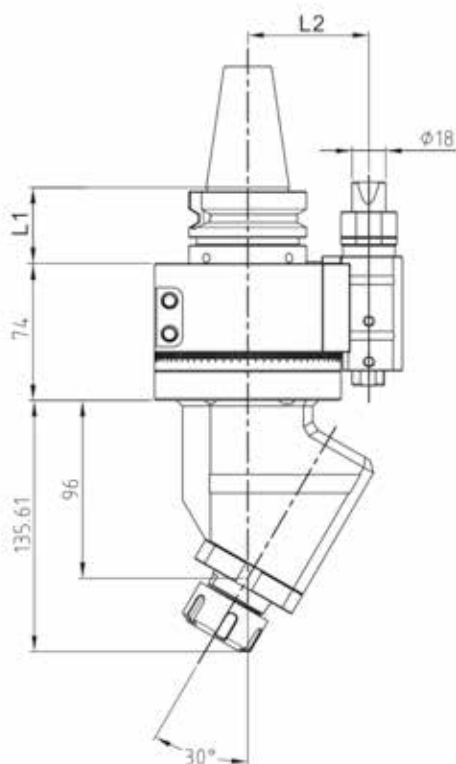
&gt;&gt;&gt; CD0101-53 AG30-ER25系列 AG30-ER25 CNC ANGLE HEAD SERIES



可选驱动刀柄型号: BT、NT、CAT、DAT、HSK

Optional Drive Tool Holder Shank: BT、NT、CAT、DAT、HSK

		
SK30/40/50	CAT30/40/50	BT30/40/50
		
KM63/80/100	ISO30/40/50	HSK63/80/100









订货号 Order No.	型号 Model No.	输出 Output	L1	L2	长度 Length	功率 Power	最高转速 Max speed	最大扭矩 Max torque	减速比 Reduction ratio
CD010153.3025096	AG30-ER25	ER25	41/48	65/80	96	3KW	4000RPM	32NM	1:1

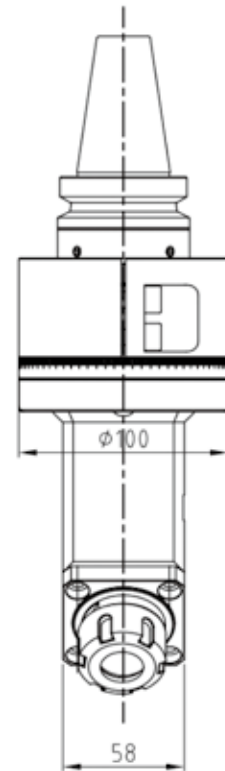
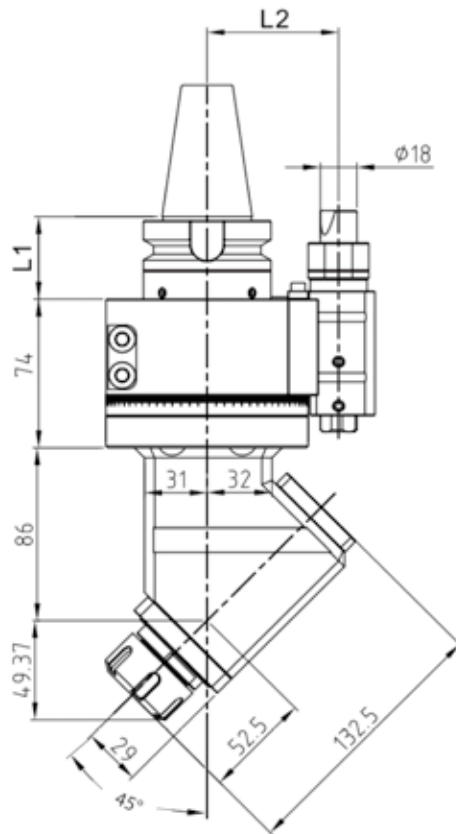
## 高精度ER夹持系统 HIGH ACCURACY ER COLLET CHUCKS

»» CD0101-54 AG45-ER25型系列 AG45-ER25 CNC ANGLE HEAD SERIES

可选驱动刀柄型号: BT、NT、CAT、DAT、HSK

Optional Drive Tool Holder Shank: BT、NT、CAT、DAT、HSK

		
SK30/40/50	CAT30/40/50	BT30/40/50
		
KM63/80/100	ISO30/40/50	HSK63/80/100



订货号 Order No.	型号 Model No.	输出 Output	L1	L2	长度 Length	功率 Power	最高转速 Max speed	最高扭矩 Max torque	减速比 Reduction ratio
CD010154.4525086	AG45-ER25	ER25	41/48	65/80	86	3KW	4000RPM	32NM	1:1






**高精度ER夹持系统 HIGH ACCURACY ER COLLET CHUCKS**

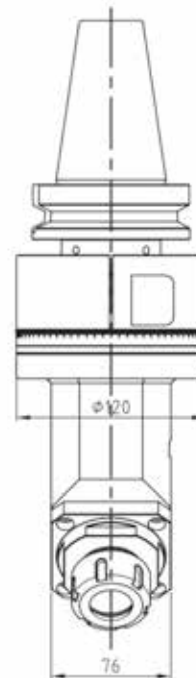
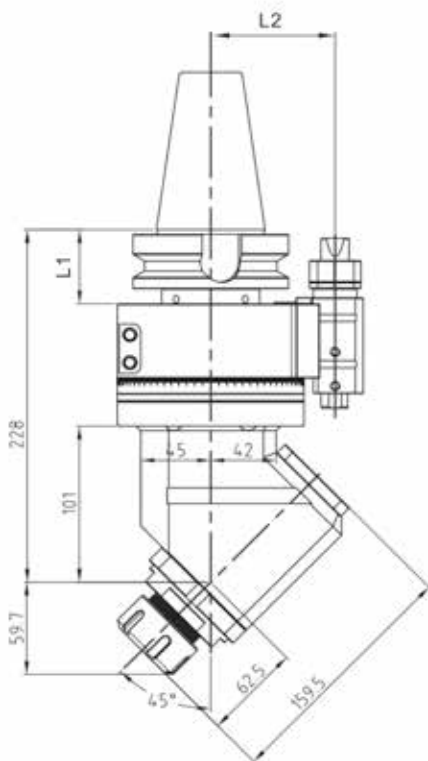
&gt;&gt;&gt; CD0101-55 AG45-ER32 系列 AG45-ER32 CNC ANGLE HEAD SERIES



可选驱动刀柄型号: BT、NT、CAT、DAT、HSK

Optional Drive Tool Holder Shank: BT、NT、CAT、DAT、HSK

		
SK30/40/50	CAT30/40/50	BT30/40/50
		
KM63/80/100	ISO30/40/50	HSK63/80/100



订货号 Order No.	型号 Model No.	输出 Output	L1	L2	长度 Length	功率 Power	最高转速 Max speed	最高扭矩 Max torque	减速比 Reduction ratio
CD010155.4532101	AG45-ER32	ER32	41/48	65/80	101	6KW	3500RPM	75NM	1:1







## 高精度ER夹持系统 HIGH ACCURACY ER COLLET CHUCKS

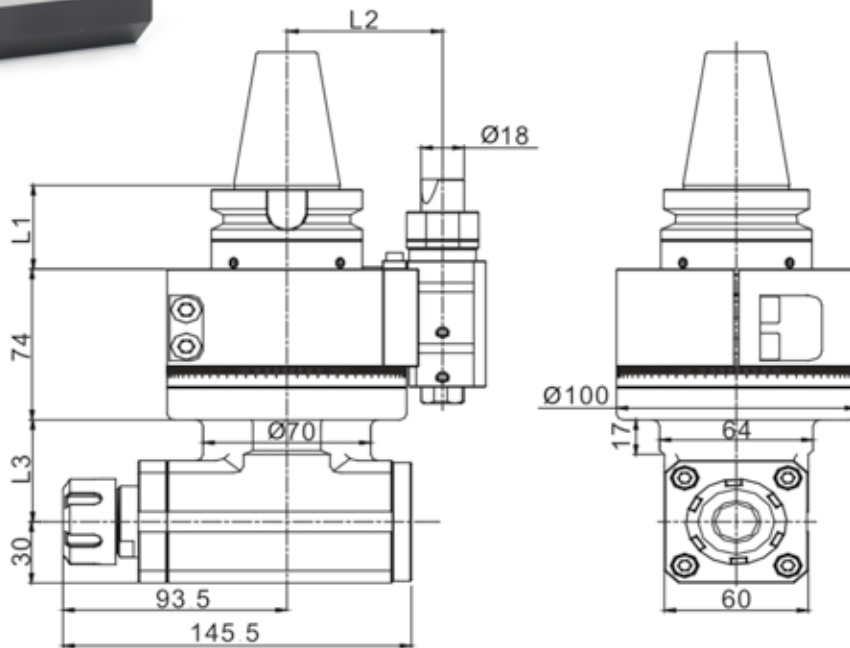
»» CD0101-56 AG90-ER25型系列 AG90-ER25 CNC ANGLE HEAD SERIES



可选驱动刀柄型号: BT、NT、CAT、DAT、HSK

Optional Drive Tool Holder Shank: BT、NT、CAT、DAT、HSK

		
SK30/40/50	CAT30/40/50	BT30/40/50
		
KM63/80/100	ISO30/40/50	HSK63/80/100



订货号 Order No.	型号 Model No.	输出 Output	L1	L2	长度 Length	功率 Power	最高转速 Max speed	最高扭矩 Max torque	减速比 Reduction ratio
CD010156.9025050	AG90-ER25-50	ER25	41/48	65/80	50	3KW	4000RPM	32NM	1:1
CD010156.9025110	AG90-ER25-110	ER25	41/48	65/80	110	3KW	4000RPM	32NM	1:1
CD010156.9025170	AG90-ER25-170	ER25	41/48	65/80	170	3KW	4000RPM	32NM	1:1
CD010156.9025230	AG90-ER25-230	ER25	41/48	65/80	230	3KW	4000RPM	32NM	1:1
CD010156.9025300	AG90-ER25-300	ER25	41/48	65/80	300	3KW	4000RPM	32NM	1:1
CD010156.9025370	AG90-ER25-370	ER25	41/48	65/80	370	3KW	4000RPM	32NM	1:1
CD010156.9025430	AG90-ER25-430	ER25	41/48	65/80	430	3KW	4000RPM	32NM	1:1




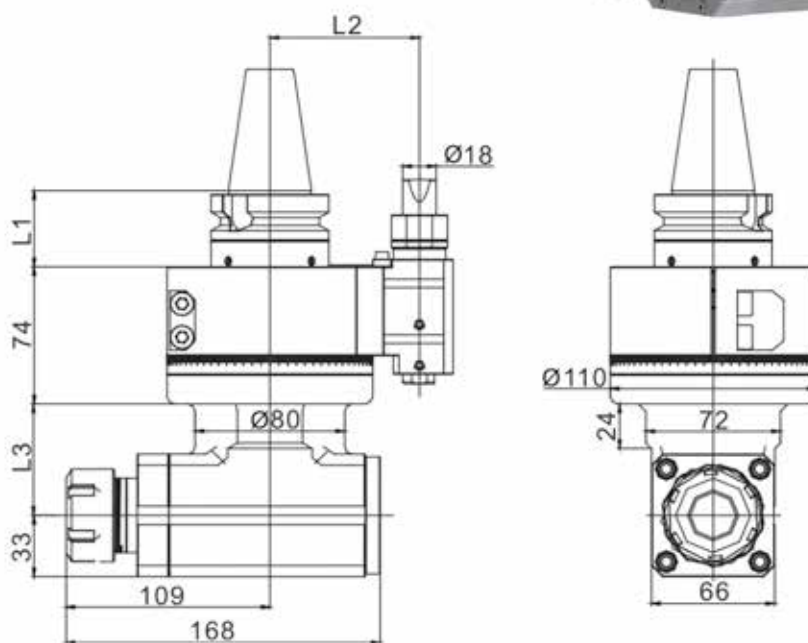
## 高精度ER夹持系统 HIGH ACCURACY ER COLLET CHUCKS

»» CD0101-57 AG90-ER32型系列 AG90-ER32 CNC ANGLE HEAD SERIES

可选驱动刀柄型号: BT、NT、CAT、DAT、HSK

Optional Drive Tool Holder Shank: BT、NT、CAT、DAT、HSK

		
SK30/40/50	CAT30/40/50	BT30/40/50
		
KM63/80/100	ISO30/40/50	HSK63/80/100



订货号 Order No.	型号 Model No.	输出 Output	L1	L2	长度 Length	功率 Power	最高转速Max speed	最高扭矩 Max torque	减速比 Reduction ratio
CD010157.9032060	AG90-ER32-60	ER32	41/48	80/110	60	4KW	3500RPM	40NM	1:1
CD010157.9032130	AG90-ER32-130	ER32	41/48	80/110	130	4KW	3500RPM	40NM	1:1
CD010157.9032200	AG90-ER32-200	ER32	41/48	80/110	200	4KW	3500RPM	40NM	1:1
CD010157.9032240	AG90-ER32-240	ER32	41/48	80/110	240	4KW	3500RPM	40NM	1:1
CD010157.9032300	AG90-ER32-300	ER32	41/48	80/110	300	4KW	3500RPM	40NM	1:1
CD010157.9032370	AG90-ER32-370	ER32	41/48	80/110	370	4KW	3500RPM	40NM	1:1
CD010157.9032430	AG90-ER32-430	ER32	41/48	80/110	430	4KW	3500RPM	40NM	1:1







## 高精度ER夹持系统 HIGH ACCURACY ER COLLET CHUCKS

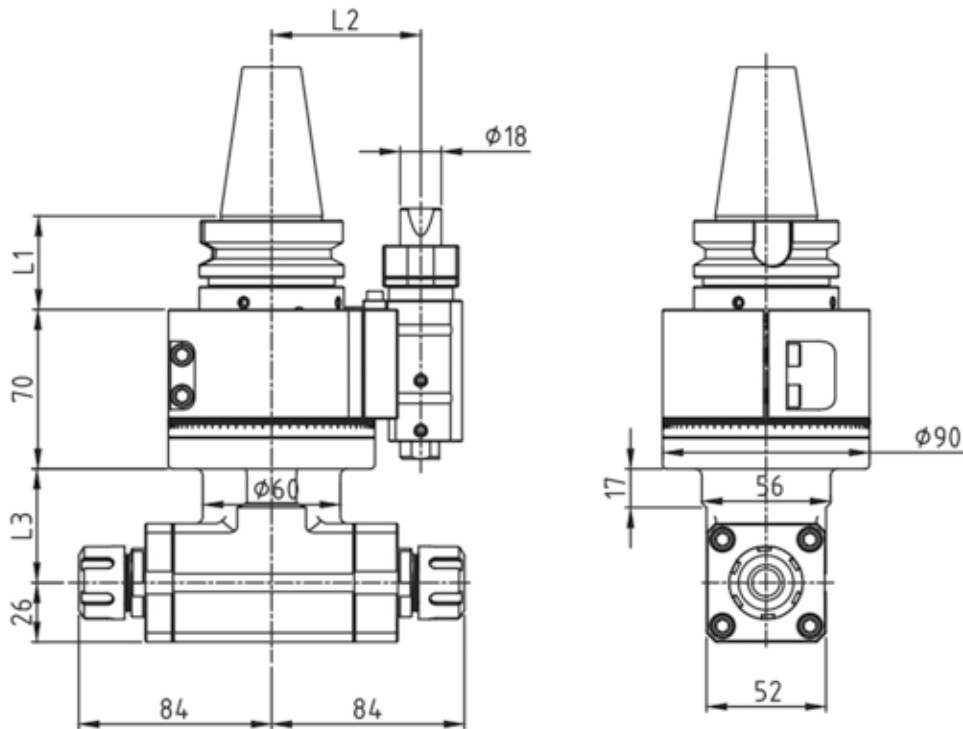
»» CD0101-58 AG90-ER20X2型系列 AG90-ER20X2 CNC ANGLE HEAD SERIES



可选驱动刀柄型号: BT、NT、CAT、DAT、HSK

Optional Drive Tool Holder Shank: BT、NT、CAT、DAT、HSK

		
SK30/40/50	CAT30/40/50	BT30/40/50
		
KM63/80/100	ISO30/40/50	HSK63/80/100







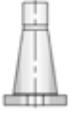

订货号 Order No.	型号 Model No.	输出 Output	L1	L2	长度 Length	功率 Power	最高转速 Max speed	最高扭矩 Max torque	减速比 Reduction ratio
CD010158.9020050	AG90-ER20X2-50	ER20	41/48	65/80	50	2KW	4000RPM	16NM	1:1
CD010158.9020110	AG90-ER20X2-110	ER20	41/48	65/80	110	2KW	4000RPM	16NM	1:1
CD010158.9020170	AG90-ER20X2-170	ER20	41/48	65/80	170	2KW	4000RPM	16NM	1:1

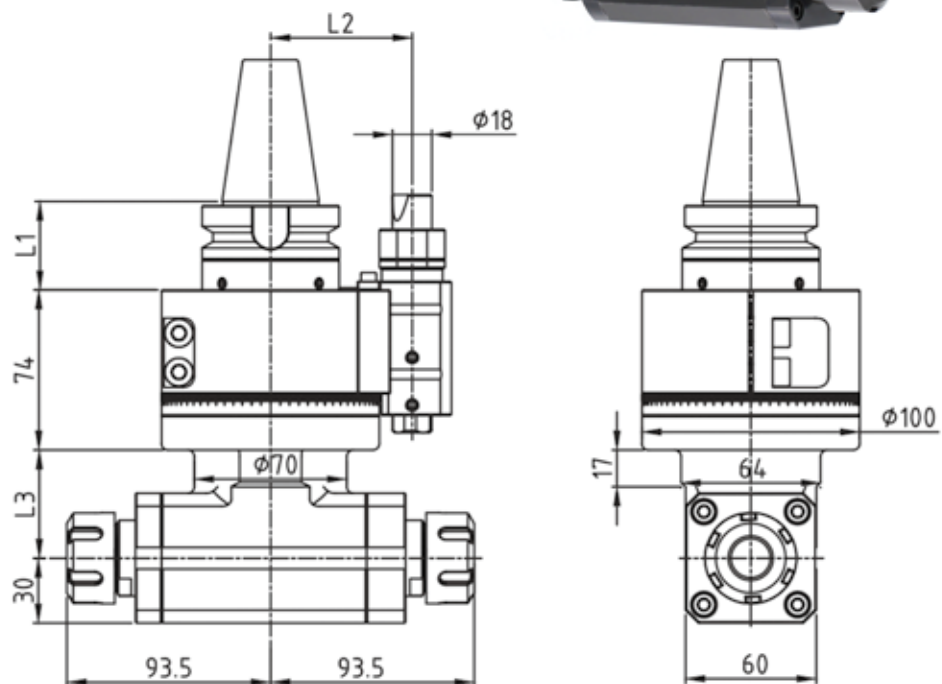
## 高精度ER夹持系统 HIGH ACCURACY ER COLLET CHUCKS

CD0101-59 AG90-ER25X2型系列 AG90-ER25X2 CNC ANGLE HEAD SERIES

可选驱动刀柄型号: BT、NT、CAT、DAT、HSK

Optional Drive Tool Holder Shank: BT、NT、CAT、DAT、HSK

		
SK30/40/50	CAT30/40/50	BT30/40/50
		
KM63/80/100	ISO30/40/50	HSK63/80/100



订货号 Order No.	型号 Model No.	输出 Output	L1	L2	长度 Length	功率 Power	最高转速 Max speed	最高扭矩 Max torque	减速比 Reduction ratio
CD010159.9025050	AG90-ER25X2-50	ER25	41/48	65/80	50	3KW	4000RPM	32NM	1:1
CD010159.9025110	AG90-ER25X2-110	ER25	41/48	65/80	110	3KW	4000RPM	32NM	1:1
CD010159.9025170	AG90-ER25X2-170	ER25	41/48	65/80	170	3KW	4000RPM	32NM	1:1







## 高精度ER夹持系统 HIGH ACCURACY ER COLLET CHUCKS

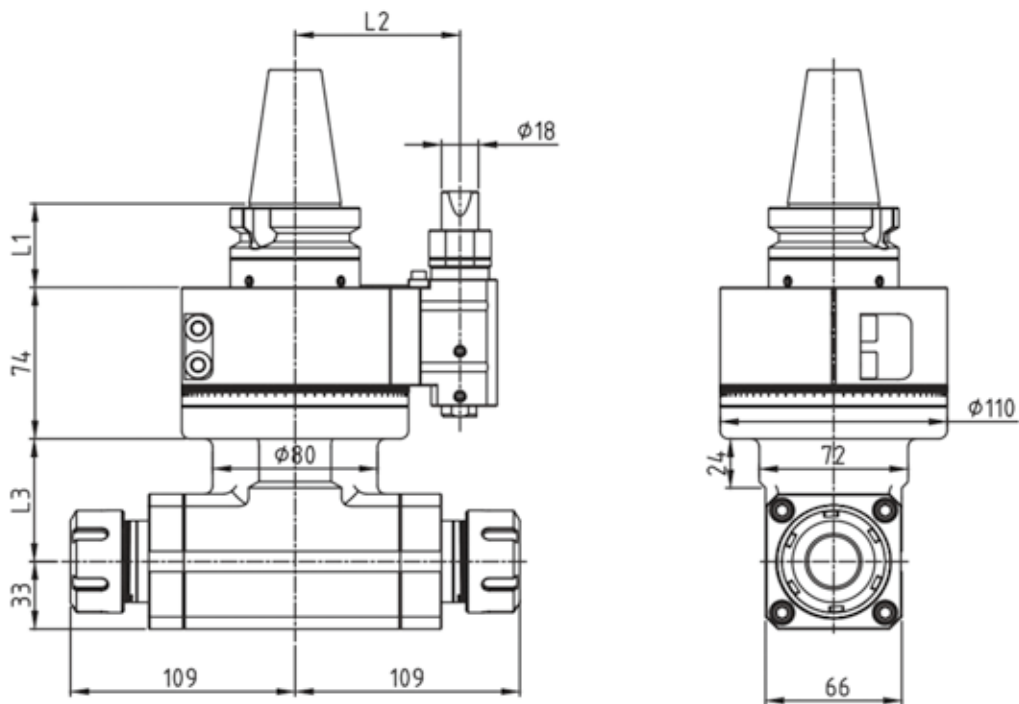
»» CD0101-60 AG90-ER32X2型系列 AG90-ER32X2 CNC ANGLE HEAD SERIES



可选驱动刀柄型号: BT、NT、CAT、DAT、HSK

Optional Drive Tool Holder Shank: BT、NT、CAT、DAT、HSK

		
SK30/40/50	CAT30/40/50	BT30/40/50
		
KM63/80/100	ISO30/40/50	HSK63/80/100

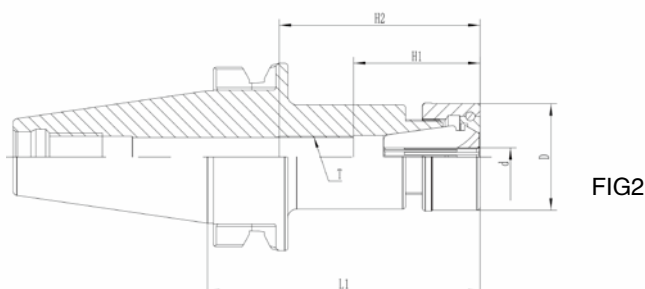
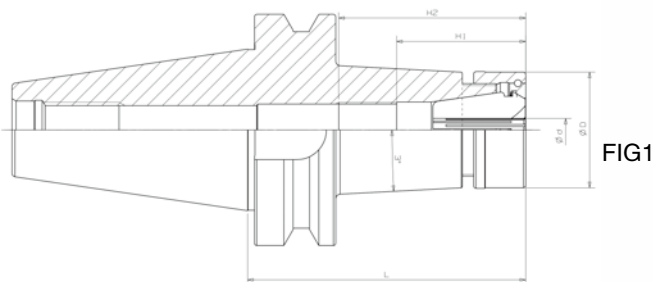


订货号 Order No.	型号 Model No.	输出 Output	L1	L2	长度Length	功率 Power	最高转速 Max speed	最高扭矩 Max torque	减速比 Reduction ratio
CD010160.9032060	AG90-ER32X2-60	ER32	41/48	80/110	60	4kw	3500RPM	40NM	1:1
CD010160.9032130	AG90-ER32X2-130	ER32	41/48	80/110	130	4kw	3500RPM	40NM	1:1
CD010160.9032200	AG90-ER32X2-200	ER32	41/48	80/110	200	4kw	3500RPM	40NM	1:1



## 高精度ER夹持系统 HIGH ACCURACY ER COLLET CHUCKS

### CD0101-61 BT-GK ER筒夹刀柄 ER COLLET CHUCK



- ◎ GK螺帽与GER螺帽相比可收缩夹持刀具柄径的特点。
- ◎ GK螺帽采用滚珠结构，紧固力加大，夹持刀具不易松动；
- ◎ GK螺帽无风阻设计，适合于高速加工；
- ◎ Compared to GER nuts, GK nuts have the characteristic of being able to shrink and grip the tool shank diameter.
- ◎ The GK nut adopts a ball structure, which increases the tightening force and makes it difficult to loosen the clamping tool;
- ◎ The GK nut is designed with no wind resistance, suitable for high-speed machining;

订货号 Order No.	型号 Model No.	d	D	L1	H1	H2	T	FIG	KGS
CD010161.3016090	BT30-GK16-90	1-10	30	90	36	61	M11X1	FIG1	0.66
CD010161.3016120	BT30-GK16-120	1-10	30	120	36	61	M11X1		0.9
CD010161.3020090	BT30-GK20-90	1-13	35	90	41	66	M14X1		0.73
CD010161.3020120	BT30-GK20-120	1-13	35	120	41	66	M14X1		1.02
CD010161.4016090	BT40-GK16-90	1-10	30	90	36	61	M11X1		1.21
CD010161.4016120	BT40-GK16-120	1-10	30	120	36	61	M11X1		1.4
CD010161.4020090	BT40-GK20-90	1-13	35	90	41	66	M14X1		1.28
CD010161.4020120	BT40-GK20-120	1-13	35	120	41	66	M14X1		1.53
CD010161.4025090	BT40-GK25-90	1-16	42	90	50	75	M18X1.5		1.36
CD010161.4025120	BT40-GK25-120	1-16	42	120	50	75	M18X1.5		1.76
CD010161.4032090	BT40-GK32-90	1-20	50	90	55	80	M22X1.5		1.47
CD010161.4032120	BT40-GK32-120	1-20	50	120	55	80	M22X1.5		2.02
CD010161.5016090	BT50-GK16-90	1-10	30	90	36	61	M11X1		3.6
CD010161.5016120	BT50-GK16-120	1-10	30	120	36	61	M11X1		3.77
CD010161.5020090	BT50-GK20-90	1-13	35	90	41	66	M14X1		3.65
CD010161.5020120	BT50-GK20-120	1-13	35	120	41	66	M14X1		3.87
CD010161.5025090	BT50-GK25-90	1-16	42	90	50	75	M18X1.5		3.74
CD010161.5025120	BT50-GK25-120	1-16	42	120	50	75	M18X1.5		4.06
CD010161.5032090	BT50-GK32-90	1-20	50	90	55	80	M22X1.5	3.81	
CD010161.5032120	BT50-GK32-120	1-20	50	120	55	80	M22X1.5	4.27	
CD010161.3020075	BT30-GK20-75	1-13	35	75	41	66	M14X1	FIG2	0.55
CD010161.3032075	BT30-GK32-75	1-20	50	75	55	80	M22X1.5		0.57
CD010161.4016060	BT40-GK16-60	1-10	30	60	36	61	M11X1		1
CD010161.4016090	BT40-GK16-90	1-10	30	90	36	61	M11X1		1.17
CD010161.4016121	BT40-GK16-120	1-10	30	120	36	61	M11X1		1.45
CD010161.4020091	BT40-GK20-90	1-13	35	90	41	66	M14X1		1.2
CD010161.4020121	BT40-GK20-120	1-13	35	120	41	66	M14X1		1.42
CD010161.4025100	BT40-GK25-100	1-16	42	100	50	75	M18X1.5		1.36
CD010161.5025165	BT50-GK25-165	1-16	42	165	50	75	M18X1.5		2

# 高精度ER夹持系统 HIGH ACCURACY ER COLLET CHUCKS

## CD0101-62 HSK-GK ER筒夹刀柄 ER COLLET CHUCK

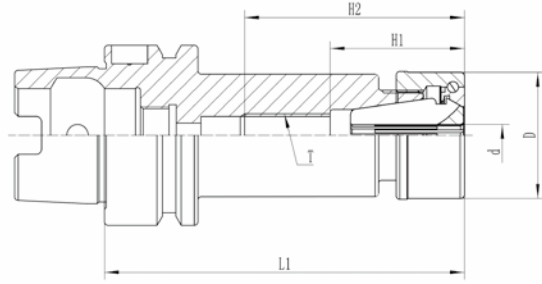


FIG1

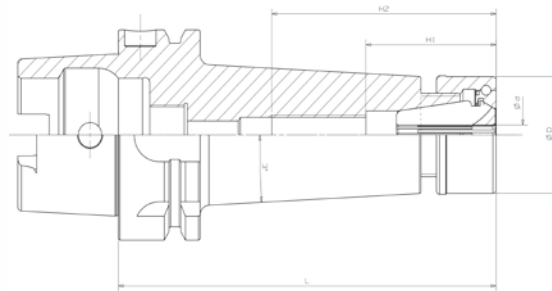


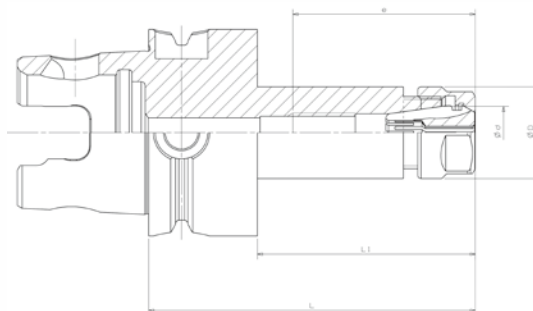
FIG2

- ◎GK螺帽与GER螺帽相比可收缩夹持刀具柄径的特点。
- ◎GK螺帽采用滚珠结构，紧固力加大，夹持刀具不易松动；
- ◎ GK螺帽无风阻设计，适合于高速加工；
- ◎Compared to GER nuts, GK nuts have the characteristic of being able to shrink and grip the tool shank diameter.
- ◎The GK nut adopts a ball structure, which increases the tightening force and makes it difficult to loosen the clamping tool;
- ◎The GK nut is designed with no wind resistance, suitable for high-speed machining;

订货号Order No.	型号 Model No.	d	D	L1	H1	H2	T	FIG	KGS
CD010162.5016135	HSK50A-GK16-135	1-10	30	135	36	66	M10X1.5(定制)	FIG1	0.75
CD010162.5020060	HSK50A-GK20-60	1-13	35	60	37	-	-		0.46
CD010162.5020075	HSK50A-GK20-75	1-13	35	75	37	52	M12X1.5(定制)		0.55
CD010162.5020100	HSK50A-GK20-100	1-13	35	100	37	66	M12X1.5(定制)		0.7
CD010162.6316090	HSK63A-GK16-90	1-10	30	90	36	-	M11X1	FIG2	0.91
CD010162.6316120	HSK63A-GK16-120	1-10	30	120	36	61	M11X1		1.13
CD010162.6320090	HSK63A-GK20-90	1-13	35	90	41	-	-		0.97
CD010162.6320120	HSK63A-GK20-120	1-13	35	120	41	66	M14X1		1.26
CD010162.6325090	HSK63A-GK25-90	1-16	42	90	50	-	-		1.06
CD010162.6325120	HSK63A-GK25-120	1-16	42	120	50	75	M18X1.5		1.46
CD010162.1016090	HSK100A-GK16-90	1-10	30	90	36	-	-		2.23
CD010162.1016120	HSK100A-GK16-120	1-10	30	120	36	61	M11X1		2.44
CD010162.1020090	HSK100A-GK20-90	1-13	35	90	41	-	-		2.29
CD010162.1020120	HSK100A-GK20-120	1-13	35	120	41	66	M14X1		2.57
CD010162.1025090	HSK100A-GK25-90	1-16	42	90	50	-	-	2.4	
CD010162.1025120	HSK100A-GK25-120	1-16	42	120	50	75	M18X1.5	2.79	
CD010162.1032090	HSK100A-GK32-90	1-20	50	90	55	-	-	2.5	
CD010162.1032120	HSK100A-GK32-120	1-20	50	120	55	80	M22X1.5	3.04	

## 高精度ER夹持系统 HIGH ACCURACY ER COLLET CHUCKS

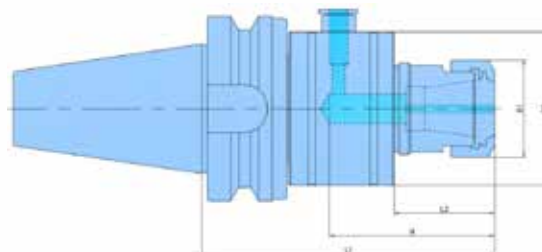
### CD0101-63 CDKM63(ISO26622-1:2017E)-ER筒夹刀柄 CDKM63-ER COLLET CHUCK



◆精做动平衡 Precision dynamic balancing  
G6.3 15000rpm, G2.5 30000rpm

订货号 Order No.	型号 Model No.	L	L1	D	e	d	夹持范围 Clamping range	KGS
CD010163.6316070	CDKM63-ER16-70	70	37	28	35	16	1-10	0.81
CD010163.6316100	CDKM63-ER16-100	100	67		45			1.14
CD010163.6316150	CDKM63-ER16-150	150	117		55			1.36
CD010163.6320070	CDKM63-ER20-70	70	37	34	50	20	1-13	0.91
CD010163.6320100	CDKM63-ER20-100	100	67		70			1.24
CD010163.6320150	CDKM63-ER20-150	150	117		100			1.46
CD010163.6325070	CDKM63-ER25-70	70	37	42	53	25	1-16	1.01
CD010163.6325100	CDKM63-ER25-100	100	67		70			1.34
CD010163.6325150	CDKM63-ER25-150	150	117		100			1.56
CD010163.6332070	CDKM63-ER32-70	70	37	50	47	32	1-20	1.11
CD010163.6332100	CDKM63-ER32-100	100	67		70			1.44
CD010163.6332150	CDKM63-ER32-150	150	117		110			1.66
CD010163.6340080	CDKM63-ER40-80	80	47	63	42	40	3-26	1.3
CD010163.6340100	CDKM63-ER40-100	100	57		70			1.54
CD010163.6340150	CDKM63-ER40-150	150	117		110			1.76

### CD0101-64 BT-OER高速轴承油路刀柄 BT-OER HIGH-SPEED BEARING OIL PATH TOOL HOLDER



- ◎可承受4.8Mpa的水压。
- ◎允许转速≤3000rpm。
- ◎使用前请先确认中心切削机的高压装置。

- ◎Can with stand 4.8 mpa water pressure
- ◎RPM ≤3000 rpm is allowed
- ◎Please confirm the high pressure device of the center cutting machine before using

订货号 Order No.	型号 Model No.	L1	L2	H	D1	D2	KGS
CD010164.4025160	BT40-OER25-160	160	60	96	42	83	4.7
CD010164.4032160	BT40-OER32-160	160	60	97	52	83	4.68
CD010164.5025160	BT50-OER25-160	160	60	89	42	83	6.95
CD010164.5032160	BT50-OER32-160	160	60	90	50	83	7

## 高精度ER夹持系统 HIGH ACCURACY ER COLLET CHUCKS

ER筒夹 DIN6499B ER Collet DIN6499B



### 高精度、高寿命ER筒夹特点：

- ◎材质：JIS-SUJ2；
- ◎硬度：46-50HRC；
- ◎筒夹空刀槽采用磨削加工工艺，更适合于高速加工；
- ◎内孔、外圆及端面精密研磨，可达Ra0.4；
- ◎表面“环保”特殊涂层处理，提高表面硬度、耐磨性，提高清洁度，精度更稳定，表面更光滑，防锈、防腐蚀效果更好，手感更舒适，外观更美观。

### Advantage:

- ◎Material: JIS-SUJ2;
- ◎Hardness:46-50HRC;
- ◎Super finish.Through hardened and ground Ra0.4,
- ◎The coating increase the service life of collet and ensure full functionality and precision

## 》》》 精湛的加工工艺 Superb Processing

### \*深冷处理

- 1、-196℃超长深冷处理，使接近全部的残余奥氏体转变为马氏体；
- 2、析出的纳米级碳化物颗粒，增加硬度和韧性；
- 3、减少残余应力；
- 4、耐磨性显著提高。

### \*Cryogenic treatment

- 1.-196℃ cryogenic. To eliminate the stress after quenching and machining,and aslo prevent the thermal shock.
- 2.Increasing hardness and toughness.
3. Reducing residual stresses.
4. Improved wear resistance.

### \*时效处理


\*超长定型热时效去除残余内应力。

### \* Thermal aging processing

long stereotyped thermal limitation removal of grinding  
Reducing residual stresses.



深冷处理 (Cryogenic treatment)



时效处理 (Thermal aging processing)



## 高精度ER夹持系统 HIGH ACCURACY ER COLLET CHUCKS

### CD0102-01 ER筒夹 DIN6499B ER COLLET DIN6499B

精度5 μ  
Integrated  
precision  
5 μ

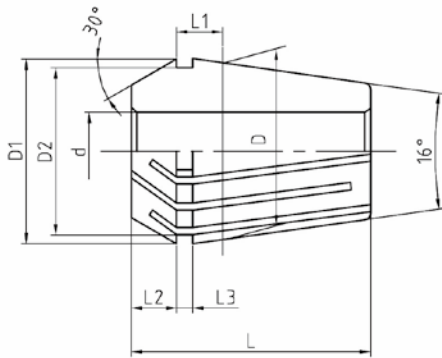


高精度5 μ 筒夹表面涂层外观特点:

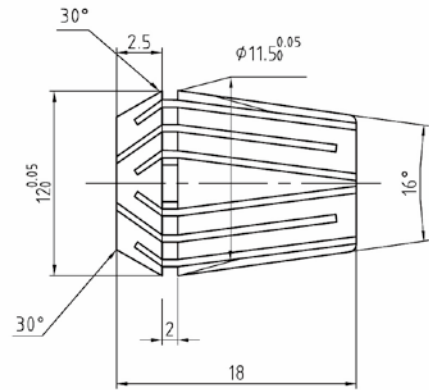
- 防锈蚀
- 提高表面硬度、耐磨性
- 清洁度更好, 精度稳定
- 表面更光滑, 手感舒适, 外观更漂亮

Advantage:

- Anti-rust
- Wear-resisting and Surface hardness improved.
- Precision stability, good cleaning.
- Smooth surface, Beautiful appearance.



ER8-ER50



ER12

- 材质: JIS-SUJ2      ○ 硬度: 46-50HRC
- Material: JIS-SUJ2      ○ Hardness: 46-50HRC
- 广泛应用于镗、铣、钻、攻丝、磨、雕刻等加工。
- Suitable for boring, milling, drilling, tapping, grinding, carving processing.

高精度 High Accuracy

型号 Model No.	dH7	D	D1	D2	L	L1	L2	L3	弹性收缩量 Collapsible Capacity	KGS
ER8	1.0-5.0	8	8.45	6.5	13.5	2.98	1.5	1.2	0.5	0.005
ER11	1.0-7.0	11	11.5	9.5	18	3.8	2.5	2	0.5	0.01
ER16	1.0-2.5	16	17	13.8	27.5	6.26	4	2.7	0.5	0.03
	>2.5-10.0	16	17	13.8	27.5	6.26	4	2.7	1	
ER20	1.0-2.5	20	21	17.4	31.5	6.36	4.8	2.8	0.5	0.04
	>2.5-13.0	20	21	17.4	31.5	6.36	4.8	2.8	1	
ER25	1.0-2.5	25	26	22	34	6.66	5	3.1	0.5	0.07
	>2.5-16.0	25	26	22	34	6.66	5	3.1	1	
ER32	2.0-2.5	32	33	29.2	40	7.16	5.5	3.6	0.5	0.15
	>2.5-20.0	32	33	29.2	40	7.16	5.5	3.6	1	
ER40	3.0-26.0	40	41	36.2	46	7.66	7	4.1	1	0.27
ER50	6.0-10.0	50	52	46	60	12.6	8.5	5.5	1	0.45
	>10.0-34.0	50	52	46	60	12.6	8.5	5.5	2	

## 高精度ER夹持系统 HIGH ACCURACY ER COLLET CHUCKS

### CD0102-01 ER筒夹 DIN6499B ER COLLET DIN6499B

ER8			ER11			ER12		
订货号 Order No.	型号 Model No.	范围 Range	订货号 Order No.	型号 Model No.	范围 Range	订货号 Order No.	型号 Model No.	范围 Range
CD010201.08010	ER8-1	1-0.5	CD010201.11010	ER11-1	1-0.5	CD010201.12020	ER12-2	2-1.5
CD010201.08015	ER8-1.5	1.5-1	CD010201.11015	ER11-1.5	1.5-1	CD010201.12030	ER12-3	3-2.5
CD010201.08020	ER8-2	2-1.5	CD010201.11020	ER11-2	2-1.5	CD010201.12040	ER12-4	4-3.5
CD010201.08025	ER8-2.5	2.5-2	CD010201.11025	ER11-2.5	2.5-2	CD010201.12050	ER12-5	5-4.5
CD010201.08030	ER8-3	3-2.5	CD010201.11030	ER11-3	3-2.5	CD010201.12060	ER12-6	6-5.5
CD010201.08035	ER8-3.5	3.5-3	CD010201.11035	ER11-3.5	3.5-3			
CD010201.08040	ER8-4	4-3.5	CD010201.11040	ER11-4	4-3.5			
CD010201.08045	ER8-4.5	4.5-4	CD010201.11045	ER11-4.5	4.5-4			
CD010201.08050	ER8-5	5-4.5	CD010201.11050	ER11-5	5-4.5			
			CD010201.11055	ER11-5.5	5.5-5			
			CD010201.11060	ER11-6	6-5.5			
			CD010201.11065	ER11-6.5	6.5-6			
			CD010201.11070	ER11-7	7-6.5			

ER16			ER20			ER25		
订货号 Order No.	型号 Model No.	范围 Range	订货号 Order No.	型号 Model No.	范围 Range	订货号 Order No.	型号 Model No.	范围 Range
CD010201.16010	ER16-1	1-0.5	CD010201.20010	ER20-1	1-0.5	CD010201.25010	ER25-1	1-0.5
CD010201.16015	ER16-1.5	1.5-1	CD010201.20015	ER20-1.5	1.5-1	CD010201.25015	ER25-1.5	1.5-1
CD010201.16020	ER16-2	2-1.5	CD010201.20020	ER20-2	2-1.5	CD010201.25020	ER25-2	2-1.5
CD010201.16025	ER16-2.5	2.5-2	CD010201.20025	ER20-2.5	2.5-2	CD010201.25025	ER25-2.5	2.5-2
CD010201.16030	ER16-3	3-2.5	CD010201.20030	ER20-3	3-2.5	CD010201.25030	ER25-3	3-2.5
CD010201.16040	ER16-4	4-3	CD010201.20040	ER20-4	4-3	CD010201.25040	ER25-4	4-3
CD010201.16050	ER16-5	5-4	CD010201.20050	ER20-5	5-4	CD010201.25050	ER25-5	5-4
CD010201.16060	ER16-6	6-5	CD010201.20060	ER20-6	6-5	CD010201.25060	ER25-6	6-5
CD010201.16070	ER16-7	7-6	CD010201.20070	ER20-7	7-6	CD010201.25070	ER25-7	7-6
CD010201.16080	ER16-8	8-7	CD010201.20080	ER20-8	8-7	CD010201.25080	ER25-8	8-7
CD010201.16090	ER16-9	9-8	CD010201.20090	ER20-9	9-8	CD010201.25090	ER25-9	9-8
CD010201.16100	ER16-10	10-9	CD010201.20100	ER20-10	10-9	CD010201.25100	ER25-10	10-9
			CD010201.20110	ER20-11	11-10	CD010201.25110	ER25-11	11-10
			CD010201.20120	ER20-12	12-11	CD010201.25120	ER25-12	12-11
			CD010201.20130	ER20-13	13-12	CD010201.25130	ER25-13	13-12
						CD010201.25140	ER25-14	14-13
						CD010201.25150	ER25-15	15-14
						CD010201.25160	ER25-16	16-15

## 高精度ER夹持系统 HIGH ACCURACY ER COLLET CHUCKS

### »» CD0102-01 ER筒夹 DIN6499B ER COLLET DIN6499B

ER32			ER40			ER50		
订货号 Order No.	型号 Model No.	范围 Range	订货号 Order No.	型号 Model No.	范围 Range	订货号 Order No.	型号 Model No.	范围 Range
CD010201.32010	ER32-1	1-0.5	CD010201.40030	ER40-3	3-2.5	CD010201.50060	ER50-6	6-5
CD010201.32015	ER32-1.5	1.5-1	CD010201.40040	ER40-4	4-3	CD010201.50070	ER50-7	7-6
CD010201.32020	ER32-2	2-1.5	CD010201.40050	ER40-5	5-4	CD010201.50080	ER50-8	8-7
CD010201.32025	ER32-2.5	2.5-2	CD010201.40060	ER40-6	6-5	CD010201.50090	ER50-9	9-8
CD010201.32030	ER32-3	3-2.5	CD010201.40070	ER40-7	7-6	CD010201.50100	ER50-10	10-9
CD010201.32040	ER32-4	4-3	CD010201.40080	ER40-8	8-7	CD010201.50110	ER50-11	11-9
CD010201.32050	ER32-5	5-4	CD010201.40090	ER40-9	9-8	CD010201.50120	ER50-12	12-10
CD010201.32060	ER32-6	6-5	CD010201.40100	ER40-10	10-9	CD010201.50130	ER50-13	13-11
CD010201.32070	ER32-7	7-6	CD010201.40110	ER40-11	11-10	CD010201.50140	ER50-14	14-12
CD010201.32080	ER32-8	8-7	CD010201.40120	ER40-12	12-11	CD010201.50150	ER50-15	15-13
CD010201.32090	ER32-9	9-8	CD010201.40130	ER40-13	13-12	CD010201.50160	ER50-16	16-14
CD010201.32100	ER32-10	10-9	CD010201.40140	ER40-14	14-13	CD010201.50170	ER50-17	17-15
CD010201.32110	ER32-11	11-10	CD010201.40150	ER40-15	15-14	CD010201.50180	ER50-18	18-16
CD010201.32120	ER32-12	12-11	CD010201.40160	ER40-16	16-15	CD010201.50190	ER50-19	19-17
CD010201.32130	ER32-13	13-12	CD010201.40170	ER40-17	17-16	CD010201.50200	ER50-20	20-18
CD010201.32140	ER32-14	14-13	CD010201.40180	ER40-18	18-17	CD010201.50210	ER50-21	21-19
CD010201.32150	ER32-15	15-14	CD010201.40190	ER40-19	19-18	CD010201.50220	ER50-22	22-20
CD010201.32160	ER32-16	16-15	CD010201.40200	ER40-20	20-19	CD010201.50230	ER50-23	23-21
CD010201.32170	ER32-17	17-16	CD010201.40210	ER40-21	21-20	CD010201.50240	ER50-24	24-22
CD010201.32180	ER32-18	18-17	CD010201.40220	ER40-22	22-21	CD010201.50250	ER50-25	25-23
CD010201.32190	ER32-19	19-18	CD010201.40230	ER40-23	23-22	CD010201.50260	ER50-26	26-24
CD010201.32200	ER32-20	20-19	CD010201.40240	ER40-24	24-23	CD010201.50270	ER50-27	27-25
			CD010201.40250	ER40-25	25-24	CD010201.50280	ER50-28	28-26
			CD010201.40260	ER40-26	26-25	CD010201.50290	ER50-29	29-27
						CD010201.50300	ER50-30	30-28
						CD010201.50310	ER50-31	31-29
						CD010201.50320	ER50-32	32-30
						CD010201.50330	ER50-33	33-31
						CD010201.50340	ER50-34	34-32

## 高精度ER夹持系统 HIGH ACCURACY ER COLLET CHUCKS

### CD0102-01 ER筒夹 DIN6499B ER COLLET DIN6499B

ER16			ER20		
订货号 Order No.	型号 Model No.	范围 Range	订货号 Order No.	型号 Model No.	范围 Range
CD010201.16035	ER16-3.5	3.5-2.5	CD010201.20035	ER20-3.5	3.5-2.5
CD010201.16045	ER16-4.5	4.5-3.5	CD010201.20045	ER20-4.5	4.5-3.5
CD010201.16055	ER16-5.5	5.5-4.5	CD010201.20055	ER20-5.5	5.5-4.5
CD010201.16065	ER16-6.5	6.5-5.5	CD010201.20065	ER20-6.5	6.5-5.5
CD010201.16075	ER16-7.5	7.5-6.5	CD010201.20075	ER20-7.5	7.5-6.5
CD010201.16085	ER16-8.5	8.5-7.5	CD010201.20085	ER20-8.5	8.5-7.5
CD010201.16095	ER16-9.5	9.5-8.5	CD010201.20095	ER20-9.5	9.5-8.5
			CD010201.20105	ER20-10.5	10.5-9.5
			CD010201.20115	ER20-11.5	11.5-10.5
			CD010201.20125	ER20-12.5	12.5-11.5

ER8		ER11		ER12	
订货号 Order No.	型号 Model No.	订货号 Order No.	型号 Model No.	订货号 Order No.	型号 Model No.
CD010201.08008	ER8-1/32	CD010201.11008	ER11-1/32	CD010201.12032	ER12-1/8
CD010201.08012	ER8-3/64	CD010201.11012	ER11-3/64	CD010201.12036	ER12-9/64
CD010201.08016	ER8-1/16	CD010201.11016	ER11-1/16	CD010201.12039	ER12-5/32
CD010201.08019	ER8-5/64	CD010201.11019	ER11-5/64	CD010201.12044	ER12-11/64
CD010201.08024	ER8-3/32	CD010201.11024	ER11-3/32	CD010201.12048	ER12-3/16
CD010201.08028	ER8-7/64	CD010201.11028	ER11-7/64	CD010201.12052	ER12-13/64
CD010201.08032	ER8-1/8	CD010201.11032	ER11-1/8	CD010201.12056	ER12-7/32
CD010201.08036	ER8-9/64	CD010201.11036	ER11-9/64	CD010201.12059	ER12-15/64
CD010201.08039	ER8-5/32	CD010201.11039	ER11-5/32	CD010201.12064	ER12-1/4
CD010201.08044	ER8-11/64	CD010201.11044	ER11-11/64	CD010201.12067	ER12-17/64
CD010201.08048	ER8-3/16	CD010201.11048	ER11-3/16		
		CD010201.11052	ER11-13/64		
		CD010201.11056	ER11-7/32		
		CD010201.11059	ER11-15/64		
		CD010201.11064	ER11-1/4		
		CD010201.11067	ER11-17/64		



## 高精度ER夹持系统 HIGH ACCURACY ER COLLET CHUCKS

### »» CD0102-01 ER筒夹 DIN6499B ER COLLET DIN6499B

ER16		ER20		ER25	
订货号 Order No.	型号 Model No.	订货号 Order No.	型号 Model No.	订货号 Order No.	型号 Model No.
CD010201.16008	ER16-1/32	CD010201.20008	ER20-1/32	CD010101.25012	ER25-3/64
CD010201.16012	ER16-3/64	CD010201.20012	ER20-3/64	CD010201.25016	ER25-1/16
CD010201.16016	ER16-1/16	CD010201.20016	ER20-1/16	CD010201.25019	ER25-5/64
CD010201.16019	ER16-5/64	CD010201.20019	ER20-5/64	CD010201.25024	ER25-3/32
CD010201.16024	ER16-3/32	CD010201.20024	ER20-3/32	CD010201.25028	ER25-7/64
CD010201.16028	ER16-7/64	CD010201.20028	ER20-7/64	CD010201.25032	ER25-1/8
CD010201.16032	ER16-1/8	CD010201.20032	ER20-1/8	CD010201.25036	ER25-9/64
CD010201.16036	ER16-9/64	CD010201.20036	ER20-9/64	CD010201.25039	ER25-5/32
CD010201.16039	ER16-5/32	CD010201.20039	ER20-5/32	CD010201.25044	ER25-11/64
CD010201.16044	ER16-11/64	CD010201.20044	ER20-11/64	CD010201.25048	ER25-3/16
CD010201.16048	ER16-3/16	CD010201.20048	ER20-3/16	CD010201.25052	ER25-13/64
CD010201.16052	ER16-13/64	CD010201.20052	ER20-13/64	CD010201.25056	ER25-7/32
CD010201.16056	ER16-7/32	CD010201.20056	ER20-7/32	CD010201.25059	ER25-15/64
CD010201.16059	ER16-15/64	CD010201.20059	ER20-15/64	CD010201.25064	ER25-1/4
CD010201.16064	ER16-1/4	CD010201.20064	ER20-1/4	CD010201.25067	ER25-17/64
CD010201.16067	ER16-17/64	CD010201.20067	ER20-17/64	CD010201.25071	ER25-9/32
CD010201.16071	ER16-9/32	CD010201.20071	ER20-9/32	CD010201.25075	ER25-19/64
CD010201.16075	ER16-19/64	CD010201.20075	ER20-19/64	CD010201.25079	ER25-5/16
CD010201.16079	ER16-5/16	CD010201.20079	ER20-5/16	CD010201.25083	ER25-21/64
CD010201.16083	ER16-21/64	CD010201.20083	ER20-21/64	CD010201.25087	ER25-11/32
CD010201.16087	ER16-11/32	CD010201.20087	ER20-11/32	CD010201.25091	ER25-23/64
CD010201.16091	ER16-23/64	CD010201.20091	ER20-23/64	CD010201.25095	ER25-3/8
CD010201.16095	ER16-3/8	CD010201.20095	ER20-3/8	CD010201.25099	ER25-25/64
		CD010201.20099	ER20-25/64	CD010201.25103	ER25-13/32
		CD010201.20103	ER20-13/32	CD010201.25107	ER25-27/64
		CD010201.20107	ER20-27/64	CD010201.25111	ER25-7/16
		CD010201.20111	ER20-7/16	CD010201.25115	ER25-29/64
		CD010201.20115	ER20-29/64	CD010201.25119	ER25-15/32
		CD010201.20119	ER20-15/32	CD010201.25123	ER25-31/64
		CD010201.20123	ER20-31/64	CD010201.25127	ER25-1/2
		CD010201.20127	ER20-1/2	CD010201.25131	ER25-33/64
		CD010201.20131	ER20-33/64	CD010201.25135	ER25-17/32
				CD010201.25139	ER25-35/64
				CD010201.25143	ER25-9/16
				CD010201.25147	ER25-37/64
				CD010201.25151	ER25-19/32
				CD010201.25155	ER25-39/64
				CD010201.25159	ER25-5/8

## 高精度ER夹持系统 HIGH ACCURACY ER COLLET CHUCKS

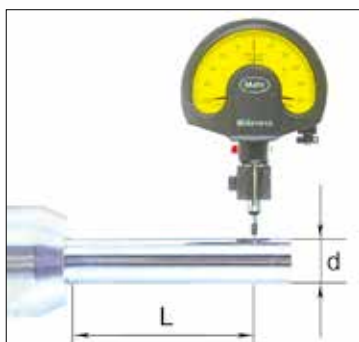
### CD0102-01 ER筒夹 DIN6499B ER COLLET DIN6499B

ER32		ER40		ER50	
订货号 Order No.	型号 Model No.	订货号 Order No.	型号 Model No.	订货号 Order No.	型号 Model No.
CD010201.32016	ER32-1/16	CD010201.40032	ER40-1/8	CD010201.50064	ER50-1/4
CD010201.32024	ER32-3/32	CD010201.40039	ER40-5/32	CD010201.50071	ER50-9/32
CD010201.32032	ER32-1/8	CD010201.40048	ER40-3/16	CD010201.50079	ER50-5/16
CD010201.32039	ER32-5/32	CD010201.40056	ER40-7/32	CD010201.50087	ER50-11/32
CD010201.32048	ER32-3/16	CD010201.40064	ER40-1/4	CD010201.50095	ER50-3/8
CD010201.32056	ER32-7/32	CD010201.40071	ER40-9/32	CD010201.50103	ER50-13/32
CD010201.32064	ER32-1/4	CD010201.40079	ER40-5/16	CD010201.50111	ER50-7/16
CD010201.32071	ER32-9/32	CD010201.40087	ER40-11/32	CD010201.50119	ER50-15/32
CD010201.32079	ER32-5/16	CD010201.40095	ER40-3/8	CD010201.50127	ER50-1/2
CD010201.32087	ER32-11/32	CD010201.40103	ER40-13/32	CD010201.50135	ER50-17/32
CD010201.32095	ER32-3/8	CD010201.40111	ER40-7/16	CD010201.50143	ER50-9/16
CD010201.32103	ER32-13/32	CD010201.40119	ER40-15/32	CD010201.50151	ER50-19/32
CD010201.32111	ER32-7/16	CD010201.40127	ER40-1/2	CD010201.50159	ER50-5/8
CD010201.32119	ER32-15/32	CD010201.40135	ER40-17/32	CD010201.50167	ER50-21/32
CD010201.32127	ER32-1/2	CD010201.40143	ER40-9/16	CD010201.50175	ER50-11/16
CD010201.32135	ER32-17/32	CD010201.40151	ER40-19/32	CD010201.50183	ER50-23/32
CD010201.32143	ER32-9/16	CD010201.40159	ER40-5/8	CD010201.50191	ER50-3/4
CD010201.32151	ER32-19/32	CD010201.40167	ER40-21/32	CD010201.50198	ER50-25/32
CD010201.32159	ER32-5/8	CD010201.40175	ER40-11/16	CD010201.50206	ER50-13/16
CD010201.32167	ER32-21/32	CD010201.40183	ER40-23/32	CD010201.50214	ER50-27/32
CD010201.32175	ER32-11/16	CD010201.40191	ER40-3/4	CD010201.50222	ER50-7/8
CD010201.32183	ER32-23/32	CD010201.40198	ER40-25/32	CD010201.50231	ER50-29/32
CD010201.32191	ER32-3/4	CD010201.40206	ER40-13/16	CD010201.50238	ER50-15/16
CD010201.32198	ER32-25/32	CD010201.40214	ER40-27/32	CD010201.50246	ER50-31/32
		CD010201.40222	ER40-7/8	CD010201.50254	ER50-1"
		CD010201.40231	ER40-29/32	CD010201.50262	ER50-1-1/32
		CD010201.40238	ER40-15/16	CD010201.50258	ER50-1-1/16
		CD010201.40246	ER40-31/32	CD010201.50278	ER50-1-3/32
		CD010201.40254	ER40-1"	CD010201.50286	ER50-1-1/8
				CD010201.50294	ER50-1-5/32
				CD010201.50302	ER50-1-3/16
				CD010201.50309	ER50-1-7/32
				CD010201.50318	ER50-1-1/4
				CD010201.50325	ER50-1-9/32
				CD010201.50333	ER50-1-5/16

## 高精度ER夹持系统 HIGH ACCURACY ER COLLET CHUCKS

### 精度检测 Inspection

CD标准即崇德标准  
 CD Standard is chongde Standard



ER8、11、16、20、25、32、40:

DIN6499B	CD标准 CD Standard	d	径向跳动Run out		
			A级 A class	AA级 AA class	AAA级 AAA class
6	7.5	1.0-1.4	≤0.015	≤0.01	≤0.005
10	12	1.5-2.9			
16	20	3.0-5.9	≤0.008	≤0.005	≤0.003
25	30	6.0-9.9			
40	48	10.0-17.9			
50	60	18.0-26.9			
60	72	27.0-34	≤0.015	≤0.01	≤0.005

ER12,ER50:

A CLASS: 0.015. AA CLASS:0.01. AAA CLASS:0.005

### 特制非标大孔ER夹头规格及精度检测 Specification and accuracy inspection of ER collets

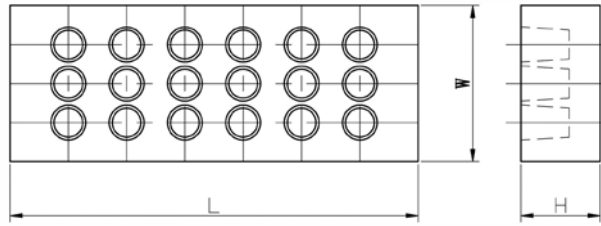
型号 Model No.	规格 Type		径向跳动Run-out	
	公制 Metric	英制 Inch	A级 Aclass	AA级 AAclass
ER11	7.5	5/16	≤0.015	≤0.01
ER16	11,12	13/32,7/16,15/32		
ER20	14,15	17/32,9/16		
ER25	17,18	21/32,11/16		
ER32	21,22	13/16,27/32,7/8		
ER40	27,28,29,30	1-1/32,1-1/16,1-3/32,1-1/8		

ER11		ER16		ER20	
订货号 Order No.	型号 Model No.	订货号 Order No.	型号 Model No.	订货号 Order No.	型号 Model No.
CD010201.11075	ER11-7.5	CD010201.16110	ER16-11	CD010201.20140	ER20-14
CD010201.11079	ER11-5/16	CD010201.16120	ER16-12	CD010201.20150	ER20-15
		CD010201.16103	ER16-13/32	CD010201.20135	ER20-17/32
		CD010201.16111	ER16-7/16	CD010201.20143	ER20-9/16
		CD010201.16119	ER16-15/32		

ER25		ER32		ER40	
订货号 Order No.	型号 Model No.	订货号 Order No.	型号 Model No.	订货号 Order No.	型号 Model No.
CD010201.25170	ER25-17	CD010201.32210	ER32-21	CD010201.40270	ER40-27
CD010201.25180	ER25-18	CD010201.32220	ER32-22	CD010201.40280	ER40-28
CD010201.25167	ER25-21/32	CD010201.32206	ER32-13/16	CD010201.40290	ER40-29
CD010201.25175	ER25-11/16	CD010201.32214	ER32-27/32	CD010201.40030	ER40-30
		CD010201.32222	ER32-7/8	CD010201.40262	ER40-1-1/32
				CD010201.40270	ER40-1-1/16
				CD010201.40278	ER40-1-3/32
				CD010201.40286	ER40-1-1/8

## 高精度ER夹持系统 HIGH ACCURACY ER COLLET CHUCKS

### ER 筒夹托盘 ER COLLET WOODEN TRAYS



订货号 Order No.	Model No.	L (长)	W (宽)	H (高)	PCS	KGS
CD010201.8210009	ER8	210	20	13	9	0.01
CD010201.1121013	ER11	210	20	13	13	0.01
CD010201.1613010	ER16	130	50	28	10	0.14
CD010201.2019812	ER20	198	98	28	12	0.12
CD010201.2518016	ER25	180	130	30	16	0.18
CD010201.3219018	ER32	190	150	30	18	0.48
CD010201.4036824	ER40	368	193	30	24	0.76
CD010201.5023512	ER50	235	210	37	12	0.64

- 可以根据客户要求订做装不同规格筒夹的托盘。
- Can be customized according to customer requirements of different specifications collet tray.

### 066CD0102-02 ER筒夹套装 ER COLLET SET

#### ER8 A级 A class or AA级 AA class



订货号 Order No.	型号 Model No.	规格 Type	支/套 PCS/SET
CD010202.0809050	ER8-9PCS	1,1.5,2,2.5,3,3.5,4,4.5,5	9PCS/SET
CD010202.0806048	ER8-6PCS(inch)	1/32,1/16,3/32,1/8,5/32,3/16	6PCS/SET

#### ER11 A级 A class or AA级 AA class



订货号 Order No.	型号 Model No.	规格 Type	支/套 PCS/SET
CD010202.1107070	ER11-7PCS	1,2,3,4,5,6,7	7PCS/SET
CD010202.1109070	ER11-9PCS	3,3.5,4,4.5,5,5.5,6,6.5,7	9PCS/SET
CD010202.1113070	ER11-13PCS	1,1.5,2,2.5,3,3.5,4,4.5,5,5.5,6,6.5,7	13PCS/SET
CD010202.1108064	ER11-8PCS(inch)	1/32,1/16,3/32,1/8,5/32,3/16,7/32,1/4	8PCS/SET



## 高精度ER夹持系统 HIGH ACCURACY ER COLLET CHUCKS

### CD0102-02 ER筒夹套装 ER COLLET SET

#### ER16 A 级 A class or AA 级 AA class



订货号 Order No.	型号 Model No.	规格 Type	支/套 PCS/SET
CD010202.1608010	ER16-8PCS	3,4,5,6,7,8,9,10	8PCS/SET
CD010202.1610010	ER16-10PCS	1,2,3,4,5,6,7,8,9,10	10PCS/SET
CD010202.1612010	ER16-12PCS	1,1.5,2,2.5,3,4,5,6,7,8,9,10	12PCS/SET
CD010202.1605095	ER16-5PCS (inch)	1/8,3/16,1/4,5/16,3/8	5PCS/SET
CD010202.1608095	ER16-8PCS (inch)	1/8,5/32,3/16,7/32,1/4,5/16, 11/32,3/8	8PCS/SET
CD010202.1612095	ER16-12PCS (inch)	1/32,1/16,3/32,1/8,5/32,3/16, 7/32,1/4,9/32,5/16, 11/32,3/8	12PCS/SET

#### ER20 A 级 A class or AA 级 AA class



订货号 Order No.	型号 Model No.	规格 Type	支/套 PCS/SET
CD010202.2011013	ER20-11PCS	3,4,5,6,7,8,9,10,11,12,13	11PCS/SET
CD010202.2012013	ER20-12PCS	2,3,4,5,6,7,8,9,10,11,12,13	12PCS/SET
CD010202.2013013	ER20-13PCS	1,2,3,4,5,6,7,8,9,10,11,12,13	13PCS/SET
CD010202.2014013	ER20-14PCS	1,1.5,2,3,4,5,6,7,8,9,10,11,12,13	14PCS/SET
CD010202.2011127	ER20-11PCS (inch)	1/8,5/32,3/16,7/32,1/4,9/32,5/16, 11/32,3/8,7/16, 1/2	11PCS/SET
CD010202.2014127	ER20-14PCS (inch)	3/32,1/8,5/32,3/16,7/32,1/4,9/32,5/16, 11/32,3/8, 13/32,7/16,15/32,1/2	14PCS/SET
CD010202.2016127	ER20-16PCS (inch)	1/32,1/16,3/32,1/8,5/32,3/16, 7/32,1/4,9/32,5/16,11/32,3/8, 13/32,7/16,15/32,1/2	16PCS/SET

#### ER25 A 级 A class or AA 级 AA class



订货号 Order No.	型号 Model No.	规格 Type	支/套 PCS/SET
CD010202.2514016	ER25-14PCS	3,4,5,6,7,8,9,10,11,12,13,14,15,16	14PCS/SET
CD010202.2515016	ER25-15PCS	2,3,4,5,6,7,8,9,10,11,12,13, 14,15,16	15PCS/SET
CD010202.2518016	ER25-18PCS	1,1.5,2,2.5,3,4,5,6,7,8,9,10, 11,12,13,14,15,16	18PCS/SET
CD010202.2509159	ER25-9PCS (inch)	1/8,3/16,1/4,5/16,3/8,7/16, 1/2,9/16,5/8	9PCS/SET
CD010202.2518159	ER25-18PCS (inch)	3/32,1/8,5/32,3/16,7/32,1/4,9/32, 5/16,11/32,3/8, 13/32,7/16,15/32, 1/217/32,9/16,19/32,5/8	18PCS/SET

## 高精度ER夹持系统 HIGH ACCURACY ER COLLET CHUCKS

### CD0102-02 ER筒夹套装 ER COLLET SET

#### ER32 A 级 A class or AA 级 AA class



订货号 Order No.	型号 Model No.	规格 Type	支/套 PCS/SET
CD010202.3218020	ER32-18PCS	3,4,5,6,7,8,9,10,11,12,13,14,15,16,17,18,19,20	18PCS/SET
CD010202.3219020	ER32-19PCS	2,3,4,5,6,7,8,9,10,11,12,13,14,15,16,17,18,19,20	19PCS/SET
CD010202.3221020	ER32-21PCS	1.1.5,2,3,4,5,6,7,8,9,10,11,12,13,14,15,16,17,18,19,20	21PCS/SET
CD010202.3211191	ER32-11PCS (inch)	1/8,3/16,1/4,5/16,3/8,7/16,1/2,9/16,5/8,11/16,3/4	11PCS/SET
CD010202.3212191	ER32-12PCS (inch)	1/8,5/32,3/16,1/4,5/16,3/8,7/16,1/2,9/16,5/8,11/16,3/4	12PCS/SET
CD010202.3218191	ER32-18PCS (inch)	1/8,5/32,3/16,7/32,1/4,9/32,5/16,11/32,3/8,7/16,15/32,1/2,9/16,19/32,5/8,11/16,23/32,3/4	18PCS/SET
CD010202.3221191	ER32-21PCS (inch)	1/8,5/32,3/16,7/32,1/4,9/32,5/16,11/32,3/8,13/32,7/16,15/32,1/2,17/32,9/16,19/32,5/8,21/32,11/16,23/32,3/4	21PCS/SET

#### ER40 A 级 A class or AA 级 AA class



订货号 Order No.	型号 Model No.	规格 Type	支/套 PCS/SET
CD010202.4008025	ER40-8PCS	4,6,8,10,12,16,20,25	8PCS/SET
CD010202.4015026	ER40-15PCS	4,5,6,8,10,12,14,15,16,18,20,22,24,25,26	15PCS/SET
CD010202.4018025	ER40-18PCS	4,5,6,7,8,9,10,11,12,13,14,15,16,17,18,19,20,25	18PCS/SET
CD010202.4023026	ER40-23PCS	4,5,6,7,8,9,10,11,12,13,14,15,16,17,18,19,20,21,22,23,24,25,26	23PCS/SET
CD010202.4024026	ER40-24PCS	3,4,5,6,7,8,9,10,11,12,13,14,15,16,17,18,19,20,21,22,23,24,25,26	24PCS/SET
CD010202.4008254	ER40-8PCS (inch)	1/8,1/4,3/8,1/2,5/8,3/4,7/8,1"	8PCS/SET
CD010202.4014254	ER40-14PCS (inch)	1/8,3/16,1/4,5/16,3/8,7/16,1/2,9/16,5/8,11/16,3/4,13/16,7/8,1"	14PCS/SET
CD010202.4015254	ER40-15PCS (inch)	1/8,3/16,1/4,5/16,3/8,7/16,1/2,9/16,5/8,11/16,3/4,13/16,7/8,15/16,1"	15PCS/SET
CD010202.4018254	ER40-18PCS (inch)	5/32,3/16,7/32,1/4,9/32,5/16,11/32,3/8,7/16,15/32,1/2,9/16,19/32,5/8,11/16,3/4,13/16,1"	18PCS/SET
CD010202.4023254	ER40-23PCS (inch)	1/8,5/32,3/16,7/32,1/4,9/32,5/16,11/32,3/8,7/16,15/32,1/2,9/16,19/32,5/8,11/16,23/32,3/4,13/16,27/32,7/8,29/32,1"	23PCS/SET

#### ER50 A 级 A class or AA 级 AA class

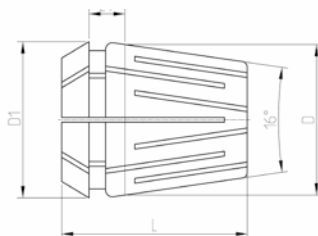


订货号 Order No.	型号 Model No.	规格 Type	支/套 PCS/SET
CD010202.5015034	ER50-15PCS	6,8,10,12,14,16,18,20,22,24,26,28,30,32,34	15PCS/SET
CD010202.5029034	ER50-29PCS	6,7,8,9,10,11,12,13,14,15,16,17,18,19,20,21,22,23,24,25,26,27,28,29,30,31,32,33,34	29PCS/SET
CD010202.5015325	ER50-15PCS (inch)	1/4,5/16,3/8,7/16,1/2,9/16,5/8,11/16,3/4,13/16,7/8,15/16,1-1/8,1-3/16,1-9/32	15PCS/SET
CD010202.5035333	ER50-35PCS (inch)	1/4,9/32,5/16,11/32,3/8,13/32,7/16,15/32,1/2,17/32,9/16,19/32,5/8,21/32,11/16,23/32,3/4,25/32,13/16,27/32,7/8,29/32,15/16,31/32,1" 1-1/32,1-1/16,1-3/32,1-1/8,1-5/32,1-3/16,1-7/32,1-1/4,1-9/32,1-5/16	35PCS/SET

- ◇ 订购时, 请注明A级或AA级。
- ◇ When ordering, please specify A class or AA class.
- ◇ 订购时, 请注明外观光饰或涂层处理。
- ◇ When ordering please specify the type of appearance: Polish or Chemical Nickel coated.
- ◇ 订购时, 请注明使用木盒、铝合金盒或塑料盒。
- ◇ When ordering, please specify use wooden, aluminum or plastic case.

## 高精度ER夹持系统 HIGH ACCURACY ER COLLET CHUCKS

### CD0102-03 ER/C止水筒夹 (内冷式) ER/C COLLET (OIL HOLE TYPE)



16个弹性槽 16slot  
收缩量: 0.1

20个弹性槽 20slot  
收缩量: 0.5

- ◇ 材料: JIS-SUJ2
- ◇ 硬度: 46-50HRC
- ◇ 利用沟槽差异, 达到周围止水, 仅中心出水的功能
- ◇ 适用于夹持有出水孔的刀具
- ◇ 最高可承受水压7Mpa
- ◇ 非标准孔可订制

- ◎ Material: JIS-SUJ2
- ◎ Hardness: 46-50HRC
- ◎ Utilize the differences in grooves to achieve the function of surrounding water stop and only central coolant through;
- ◎ Suitable for clamping tools with coolant through function.
- ◎ Can withstand water pressure 7Mpa
- ◎ Non-standard holes can be customized.

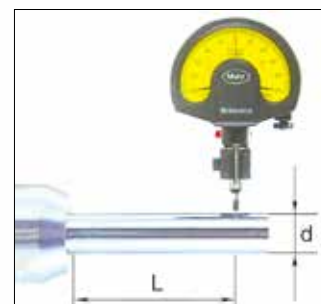
型号 Model No.	d	夹持范围 Range	D	D1	L	L1	槽数 Slot	KGS
ER11C	3~7	0.1	11	11.5	18	3.8	16	0.01
ER16C	3 ≤ d < 6	0.1	16	17	27.5	6.26	16	0.03
	6~10	0.5					20	
ER20C	3 ≤ d < 6	0.1	20	21	31.5	6.36	16	0.04
	6~13	0.5 ( 0.1 )					20 ( 16 )	
ER25C	3 ≤ d < 6	0.1	25	26	34	6.66	16	0.07
	6~16	0.5 ( 0.1 )					20 ( 16 )	
ER32C	3 ≤ d < 8	0.1	32	33	40	7.16	16	0.15
	8~20	0.5 ( 0.1 )					20 ( 16 )	
ER40C	4 ≤ d < 10	0.1	40	41	46	7.66	16	0.27
	10~26	0.5 ( 0.1 )					20 ( 16 )	
ER50C	12~34	0.5 ( 0.1 )	50	52	60	12.6	20 ( 16 )	0.45

备注: 止水ER筒夹库存为16槽结构, 如需20槽结构请注明。

Note: The inventory of water stop ER cylinder clamps is 16 groove structure. If a 20 groove structure is required, please indicate.

### 精度检测 Inspection of Accuracy

L		d	径向跳动Run out	
DIN6499B	CD标准 CDStandard		A级 A class	AA级 AA class
16	20	3.0-6.0	≤0.008	≤0.005
25	30	6.0-10.0		
40	48	10.0-18.0		
50	60	18.0-27.0		
60	72	27.0-34.0	≤0.015	≤0.01



## 高精度ER夹持系统 HIGH ACCURACY ER COLLET CHUCKS

### CD0102-03 ER/C止水筒夹 (内冷式) ER/C COLLET (OIL HOLE TYPE)

ER11C			ER16C			ER20C		
订货号 Order No.	规格 Type	夹持范围 Range	订货号 Order No.	规格 Type	夹持范围 Range	订货号 Order No.	规格 Type	夹持范围 Range
CD010203.11030	ER11C-3	3-2.9	CD010203.16030	ER16C-3	3-2.9	CD010203.20030	ER20C-3	3-2.9
CD010203.11040	ER11C-4	4-3.9	CD010203.16040	ER16C-4	4-3.9	CD010203.20035	ER20C-3.5	3.5-3.4
CD010203.11045	ER11C-4.5	4.5-4.4	CD010203.16045	ER16C-4.5	4.5-4.4	CD010203.20040	ER20C-4	4-3.9
CD010203.11050	ER11C-5	5-4.9	CD010203.16050	ER16C-5	5-4.9	CD010203.20045	ER20C-4.5	4.5-4.4
CD010203.11055	ER11C-5.5	5.5-5.4	CD010203.16055	ER16C-5.5	5.5-5.4	CD010203.20050	ER20C-5	5-4.9
CD010203.11060	ER11C-6	6-5.9	CD010203.16060	ER16C-6	6-5.9	CD010203.20055	ER20C-5.5	5.5-5.4
CD010203.11065	ER11C-6.5	6.5-6.4	CD010203.16065	ER16C-6.5	6.5-6.4	CD010203.20060	ER20C-6	6-5.9
CD010203.11070	ER11C-7	7-6.9	CD010203.16070	ER16C-7	7-6.9	CD010203.20065	ER20C-6.5	6.5-6.4
			CD010203.16075	ER16C-7.5	7.5-7.4	CD010203.20070	ER20C-7	7-6.9
			CD010203.16080	ER16C-8	8-7.9	CD010203.20075	ER20C-7.5	7.5-7.4
			CD010203.16085	ER16C-8.5	8.5-8.4	CD010203.20080	ER20C-8	8-7.9
			CD010203.16090	ER16C-9	9-8.9	CD010203.20085	ER20C-8.5	8.5-8.4
			CD010203.16095	ER16C-9.5	9.5-9.4	CD010203.20090	ER20C-9	9-8.9
			CD010203.16100	ER16C-10	10-9.9	CD010203.20095	ER20C-9.5	9.5-9.4
						CD010203.20100	ER20C-10	10-9.9
						CD010203.20105	ER20C-10.5	10.5-10.4
						CD010203.20110	ER20C-11	11-10.9
						CD010203.20115	ER20C-11.5	11.5-11.4
						CD010203.20120	ER20C-12	12-11.9
						CD010203.20125	ER20C-12.5	12.5-12.4
						CD010203.20130	ER20C-13	13-12.9

ER25C			ER32C		
订货号 Order No.	规格 Type	夹持范围 Range	订货号 Order No.	规格 Type	夹持范围 Range
CD010203.25030	ER25C-3	3-2.9	CD010203.32030	ER32C-3	3-2.9
CD010203.25035	ER25C-3.5	3.5-3.4	CD010203.32035	ER32C-3.5	3.5-3.4
CD010203.25040	ER25C-4	4-3.9	CD010203.32040	ER32C-4	4-3.9
CD010203.25045	ER25C-4.5	4.5-4.4	CD010203.32045	ER32C-4.5	4.5-4.4
CD010203.25050	ER25C-5	5-4.9	CD010203.32050	ER32C-5	5-4.9
CD010203.25055	ER25C-5.5	5.5-5.4	CD010203.32055	ER32C-5.5	5.5-5.4
CD010203.25060	ER25C-6	6-5.9	CD010203.32060	ER32C-6	6-5.9
CD010203.25065	ER25C-6.5	6.5-6.4	CD010203.32065	ER32C-6.5	6.5-6.4
CD010203.25070	ER25C-7	7-6.9	CD010203.32070	ER32C-7	7-6.9
CD010203.25075	ER25C-7.5	7.5-7.4	CD010203.32075	ER32C-7.5	7.5-7.4
CD010203.25080	ER25C-8	8-7.9	CD010203.32080	ER32C-8	8-7.9
CD010203.25085	ER25C-8.5	8.5-8.4	CD010203.32085	ER32C-8.5	8.5-8.4
CD010203.25090	ER25C-9	9-8.9	CD010203.32090	ER32C-9	9-8.9
CD010203.25095	ER25C-9.5	9.5-9.4	CD010203.32095	ER32C-9.5	9.5-9.4
CD010203.25100	ER25C-10	10-9.9	CD010203.32100	ER32C-10	10-9.9
CD010203.25105	ER25C-10.5	10.5-10.4	CD010203.32105	ER32C-10.5	10.5-10.4
CD010203.25110	ER25C-11	11-10.9	CD010203.32110	ER32C-11	11-10.9
CD010203.25115	ER25C-11.5	11.5-11.4	CD010203.32115	ER32C-11.5	11.5-11.4
CD010203.25120	ER25C-12	12-11.9	CD010203.32120	ER32C-12	12-11.9
CD010203.25125	ER25C-12.5	12.5-12.4	CD010203.32125	ER32C-12.5	12.5-12.4
CD010203.25130	ER25C-13	13-12.9	CD010203.32130	ER32C-13	13-12.9
CD010203.25135	ER25C-13.5	13.5-13.4	CD010203.32135	ER32C-13.5	13.5-13.4
CD010203.25140	ER25C-14	14-13.9	CD010203.32140	ER32C-14	14-13.9
CD010203.25145	ER25C-14.5	14.5-14.4	CD010203.32145	ER32C-14.5	14.5-14.4
CD010203.25150	ER25C-15	15-14.9	CD010203.32150	ER32C-15	15-14.9
CD010203.25155	ER25C-15.5	15.5-15.4	CD010203.32155	ER32C-15.5	15.5-15.4
CD010203.25160	ER25C-16	16-15.9	CD010203.32160	ER32C-16	16-15.9
			CD010203.32165	ER32C-16.5	16.5-16.4
			CD010203.32170	ER32C-17	17-16.9
			CD010203.32175	ER32C-17.5	17.5-17.4
			CD010203.32180	ER32C-18	18-17.9
			CD010203.32185	ER32C-18.5	18.5-18.4
			CD010203.32190	ER32C-19	19-18.9
			CD010203.32195	ER32C-19.5	19.5-19.4
			CD010203.32200	ER32C-20	20-19.9

注: 订购ER/C止水筒夹时, 请注明筒夹弹性槽数及精度等级。 Note: When ordering, please specify the collet slot and grade

## 高精度ER夹持系统 HIGH ACCURACY ER COLLET CHUCKS

### 》》 CD0102-03 ER/C止水筒夹（内冷式） ER/C COLLET (OIL HOLE TYPE)

ER40C			ER50C		
订货号 Order No.	规格 Type	夹持范围 Range	订货号 Order No.	规格 Type	夹持范围 Range
CD010203.40040	ER40C-4	4-3.9	CD010203.50120	ER50C-12	12-11.9
CD010203.40045	ER40C-4.5	4.5-4.4	CD010203.50140	ER50C-14	14-13.9
CD010203.40050	ER40C-5	5-4.9	CD010203.50160	ER50C-16	16-15.9
CD010203.40055	ER40C-5.5	5.5-5.4	CD010203.50165	ER50C-16.5	16.5-16.4
CD010203.40060	ER40C-6	6-5.9	CD010203.50170	ER50C-17	17-16.9
CD010203.40065	ER40C-6.5	6.5-6.4	CD010203.50175	ER50C-17.5	17.5-17.4
CD010203.40070	ER40C-7	7-6.9	CD010203.50180	ER50C-18	18-17.9
CD010203.40075	ER40C-7.5	7.5-7.4	CD010203.50185	ER50C-18.5	18.5-18.4
CD010203.40080	ER40C-8	8-7.9	CD010203.50190	ER50C-19	19-18.9
CD010203.40085	ER40C-8.5	8.5-8.4	CD010203.50195	ER50C-19.5	19.5-19.4
CD010203.40090	ER40C-9	9-8.9	CD010203.50200	ER50C-20	20-19.9
CD010203.40095	ER40C-9.5	9.5-9.4	CD010203.50205	ER50C-20.5	20.5-20.4
CD010203.40100	ER40C-10	10-9.9	CD010203.50210	ER50C-21	21-20.9
CD010203.40105	ER40C-10.5	10.5-10.4	CD010203.50215	ER50C-21.5	21.5-21.4
CD010203.40110	ER40C-11	11-10.9	CD010203.50220	ER50C-22	22-21.9
CD010203.40115	ER40C-11.5	11.5-11.4	CD010203.50225	ER50C-22.5	22.5-22.4
CD010203.40120	ER40C-12	12-11.9	CD010203.50230	ER50C-23	23-22.9
CD010203.40125	ER40C-12.5	12.5-12.4	CD010203.50235	ER50C-23.5	23.5-23.4
CD010203.40130	ER40C-13	13-12.9	CD010203.50240	ER50C-24	24-23.9
CD010203.40135	ER40C-13.5	13.5-13.4	CD010203.50245	ER50C-24.5	24.5-24.4
CD010203.40140	ER40C-14	14-13.9	CD010203.50250	ER50C-25	25-24.9
CD010203.40145	ER40C-14.5	14.5-14.4	CD010203.50255	ER50C-25.5	25.5-25.4
CD010203.40150	ER40C-15	15-14.9	CD010203.50260	ER50C-26	26-25.9
CD010203.40155	ER40C-15.5	15.5-15.4	CD010203.50265	ER50C-26.5	26.5-26.4
CD010203.40160	ER40C-16	16-15.9	CD010203.50270	ER50C-27	27-26.9
CD010203.40165	ER40C-16.5	16.5-16.4	CD010203.50275	ER50C-27.5	27.5-27.4
CD010203.40170	ER40C-17	17-16.9	CD010203.50280	ER50C-28	28-27.9
CD010203.40175	ER40C-17.5	17.5-17.4	CD010203.50285	ER50C-28.5	28.5-28.4
CD010203.40180	ER40C-18	18-17.9	CD010203.50290	ER50C-29	29-28.9
CD010203.40185	ER40C-18.5	18.5-18.4	CD010203.50295	ER50C-29.5	29.5-29.4
CD010203.40190	ER40C-19	19-18.9	CD010203.50300	ER50C-30	30-29.9
CD010203.40195	ER40C-19.5	19.5-19.4	CD010203.50305	ER50C-30.5	30.5-30.4
CD010203.40200	ER40C-20	20-19.9	CD010203.50310	ER50C-31	31-30.9
CD010203.40205	ER40C-20.5	20.5-20.4	CD010203.50315	ER50C-31.5	31.5-31.4
CD010203.40210	ER40C-21	21-20.9	CD010203.50320	ER50C-32	32-31.9
CD010203.40215	ER40C-21.5	21.5-21.4	CD010203.50325	ER50C-32.5	32.5-32.4
CD010203.40220	ER40C-22	22-21.9	CD010203.50330	ER50C-33	33-32.9
CD010203.40225	ER40C-22.5	22.5-22.4	CD010203.50335	ER50C-33.5	33.5-33.4
CD010203.40230	ER40C-23	23-22.9	CD010203.50340	ER50C-34	34-33.9
CD010203.40235	ER40C-23.5	23.5-23.4			
CD010203.40240	ER40C-24	24-23.9			
CD010203.40245	ER40C-24.5	24.5-24.4			
CD010203.40250	ER40C-25	25-24.9			
CD010203.40255	ER40C-25.5	25.5-25.4			
CD010203.40260	ER40C-26	26-25.9			

注：订购ER/C止水筒夹时，请注明筒夹弹性槽数及精度等级。Note:When ordering,please specify the collet slot and grade



## 高精度ER夹持系统 HIGH ACCURACY ER COLLET CHUCKS

### CD0102-03 ER/C筒夹 DIN6499B ER/C COLLET DIN6499B

ER11C		ER16C		ER20C		ER25C	
订货号 Order No.	型号 Model No.	订货号 Order No.	型号 Model No.	订货号 Order No.	型号 Model No.	订货号 Order No.	型号 Model No.
CD010203.11032	ER11C-1/8	CD010203.16032	ER16C-1/8	CD010203.20032	ER20C-1/8	CD010203.25032	ER25C-1/8
CD010203.11036	ER11C-9/64	CD010203.16036	ER16C-9/64	CD010203.20036	ER20C-9/64	CD010203.25036	ER25C-9/64
CD010203.11039	ER11C-5/32	CD010203.16039	ER16C-5/32	CD010203.20039	ER20C-5/32	CD010203.25039	ER25C-5/32
CD010203.11044	ER11C-11/64	CD010203.16044	ER16C-11/64	CD010203.20044	ER20C-11/64	CD010203.25044	ER25C-11/64
CD010203.11048	ER11C-3/16	CD010203.16048	ER16C-3/16	CD010203.20048	ER20C-3/16	CD010203.25048	ER25C-3/16
CD010203.11052	ER11C-13/64	CD010203.16052	ER16C-13/64	CD010203.20052	ER20C-13/64	CD010203.25052	ER25C-13/64
CD010203.11056	ER11C-7/32	CD010203.16056	ER16C-7/32	CD010203.20056	ER20C-7/32	CD010203.25056	ER25C-7/32
CD010203.11059	ER11C-15/64	CD010203.16059	ER16C-15/64	CD010203.20059	ER20C-15/64	CD010203.25059	ER25C-15/64
CD010203.11064	ER11C-1/4	CD010203.16064	ER16C-1/4	CD010203.20064	ER20C-1/4	CD010203.25064	ER25C-1/4
CD010203.11067	ER11C-17/64	CD010203.16067	ER16C-17/64	CD010203.20067	ER20C-17/64	CD010203.25067	ER25C-17/64
		CD010203.16071	ER16C-9/32	CD010203.20071	ER20C-9/32	CD010203.25071	ER25C-9/32
		CD010203.16075	ER16C-19/64	CD010203.20075	ER20C-19/64	CD010203.25075	ER25C-19/64
		CD010203.16079	ER16C-5/16	CD010203.20079	ER20C-5/16	CD010203.25079	ER25C-5/16
		CD010203.16083	ER16C-21/64	CD010203.20083	ER20C-21/64	CD010203.25083	ER25C-21/64
		CD010203.16087	ER16C-11/32	CD010203.20087	ER20C-11/32	CD010203.25087	ER25C-11/32
		CD010203.16091	ER16C-23/64	CD010203.20091	ER20C-23/64	CD010203.25091	ER25C-23/64
		CD010203.16095	ER16C-3/8	CD010203.20095	ER20C-3/8	CD010203.25095	ER25C-3/8
				CD010203.20099	ER20C-25/64	CD010203.25099	ER25C-25/64
				CD010203.20103	ER20C-13/32	CD010203.25103	ER25C-13/32
				CD010203.20107	ER20C-27/64	CD010203.25107	ER25C-27/64
				CD010203.20111	ER20C-7/16	CD010203.25111	ER25C-7/16
				CD010203.20115	ER20C-29/64	CD010203.25115	ER25C-29/64
				CD010203.20119	ER20C-15/32	CD010203.25119	ER25C-15/32
				CD010203.20123	ER20C-31/64	CD010203.25123	ER25C-31/64
				CD010203.20127	ER20C-1/2	CD010203.25127	ER25C-1/2
				CD010203.20131	ER20C-33/64	CD010203.25131	ER25C-33/64
						CD010203.25135	ER25C-17/32
						CD010203.25139	ER25C-35/64
						CD010203.25143	ER25C-9/16
						CD010203.25147	ER25C-37/64
						CD010203.25151	ER25C-19/32
						CD010203.25155	ER25C-39/64
						CD010203.25159	ER25C-5/8

## 高精度ER夹持系统 HIGH ACCURACY ER COLLET CHUCKS

### CD0102-03 ER/C 筒夹 DIN6499B ER COLLET DIN6499B

ER32C		ER40C		ER50C	
订货号 Order No.	型号 Model No.	订货号 Order No.	型号 Model No.	订货号 Order No.	型号 Model No.
CD010203.32039	ER32C-5/32	CD010203.40039	ER40C-5/32	CD010203.50135	ER50C-17/32
CD010203.32048	ER32C-3/16	CD010203.40048	ER40C-3/16	CD010203.50143	ER50C-9/16
CD010203.32056	ER32C-7/32	CD010203.40056	ER40C-7/32	CD010203.50151	ER50C-19/32
CD010203.32064	ER32C-1/4	CD010203.40064	ER40C-1/4	CD010203.50159	ER50C-5/8
CD010203.32071	ER32C-9/32	CD010203.40071	ER40C-9/32	CD010203.50167	ER50C-21/32
CD010203.32079	ER32C-5/16	CD010203.40079	ER40C-5/16	CD010203.50175	ER50C-11/16
CD010203.32087	ER32C-11/32	CD010203.40087	ER40C-11/32	CD010203.50183	ER50C-23/32
CD010203.32095	ER32C-3/8	CD010203.40095	ER40C-3/8	CD010203.50191	ER50C-3/4
CD010203.32103	ER32C-13/32	CD010203.40103	ER40C-13/32	CD010203.50198	ER50C-25/32
CD010203.320111	ER32C-7/16	CD010203.40111	ER40C-7/16	CD010203.50206	ER50C-13/16
CD010203.320119	ER32C-15/32	CD010203.40119	ER40C-15/32	CD010203.50214	ER50C-27/32
CD010203.320127	ER32C-1/2	CD010203.40127	ER40C-1/2	CD010203.50222	ER50C-7/8
CD010203.320135	ER32C-17/32	CD010203.40135	ER40C-17/32	CD010203.50231	ER50C-29/32
CD010203.320143	ER32C-9/16	CD010203.40143	ER40C-9/16	CD010203.50238	ER50C-15/16
CD010203.320151	ER32C-19/32	CD010203.40151	ER40C-19/32	CD010203.50246	ER50C-31/32
CD010203.320159	ER32C-5/8	CD010203.40159	ER40C-5/8	CD010203.50254	ER50C-1 "
CD010203.320167	ER32C-21/32	CD010203.40167	ER40C-21/32	CD010203.50262	ER50C-1-1/32
CD010203.320175	ER32C-11/16	CD010203.40175	ER40C-11/16	CD010203.50258	ER50C-1-1/16
CD010203.320183	ER32C-23/32	CD010203.40183	ER40C-23/32	CD010203.50278	ER50C-1-3/32
CD010203.320191	ER32C-3/4	CD010203.40191	ER40C-3/4	CD010203.50286	ER50C-1-1/8
CD010203.320198	ER32C-25/32	CD010203.40198	ER40C-25/32	CD010203.50294	ER50C-1-5/32
		CD010203.40206	ER40C-13/16	CD010203.50302	ER50C-1-3/16
		CD010203.40214	ER40C-27/32	CD010203.50309	ER50C-1-7/32
		CD010203.40222	ER40C-7/8	CD010203.50318	ER50C-1-1/4
		CD010203.40231	ER40C-29/32	CD010203.50325	ER50C-1-9/32
		CD010203.40238	ER40C-15/16	CD010203.50333	ER50C-1-5/16
		CD010203.40246	ER40C-31/32		
		CD010203.40254	ER40C-1 "		

## 高精度ER夹持系统 HIGH ACCURACY ER COLLET CHUCKS

### 》》 CD0102-04 ER/C止水筒夹（内冷式）套装 ER/C COLLET(OIL HOLE TYPE)SET



- ◇订购时，请注明A级或AA级。
- ◇When ordering, please specify A class or AA class.
- ◇订购时，请注明外观光饰或涂层处理。
- ◇When ordering please specify the type of appearance: Polish or Chemical Nickel coated.
- ◇订购时，请注明使用木盒、铝合金盒或塑料盒。
- ◇When ordering, please specify use wooden, aluminum or plastic case.

订货号 Order No.	型号 Model No.	夹持能力 Capacity	规格 Type	支/套 PCS/SET
CD010204.1108070	ER11C	3-7	3,4,4.5,5,5.5,6,6.5,7	8
CD010204.1608100	ER16C	3-10	3,4,5,6,7,8,9,10	8
CD010204.2011130	ER20C	3-13	3,4,5,6,7,8,9,10,11,12,13	11
CD010204.2514160	ER25C	3-16	3,4,5,6,7,8,9,10,11,12,13,14,15,16	14
CD010204.3218200	ER32C	3-20	3,4,5,6,7,8,9,10,11,12,13,14,15,16, 17,18,19,20	18
CD010204.4023260	ER40C	4-26	4,5,6,7,8,9,10,11,12,13,14,15,16,17,18, 19,20,21,22,23,24,25,26	23
CD010204.5012340	ER50C	12-34	12,14,16,18,20,22,24,26,28,30,32,34	12

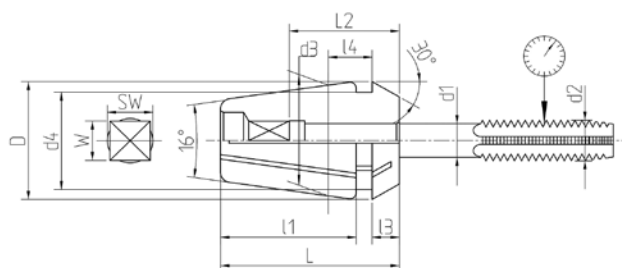
订货号 Order No.	型号 Model No.	夹持能力 Capacity	规格 Type	支/套 PCS/SET
CD010204.1107064	ER11C	1/8-1/4	1/8,9/64,5/32,3/16,7/32,15/64,1/4	7
CD010204.1608090	ER16C	1/8-3/8	1/8,5/32,3/16,7/32,1/4,9/32,5/16,3/8	8
CD010204.2011013	ER20C	1/8-1/2	1/8,5/32,3/16,7/32,1/4,9/32,5/16,3/8,13/32,7/16,1/2	11
CD010204.2514016	ER25C	1/8-5/8	1/8,5/32,3/16,7/32,1/4,9/32,5/16,11/32, 3/8,13/32,7/16,1/2,9/16,5/8	14
CD010204.3218019	ER32C	5/32-3/4	5/32,3/16,7/32,1/4,9/32,5/16,11/32,3/8,13/32, 7/16,15/32,1/2,17/32,9/16,19/32,5/8,11/16,3/4	18
CD010204.4023025	ER40C	5/32-1	5/32,3/16,7/32,1/4,9/32,5/16,11/32,3/8,13/32, 7/16,15/32,1/2,17/32,9/16,19/32,5/8,21/32, 11/16,3/4,13/16,7/8,15/16,1"	23
CD010204.5012025	ER50C	17/32-1	17/32,9/16,19/32,5/8,21/32,11/16, 23/32,3/4,13/16,7/8,15/16,1"	12

## 高精度ER夹持系统 HIGH ACCURACY ER COLLET CHUCKS

### CD0102-05 ERG型攻丝筒夹 ERG TAP COLLET



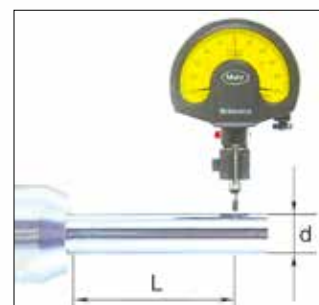
- ◎ 材料: JIS-SUJ2
- ◎ Material: JIS-SUJ2
- ◎ 硬度: 46-50HRC
- ◎ Hardness: 46-50HRC



型号 Model No.	D	d3	d4	L	l1	l3	l4	Capacity	KGS
ER16G	17	16	13.8	27.5	20.8	4.0	6.26	M2~M12	0.03
ER20G	21	20	17.4	31.5	23.9	4.8	6.36	M3~M17	0.04
ER25G	26	25	22	34	25.9	5.0	6.66	M3~M22	0.07
ER32G	33	32	29.2	40	31.8	5.5	7.16	M3~M27	0.15
ER40G	42	40	36.2	46	35.5	7	7.66	M3~M27	0.27
ER50G	52	50	46	60	46	8.5	12.6	M6~M36	0.45

### 精度检测 Inspection of Accuracy

L5	d1	径向跳动Run out	
		8槽 8slot	16槽 16 slot
6	1.0-1.4	≤0.015	≤0.008
10	1.5-2.9		
16	3.0-5.9		
25	6.0-9.9		
40	10.0-17.9		
50	18.0-26.9		
60	27.0-34		



# 高精度ER夹持系统 HIGH ACCURACY ER COLLET CHUCKS

## CD0102-05 ERG型攻丝筒夹 ERG TAP COLLET

ER16G

订货号 Order No.	d1	W□	d2	SW	通用标准	L2
CD010205.1622018	2.24	1.8	M3	2	ISO	15
CD010205.1625021	2.5	2.1	M3.5	2.2	DIN376	
CD010205.1625020	2.5	2.0	M3.5		ISO	
CD010205.1628021	2.8	2.1	M4	2.6	DIN376	
CD010205.1630025	3	2.5	M2	2.8	JIS	
CD010205.1632025	3.15		M3	2.9	ISO	
			M4	2.9	ISO	
CD010205.1635027	3.5	2.7	M3	3.3	DIN371	
			M5	3.3	DIN376	
CD010205.1636028	3.55	2.8	M3.5	3.3	ISO	
			M4.5	3.3	ISO	
CD010205.1640030	4	3	M3.5	3.8	DIN371	
CD010205.1640031	4	3.1	M3		JIS	
CD010205.1640032	4	3.15	M4		ISO	
			M5	ISO		
CD010205.1645034	4.5	3.4	M4	DIN371		
			M6	4.3	DIN376	
CD010205.1645036	4.5	3.55	M6	ISO		
CD010205.1650040	5	4	M4	JIS		
			M4.5	4.7	JIS	
			M5	ISO		
CD010205.1655043	5.5	4.3	M7	4.37	DIN376	
CD010205.1655045	5.5	4.5	M5		JIS	
			M5.5		JIS	
CD010205.1660045	6	4.5	M6	JIS		
CD010205.1660049	6	4.9	M5	5.09	DIN371	
			M6	DIN371		
			M8	DIN376		
CD010205.1662050	6.2	5	M7	5.21	JIS	
			M8	5.21	JIS	
CD010205.1663050	6.3	5	M6	5.21	ISO	
			M8	5.21	ISO	
CD010205.1670055	7	5.5	M9	5.84	JIS	
			M10	5.84	JIS	
			M10	5.84	DIN376	
CD010205.1680060	8	6	M11	JIS		
CD010205.1680062	8	6.2	M8	6.88	DIN371	
CD010205.1680063	8	6.3	M8		ISO	
		6.3	M10		ISO	
CD010205.1685065	8.5	6.5	M12	7.14	JIS	
CD010205.1690070	9	7	M12	7.95	DIN376	
CD010205.1690071	9	7.1	M12		ISO	
CD010205.1610080	10	8	M10	9.16	ISO	
			M10	9.16	DIN371	

ER20G

订货号 Order No.	d1	W□	d2	SW	通用标准	L2
CD010205.2022018	2.24	1.8	M3	2	ISO529	15
CD010205.2025021	2.5	2.1	M3.5	2.2	DIN376	
CD010205.2025020	2.5	2.0	M3.5		ISO529	
CD010205.2028021	2.8	2.1	M4		2.6	
CD010205.2030025	3	2.5	M2	2.8	JIS	
CD010205.2032025	3.15		M3	2.9	ISO	
			M4	2.9	ISO	
CD010205.2035027	3.5	2.7	M3	3.3	DIN371	
			M5	3.3	DIN376	
CD010205.2036028	3.55	2.8	M3.5	3.3	ISO	
			M4.5	3.3	ISO	
CD010205.2040030	4	3	M3.5	3.8	DIN371	
CD010205.2040031	4	3.1	M3		JIS	
CD010205.2040032	4	3.15	M4		ISO	
			M5	ISO		
CD010205.2045034	4.5	3.4	M4	4.3	DIN371	
CD010205.2045036	4.5	3.55	M6		DIN376	
			M6	ISO		
CD010205.2050040	5	4	M4	JIS		
			M4.5	4.7	JIS	
			M5	ISO		
CD010205.2055043	5.5	4.3	M7	4.37	DIN376	
CD010205.2055045	5.5	4.5	M5		JIS	
			M5.5		JIS	
CD010205.2060045	6	4.5	M6	JIS		
CD010205.2060049	6	4.9	M5	5.09	DIN371	
			M6	DIN371		
			M8	DIN376		
CD010205.2062050	6.2	5	M7	5.21	JIS	
			M8	5.21	JIS	
			M8	5.21	ISO	
CD010205.2063050	6.3	5	M6	5.21	ISO	
			M8	5.21	ISO	
			M9	5.84	JIS	
CD010205.2070055	7	5.5	M10	5.84	JIS	
			M10	5.84	DIN376	
			M10	5.84	DIN376	
CD010205.2080060	8	6	M11	JIS		
CD010205.2080062	8	6.2	M8	6.88	DIN371	
			6.3		M8	ISO
CD010205.2080063	8	6.3	M10		ISO	
CD010205.2085065	8.5	6.5	M12	7.14	JIS	
CD010205.2090070	9	7	M12	7.95	DIN376	
CD010205.2090071	9	7.1	M12		ISO	
CD010205.2010080	10	8	M10	9.16	ISO	
			M10		DIN371	
			M14		JIS	
CD010205.2011080	10.5	8	M15	JIS		
			M10	9.16	ISO	
CD010205.2011090	11	9	M14	10.53	DIN376	
CD010205.2010090	11.2	9	M14	10.53	ISO	
CD010205.2012090	12	9	M16	10.53	DIN376	
CD010205.2012100	12.5	10	M16	11.91	ISO	
			M16	11.91	JIS	
CD010205.2013100	13	10	M17	11.91	JIS	

- ◇ 订购时，请注明攻丝筒夹精度和槽数。
- ◇ Note:When ordering,please specify the collet grade.



## 高精度ER夹持系统 HIGH ACCURACY ER COLLET CHUCKS

### CD0102-05 ERG型攻丝筒夹 ERG TAP COLLET

**ER25G**
**ER32G**

订货号 Order No.	d1	W□	d2	SW	通用标准	L2
CD010205.2522018	2.24	1.8	M3	2	ISO529	15
CD010205.2525021	2.5	2.1	M3.5	2.2	DIN376	
CD010205.2525020	2.5	2.0	M3.5		ISO529	
CD010205.2528021	2.8	2.1	M4	2.6	DIN376	
CD010205.2530025	3	2.5	M2	2.8	JIS	
CD010205.2532025	3.15		M3	2.9	ISO	
			M4	2.9	ISO	
CD010205.2535027	3.5	2.7	M3	3.3	DIN371	
			M5	3.3	DIN376	
CD010205.2536028	3.55	2.8	M3.5	3.3	ISO	
			M4.5	3.3	ISO	
CD010205.2540030	4	3	M3.5	3.8	DIN371	
CD010205.2540031	4	3.1	M3		JIS	
CD010205.2540032	4	3.15	M4		ISO	
			M5	ISO		
CD010205.2545034	4.5	3.4	M4	DIN371		
			M6	4.3	DIN376	
CD010205.2545036	4.5	3.55	M6	ISO		
CD010205.2550040	5	4	M4	JIS		
			M4.5	4.7	JIS	
			M5	ISO		
CD010205.2555043	5.5	4.3	M7	4.37	DIN376	
CD010205.2555045	5.5	4.5	M5	JIS		
			M5.5	JIS		
CD010205.2560045	6	4.5	M6	JIS		
CD010205.2560049	6	4.9	M5	5.09	DIN371	
			M6	DIN371		
			M8	DIN376		
CD010205.2562050	6.2	5	M7	5.21	JIS	
			M8	5.21	JIS	
CD010205.2563050	6.3	5	M6	5.21	ISO	
			M8	5.21	ISO	
CD010205.2570055	7	5.5	M9	5.84	JIS	
			M10	5.84	JIS	
			M10	5.84	DIN376	
CD010205.2580060	8	6	M11	JIS		
CD010205.2580062	8	6.2	M8	6.88	DIN371	
			M8	ISO		
CD010205.2580063	8	6.3	M8	ISO		
			M10	ISO		
CD010205.2585065	8.5	6.5	M12	7.14	JIS	
CD010205.2590070	9	7	M12	7.95	DIN376	
CD010205.2590071	9	7.1	M12	ISO		
CD010205.2510080	10	8	M10	9.16	ISO	
			M10	DIN371		
			M10	JIS		
CD010205.2511080	10.5	8	M14	JIS		
			M15	JIS		
			M15	JIS		
CD010205.2511090	11	9	M14	10.53	DIN376	
CD010205.2510090	11.2	9	M14	10.53	ISO	
CD010205.2512090	12	9	M16	10.53	DIN376	
CD010205.2512100	12.5	10	M16	11.91	ISO	
			M16	11.91	JIS	
CD010205.2513100	13	10	M17	11.91	JIS	
CD010205.2514110	14	11	M18	12.97	JIS	
			M18	DIN376		
			M18	ISO		
CD010205.2514112	14	11.2	M18	ISO		
			M20	ISO		
			M20	ISO		
CD010205.2515120	15	12	M20	14.06	JIS	
CD010205.2516120	16	12	M20	14.06	DIN376	
CD010205.2516125	16	12.5	M22	ISO		

订货号 Order No.	d1	W□	d2	SW	通用标准	L2
CD010205.3222018	2.24	1.8	M3	2	ISO529	15
CD010205.3225021	2.5	2.1	M3.5	2.2	DIN376	
CD010205.3225020	2.5	2.0	M3.5		ISO529	
CD010205.3228021	2.8	2.1	M4	2.6	DIN376	
CD010205.3230025	3	2.5	M2	2.8	JIS	
CD010205.3232025	3.15		M3	2.9	ISO	
			M4	2.9	ISO	
CD010205.3235027	3.5	2.7	M3	3.3	DIN371	
			M5	3.3	DIN376	
CD010205.3236028	3.55	2.8	M3.5	3.3	ISO	
			M4.5	3.3	ISO	
CD010205.3240030	4	3	M3.5	3.8	DIN371	
CD010205.3240031	4	3.1	M3		JIS	
CD010205.3240032	4	3.15	M4		ISO	
			M5	ISO		
CD010205.3245034	4.5	3.4	M4	4.3	DIN371	
			M6	DIN376		
CD010205.3245036	4.5	3.55	M6	ISO		
CD010205.3250040	5	4	M4	JIS		
			M4.5	4.7	JIS	
			M5	ISO		
CD010205.3255043	5.5	4.3	M7	4.37	DIN376	
			M5	JIS		
CD010205.3255045	5.5	4.5	M5.5	JIS		
			M5.5	JIS		
CD010205.3260045	6	4.5	M6	5.09	JIS	
			M5	DIN371		
			M6	DIN371		
CD010205.3260049	6	4.9	M6	5.09	DIN371	
			M8	5.21	JIS	
			M8	5.21	JIS	
CD010205.3262050	6.2	5	M7	5.21	JIS	
			M8	5.21	JIS	
			M8	5.21	ISO	
CD010205.3263050	6.3	5	M6	5.21	ISO	
			M8	5.21	ISO	
			M8	5.21	ISO	
CD010205.3270055	7	5.5	M9	5.84	JIS	
			M10	5.84	JIS	
			M10	5.84	DIN376	
			M10	5.84	DIN376	
CD010205.3280060	8	6	M11	JIS		
CD010205.3280062	8	6.2	M8	6.88	DIN371	
			M8	ISO		
CD010205.3280063	8	6.3	M8	ISO		
			M10	ISO		
CD010205.3285065	8.5	6.5	M12	7.14	JIS	
CD010205.3290070	9	7	M12	7.95	DIN376	
CD010205.3290071	9	7.1	M12	ISO		
CD010205.3210080	10	8	M10	9.16	ISO	
			M10	DIN371		
			M10	JIS		
CD010205.3211080	10.5	8	M14	JIS		
			M15	JIS		
			M15	JIS		
CD010205.3211090	11	9	M14	10.53	DIN376	
CD010205.3210090	11.2	9	M14	10.53	ISO	
CD010205.3212090	12	9	M16	10.53	DIN376	
CD010205.3212100	12.5	10	M16	11.91	ISO	
			M16	11.91	JIS	
CD010205.3213100	13	10	M17	11.91	JIS	
CD010205.3214110	14	11	M18	12.97	JIS	
			M18	DIN376		
			M18	ISO		
CD010205.3214112	14	11.2	M18	ISO		
			M20	ISO		
			M20	ISO		
CD010205.3215120	15	12	M20	14.06	JIS	
CD010205.3216120	16	12	M20	14.06	DIN376	
CD010205.3216125	16	12.5	M22	ISO		
CD010205.3217130	17	13	M22	15.44	JIS	
CD010205.3218145	18	14.5	M22	17.52	DIN376	
			M24	DIN376		
CD010205.3218140	18	14	M24	ISO		
CD010205.3219150	19	15	M24	18.22	JIS	
			M25	JIS		
			M25	JIS		
CD010205.3220150	20	15	M26	19.61	JIS	
			M27	JIS		

◇ 订购时, 请注明攻丝筒夹精度。

◇ When ordering, please specify the collet grade.

# 高精度ER夹持系统 HIGH ACCURACY ER COLLET CHUCKS

## CD0102-05 ERG型攻丝筒夹 ERG TAP COLLET

ER40G

订货号 Order No.	d1	W□	d2	SW	通用标准	L2
CD010205.4022018	2.24	1.8	M3	2	ISO	15
CD010205.4025021	2.5	2.1	M3.5	2.2	DIN376	
CD010205.4025020	2.5	2.0	M3.5		ISO	
CD010205.4028021	2.8	2.1	M4	2.6	DIN376	
CD010205.4030025	3		M2	2.8	JIS	
CD010205.4032025	3.15	2.5	M3	2.9	ISO	18
			M4	2.9	ISO	
CD010205.4035027	3.5	2.7	M3	3.3	DIN371	
			M5	3.3	DIN376	
CD010205.4036028	3.55	2.8	M3.5	3.3	ISO	
			M4.5	3.3	ISO	
CD010205.4040030	4	3	M3.5		DIN371	
CD010205.4040031	4	3.1	M3		JIS	
			M4		ISO	
CD010205.4040032	4	3.15	M5		ISO	
CD010205.4045034	4.5	3.4	M4		DIN371	18
			M6	4.3	DIN376	
CD010205.4045036	4.5	3.55	M6		ISO	
			M4		JIS	
CD010205.4050040	5	4	M4.5	4.7	JIS	
			M5		ISO	
CD010205.4055043	5.5	4.3	M7		DIN376	
			M5	4.37	JIS	
CD010205.4055045	5.5	4.5	M5.5		JIS	
CD010205.4060045	6	4.5	M6		JIS	
			M5		DIN371	
CD010205.4060049	6	4.9	M6	5.09	DIN371	
			M8		DIN376	
CD010205.4062050	6.2	5	M7	5.21	JIS	
			M8	5.21	JIS	
CD010205.4063050	6.3	5	M6	5.21	ISO	
			M8	5.21	ISO	
			M9	5.84	JIS	
CD010205.4070055	7	5.5	M10	5.84	JIS	
			M10	5.84	DIN376	
CD010205.4080060	8	6	M11		JIS	22
CD010205.4080062	8	6.2	M8	6.88	DIN371	
			M8		ISO	
CD010205.4080063	8	6.3	M8		ISO	
			M10		ISO	
CD010205.4085065	8.5	6.5	M12	7.14	JIS	
CD010205.4090070	9	7	M12	7.95	DIN376	
CD010205.4090071	9	7.1	M12	7.95	ISO	
CD010205.4010080	10	8	M10		ISO	
			M10	9.16	DIN371	
CD010205.4011080	10.5	8	M14		JIS	
			M15		JIS	
CD010205.4011090	11	9	M14	10.53	DIN376	25
CD010205.4010090	11.2	9	M14	10.53	ISO	
CD010205.4012090	12	9	M16	10.53	DIN376	
			M16	11.91	ISO	
CD010205.4012100	12.5	10	M16	11.91	JIS	
			M16	11.91	JIS	
CD010205.4013100	13	10	M17	11.91	JIS	
CD010205.4014110	14	11	M18		JIS	
			M18	12.97	DIN376	
			M18		ISO	
CD010205.4014112	14	11.2	M20		ISO	
			M20		JIS	
CD010205.4015120	15	12	M20	14.06	DIN376	28
CD010205.4016120	16	12	M20		ISO	
CD010205.4016125	16	12.5	M22		ISO	
CD010205.4017130	17	13	M22	15.44	JIS	
			M22		DIN376	
CD010205.4018145	18	14.5	M24	17.52	DIN376	
			M24		ISO	
CD010205.4018140	18	14	M24		ISO	
CD010205.4019150	19	15	M24	18.22	JIS	
			M25		JIS	
CD010205.4020150	20	15	M26	19.61	JIS	
			M27		JIS	

ER50G

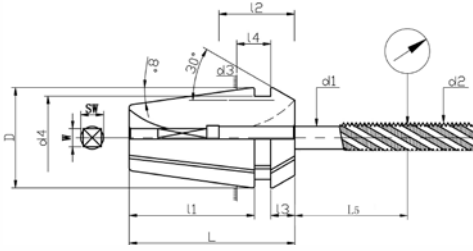
订货号 Order No.	d1	W□	d2	SW	通用标准	L2
CD010205.5060045	6	4.5	M6		JIS	18
			M5	5.09	DIN371	
CD010205.5060049	6	4.9	M6		DIN371	
			M8		DIN376	
CD010205.5062050	6.2	5	M7	5.21	JIS	
			M8	5.21	JIS	
CD010205.5063050	6.3	5	M6	5.21	ISO	
			M8	5.21	ISO	
			M9	5.84	JIS	22
CD010205.5070055	7	5.5	M10	5.84	JIS	
			M10	5.84	DIN376	
CD010205.5080060	8	6	M11		JIS	
CD010205.5080062	8	6.2	M8	6.88	DIN371	
			M8		ISO	
CD010205.5080063	8	6.3	M8		ISO	
			M10		ISO	
CD010205.5085065	8.5	6.5	M12	7.14	JIS	
CD010205.5090070	9	7	M12	7.95	DIN376	
CD010205.5090071	9	7.1	M12	7.95	ISO	
CD010205.5010080	10	8	M10		ISO	
			M10	9.16	DIN371	
CD010205.5011080	10.5	8	M14		JIS	
			M15		JIS	
CD010205.5011090	11	9	M14	10.53	DIN376	25
CD010205.5010090	11.2	9	M14	10.53	ISO	
CD010205.5012090	12	9	M16	10.53	DIN376	
			M16	11.91	ISO	
CD010205.5012100	12.5	10	M16	11.91	JIS	
			M16	11.91	JIS	
CD010205.5013100	13	10	M17	11.91	JIS	
CD010205.5014110	14	11	M18		JIS	
			M18	12.97	DIN376	
			M18		ISO	
CD010205.5014112	14	11.2	M20		ISO	
			M20		JIS	
CD010205.5015120	15	12	M20	14.06	DIN376	28
CD010205.5016120	16	12	M20		ISO	
CD010205.5016125	16	12.5	M22		ISO	
CD010205.5017130	17	13	M22	15.44	JIS	
			M22		DIN376	
CD010205.5018145	18	14.5	M22	17.52	DIN376	
			M24		ISO	
CD010205.5018140	18	14	M24		ISO	
CD010205.5019150	19	15	M24	18.22	JIS	
			M25		JIS	
CD010205.5020150	20	15	M26	19.61	JIS	
			M27		JIS	
CD010205.5021170	21	17	M28	20.5	JIS	40
CD010205.5022180	22	18	M30	21.6	DIN376	
CD010205.5023180	22.4	18	M33	21.6	ISO	
CD010205.5023170	23	17	M30	20.5	JIS	
CD010205.5025190	25	19	M33	24.53	JIS	
CD010205.5025200	25	20	M36	24.53	ISO	
CD010205.5028210	28	21	M36	27	JIS	

◇ 订购时，请注明攻丝筒夹精度。

◇ When ordering, please specify the collet grade .

## 高精度ER夹持系统 HIGH ACCURACY ER COLLET CHUCKS

### CD0102-05 ERG型攻牙筒夹 英制规格 ERG RIGID TAP COLLET INCH SIZE



ER16G RIGID TAP COLLET					ER25G RIGID TAP COLLET				
订货号 Order No.	d2	d1	SW	W□	订货号 Order No.	d2	d1	SW	W□
CD010205.1643033	5/32	0.168 "	0.151 "	0.131 "	CD010205.2543033	5/32	0.168 "	0.151 "	0.131 "
CD010205.1649039	3/16	0.194 "	0.180 "	0.152 "	CD010205.2549039	3/16	0.194 "	0.180 "	0.152 "
CD010205.1656041	7/32	0.220 "	0.198 "	0.165 "	CD010205.2556041	7/32	0.220 "	0.198 "	0.165 "
CD010205.1665049	1/4	0.255 "	0.198 "	0.191 "	CD010205.2565049	1/4	0.255 "	0.198 "	0.191 "
ER20G RIGID TAP COLLET					CD010205.2581060	5/16	0.318 "	0.258 "	0.238 "
订货号 Order No.	d2	d1	SW	W□	CD010205.2582061	7/16	0.323 "	0.263 "	0.242 "
CD010205.2043033	5/32	0.168 "	0.151 "	0.131 "	CD010205.2593070	1/2	0.367 "	0.307 "	0.275 "
CD010205.2049039	3/16	0.194 "	0.180 "	0.152 "	CD010205.2597073	3/8	0.381 "	0.321 "	0.286 "
CD010205.2056041	7/32	0.220 "	0.198 "	0.165 "	CD010205.2511082	9/16	0.429 "	0.370 "	0.322 "
CD010205.2065049	1/4	0.255 "	0.198 "	0.191 "	CD010205.2511083	1/8PT	0.437 "	0.378 "	0.328 "
CD010205.2081060	5/16	0.318 "	0.258 "	0.238 "	CD010205.2512091	5/8	0.480 "	0.422 "	0.360 "
CD010205.2082061	7/16	0.323 "	0.263 "	0.242 "	ER40G RIGID TAP COLLET				
CD010205.2093070	1/2	0.367 "	0.307 "	0.275 "	订货号 Order No.	d2	d1	SW	W□
CD010205.2097073	3/8	0.381 "	0.321 "	0.286 "	CD010205.4065049	1/4	0.255 "	0.198 "	0.191 "
CD010205.2011082	9/16	0.429 "	0.370 "	0.322 "	CD010205.4081060	5/16	0.318 "	0.258 "	0.238 "
ER32G RIGID TAP COLLET					CD010205.4082061	7/16	0.323 "	0.263 "	0.242 "
订货号 Order No.	d2	d1	SW	W□	CD010205.4093070	1/2	0.367 "	0.307 "	0.275 "
CD010205.3243033	5/32	0.168 "	0.151 "	0.131 "	CD010205.4097073	3/8	0.381 "	0.321 "	0.286 "
CD010205.3249039	3/16	0.194 "	0.180 "	0.152 "	CD010205.4011082	9/16	0.429 "	0.370 "	0.322 "
CD010205.3256041	7/32	0.220 "	0.198 "	0.165 "	CD010205.4011083	1/8PT	0.437 "	0.378 "	0.328 "
CD010205.3265049	1/4	0.255 "	0.198 "	0.191 "	CD010205.4012091	5/8	0.480 "	0.422 "	0.360 "
CD010205.3281060	5/16	0.318 "	0.258 "	0.238 "	CD010205.4014103	11/16	0.542 "	0.486 "	0.406 "
CD010205.3282061	7/16	0.323 "	0.263 "	0.242 "	CD010205.4014106	1/4PT	0.562 "	0.483 "	0.421 "
CD010205.3293070	1/2	0.367 "	0.307 "	0.275 "	CD010205.4015112	3/4	0.590 "	0.512 "	0.442 "
CD010205.3297073	3/8	0.381 "	0.321 "	0.286 "	CD010205.4016124	13/16	0.649 "	0.576 "	0.489 "
CD010205.3211082	9/16	0.429 "	0.370 "	0.322 "	CD010205.4017130	1/2PT	0.687 "	0.612 "	0.515 "
CD010205.3211083	1/8PT	0.437 "	0.378 "	0.328 "	CD010205.4016133	7/8	0.697 "	0.623 "	0.523 "
CD010205.3212091	5/8	0.480 "	0.422 "	0.360 "	CD010205.4016135	3/8PT	0.700 "	0.634 "	0.531 "
CD010205.3214103	11/16	0.542 "	0.486 "	0.406 "	CD010205.4016145	15/16	0.760 "	0.689 "	0.570 "
CD010205.3214106	1/4PT	0.562 "	0.483 "	0.421 "	CD010205.4016152	1 "	0.800 "	0.730 "	0.600 "
CD010205.3215112	3/4	0.590 "	0.512 "	0.442 "					
CD010205.3216124	13/16	0.649 "	0.576 "	0.489 "					

◇ 订购时, 请注明攻丝筒夹精度。  
 ◇ When ordering, please specify the collet grade.

**高速、高精度、高寿命ER螺帽**
**High speed high accuracy high durability ER nuts**

**ER螺帽综合特点:**


- ◆材质:20CrMnTi;
- ◆热处理硬度: 50-53HRC;
- ◆工序中做深冷处理及时效处理, 提高了精度及尺寸的稳定性;
- ◆螺纹与30° 斜面一次成型加工, 螺纹的公差等级采用4H级, 精度逐件检测;
- ◆预设动平衡 G2.5-20000rpm;G2.5-30000rpm;
- ◆表面采用喷砂涂层或抛光涂层处理, 提高表面硬度、耐磨性, 提高清洁度, 防锈、防腐蚀更好, 精度更稳定, 表面更光滑, 手感更舒适, 外观更漂亮;

**Comprehensive features of ER nut**

- ◆Material: 20CrMnTi;
- ◆Heat treatment hardness:50-53HRC;
- ◆Cryogenic treatment and thermal aging treatment have improved the stability of accuracy and dimensions;
- ◆Thread and a slope of 30 degrees have once molding processed. The tolerance class of thread use 4H,accuracy detected one by one;
- ◆Pre-balance is G2.5-20000rpm, G2.5-30000rpm;
- ◆Surface coating processing treatment, improve surface hardness and endurance, cleanliness better, antirust, accuracy more stable, surface more smooth, feel comfortable, appearance nice.



深冷处理  
Cryogenic treatment



时效处理  
Thermal aging processing



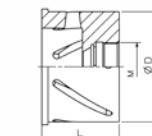
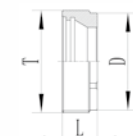
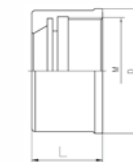
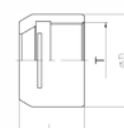
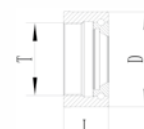
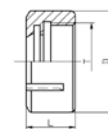
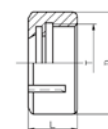
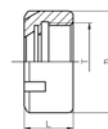
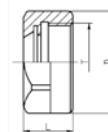
精度检测  
Inspection of Accuracy



## 高精度ER夹持系统 HIGH ACCURACY ER COLLET CHUCKS

### CD0103-01 ER螺帽 (DIN 6499-B) ER NUT

订货号 Order No.	形式 Type	型号 Model No.	D	L	T	KGS
CD010301.0813510	A	ER8A	13.5	11	M10x0.75	0.008
CD010301.1119014		ER11A	19	11.3	M14x0.75	0.012
CD010301.1628022		ER16A	28	17.5	M22x1.5	0.037
CD010301.2034025		ER20A	34	19	M25x1.5	0.064
CD010301.0812010	M	ER8M	12	11	M10x0.75	0.004
CD010301.1116013		ER11M	16	12	M13x0.75	0.007
CD010301.1622018		ER16M	22	18	M19x1.0	0.018
CD010301.2028019		ER20M	28	19	M24x1.0	0.03
CD010301.2535030	UM	ER25M	35	20	M30x1.0	0.05
CD010301.1632022		ER16UM	32	17	M22x1.5	0.05
CD010301.2035025		ER20UM	35	19	M25x1.5	0.07
CD010301.2542032		ER25UM	42	20	M32x1.5	0.1
CD010301.3250040	KM	ER32UM	50	22.5	M40x1.5	0.14
CD010301.4063050		ER40UM	63	25.5	M50x1.5	0.27
CD010301.5078064		ER50UM	78	35.5	M64x2.0	0.51
CD010301.1628175		ER16KM	28	17.5	M22x1.5	0.07
CD010301.2034190	GK	ER20KM	34	19	M25x1.5	0.09
CD010301.2542200		ER25KM	42	20	M32x1.5	0.13
CD010301.3250225		ER32KM	50	22.5	M40x1.5	0.16
CD010301.4063255		ER40KM	63	25.5	M50x1.5	0.31
CD010301.5078355	MS	ER50KM	78	35.5	M64x2.0	0.54
CD010301.1630021		GK16	30	17.5	TR21x1.0	0.07
CD010301.2135025		GK20	35	19	TR25x1.0	0.07
CD010301.2642032		GK25	42	20	TR32x1.0	0.1
CD010301.3350040	GER	GK32	50	22.5	TR40x1.0	0.15
CD010301.0812108		ER8MS	12	10.8	M10x0.75	0.003
CD010301.1116114		ER11MS	16	11.3	M13x0.75	0.007
CD010301.1622170		ER16MS	22	17	M19x1.0	0.02
CD010301.2028190	NER	ER20MS	28	19	M24x1.0	0.03
CD010301.2535230		ER25MS	35	23	M30x1.0	0.09
CD010301.0812013		GER8	12	13	M10x0.75	0.005
CD010301.1120014		GER11	19.5	11.5	M14x0.75	0.009
CD010301.1116014	WER	GER11B	16	11.5	M13x0.75	0.009
CD010301.1627019		GER16	27.1	23	M22x1.0	0.05
CD010301.1622019		GER16B	22	18	M19x1.0	0.05
CD010301.2033025		GER20	33	25	M25x1.0	0.088
CD010301.2028024	NER	GER20B	27.5	19	M24x1.0	0.09
CD010301.2540032		GER25	40	26	M32x1.0	0.12
CD010301.3250040		GER32	50	30	M40x1.0	0.2
CD010301.1114018		NER11	16	8	M18x1.0	0.009
CD010301.1620024	WER	NER16	22	11	M24x1.5	0.02
CD010301.2024028		NER20	26	11	M28x1.5	0.03
CD010301.2528032		NER25	30	12	M32x1.5	0.03
CD010301.3234040		NER32	38	14	M40x1.5	0.05
CD010301.2057040	WER	WER20	57	40	M25x1.5	0.15
CD010301.2577040		WER25	77	40	M32x1.5	0.25
CD010301.3278040		WER32	78	40	M40x1.5	0.2
CD010301.4082040		WER40	82	40	M50x1.5	0.2





## 高精度ER夹持系统 HIGH ACCURACY ER COLLET CHUCKS

### CD0103-02 CER内冷螺帽 CER INTERNAL COOLING NUT

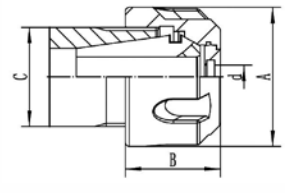
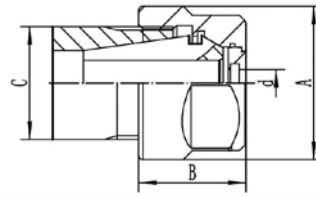
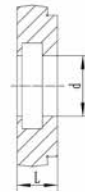


FIG1

FIG2

订货号 Order No.	型号 Model No.	d	A	B	C	FIG	KGS
CD010302.1107019	CER11A	3~7	19	14.8	M14X0.75	FIG1	0.02
CD010302.1610028	CER16A	3~10	28	22.5	M22X1.5		0.05
CD010302.2013034	CER20A	3~13	34	24	M25X1.5		0.09
CD010302.1610032	CER16UM	3~10	32	22	M22X1.5	FIG2	0.08
CD010302.2013035	CER20UM	3~13	35	24	M25X1.5		0.09
CD010302.2516042	CER25UM	3~16	42	25	M32X1.5		0.12
CD010302.3220050	CER32UM	3~20	50	27.5	M40X1.5		0.17
CD010302.4026063	CER40UM	3~26	63	30.5	M50X1.5		0.3
CD010302.5034078	CER50UM	6~34	78	40.5	M64X2	0.54	

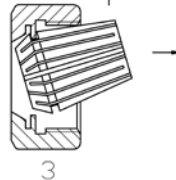
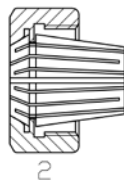
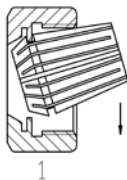
### CD0103-03 CER螺帽垫片 CER NUT GASKET




订货号 Order No.	型号 Model No.	d	L	KGS
CD010303.1603100	CER16A	3,3.5,4,4.5,5,5.5,6,6.5,7,7.5,8,8.5,9,9.5,10	4	0.001-0.003
CD010303.2003130	CER20A	3,3.5,4,4.5,5,5.5,6,6.5,7,7.5,8,8.5,9,9.5,10,10.5,11,11.5,12,12.5,13	4	0.001-0.005
CD010303.1603090	CER16UM	3,3.5,4,4.5,5,5.5,6,6.5,7,7.5,8,8.5,9,9.5,10	4	0.001-0.003
CD010303.2003120	CER20UM	3,3.5,4,4.5,5,5.5,6,6.5,7,7.5,8,8.5,9,9.5,10,10.5,11,11.5,12,12.5,13	4	0.001-0.005
CD010303.2503160	CER25UM	3,3.5,4,4.5,5,5.5,6,6.5,7,7.5,8,8.5,9,9.5,10,10.5,11,11.5,12,12.5,13,13.5,14,14.5,15,15.5,16	4	0.003-0.01
CD010303.3203200	CER32UM	3,3.5,4,4.5,5,5.5,6,6.5,7,7.5,8,8.5,9,9.5,10,10.5,11,11.5,12,12.5,13,13.5,14,14.5,15,15.5,16,16.5,17,17.5,18,18.5,19,19.5,20	4	0.006-0.016
CD010303.4003260	CER40UM	3,4,5,6,7,8,9,10,11,12,13,14,15,16,17,18,19,20,21,22,23,24,25,26	4	0.007-0.025
CD010303.5006340	CER50UM	6,7,8,9,10,11,12,13,14,15,16,17,18,19,20,21,22,23,24,25,26,27,28,29,30,31,32,33,34	4	0.01-0.04

备注：订购垫片时，请在订货后面注明内孔d。 Note: When ordering gaskets, please indicate the inner hole d

### ◇ 螺帽与筒夹及刀具的正确安装 Mounting instruction for ERcollets and nuts



- 安装前请清洗筒夹及螺帽
- 将筒夹放入螺帽内，轻轻转动筒夹，待螺帽偏心部分凹入卡槽内，沿箭头方向均匀用力推动筒夹，即可装入螺帽内。
- 将筒夹和螺帽一起安装在刀柄体或机床主轴内，把刀具圆柱柄部擦净后装入夹持孔内，使用扳手均匀用力紧固螺帽直到刀具夹牢为止方可使用。（注意：切忌在未安装刀具状态下紧固螺帽，以免损坏筒夹）
- 换刀时，用扳手松开螺帽带出筒夹及刀具，卸下刀具，沿箭头方向用力推动筒夹，使其退出，然后根据需要换上其它孔径的筒夹即可。
- Put the collet into the nut, turn the collet slightly. Push it into the nut at the offered direction evenly when the offset flange sinks into the undercut of the collet.
- Fix the nut and the collet on the spindle rotate the nut until the collet is in pressing. Wipe the straight shank of cutter, and insert it into the pilot hole. Tighten the nut with a wrench till the cutter is clamped heavily (Caution: never tighten the nut without cutter in it for it will break).
- When changing the tool. Loosen the nut and it shall bring out the collet and the cutter together. And then draw the cutter out push out slightly the collet in the offered direction, it shall be ready for any change of the cutter.

**高精度ER夹持系统 HIGH ACCURACY ER COLLET CHUCKS**
**CD0104-01 ER扳手 ER SPANNER**


- ◆ ER扳手材质:  
45#或65Mn等;
- ◆ ER扳手热处理硬度:  
40-45HRC;
- ◆ ER扳手外观做喷砂涂层处理;
- ◆ Material:  
45# or 65Mn;
- ◆ ER spanner Heat treatment hardness:  
40-45HRC;
- ◆ ER spanner appearance do sandblasting coating processing.

订货号 Order No.	型式 Type	型号 Model No.	l	L	适用螺帽 Nut	KGS
CD010401.0813100	A	ER8A	13	100	ER8A	0.08
CD010401.1117110		ER11A	17	110	ER11A	0.1
CD010401.1625120		ER16A	25	120	ER16A	0.15
CD010401.2030130		ER20A	30	130	ER20A	0.2
CD010401.0875070	M	ER8M	7.5	70	ER8M	0.04
CD010401.1111090		ER11M	11	90	ER11M	0.05
CD010401.1615110		ER16M	15	110	ER16M	0.06
CD010401.2020120		ER20M	19.5	120	ER20M	0.07
CD010401.2525130	UM	ER25M	25	130	ER25M	0.09
CD010401.1626180		ER16UM	26	180	ER16UM	0.15
CD010401.2030190		ER20UM	30	190	ER20UM	0.2
CD010401.2537210		ER25UM	37	210	ER25UM	0.22
CD010401.3247250	S	ER32UM	46.5	250	ER32UM	0.3
CD010401.4058290		ER40UM	58	290	ER40UM	0.5
CD010401.5074350		ER50UM	74	350	ER50UM	0.9
CD010401.2552167		S/ER25	45-52	167	ER25UM	0.15
CD010401.3262190	MR	S/ER32	55-62	190	ER32UM	0.22
CD010401.4072215		S/ER40	68-72	215	ER40UM	0.3
CD010401.5085262		S/ER50	78-85	262	ER50UM	0.4
CD010401.1110100		ER11MR	10	100	ER11MS	0.1
CD010401.1615135	G	ER16MR	15	135	ER16MS	0.15
CD010401.2018160		ER20MR	18	160	ER20MS	0.2
CD010401.2523180		ER25MR	23	180	ER25MS	0.22
CD010401.0812120		GH12	12	120	GER8	0.06
CD010401.1120120	GH19	19.5	120	GER11	0.2	
CD010401.1622120	GH22	22	120	GER16B	0.2	
CD010401.1627150	GH27	27.1	150	GER16	0.25	
CD010401.2028150	GH27.5	27.5	150	GER20B	0.25	
CD010401.2033160	GH33	33	160	GER20	0.23	
CD010401.2540181	GH40	40	181	GER25	0.25	
CD010401.3250200	GH50	50	200	GER32/GK32	0.4	
CD010401.1630160	GH30	30	160	GK16	0.23	
CD010401.2035180	GH35	35	180	GK20	0.25	
CD010401.2542180	GH42	42	180	GK25	0.28	

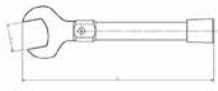
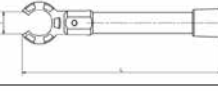
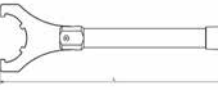
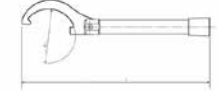
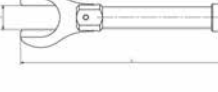
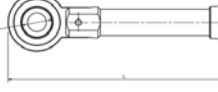
## 高精度ER夹持系统 HIGH ACCURACY ER COLLET CHUCKS

### CD0104-02 ER扭力扳手 TORQUE SPANNER

- ◎扳手材质：20#;
- ◎热处理硬度：48-53HRC;
- ◎扳手外观喷砂涂层处理;
- ◎扭矩扳手结构简单，实用性强，性价比很高。可全面替代国外相关产品;
- ◎手柄人体工程学优化设计，握持舒适，降低高强度操作力矩扳手时产生的疲劳感;
- ◎操作方便、省时省力。

- ◎Material:20#;
- ◎Heat treatment hardness:48-53HRC;
- ◎Spanner surface coating process;
- ◎The torque wrench has a simple structure, strong practicality, and high cost-effectiveness, and can comprehensively replace foreign related products.
- ◎Ergonomic optimization design of the handle, comfortable grip, reduces fatigue caused by high-strength torque wrench operation. ◎Easy to use,saves time and effort.



订货号 Order No.	型式	型号 Type	l	L	适用螺帽 Nut	推荐扭矩	示意图 Sketch Map	KGS
CD010402.1117110	A	ER11A	17	155	ER11A	21		0.18
CD010402.1625120		ER16A	25	203	ER16A	42		0.3
CD010402.2030130		ER20A	30	208	ER20A	62		0.32
CD010402.1111090	M	ER11M	11	140	ER11M	15		0.15
CD010402.1615110		ER16M	15	145	ER16M	21		0.18
CD010402.2020120		ER20M	19.5	150	ER20M	25		0.2
CD010402.1626180	UM	ER16UM	26	180	ER16UM	42		0.24
CD010402.2030190		ER20UM	30	200	ER20UM	62		0.3
CD010402.2537210		ER25UM	37	224	ER25UM	62		0.43
CD010402.3247250		ER32UM	46.5	261	ER32UM	72		0.61
CD010402.4058290		ER40UM	58	271	ER40UM	82		0.66
CD010402.2552167	S	S/ER25	45-52	245	ER25UM	62		0.4
CD010402.3262190		S/ER32	55-62	276	ER32UM	72		0.59
CD010402.4072215		S/ER40	68-72	291	ER40UM	82		0.68
CD010402.1110100	MR	ER11MR	10	115	ER11MS	15		0.18
CD010402.1615135		ER16MR	15	140	ER16MS	21		0.25
CD010402.2018160		ER20MR	18	145	ER20MS	23		0.3
CD010402.2523165		ER25MR	23	170	ER25MS	25		0.35
CD010402.1601150	G	GH27- c 1	27.1	230	GER16	10		0.5
CD010402.1615150		GH27 ( c 1.5- c 3.5 )	27.1			25		
CD010402.1604150		GH27 ( c 4- c 10 )	27.1			55		
CD010402.2001160		GH33 ( c 1- c 3 )	33	260	GER20	15		0.6
CD010402.2035160		GH33 ( c 3.5- c 5.5 )				35		
CD010402.2006160		GH33 ( c 6- c 9 )				60		
CD010402.2095160		GH33 ( c 9.5- c 13 )				90		
CD010402.2510181		GH40 ( c 1- c 3 )	40	265	GER25	25		0.7
CD010402.2535181		GH40 ( c 3.5- c 6.5 )				40		
CD010402.2507181		GH40 ( c 7- c 10 )				60		
CD010402.2511181		GH40 ( c 10.5- c 16 )				90		
CD010402.3202200		GH50 ( c 2- c 3 )	50	280	GER32	30		0.8
CD010402.3235200		GH50 ( c 3.5- c 6.5 )				60		
CD010402.3275200		GH50 ( c 7.5- c 15.5 )				95		
CD010402.3216200		GH50 ( c 16- c 20 )				115		
CD010402.1630260	GH30	30	260	GK16	56	0.55		
CD010402.2035260	GH35	33	260	GK20	65	0.6		
CD010402.2542265	GH42	42	265	GK25	70	0.7		
CD010402.3250280	GH50	50	280	GK32	95	0.8		

## 高精度ER夹持系统 HIGH ACCURACY ER COLLET CHUCKS

### CD0105-01 ER套装铣夹头 ER MILLING CHUCK SET

- 每套铣夹头包括1支夹头体，1支压帽，整套夹头及1支扳手。
- 木盒、塑料盒、铝盒包装。
- 筒夹精度：A级 $\leq 8\mu$ ，AA级 $\leq 5\mu$
  
- A set included :1 collet chuck, 1 clamping nut ,full set of collets and 1 spanner.
- packed:wooden case plastic case aluminium case.
- Accuracy: A class $\leq 8\mu$ ，AA class $\leq 5\mu$


**ER16铣夹头 MILLING COLLET CHUCK**
**ER16铣夹头MILLING COLLET CHUCK**

订货号 Order No.	型号 Model No.	支/套 PCS/ SET	d	拉杆螺纹 Thread
			mm	
CD010501.0816010	R8	8	3,4, 5,6, 7,8, 9,10	M12×1.75 7/16"-20UNF
CD010501.3016010	30/NT.BT. SK.CAT			M12×1.75 1/2"-13UNC
CD010501.4016010	40/NT.BT. SK.CAT			M16×2.0 5/8"-11UNC
CD010501.5016010	50/NT.BT. SK.CAT			M24×3.0 1"-8UNC
CD010501.0216010	MT2			M10×1.5 3/8"-16UNC
CD010501.0316010	MT3			M12×1.75 1/2"-13UNC
CD010501.0416010	MT4			M16×2.0 5/8"-11UNC
CD010501.1316010	1/2"			-
CD010501.1916010	3/4"			-

订货号 Order No.	型号 Model No.	支/套 PCS/ SET	d	拉杆螺纹 Thread
			in	
CD010501.0816095	R8	8	3/32, 1/8, 3/16, 7/32, 1/4, 5/16, 11/32, 3/8	M12×1.75 7/16"-20UNF
CD010501.3016095	30/NT.BT. SK.CAT			M12×1.75 1/2"-13UNC
CD010501.4016095	40/NT.BT. SK.CAT			M16×2.0 5/8"-11UNC
CD010501.5016095	50/NT.BT. SK.CAT			M24×3.0 1"-8UNC
CD010501.0216095	MT2			M10×1.5 3/8"-16UNC
CD010501.0316095	MT3			M12×1.75 1/2"-13UNC
CD010501.0416095	MT4			M16×2.0 5/8"-11UNC
CD010501.1316095	1/2"			-
CD010501.1916095	3/4"			-

**ER25铣夹头MILLING COLLET CHUCK**
**ER25铣夹头MILLING COLLET CHUCK**

订货号 Order No.	型号 Model No.	支/套 PCS/ SET	d	拉杆螺纹 Thread
			mm	
CD010501.0825016	R8	6	4,6, 8,10, 12, 16	M12×1.75 7/16"-20UNF
CD010501.3025016	30/NT.BT. SK.CAT			M12×1.75 1/2"-13UNC
CD010501.4025016	40/NT.BT. SK.CAT			M16×2.0 5/8"-11UNC
CD010501.5025016	50/NT.BT. SK.CAT			M24×3.0 1"-8UNC
CD010501.0225016	MT2			M10×1.5 3/8"-16UNC
CD010501.0325016	MT3			M10×1.75 1/2"-13UNC
CD010501.0425016	MT4			M16×2.0 5/8"-11UNC
CD010501.1925016	3/4"			-
CD010501.2525016	1"			-

订货号 Order No.	型号 Model No.	支/套 PCS/ SET	d	拉杆螺纹 Thread
			in	
CD010501.0825015	R8	6	1/8, 3/16, 5/16, 3/8, 1/2, 5/8	M12×1.75 7/16"-20UNF
CD010501.3025015	30/NT.BT. SK.CAT			M12×1.75 1/2"-13UNC
CD010501.4025015	40/NT.BT. SK.CAT			M16×2.0 5/8"-11UNC
CD010501.5025015	50/NT.BT. SK.CAT			M24×3.0 1"-8UNC
CD010501.0225015	MT2			M10×1.5 3/8"-16UNC
CD010501.0325015	MT3			M10×1.75 1/2"-13UNC
CD010501.0425015	MT4			M16×2.0 5/8"-11UNC
CD010501.1925015	3/4"			-
CD010501.2525015	1"			-



# 高精度ER夹持系统 HIGH ACCURACY ER COLLET CHUCKS

## CD0105-01 ER套装铣夹头 ER MILLING CHUCK SET



ER25铣夹头MILLING COLLET CHUCK

订货号 Order No.	型号 Model No.	支/套 PCS/ SET	d	拉杆螺纹 Thread
			mm	
CD010501.0825030	R8	10	3,4, 5,6, 8,10, 12,14, 15,16	M12 × 1.75 7/16"-20UNF
CD010501.3025030	30/NT.BT. SK.CAT			M12 × 1.75 1/2"-13UNC
CD010501.4025030	40/NT.BT. SK.CAT			M16 × 2.0 5/8"-11UNC
CD010501.5025030	50/NT.BT. SK.CAT			M24 × 3.0 1"-8UNC
CD010501.0225030	MT2			M10 × 1.5 3/8"-16UNC
CD010501.0325030	MT3			M10 × 1.75 1/2"-13UNC
CD010501.0425030	MT4			M16 × 2.0 5/8"-11UNC
CD010501.1920530	3/4"			-
CD010501.2525030	1"			-



ER25铣夹头MILLING COLLET CHUCK

订货号 Order No.	型号 Model No.	支/套 PCS/ SET	d	拉杆螺纹 Thread
			in	
CD010501.0825010	R8	10	3/32, 1/8, 3/16, 1/4, 5/16, 3/8, 7/16, 1/2, 9/16, 5/8	M12 × 1.75 7/16"-20UNF
CD010501.3025010	30/NT.BT. SK.CAT			M12 × 1.75 1/2"-13UNC
CD010501.4025010	40/NT.BT. SK.CAT			M16 × 2.0 5/8"-11UNC
CD010501.5025010	50/NT.BT. SK.CAT			M24 × 3.0 1"-8UNC
CD010501.0225010	MT2			M10 × 1.5 3/8"-16UNC
CD010501.0325010	MT3			M10 × 1.75 1/2"-13UNC
CD010501.0425010	MT4			M16 × 2.0 5/8"-11UNC
CD010501.1925010	3/4"			-
CD010501.2525010	1"			-

ER32铣夹头MILLING COLLET CHUCK

订货号 Order No.	型号 Model No.	支/套 PCS/ SET	d	拉杆螺纹 Thread
			mm	
CD010501.0832020	R8	6	6,8, 10,12, 16,20	M12 × 1.75 7/16"-20UNF
CD010501.3032020	30/NT.BT.SK.CAT			M12 × 1.75 1/2"-13UNC
CD010501.4032020	40/NT.BT.SK.CAT			M16 × 2.0 5/8"-11UNC
CD010501.5032020	50/NT.BT.SK.CAT			M24 × 3.0 1"-8UNC
CD010501.0232020	MT2			M10 × 1.5 3/8"-16UNC
CD010501.0332020	MT3			M12 × 1.75 1/2"-13UNC
CD010501.0432020	MT4			M16 × 2.0 5/8"-11UNC
CD010501.1932020	3/4"			-
CD010501.2532020	1"			-

ER32铣夹头MILLING COLLET CHUCK

订货号 Order No.	型号 Model No.	支/套 PCS/ SET	d	拉杆螺纹 Thread
			in	
CD010501.0832019	R8	6	1/4, 5/16, 3/8, 1/2, 5/8, 3/4	M12 × 1.75 7/16"-20UNF
CD010501.3032019	30/NT.BT.K.CAT			M12 × 1.75 1/2"-13UNC
CD010501.4032019	40/NT.BT.K.CAT			M16 × 2.0 5/8"-11UNC
CD010501.5032019	50/NT.BT.K.CAT			M24 × 3.0 1"-8UNC
CD010501.0232019	MT2			M10 × 1.5 3/8"-16UNC
CD010501.0332019	MT3			M12 × 1.75 1/2"-13UNC
CD010501.0432019	MT4			M16 × 2.0 5/8"-11UNC
CD010501.1932019	3/4"			-
CD010501.2532019	1"			-

ER32铣夹头MILLING COLLET CHUCK

订货号 Order No.	型号 Model No.	支/套 PCS/ SET	d	拉杆螺纹 Thread
			mm	
CD010501.0832030	R8	18	3,4,5, 6,7,8, 9,10, 11,12, 13,14, 15,16, 17,18, 19,20	M12 × 1.75 7/16"-20UNF
CD010501.3032030	30/NT.BT. SK.CAT			M12 × 1.75 1/2"-13UNC
CD010501.4032030	40/NT.BT. SK.CAT			M16 × 2.0 5/8"-11UNC
CD010501.5032030	50/NT.BT. SK.CAT			M24 × 3.0 1"-8UNC
CD010501.0232030	MT2			M10 × 1.5 3/8"-16UNC
CD010501.0332030	MT3			M12 × 1.75 1/2"-13UNC
CD010501.0432030	MT4			M16 × 2.0 5/8"-11UNC
CD010501.1932030	3/4"			-
CD010501.2532030	1"			-

ER32铣夹头MILLING COLLET CHUCK

订货号 Order No.	型号 Model No.	支/套 PCS/ SET	d	拉杆螺纹 Thread
			in	
CD010501.0832003	R8	18	1/8,5/32, 3/16, 7/32 1/4,9/32, 5/16, 11/32, 3/8, 7/16, 15/32, 1/29/16, 19/32, 5/8, 11/16 23/32, 3/4	M12 × 1.75 7/16"-20UNF
CD010501.3032003	30/NT.BT. SK.CAT			M12 × 1.75 1/2"-13UNC
CD010501.4032003	40/NT.BT. SK.CAT			M16 × 2.0 5/8"-11UNC
CD010501.5032003	50/NT.BT. SK.CAT			M24 × 3.0 1"-8UNC
CD010501.0232003	MT2			M10 × 1.5 3/8"-16UNC
CD010501.0332003	MT3			M12 × 1.75 1/2"-13UNC
CD010501.0432003	MT4			M16 × 2.0 5/8"-11UNC
CD010501.1932003	3/4"			-
CD010501.2532003	1"			-



## 高精度ER夹持系统 HIGH ACCURACY ER COLLET CHUCKS

### CD0105-01 ER套装铣夹头 ER MILLING CHUCK SET


**ER40铣夹头MILLING COLLET CHUCK**

订货号 Order No.	型号 Model No.	支/套 PCS/ SET	d	拉杆螺纹 Thread
			mm	
CD010501.0840025	R8	8	4,6, 8,10, 12,16, 20,25	M12 × 1.75 7/16"-20UNF
CD010501.3040025	30/NT.BT.SK.CAT			M12 × 1.75 1/2"-13UNC
CD010501.4040025	40/NT.BT.SK.CAT			M16 × 2.0 5/8"-11UNC
CD010501.5040025	50/NT.BT.SK.CAT			M24 × 3.0 1"-8UNC
CD010501.0240025	MT2			M10 × 1.5 3/8"-16UNC
CD010501.0340025	MT3			M12 × 1.75 1/2"-13UNC
CD010501.0440025	MT4			M16 × 2.0 5/8"-11UNC
CD010501.0840025	R8			15
CD010501.3040026	30/NT.BT.SK.CAT	M12 × 1.75 1/2"-13UNC		
CD010501.4040026	40/NT.BT.SK.CAT	M16 × 2.0 5/8"-11UNC		
CD010501.5040026	50/NT.BT.SK.CAT	M24 × 3.0 1"-8UNC		
CD010501.0240026	MT2	M10 × 1.5 3/8"-16UNC		
CD010501.0340026	MT3	M10 × 1.75 1/2"-13UNC		
CD010501.0440026	MT4	M16 × 2.0 5/8"-11UNC		

**ER40铣夹头MILLING COLLET CHUCK**

订货号 Order No.	型号 Model No.	支/套 PCS/ SET	d	拉杆螺纹 Thread
			in	
CD010501.0840003	R8	8	1/8, 1/4, 3/8, 1/2, 5/8, 3/4, 7/8, 1"	M12 × 1.75 7/16"-20UNF
CD010501.3040003	30/NT.BT.SK.CAT			M12 × 1.75 1/2"-13UNC
CD010501.4040003	40/NT.BT.SK.CAT			M16 × 2.0 5/8"-11UNC
CD010501.5040003	50/NT.BT.SK.CAT			M24 × 3.0 1"-8UNC
CD010501.0240003	MT2			M10 × 1.5 3/8"-16UNC
CD010501.0340003	MT3			M12 × 1.75 1/2"-13UNC
CD010501.0440003	MT4			M16 × 2.0 5/8"-11UNC
CD010501.0840003	R8			15
CD010501.3040003	30/NT.BT.SK.CAT	M12 × 1.75 1/2"-13UNC		
CD010501.4040003	40/NT.BT.SK.CAT	M16 × 2.0 5/8"-11UNC		
CD010501.5040003	50/NT.BT.SK.CAT	M24 × 3.0 1"-8UNC		
CD010501.0240003	MT2	M10 × 1.5 3/8"-16UNC		
CD010501.0340003	MT3	M10 × 1.75 1/2"-13UNC		
CD010501.0440003	MT4	M16 × 2.0 5/8"-11UNC		

**ER40套装铣夹头 MILLING COLLET CHUCK**

订货号 Order No.	型号 Model No.	支/套 PCS/SET	d	拉杆螺纹 Thread	
			mm		
CD010501.0840018	R8	18	4,5,6,7,8,9, 10,11,12,13, 14,15,16,17, 18,19,20,25	M12 × 1.75	7/16"-20UNF
CD010501.3040018	30/NT.BT.SK.CAT			M12 × 1.75	1/2"-13UNC
CD010501.4040018	40/NT.BT.SK.CAT			M16 × 2	5/8"-11UNC
CD010501.5040018	50/NT.BT.SK.CAT			M24 × 3	1"-8UNC
CD010501.0240018	MT2			M10 × 1.5	3/8"-16UNC
CD010501.0340018	MT3			M12 × 1.75	1/2"-13UNC
CD010501.0440018	MT4			M16 × 2	5/8"-11UNC
CD010501.0840024	R8			24	3,4,5,6,7,8,9, 10,11,12,13, 14,15,16,17, 18,19,20 21,22,23,24 25,26
CD010501.3040024	30/NT.BT.SK.CAT	M12 × 1.75	1/2"-13UNC		
CD010501.4040024	40/NT.BT.SK.CAT	M16 × 2	5/8"-11UNC		
CD010501.5040024	50/NT.BT.SK.CAT	M24 × 3	1"-8UNC		
CD010501.0240024	MT2	M10 × 1.5	3/8"-16UNC		
CD010501.0340024	MT3	M12 × 1.75	1/2"-13UNC		
CD010501.0440240	MT4	M16 × 2	5/8"-11UNC		

## 高精度ER夹持系统 HIGH ACCURACY ER COLLET CHUCKS

### CD0105-01 ER套装铣夹头 ER MILLING CHUCK SET

订货号 Order No.	型号 Model No.	支/套 PCS/SET	d in	拉杆螺纹 Thread	
CD010501.0840036	R8	18	5/32,3/16, 7/32,1/4,9/32, 5/16,11/32, 3/8,7/16,15/32, 1/2,9/16, 19/32,5/8, 11/16,3/4, 13/16,1"	M12 × 1.75	7/16"-20UNF
CD010501.3040036	30/NT.BT.SK.CAT			M12 × 1.75	1/2"-13UNC
CD010501.4040036	40/NT.BT.SK.CAT			M16 × 2	5/8"-11UNC
CD010501.5040036	50/NT.BT.SK.CAT			M24 × 3	1"-8UNC
CD010501.0240036	MT2			M10 × 1.5	3/8"-16UNC
CD010501.0340036	MT3			M12 × 1.75	1/2"-13UNC
CD010501.0440036	MT4			M16 × 2	5/8"-11UNC
CD010501.0840036	R8	24	1/8,5/32,3/16, 7/32,1/4,9/32, 5/16,11/32, 3/8,7/16,15/32, 1/2,9/16, 19/32,5/8, 11/16,23/32, 3/4,13/16, 27/32,7/8, 29/32,15/16,1"	M12 × 1.75	7/16"-20UNF
CD010501.3040036	30/NT.BT.SK.CAT			M12 × 1.75	1/2"-13UNC
CD010501.4040036	40/NT.BT.SK.CAT			M16 × 2	5/8"-11UNC
CD010501.5040036	50/NT.BT.SK.CAT			M24 × 3	1"-8UNC
CD010501.0240036	MT2			M10 × 1.5	3/8"-16UNC
CD010501.0340036	MT3			M12 × 1.75	1/2"-13UNC
CD010501.0440036	MT4			M16 × 2	5/8"-11UNC

### CD0105-02 直柄套装ER铣夹头 ER STRAIGHT MILLING CHUCK SET



订货号 Order No.	型号 Model No.	夹持范围 CAPACITY	订货号 Order No.	规格 TYPE	夹持范围 CAPACITY
CD010502.1611050	C16-ER11-50L-13PCS	1-7	CD010502.2032050	C20-ER32-50L-6PCS	6-20
CD010502.1611100	C16-ER11-100L-13PCS		CD010502.2032100	C20-ER32-100L-6PCS	
CD010502.1611150	C16-ER11-150L-13PCS		CD010502.2032050	C20-ER32-50L-18PCS	3-20
CD010502.1616050	C16-ER16-50L-10PCS	1-10	CD010502.2032100	C20-ER32-100L-18PCS	2-16
CD010502.1616100	C16-ER16-100L-10PCS		CD010502.2525100	C25-ER25-100L-15PCS	
CD010502.1616150	C16-ER16-150L-10PCS		CD010502.2525150	C25-ER25-150L-15PCS	
CD010502.2016050	C20-ER16-50L-10PCS		CD010502.2532050	C25-ER32-50L-6PCS	6-20
CD010502.2016100	C20-ER16-100L-10PCS		CD010502.2532050	C25-ER32-50L-18PCS	3-20
CD010502.2016150	C20-ER16-150L-10PCS	2-13	CD010502.2540050	C25-ER40-50L-7PCS	6-25
CD010502.2020060	C20-ER20-60L-12PCS		CD010502.2540050	C25-ER40-50L-23PCS	4-26
CD010502.2020100	C20-ER20-100L-12PCS		CD010502.3232060	C32-ER32-60L-6PCS	6-20
CD010502.2020150	C20-ER20-150L-12PCS	2-16	CD010502.3232600	C32-ER32-60L-18PCS	3-20
CD010502.2025150	C20-ER25-150L-15PCS		CD010502.3240050	C32-ER40-50L-7PCS	6-25
CD010502.2025100	C20-ER25-100L-15PCS		CD010502.3240500	C32-ER40-50L-23PCS	4-26

- ◎ 订货时，请注明夹头体的拉杆螺纹
- ◎ 可根据客户要求，提供不同规格及件数的成套夹簧、夹头体
- ◎ 订货时，请注明A级或AA级
- ◎ 可选择套装安装形式：木盒、铝盒、塑料盒

- ◎ Please notify the thread when ordering
- ◎ Supply collets and chucks with different shank and quantities according to the requirement.
- ◎ Please notify collet class when ordering:A class,AA class.
- ◎ Please notify the packing case as wooden,aluminum or plastic.

高速、高精度、高寿命**CSK**夹持系统

High speed, high accuracy, high durability, **CSK** collet chucks



刀柄动平衡检测  
accuracy dynamic balance

## 高速CSK夹持系统 CSK HIGH SPEED COLLET SERIES



### CSK高速刀柄综合检测特点:

- ◆ 7:24锥度等级 $\leq$ AT3均在Diebold的标准检具上检测;
- ◆ 夹持的内锥面由高速内孔磨床磨削,并用标准的气动测量仪检测,大端接触面积率在90%以上;
- ◆ 刀柄螺纹用4h级的螺纹环规检测,螺帽用4H级的螺纹塞规检测,通端通,止端止;
- ◆ 刀柄本体内锥跳动 (Run-out) : $\leq$ 0.002mm(刀柄长度在150L内);
- ◆ 同轴度5 $\mu$ : 刀柄径跳 $\leq$ 0.002mm,装入 $\leq$ 0.005mm的筒夹,测出的综合径跳为最高点不超过0.005mm;
- ◆ 动平衡: 根据需要可做G2.5 30000~50000rpm。

### Comprehensive inspection way of chuck

- ◆ 7:24 taper precision  $\leq$ AT3 and part of the standard size are tested by Diebold standard inspection tools which made in Germany;
- ◆ Surface of the clamping inner hole is grinding by high speed Inner-aperture grinder, and inspect by standard pneumatic measurement instrument; the big end contact area rate is above 90%;
- ◆ Shank thread is inspected with 4h level thread ring gauge, and the nut is inspected with 4H level thread plug gauge, the quality guaranteed;
- ◆ Run out of the inside shank cone:  $\leq$ 0.002 ( The length of the shank 100L );
- ◆ Coaxiality 5  $\mu$  : Shank run out  $\leq$ 0.002; Equip collet  $\leq$ 0.005, The highest comprehensive run out point is no more than 0.005mm;
- ◆ Dynamic balance: We can do G2.5 30000~50000rpm according to clients' demands.

## 》》》 刀柄/综合/检测 Comprehensive inspection way of chuck



同轴度 (综合精度) 检测  
 Inspection of coaxial degree  
 (overall accuracy)



7: 24锥检具图(德国Diebold刀柄检具)  
 Picture of 7:24 taper inspection tool  
 (German Diebold collet chuck inspection tool)

锥柄形式 Taper	筒夹 collet	工作长度 L Working Length L					
		L $\leq$ 100		100 < L $\leq$ 150			
BT/CBBT/ SK/CAT	5 $\mu$	刀柄内锥 collet chuck inner cone	综合 Comprehensive	等级 Class	刀柄内锥 collet chuck inner cone	综合 Comprehensive	等级 Class
30/40	CSK 06/ 10/ 13/ 16/ 20/ 25	2 $\mu$	$\leq$ 5 $\mu$	AA	2 $\mu$	$\leq$ 5 $\mu$	AA
			$\leq$ 3 $\mu$	AAA	-		
50		2 $\mu$	$\leq$ 5 $\mu$	AA	2 $\mu$	$\leq$ 5 $\mu$	AA

注: 其它刀柄锥度形式 (如 HSK, ISO 等) 一般可按 30 刀柄的精度等级执行, 特殊要求可订制。  
 Note: Special requirements can be custom-made (HSK/ISO).



## 高速CSK夹持系统 CSK HIGH SPEED COLLET SERIES



### CSK高速刀柄外观：涂层或抛光涂层

- ◆ 表面粗糙度得到降低，精度稳定性提高  
刀柄表面凹凸不平的纹理，经过抛光后，表面粗糙度得以整平，获得平滑光亮的表面。同时填充表面毛孔、划痕以及其它表面缺陷，从而提高疲劳强度、增加耐腐蚀力。
- ◆ 抛光涂层刀柄不影响精度  
抛光刀柄表面进行镀镍-磷表面处理，镍层厚度均匀，化学镀液的分散程度几乎100%，这种特殊覆膜可防止主轴异常磨损，不影响产品精度。
- ◆ 防腐性、耐磨性、耐腐蚀性得到提高  
化学镀镍的结合力强，硬度得到提高，在酸、碱、氨、盐等不同的介质环境中具有很好的防锈效果。
- ◆ 外观光亮、圆滑，手感好，外观更漂亮。

### CSK high speed chuck appearance: coating and polishing

- ◆ The roughness of surface has been reduced to improve the stability of the precision The bumpy surface get smooth after polishing, the pore, scratch and other flaw has been filled so as to improve the endurance
- ◆ The polishing doesn't influence precision The coating is even and chemical fluid spitting degree is almost 100%. It can prevent the spindle from abrasion and don't influence precision.
- ◆ The endurance has been improved The abrasion of nickel is strong, it has a good effects of anti-rust in different medium environment.
- ◆ The appearance is smooth and bright, feels comfortable.

### 》》》 特殊/防锈/处理 Special anti-rust treatment

- ◆ 包括内外锥在内，整体进行了抛光涂层处理，不进行防锈保养也不会生锈，对加工精度及主轴无不利影响。
- ◆ Overall nickel coating, including inside and outside cone, even if you do not take any anti-rust actions, it will not rust either, don't influence processing precision and spindle.



抛光涂层处理  
Products Polish with chemical nickel coating

### 》》》 其它/公司/常规/产品 Other companys products

- ◆ 普通产品疏于防锈维护，几天便会生锈，导致加工精度降低、对刀柄、主轴造成不利影响。
- ◆ 若锥部生锈，则刀尖跳动精度扩大到0.01-0.02。
- ◆ The products without coating is easy to rust, reduce processing precision, influence the chuck and spindle.
- ◆ If the shank rust, insert run-out will enlarge to 0.01-0.02.



未特殊防锈处理  
Products without speciated anti-rust treatment



## 高速CSK夹持系统 CSK HIGH SPEED COLLET SERIES

### 》》》 精湛的加工工艺 Superb machining technology

#### \*深冷处理

- 1、-196℃超长深冷处理，使接近全部的残余奥氏体转变为马氏体；
- 2、析出的纳米级碳化物颗粒，增加硬度和韧性；
- 3、减少残余应力；
- 4、耐磨性显著提高。

#### \*Cryogenic treatment

- 1.-196℃ long cryogenic, nearly all of the residual austenite into martensite;
2. Carbide precipitation of Nanoscale particles, increasing the hardness and toughness;
3. Reducing residual stresses;
4. Wear resistance significantly improved.

#### \*时效处理

\*超长定型热时效去除残余内应力。

#### \* Thermal aging processing

long stereotyped thermal limitation removal of grinding residual stress.



深冷处理 (Cryogenic treatment)



时效处理 (Thermal aging processing)

#### CSK高速刀柄外观综合特点：

- ◆ 材质20CrMnTi或JIS-SCM415；
- ◆ 硬度 $58 \pm 2$ HRC；
- ◆ 渗碳深 $>0.8$ ；
- ◆ 表面粗糙度：Ra $<0.4\mu$ ；

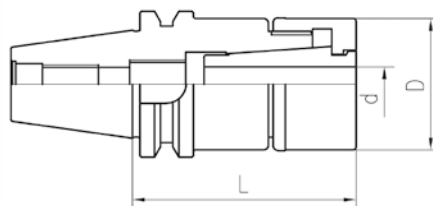
#### Comprehensive characteristic of CSK high speed chuck:

- ◆ Material: 20CrMnTi or JIS-SCM415;
- ◆ Hardness:  $58 \pm 2$ HRC;
- ◆ Carbon depth $>0.8$ ;
- ◆ Roughness: Ra $<0.4\mu$ ;



## 高速CSK夹持系统 CSK HIGH SPEED COLLET SERIES

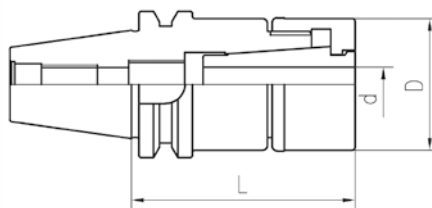
### CD0201-01 ST-GSK刀柄 ST-GSK CHUCK



标准动平衡 Precision dynamic balancing  
 G2.5 30000rpm

订货号 Order No.	型号 Model No.	d	D	L	筒夹collet	螺帽nut	扳手 spanner	KGS
CD020101.1506045	S15T-GSK06-45	1-6	19.5	45	CSK06	GSK06	GH19	0.1
CD020101.2006045	S20T-GSK06-45	1-6	19.5	45	CSK06	GSK06	GH19	0.13
CD020101.2010045	S20T-GSK10-45	1-10	27.1	45	CSK10	GSK10	GH27	0.17
CD020101.2010060	S20T-GSK10-60	1-10	27.1	60	CSK10	GSK10	GH27	0.23
CD020101.2013045	S20T-GSK13-45	2-13	33	45	CSK13	GSK13	GH33	0.17
CD020101.2013060	S20T-GSK13-60	2-13	33	60	CSK13	GSK13	GH33	0.25
CD020101.2016060	S20T-GSK16-60	2-16	40	60	CSK16	GSK16	GH40	0.3

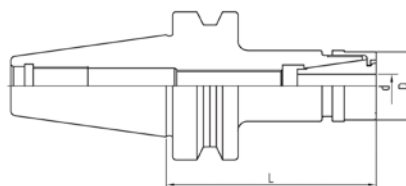
### CD0201-02 ISO-GSK刀柄 ISO-GSK CHUCK



标准动平衡 Precision dynamic balancing  
 G2.5 40000rpm

订货号 Order No.	型号 Model No.	d	D	L	筒夹collet	螺帽nut	扳手 spanner	KGS
CD020102.2006045	ISO20-GSK06-45	1-6	19.5	45	CSK06	GSK06	GH19	0.14
CD020102.2010045	ISO20-GSK10-45	1-10	27.1	45	CSK10	GSK10	GH27	0.18
CD020102.2010060	ISO20-GSK10-60	1-10	27.1	60	CSK10	GSK10	GH27	0.24
CD020102.2513045	ISO25-GSK13-45	2-13	33	45	CSK13	GSK13	GH33	0.18

### CD0201-03 NBT30-GSK 高速无键槽刀柄 NBT30-GSK HIGH SPEED COLLET CHUCK WITHOUT KEYWAY

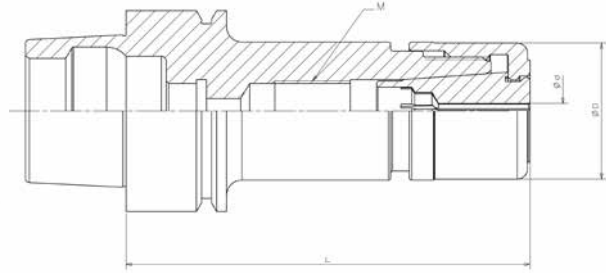


标准动平衡 Precision dynamic balancing  
 G2.5 30000rpm

订货号 Order No.	型号 Model No.	d	D	L	筒夹collet	螺帽nut	扳手 spanner	KGS
CD020103.3006060	NBT30-GSK06-60	1-6	19.5	60	CSK06	GSK06	GH19	0.42
CD020103.3010060	NBT30-GSK10-60	1-10	27.1	60	CSK10	GSK10	GH27	0.47
CD020103.3013060	NBT30-GSK13-60	2-13	33	60	CSK13	GSK13	GH33	0.48
CD020103.3016060	NBT30-GSK16-60	2-16	40	60	CSK16	GSK16	GH40	0.5

## 高速CSK夹持系统 CSK HIGH SPEED COLLET SERIES

### CD0201-04 HSKE/F-GSK 高转速精密筒夹刀柄 HIGH SPEED COLLET CHUCK

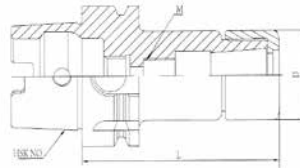


标准动平衡 Precision dynamic balancing  
G2.5 30000rpm

订货号 Order No.	型号 Model No.	夹持范围 CAPACITY	L	D	M	筒夹 COLLET	螺帽 NUT	扳手 WRENCH	KGS
CD020104.3206060	HSK32E-GSK06-60	1-6	60	19.5	-	CSK06	GSK06	GH19	0.17
CD020104.3210060	HSK32E-GSK10-60	1-10	60	27.1	M12X1	CSK10	GSK10	GH27	0.21
CD020104.4006060	HSK40E-GSK06-60	1-6	60	19.5	-	CSK06	GSK06	GH19	0.25
CD020104.4006070	HSK40E-GSK06-70	1-6	75	19.5	-	CSK06	GSK06	GH19	0.27
CD020104.4010060	HSK40E-GSK10-60	1-10	60	27.1	M12X1	CSK10	GSK10	GH27	0.28
CD020104.4010070	HSK40E-GSK10-70	1-10	75	27.1	M12X1	CSK10	GSK10	GH27	0.33
CD020104.4013060	HSK40E-GSK13-60	2-13	6	33	M16X1.5	CSK10	GSK10	GH33	0.3
CD020104.4013075	HSK40E-GSK13-75	2-13	75	33	M16 × 1.5	CSK13	GSK13	GH33	0.36
CD020104.4016075	HSK40E-GSK16-75	2-16	75	40	M18 × 1.5	CSK16	GSK16	GH40	0.39
CD020104.4016070	HSK40E-GSK16-70	2-16	70	40	M18X1.5	CSK16	GSK16	GH40	0.37
CD020104.5006060	HSK50E-GSK06-60	1-6	60	19.5	-	CSK06	GSK06	GH19	0.44
CD020104.5006075	HSK50E-GSK06-75	1-6	75	19.5	-	CSK06	GSK06	GH19	0.47
CD020104.5006090	HSK50E-GSK06-90	1-6	90	19.5	-	CSK06	GSK06	GH19	0.51
CD020104.5010060	HSK50E-GSK10-60	1-10	60	27.1	M12X1	CSK10	GSK10	GH27	0.47
CD020104.5010075	HSK50E-GSK10-75	1-10	75	27.1	M12X1	CSK10	GSK10	GH27	0.52
CD020104.5010090	HSK50E-GSK10-90	1-10	90	27.1	M12X1	CSK10	GSK10	GH27	0.58
CD020104.5013060	HSK50E-GSK13-60	2-13	60	33	M16X1.5	CSK13	GSK13	GH33	0.49
CD020104.5013075	HSK50E-GSK13-75	2-13	75	33	M16 × 1.5	CSK13	GSK13	GH33	0.57
CD020104.5013090	HSK50E-GSK13-90	2-13	90	33	M16 × 1.5	CSK13	GSK13	GH33	0.66
CD020104.5016075	HSK50E-GSK16-75	2-16	75	40	M18 × 1.5	CSK16	GSK16	GH40	0.61
CD020104.5016090	HSK50E-GSK16-90	2-16	90	40	M18 × 1.5	CSK16	GSK16	GH40	0.76
CD0201104.6310101	HSK63E-GSK10-100	1-10	100	27.1	M12X1	CSK10	GSK10	GH27	0.91
CD201104.6313071	HSK63E-GSK13-70	2-13	70	33	M16 × 1.5	CSK13	GSK13	GH33	0.81
CD201104.6316101	HSK63E-GSK16-100	2-16	100	40	M18 × 1.5	CSK16	GSK16	GH40	1.12
CD201104.6310075	HSK63F-GSK10-75	1-10	75	27.1	M12X1	CSK10	GSK10	GH27	0.76
CD020104.6310100	HSK63F-GSK10-100	1-10	100	27.1	M12X1	CSK10	GSK10	GH27	0.82
CD020104.6313070	HSK63F-GSK13-70	2-13	70	33	M16 × 1.5	CSK13	GSK13	GH33	0.78
CD020104.6316100	HSK63F-GSK16-100	2-16	100	40	M18 × 1.5	CSK16	GSK16	GH40	1.09

## 高速CSK夹持系统 CSK HIGH SPEED COLLET SERIES

### CD0201-05 HSKA-GSK高转速精密筒夹刀 HIGH SPEED COLLET CHUCK



精做动平衡 Precision dynamic balancing  
G2.5 30000rpm

订货号 Order No.	型号 Model No.	夹持范围 CAPACITY	L	D	M	筒夹 COLLET	螺帽 NUT	扳手 WRENCH	KGS
CD020105.3206060	HSK32A-GSK06-60	1-6	60	19.5	M8 × 1	CSK06	GSK06	GH19	0.16
CD020105.3210060	HSK32A-GSK10-60	1-10	60	27.1	M12 × 1	CSK10	GSK10	GH27	0.21
CD020105.5006090	HSK50A-GSK06-90	1-6	90	19.5	M8 × 1	CSK06	GSK06	GH19	0.49
CD020105.5006120	HSK50A-GSK06-120	1-6	120	19.5	M8 × 1	CSK06	GSK06	GH19	0.55
CD020105.5010090	HSK50A-GSK10-90	1-10	90	27.1	M12 × 1	CSK10	GSK10	GH27	0.58
CD020105.5010120	HSK50A-GSK10-120	1-10	120	27.1	M12 × 1	CSK10	GSK10	GH27	0.72
CD020105.5013070	HSK50A-GSK13-70	2-13	70	33	M16 × 1.5	CSK13	GSK13	GH33	0.52
CD020105.5013105	HSK50A-GSK13-105	2-13	105	33	M16 × 1.5	CSK13	GSK13	GH33	0.74
CD020105.5016090	HSK50A-GSK16-90	2-16	90	40	M18 × 1.5	CSK16	GSK16	GH40	0.75
CD020105.5016120	HSK50A-GSK16-120	2-16	120	40	M18 × 1.5	CSK16	GSK16	GH40	1.03
CD020105.5020090	HSK50A-GSK20-90	3-20	90	48	M22 × 1.5	CSK20	GSK20	GH48	0.82
CD020105.5020120	HSK50A-GSK20-120	3-20	120	48	M22 × 1.5	CSK20	GSK20	GH48	1.18
CD020105.5025090	HSK50A-GSK25-90	4-25	90	55	M28 × 1.5	CSK25	GSK25	GH55	0.83
CD020105.5025120	HSK50A-GSK25-120	4-25	120	55	M28 × 1.5	CSK25	GSK25	GH55	1.38
CD020105.6306080	HSK63A-GSK06-80	1-6	80	19.5	M8 × 1	CSK06	GSK06	GH19	0.71
CD020105.6306100	HSK63A-GSK06-100	1-6	100	19.5	M8 × 1	CSK06	GSK06	GH19	0.75
CD020105.6306120	HSK63A-GSK06-120	1-6	120	19.5	M8X1	CSK06	GSK06	GH19	0.79
CD020105.6310060	HSK63A-GSK10-60	1-10	60	27.1	M12 × 1	CSK10	GSK10	GH27	0.69
CD020105.6310080	HSK63A-GSK10-80	1-10	80	27.1	M12 × 1	CSK10	GSK10	GH27	0.77
CD020105.6310100	HSK63A-GSK10-100	1-10	100	27.1	M12 × 1	CSK10	GSK10	GH27	0.99
CD020105.6310120	HSK63A-GSK10-120	1-10	120	27.1	M12 × 1	CSK10	GSK10	GH27	1.07
CD020105.6310135	HSK63A-GSK10-135	1-10	135	27.1	M12 × 1	CSK10	GSK10	GH27	1.01
CD020105.6313090	HSK63A-GSK13-90	2-13	90	33	M16 × 1.5	CSK13	GSK13	GH33	0.9
CD020105.6313120	HSK63A-GSK13-120	2-13	120	33	M16 × 1.5	CSK13	GSK13	GH33	1.08
CD020105.6316080	HSK63A-GSK16-80	2-16	80	40	M18 × 1.5	CSK16	GSK16	GH40	0.85
CD020105.6316100	HSK63A-GSK16-100	2-16	100	40	M18 × 1.5	CSK16	GSK16	GH40	1.03
CD020105.6316120	HSK63A-GSK16-120	2-16	120	40	M18 × 1.5	CSK16	GSK16	GH40	1.21
CD020105.6320100	HSK63A-GSK20-100	3-20	100	48	M22 × 1.5	CSK20	GSK20	GH48	1.13
CD020105.6320120	HSK63A-GSK20-120	3-20	120	48	M22 × 1.5	CSK20	GSK20	GH48	1.45
CD020105.6325100	HSK63A-GSK25-100	4-25	100	55	M28 × 1.5	CSK25	GSK25	GH55	1.25
CD020105.6325120	HSK63A-GSK25-120	4-25	120	55	M28 × 1.5	CSK25	GSK25	GH55	1.74
CD020105.1006120	HSK100A-GSK06-120	1-6	19.5	120	M8X1	CSK6	GSK06	GH19.5	2.17
CD020105.1010120	HSK100A-GSK10-120	1-10	27.1	120	M12X1	CSK10	GSK10	GH27	2.27
CD020105.1010135	HSK100A-GSK10-135	1-10	27.1	135	M12X1	CSK10	GSK10	GH27	2.33
CD020105.1010165	HSK100A-GSK10-165	1-10	27.1	165	M12X1	CSK10	GSK10	GH27	2.45
CD020105.1010250	HSK100A-GSK10-250	1-10	27.1	250	M12X1	CSK10	GSK10	GH27	2.78
CD020105.1010350	HSK100A-GSK10-350	1-10	27.1	350	M12X1	CSK10	GSK10	GH27	3.17
CD020105.1013135	HSK100A-GSK13-135	2-13	33	135	M16X1.5	CSK13	GSK13	GH33	2.46
CD020105.1013250	HSK100A-GSK13-250	2-13	33	250	M16X1.5	CSK13	GSK13	GH33	3.13
CD020105.1013350	HSK100A-GSK13-350	2-13	33	350	M16X1.5	CSK13	GSK13	GH33	3.71
CD020105.1016120	HSK100A-GSK16-120	2-16	40	120	M18X1.5	CSK16	GSK16	GH40	2.54
CD020105.1016160	HSK100A-GSK16-160	2-16	40	160	M18X1.5	CSK16	GSK16	GH40	2.9
CD020105.1016250	HSK100A-GSK16-250	2-16	40	250	M18X1.5	CSK16	GSK16	GH40	3.71
CD020105.1016350	HSK100A-GSK16-350	2-16	40	350	M18X1.5	CSK16	GSK16	GH40	4.61



## 高速CSK夹持系统 CSK HIGH SPEED COLLET SERIES

### CD0201-06 CBBT-GSK高转速精密筒夹刀柄 CBBT GSK HIGH SPEED COLLET CHUCK

订货号 Order No.	型号 Model No.	D	L	D1	Collets	Spanner	FIG	KGS
CD020106.3006060	CBBT30-GSK6-60	1-6	60	19.5	CSK6	GH19	A	0.7
CD020106.3006090	CBBT30-GSK6-90		90				A	0.7
CD020106.3006120	CBBT30-GSK6-120	1-10	120	27.1	CSK10	GH27	B	0.8
CD020106.3010045	CBBT30-GSK10-45		45				A	0.8
CD020106.3010060	CBBT30-GSK10-60	1-10	60	27.1	CSK10	GH27	A	0.9
CD020106.3010075	CBBT30-GSK10-75		75				A	1.0
CD020106.3010090	CBBT30-GSK10-90		90				A	1.0
CD020106.3010120	CBBT30-GSK10-120	2-13	120	33	CSK13	GH33	A	1.1
CD020106.3013090	CBBT30-GSK13-90		90				A	1.0
CD020106.3016060	CBBT30-GSK16-60	2-16	60	40	CSK16	GH40	A	1.1
CD020106.3016075	CBBT30-GSK16-75		75				A	1.2
CD020106.3016090	CBBT30-GSK16-90		90				A	1.2
CD020106.3016120	CBBT30-GSK16-120		120				A	1.3
CD020106.3020060	CBBT30-GSK20-60	3-20	60	48	CSK20	GH48	A	0.7
CD020106.3020075	CBBT30-GSK20-75		75				A	0.9
CD020106.3020090	CBBT30-GSK20-90		90				A	1.2
CD020106.3025090	CBBT30-GSK25-90	4-25	90	55	CSK25	GH55	A	1.5
CD020106.4006060	CBBT40-GSK6-60	1-6	60	19.5	CSK6	GH19	A	1.0
CD020106.4006090	CBBT40-GSK6-90		90				A	1.1
CD020106.4006120	CBBT40-GSK6-120		120				B	1.4
CD020106.4006150	CBBT40-GSK6-150	1-10	150	27.1	CSK10	GH27	B	1.5
CD020106.4010060	CBBT40-GSK10-60		60				A	1.1
CD020106.4010075	CBBT40-GSK10-75		75				A	1.2
CD020106.4010090	CBBT40-GSK10-90		90				A	1.2
CD020106.4012120	CBBT40-GSK10-120	2-13	120	33	CSK13	GH33	B	1.4
CD020106.4010150	CBBT40-GSK10-150		150				B	1.6
CD020106.4010180	CBBT40-GSK10-180		180				B	1.6
CD020106.4013090	CBBT40-GSK13-90	2-16	90	40	CSK16	GH40	A	1.4
CD020106.4013150	CBBT40-GSK13-150		150				A	1.5
CD020106.4016060	CBBT40-GSK16-60	3-20	60	48	CSK20	GH48	A	1.3
CD020106.4016075	CBBT40-GSK16-75		75				A	1.4
CD020106.4016090	CBBT40-GSK16-90		90				A	1.5
CD020106.4016120	CBBT40-GSK16-120		120				A	1.7
CD020106.4016150	CBBT40-GSK16-150	4-25	150	55	CSK25	GH55	A	1.9
CD020106.4016180	CBBT40-GSK16-180		180				A	2.0
CD020106.4020060	CBBT40-GSK20-60		60				A	1.3
CD020106.4020075	CBBT40-GSK20-75	4-25	75	55	CSK25	GH55	A	1.4
CD020106.4020090	CBBT40-GSK20-90		90				A	1.6
CD020106.4020120	CBBT40-GSK20-120		120				A	2.0
CD020106.4025075	CBBT40-GSK25-75	4-25	75	55	CSK25	GH55	A	1.7
CD020106.4025090	CBBT40-GSK25-90		90				A	1.8
CD020106.4025120	CBBT40-GSK25-120	1-6	120	19.5	CSK6	GH19	A	2.0
CD020106.5006105	CBBT50-GSK6-105		105				A	3.8
CD020106.5006135	CBBT50-GSK6-135	1-6	135	19.5	CSK6	GH19	B	3.9
CD020106.5006165	CBBT50-GSK6-165		165				B	4.0
CD020106.5006200	CBBT50-GSK6-200		200				B	4.2
CD020106.5010105	CBBT50-GSK10-105	1-10	105	27.1	CSK10	GH27	A	4.2
CD020106.5010135	CBBT50-GSK10-135		135				A	4.4
CD020106.5010165	CBBT50-GSK10-165		165				B	4.6
CD020106.5010200	CBBT50-GSK10-200	2-13	200	33	CSK13	GH33	B	4.8
CD020106.5010225	CBBT50-GSK10-225		225				B	5.0
CD020106.5013105	CBBT50-GSK13-105	2-13	105	33	CSK13	GH33	A	5.0
CD020106.5013165	CBBT50-GSK13-165		165				B	5.3
CD020106.5016105	CBBT50-GSK16-105	2-16	105	40	CSK16	GH40	A	4.7
CD020106.5016135	CBBT50-GSK16-135		135				A	4.9
CD020106.5016165	CBBT50-GSK16-165		165				B	5.1
CD020106.5016200	CBBT50-GSK16-200	3-20	200	48	CSK20	GH48	B	5.5
CD020106.5020105	CBBT50-GSK20-105		105				A	4.3
CD020106.5020135	CBBT50-GSK20-135	3-20	135	48	CSK20	GH48	A	4.6
CD020106.5020165	CBBT50-GSK20-165		165				A	5.0
CD020106.5020200	CBBT50-GSK20-200		200				A	5.4
CD020106.5025105	CBBT50-GSK25-105	4-25	105	55	CSK25	GH55	A	5.2
CD020106.5025135	CBBT50-GSK25-135		135				A	5.4
CD020106.5025165	CBBT50-GSK25-165		165				A	5.6
CD020106.5025225	CBBT50-GSK25-225	225	A	6.0				



FIG A

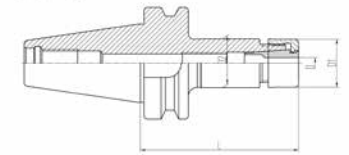
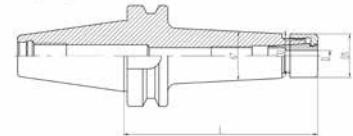


FIG B



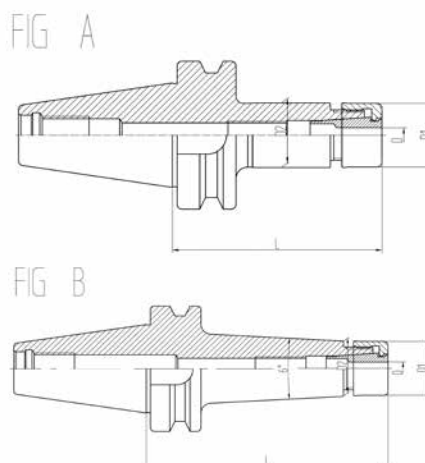
- ◎ 锥度等级: ≤AT3
- ◎ 基本材质: 20CrMnTi/JIS-SCM415
- ◎ 硬度: 56-60HRC
- ◎ 渗碳深度: >0.8mm
- ◎ 刀柄精做动平衡  
G2.5 30000rpm
- ◎ Precision taper: ≤AT3
- ◎ Material: 20CrMnTi/JIS-SCM415
- ◎ Hardness: 56-60HRC
- ◎ Carbon Depth: >0.8mm
- ◎ Shank dynamic balance standard:  
G2.5 30000rpm



## 高速CSK夹持系统 CSK HIGH SPEED COLLET SERIES

### CD0201-07 BT-GSK高转速精密筒夹刀柄 BT-GSK HIGH SPEED COLLET CHUCK

- |   |   |
|---|---|
| <ul style="list-style-type: none"> <li>◎锥度等级: ≤AT3</li> <li>◎基本材质: 20CrMnTi/JIS-SCM415</li> <li>◎硬度: 56-60HRC</li> <li>◎渗碳深度: &gt;0.8mm</li> <li>◎刀柄精做动平衡G2.5 30000rpm</li> </ul> | <ul style="list-style-type: none"> <li>◎Precision taper: ≤AT3</li> <li>◎Material: 20CrMnTi/JIS-SCM415</li> <li>◎Hardness: 56-60HRC</li> <li>◎Carbon Depth: &gt;0.8mm</li> <li>◎Shank dynamic balance standard: G2.5 30000rpm</li> </ul> |
|---|---|



订货号 Order No.	型号 Model No.	D	L	D1	Collet	Spanner	FIG	KGS
CD020107.3006060	BT30-GSK6-60	1-6	60	19.5	CSK6	GH19	A	0.7
CD020107.3006090	BT30-GSK6-90		90				A	0.7
CD020107.3006120	BT30-GSK6-120		120				B	0.8
CD020107.3006165	BT30-GSK6-165		165	B		0.7		
CD020107.3010045	BT30-GSK10-45	1-10	45	27.1	CSK10	GH27	A	0.8
CD020107.3010060	BT30-GSK10-60		60				A	0.9
CD020107.3010075	BT30-GSK10-75		75				A	1.0
CD020107.3010090	BT30-GSK10-90		90				A	1.0
CD020107.3010120	BT30-GSK10-120	120	A	1.1				
CD020107.3013060	BT30-GSK13-60	2-13	60	33	CSK13	GH33	A	1.0
CD020107.3013090	BT30-GSK13-90		90				A	1.1
CD020107.3013120	BT30-GSK13-120		120				B	1.2
CD020107.3016060	BT30-GSK16-60	2-16	60	40	CSK16	GH40	A	1.1
CD020107.3016075	BT30-GSK16-75		75				A	1.2
CD020107.3016090	BT30-GSK16-90		90				A	1.2
CD020107.3016120	BT30-GSK16-120		120				A	1.3
CD020107.3020060	BT30-GSK20-60	3-20	60	48	CSK20	GH48	A	0.7
CD020107.3020070	BT30-GSK20-70		70				A	0.9
CD020107.3020090	BT30-GSK20-90		90				A	1.2
CD020107.3025070	BT30-GSK25-70	4-25	70	55	CSK25	GH55	A	1.4
CD020107.3025090	BT30-GSK25-90		90				A	1.5
CD020107.4006060	BT40-GSK6-60		1-6				60	19.5
CD020107.4006090	BT40-GSK6-90	90		A	1.1			
CD020107.4006120	BT40-GSK6-120	120		B	1.4			
CD020107.4006150	BT40-GSK6-150	150		B	1.5			
CD020107.4010060	BT40-GSK10-60	1-10	60	27.1	CSK10	GH27	A	1.1
CD020107.4010075	BT40-GSK10-75		75				A	1.2
CD020107.4010090	BT40-GSK10-90		90				A	1.2
CD020107.4010100	BT40-GSK10-100		100				A	1.3
CD020107.4010120	BT40-GSK10-120		120				B	1.4
CD020107.4010150	BT40-GSK10-150		150				B	1.6
CD020107.4010180	BT40-GSK10-180	180	B	1.6				
CD020107.4013060	BT40-GSK13-60	2-13	60	33	CSK13	GH33	A	1.3
CD020107.4013090	BT40-GSK13-90		90				A	1.4
CD020107.4013120	BT40-GSK13-120		120				B	1.5
CD020107.4016060	BT40-GSK16-60	2-16	60	40	CSK16	GH40	A	1.3
CD020107.4016075	BT40-GSK16-75		75				A	1.4
CD020107.4016090	BT40-GSK16-90		90				A	1.5

## 高速CSK夹持系统 CSK HIGH SPEED COLLET SERIES

### CD0201-07 BT- GSK高转速精密筒夹刀柄 BT- GSK HIGH SPEED COLLET CHUCK

- ◎锥度等级: ≤AT3
- ◎基本材质: 20CrMnTi/JIS-SCM415
- ◎硬度: 56-60HRC
- ◎渗碳深度: >0.8mm
- ◎刀柄精做动平衡G2.5 30000rpm

- ◎Precision taper: ≤AT3
- ◎Material: 20CrMnTi/JIS-SCM415
- ◎Hardness: 56-60HRC
- ◎Carbon Depth: >0.8mm
- ◎Balancing Grade: G2.5 30000rpm



FIG A

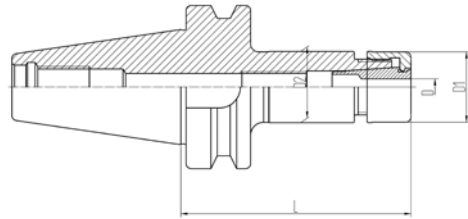
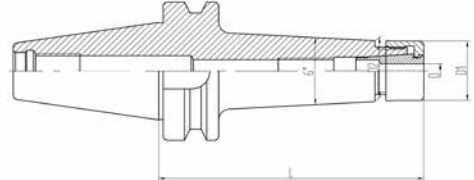


FIG B



订货号 Order No.	型号 Model No.	D	L	D1	Collet	Spanner	FIG	KGS
CD020107.4016100	BT40-GSK16-100	2-16	100	40	CSK16	GH40	A	1.5
CD020107.4016120	BT40-GSK16-120		120					1.7
CD020107.4016150	BT40-GSK16-150		150					1.9
CD020107.4016180	BT40-GSK16-180		180					2.0
CD020107.4020060	BT40-GSK20-60	3-20	60	48	CSK20	GH48	A	1.3
CD020107.4020075	BT40-GSK20-75		75					1.4
CD020107.4020090	BT40-GSK20-90		90					1.6
CD020107.4020120	BT40-GSK20-120		120					2.0
CD020107.4025075	BT40-GSK25-75	4-25	75	55	CSK25	GH55	A	1.7
CD020107.4025090	BT40-GSK25-90		90					1.8
CD020107.4025120	BT40-GSK25-120		120					2.0
CD020107.5006105	BT50-GSK6-105	1~6	105	19.5	CSK6	GH19	A	3.8
CD020107.5006135	BT50-GSK6-135		135					3.9
CD020107.5006165	BT50-GSK6-165		165					4.0
CD020107.5006200	BT50-GSK6-200		200					4.2
CD020107.5010105	BT50-GSK10-105	1~10	105	27.1	CSK10	GH27	A	4.2
CD020107.5010120	BT50-GSK10-120		120					4.3
CD020107.5010135	BT50-GSK10-135		135					4.4
CD020107.5010165	BT50-GSK10-165		165				4.6	
CD020107.5010200	BT50-GSK10-200		200				4.8	
CD020107.5010225	BT50-GSK10-225		225				5.0	
CD020107.5013060	BT50-GSK13-60	2-13	60	33	CSK13	GH33	A	3.5
CD020107.5013090	BT50-GSK13-90		90					3.9
CD020107.5013120	BT50-GSK13-120		120					4.2
CD020107.5013135	BT50-GSK13-135		135				4.3	
CD020107.5013165	BT50-GSK13-165		165				4.5	
CD020107.5016105	BT50-GSK16-105	2-16	105	40	CSK16	GH40	A	4.7
CD020107.5016135	BT50-GSK16-135		135					4.9
CD020107.5016165	BT50-GSK16-165		165				5.1	
CD020107.5016200	BT50-GSK16-200		200				5.5	
CD020107.5020105	BT50-GSK20-105	3-20	105	48	CSK20	GH48	A	4.3
CD020107.5020135	BT50-GSK20-135		135					4.6
CD020107.5020165	BT50-GSK20-165		165					5.0
CD020107.5020200	BT50-GSK20-200		200					5.4
CD020107.5025105	BT50-GSK25-105	4-25	105	55	CSK25	GH55	A	5.2
CD020107.5025135	BT50-GSK25-135		135					5.4
CD020107.5025165	BT50-GSK25-165		165					5.6
CD020107.5025225	BT50-GSK25-225		225					6.0

**高速CSK夹持系统 CSK HIGH SPEED COLLET SERIES**
**CD0201-08 BT- CSK高转速精密筒夹刀柄  
 BT- CSK HIGH SPEED COLLET CHUCK**

- |                            |  |
|----------------------------|--|
| ◎锥度等级: ≤AT3                | ◎Precision taper: ≤AT3                         |
| ◎基本材质: 20CrMnTi/JIS-SCM415 | ◎Material: 20CrMnTi/JIS-SCM415                 |
| ◎硬度: 56-60HRC              | ◎Hardness: 56-60HRC                            |
| ◎渗碳深度: >0.8mm              | ◎Carbon Depth: >0.8mm                          |
| ◎刀柄精做动平衡G2.5 30000rpm      | ◎Shank dynamic balance standard: G2.5 30000rpm |



FIG A

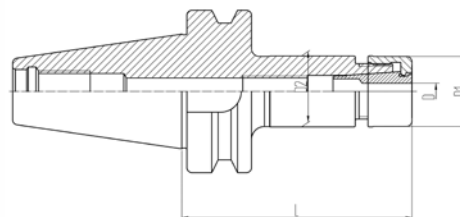
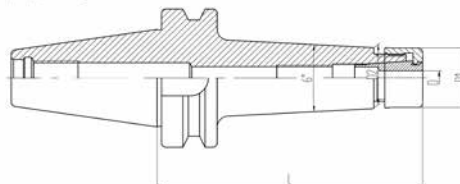


FIG B



订货号 Order No.	型号 Model No.	D	L	D1	Collet	Spanner	FIG	KGS
CD020108.3006060	BT30-CSK6-60	1~6	60	20	CSK6	TSK6	A	0.7
CD020108.3006090	BT30-CSK6-90		90				A	0.7
CD020108.3006120	BT30-CSK6-120		120				B	0.8
CD020108.3010045	BT30-CSK10-45	1~10	45	27.5	CSK10	TSK10	A	0.8
CD020108.3010060	BT30-CSK10-60		60				A	0.9
CD020108.3010075	BT30-CSK10-75		75				A	1.0
CD020108.3010090	BT30-CSK10-90		90				A	1.0
CD020108.3010120	BT30-CSK10-120		120				A	1.1
CD020108.3013060	BT30-CSK13-60	2~13	60	37	CSK13	TSK13	A	1.1
CD020108.3013090	BT30-CSK13-90		60				A	1.1
CD020108.3013120	BT30-CSK13-120		60				A	1.1
CD020108.3016060	BT30-CSK16-60	2~16	60	40	CSK16	TSK16	A	1.1
CD020108.3016075	BT30-CSK16-75		75				A	1.2
CD020108.3016090	BT30-CSK16-90		90				A	1.2
CD020108.3016120	BT30-CSK16-120		120				A	1.3
CD020108.3020060	BT30-CSK20-60		3~20				60	48
CD020108.3020075	BT30-CSK20-75	75		A	0.9			
CD020108.3020090	BT30-CSK20-90	90		A	1.2			
CD020108.3025090	BT30-CSK25-90	4~25	90	55	CSK25	TSK25	A	1.5
CD020108.4006060	BT40-CSK6-60	1~6	60	20	CSK6	TSK6	A	1.0
CD020108.4006090	BT40-CSK6-90		90				A	1.1
CD020108.4006120	BT40-CSK6-120		120				B	1.4
CD020108.4006150	BT40-CSK6-150		150				B	1.5
CD020108.4010060	BT40-CSK10-60	1~10	60	27.5	CSK10	TSK10	A	1.1
CD020108.4010075	BT40-CSK10-75		75				A	1.2
CD020108.4010090	BT40-CSK10-90		90				A	1.2
CD020108.4010120	BT40-CSK10-120		120				B	1.4
CD020108.4010150	BT40-CSK10-150		150				B	1.6
CD020108.4010180	BT40-CSK10-180		180				B	1.6
CD020108.4013060	BT40-CSK13-60	2~13	60	37	CSK13	TSK13	A	1.3
CD020108.4013090	BT40-CSK13-90		90				A	1.5
CD020108.4013120	BT40-CSK13-120		60				A	1.1
CD020108.4016060	BT40-CSK16-60	2~16	60	40	CSK16	TSK16	A	1.3
CD020108.4016075	BT40-CSK16-75		75				A	1.4
CD020108.4016090	BT40-CSK16-90		90				A	1.5
CD020108.4016120	BT40-CSK16-120		120				A	1.7
CD020108.4016150	BT40-CSK16-150		150				A	1.9
CD020108.4016180	BT40-CSK16-180		180				A	2.0

## 高速CSK夹持系统 CSK HIGH SPEED COLLET SERIES

### CD0201-08 BT- CSK高转速精密筒夹刀柄 BT- CSK HIGH SPEED COLLET CHUCK

- ◎ 锥度等级:  $\leq$ AT3
- ◎ 基本材质: 20CrMnTi/JIS-SCM415
- ◎ 硬度: 56-60HRC
- ◎ 渗碳深度:  $>$ 0.8mm
- ◎ 精做动平衡: BT40: G2.5 30000rpm  
BT50: G2.5-20000rpm

- ◎ Precision taper:  $\leq$ AT3
- ◎ Material: 20CrMnTi/JIS-SCM415
- ◎ Hardness: 56-60HRC
- ◎ Carbon Depth:  $>$ 0.8mm
- ◎ Shank dynamic balance standard: BT40:G2.5 20000rpm  
BT50:G2.5 20000rpm



FIG A

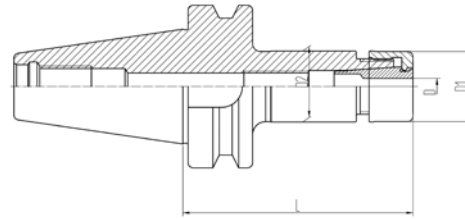
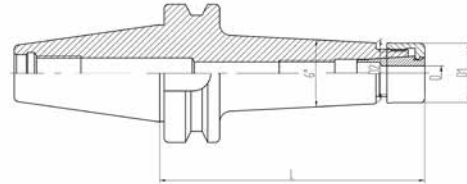


FIG B



订货号 Order No.	型号 Model No.	D	L	D1	Collet	Spanner	FIG	KGS
CD020108.4020060	BT40-CSK20-60	3~20	60	48	CSK20	TSK20	A	1.3
CD020108.4020075	BT40-CSK20-75		75				A	1.4
CD020108.4020090	BT40-CSK20-90		90				A	1.6
CD020108.4020120	BT40-CSK20-120		120				A	2.0
CD020108.4025075	BT40-CSK25-75	4~25	75	55	CSK25	TSK25	A	1.7
CD020108.4025090	BT40-CSK25-90		90				A	1.8
CD020108.4025120	BT40-CSK25-120		120				A	2.0
CD020108.5006105	BT50-CSK6-105	1~6	105	20	CSK6	TSK6	A	3.8
CD020108.5006135	BT50-CSK6-135		135				B	3.9
CD020108.5006165	BT50-CSK6-165		165				B	4.0
CD020108.5006200	BT50-CSK6-200		200				B	4.2
CD020108.5010105	BT50-CSK10-105	1~10	105	27.5	CSK10	TSK10	A	4.2
CD020108.5010135	BT50-CSK10-135		135				A	4.4
CD020108.5010165	BT50-CSK10-165		165				B	4.6
CD020108.5010200	BT50-CSK10-200		200				B	4.8
CD020108.5010225	BT50-CSK10-225		225				B	5.0
CD020108.5013105	BT50-CSK13-105	2~13	105	37	CSK13	TSK13	A	1.1
CD020108.5013135	BT50-CSK13-135		135				A	1.1
CD020108.5013165	BT50-CSK13-165		165				A	1.1
CD020108.5013200	BT50-CSK13-200		200				A	1.1
CD020108.5013225	BT50-CSK13-225		225				A	1.1
CD020108.5016105	BT50-CSK16-105	2~16	105	40	CSK16	TSK16	A	4.7
CD020108.5016135	BT50-CSK16-135		135				A	4.9
CD020108.5016165	BT50-CSK16-165		165				B	5.1
CD020108.5016200	BT50-CSK16-200		200				B	5.5
CD020108.5016225	BT50-CSK16-225		225				A	1.1
CD020108.5020105	BT50-CSK20-105	3~20	105	48	CSK20	TSK20	A	4.3
CD020108.5020135	BT50-CSK20-135		135				A	4.6
CD020108.5020165	BT50-CSK20-165		165				A	5.0
CD020108.5020200	BT50-CSK20-200		200				A	5.4
CD020108.5020225	BT50-CSK20-225		225				A	5.73
CD020108.5025105	BT50-CSK25-105	4~25	105	55	CSK25	TSK25	A	5.2
CD020108.5025135	BT50-CSK25-135		135				A	5.4
CD020108.5025165	BT50-CSK25-165		165				A	5.6
CD020108.5025200	BT50-CSK25-200		200				A	5.8
CD020108.5025225	BT50-CSK25-225		225				A	6.0



## 高速CSK夹持系统 CSK HIGH SPEED COLLET SERIES

### CD0201-09 SK/DIN69871) – GSK高速精密筒夹刀柄 SK(DIN69871) – GSK HIGH SPEED COLLET CHUCK

订货号 Order No.	型号 Model No.	D	L	D1	Collet	Spanner	FIG	KGS
CD020109.3006060	SK30-GSK6-60		60				A	0.7
CD020109.3006090	SK30-GSK6-90	1~6	90	19.5	CSK6	GH19	A	0.7
CD020109.3006120	SK30-GSK6-120		120				B	0.8
CD020109.3010045	SK30-GSK10-45		45				A	0.8
CD020109.3010060	SK30-GSK10-60		60				A	0.9
CD020109.3010075	SK30-GSK10-75	1~10	75	27.1	CSK10	GH27	A	1.0
CD020109.3010090	SK30-GSK10-90		90				A	1.0
CD020109.3010120	SK30-GSK10-120		120				A	1.1
CD020109.3013090	SK30-GSK13-90	2~13	90	33	CSK13	GH33	A	1.1
CD020109.3016060	SK30-GSK16-60		60				A	1.1
CD020109.3016075	SK30-GSK16-75	2~16	75	40	CSK16	GH40	A	1.2
CD020109.3016090	SK30-GSK16-90		90				A	1.2
CD020109.3016120	SK30-GSK16-120		120				A	1.3
CD020109.3020060	SK30-GSK20-60		60				A	0.7
CD020109.3020075	SK30-GSK20-75	3~20	75	48	CSK20	GH48	A	0.9
CD020109.3020090	SK30-GSK20-90		90				A	1.2
CD020109.3025090	SK30-GSK25-90	4~25	90	55	CSK25	GH55	A	1.5
CD020109.4006060	SK40-GSK6-60		60				A	1.0
CD020109.4006090	SK40-GSK6-90	1~6	90	19.5	CSK6	GH19	A	1.1
CD020109.4006120	SK40-GSK6-120		120				B	1.4
CD020109.4006150	SK40-GSK6-150		150				B	1.5
CD020109.4010060	SK40-GSK10-60		60				A	1.1
CD020109.4010075	SK40-GSK10-75		75				A	1.2
CD020109.4010090	SK40-GSK10-90	1~10	90	27.1	CSK10	GH27	A	1.2
CD020109.4010120	SK40-GSK10-120		120				B	1.4
CD020109.4010150	SK40-GSK10-150		150				B	1.6
CD020109.4010180	SK40-GSK10-180		180				B	1.6
CD020109.4013090	SK40-GSK13-90	2~13	90	33	CSK13	GH33	A	1.4
CD020109.4016060	SK40-GSK16-60		60				A	1.3
CD020109.4016075	SK40-GSK16-75	2~16	75	40	CSK16	GH40	A	1.4
CD020109.4016090	SK40-GSK16-90		90				A	1.5
CD020109.4016120	SK40-GSK16-120		120				A	1.7
CD020109.4016150	SK40-GSK16-150		150				A	1.9
CD020109.4016180	SK40-GSK16-180		180				A	2.0
CD020109.4020060	SK40-GSK20-60		60				A	1.3
CD020109.4020075	SK40-GSK20-75	3~20	75	48	CSK20	GH48	A	1.4
CD020109.4020090	SK40-GSK20-90		90				A	1.6
CD020109.4020120	SK40-GSK20-120		120				A	2.0
CD020109.4025075	SK40-GSK25-75		75				A	1.7
CD020109.4025090	SK40-GSK25-90	4~25	90	55	CSK25	GH55	A	1.8
CD020109.4025120	SK40-GSK25-120		120				A	2.0
CD020109.5006105	SK50-GSK6-105		105				A	3.8
CD020109.5006135	SK50-GSK6-135	1~6	135	19.5	CSK6	GH19	B	3.9
CD020109.5006165	SK50-GSK6-165		165				B	4.0
CD020109.5006200	SK50-GSK6-200		200				B	4.2
CD020109.5010105	SK50-GSK10-105		105				A	4.2
CD020109.5010135	SK50-GSK10-135	1~10	135	27.1	CSK10	GH27	A	4.4
CD020109.5010165	SK50-GSK10-165		165				B	4.6
CD020109.5010200	SK50-GSK10-200		200				B	4.8
CD020109.5010225	SK50-GSK10-225		225				B	5.0
CD020109.5013135	SK50-GSK13-135	2~13	135	33	CSK13	GH33	B	5.0
CD020109.5016105	SK50-GSK16-105		105				A	4.7
CD020109.5016135	SK50-GSK16-135	2~16	135	40	CSK16	GH40	A	4.9
CD020109.5016165	SK50-GSK16-165		165				B	5.1
CD020109.5016200	SK50-GSK16-200		200				B	5.5
CD020109.5020105	SK50-GSK20-105		105				A	4.3
CD020109.5020135	SK50-GSK20-135	3~20	135	48	CSK20	GH48	A	4.6
CD020109.5020165	SK50-GSK20-165		165				A	5.0
CD020109.5020200	SK50-GSK20-200		200				A	5.4
CD020109.5025105	SK50-GSK25-105		105				A	5.2
CD020109.5025135	SK50-GSK25-135	4~25	135	55	CSK25	GH55	A	5.4
CD020109.5025165	SK50-GSK25-165		165				A	5.6
CD020109.5025225	SK50-GSK25-225		225				A	6.0



FIG A

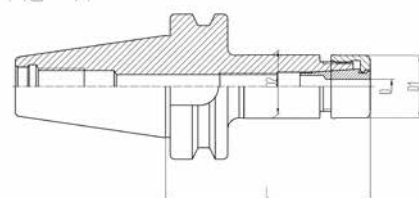
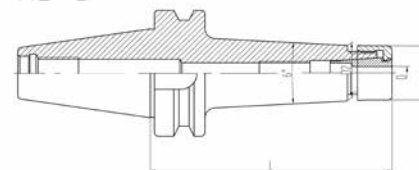


FIG B



- ◎ 锥度等级: ≤AT3
- ◎ 基本材质: 20CrMnTi/JIS-SCM415
- ◎ 硬度: 56-60HRC
- ◎ 渗碳深度: >0.8mm
- ◎ 刀柄精做动平衡  
G2.5 - 2000rpm/
- ◎ Precision taper: ≤AT3
- ◎ Material: 20CrMnTi/JIS-SCM415
- ◎ Hardness: 56-60HRC
- ◎ Carbon Depth: >0.8mm
- ◎ Balancing Grade:  
G2.5 -2000rpm



## 高速CSK夹持系统 CSK HIGH SPEED COLLET SERIES

### CD0201-10 CAT(ANSI B5.50) –GSK高转速精密筒夹刀柄 CAT(ANSI B5.50) – GSK HIGH SPEED COLLET CHUCK

订货号 Order No.	型号 Model No.	D	L	D1	Collet	Spanner	FIG	KGS	
CD020110.3006060	CAT30-GSK6-60		60				A	0.7	
CD020110.3006090	CAT30-GSK6-90	1~6	90	19.5	CSK6	GH19	A	0.7	
CD020110.3006120	CAT30-GSK6-120		120				B	0.8	
CD020110.3010045	CAT30-GSK10-45		45				A	0.8	
CD020110.3010060	CAT30-GSK10-60		60				A	0.9	
CD020110.3010075	CAT30-GSK10-75	1~10	75	27.1	CSK10	GH27	A	1.0	
CD020110.3010090	CAT30-GSK10-90		90				A	1.0	
CD020110.3010120	CAT30-GSK10-120		120				A	1.1	
CD020110.3016060	CAT30-GSK16-60		60				A	1.1	
CD020110.3016075	CAT30-GSK16-75	2~16	75	40	CSK16	GH40	A	1.2	
CD020110.3016090	CAT30-GSK16-90		90				A	1.2	
CD020110.3016120	CAT30-GSK16-120		120				A	1.3	
CD020110.3020060	CAT30-GSK20-60		60				A	0.7	
CD020110.3020075	CAT30-GSK20-75	3~20	75	48	CSK20	GH48	A	0.9	
CD020110.3020090	CAT30-GSK20-90		90				A	1.2	
CD020110.3025090	CAT30-GSK25-90	4~25	90	55	CSK25		GH55	A	1.5
CD020110.4006060	CAT40-GSK6-60		60					A	1.0
CD020110.4006090	CAT40-GSK6-90	1~6	90	19.5	CSK6	GH19		A	1.1
CD020110.4006120	CAT40-GSK6-120		120				B	1.4	
CD020110.4006150	CAT40-GSK6-150		150				B	1.5	
CD020110.4010060	CAT40-GSK10-60		60				A	1.1	
CD020110.4010075	CAT40-GSK10-75		75				A	1.2	
CD020110.4010090	CAT40-GSK10-90	1~10	90	27.1	CSK10	GH27	A	1.2	
CD020110.4010120	CAT40-GSK10-120		120				B	1.4	
CD020110.4010150	CAT40-GSK10-150		150				B	1.6	
CD020110.4010180	CAT40-GSK10-180		180			B	1.6		
CD020110.4013090	CAT40-GSK13-90	2~13	90	33	CSK13	GH33	A	1.6	
CD020110.4013120	CAT40-GSK13-120		120				A	1.6	
CD020110.4016060	CAT40-GSK16-60		60					A	1.3
CD020110.4016075	CAT40-GSK16-75	2~16	75	40	CSK16	GH40	A	1.4	
CD020110.4016090	CAT40-GSK16-90		90				A	1.5	
CD020110.4016120	CAT40-GSK16-120		120				A	1.7	
CD020110.4016150	CAT40-GSK16-150		150			A	1.9		
CD020110.4016180	CAT40-GSK16-180		180			A	2.0		
CD020110.4020060	CAT40-GSK20-60		60				A	1.3	
CD020110.4020075	CAT40-GSK20-75	3~20	75	48	CSK20	GH48	A	1.4	
CD020110.4020090	CAT40-GSK20-90		90				A	1.6	
CD020110.4020120	CAT40-GSK20-120		120				A	2.0	
CD020110.4025075	CAT40-GSK25-75	4~25	75	55	CSK25	GH55	A	1.7	
CD020110.4025090	CAT40-GSK25-90		90				A	1.8	
CD020110.4025120	CAT40-GSK25-120		120				A	2.0	
CD020110.5006105	CAT50-GSK6-105		105				A	3.8	
CD020110.5006135	CAT50-GSK6-135	1~6	135	19.5	CSK6	GH19	B	3.9	
CD020110.5006165	CAT50-GSK6-165		165				B	4.0	
CD020110.5006200	CAT50-GSK6-200		200				B	4.2	
CD020110.5010105	CAT50-GSK10-105		105				A	4.2	
CD020110.5010135	CAT50-GSK10-135		135				A	4.4	
CD020110.5010165	CAT50-GSK10-165	1~10	165	27.1	CSK10	GH27	B	4.6	
CD020110.5010200	CAT50-GSK10-200		200				B	4.8	
CD020110.5010225	CAT50-GSK10-225		225				B	5.0	
CD020110.5016105	CAT50-GSK16-105		105				A	4.7	
CD020110.5016135	CAT50-GSK16-135	2~16	135	40	CSK16	GH40	A	4.9	
CD020110.5016165	CAT50-GSK16-165		165				B	5.1	
CD020110.5016200	CAT50-GSK16-200		200				B	5.5	
CD020110.5020105	CAT50-GSK20-105		105				A	4.3	
CD020110.5020135	CAT50-GSK20-135	3~20	135	48	CSK20	GH48	A	4.6	
CD020110.5020165	CAT50-GSK20-165		165				A	5.0	
CD020110.5020200	CAT50-GSK20-200		200				A	5.4	
CD020110.5025105	CAT50-GSK25-105		105				A	5.2	
CD020110.5025135	CAT50-GSK25-135	4~25	135	55	CSK25	GH55	A	5.4	
CD020110.5025165	CAT50-GSK25-165		165				A	5.6	
CD020110.5025225	CAT50-GSK25-225		225				A	6.0	



FIG A

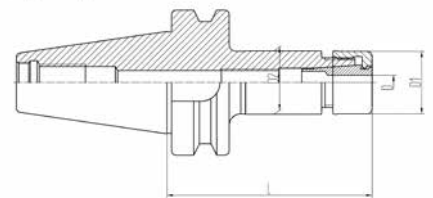
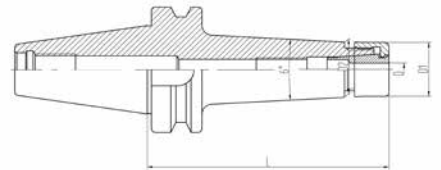


FIG B



- ◎ 锥度等级: ≤AT3
- ◎ 基本材质: 20CrMnTi/JIS-SCM415
- ◎ 硬度: 56-60HRC
- ◎ 渗碳深度: >0.8mm
- ◎ 刀柄精做动平衡  
G2.5 2000rpm

- ◎ Precision taper: ≤AT3
- ◎ Material: 20CrMnTi/JIS-SCM415
- ◎ Hardness: 56-60HRC
- ◎ Carbon Depth: >0.8mm
- ◎ Balancing Grade:  
G2.5 2000rpm

**高速CSK夹持系统 CSK HIGH SPEED COLLET SERIES**
**CD0201-11 SK/DIN69871) – CSK高转速精密筒夹刀柄  
 SK/DIN69871) – CSK HIGH SPEED COLLET CHUCK**

订货号 Order No.	型号 Model No.	D	L	D1	Collet	Spanner	FIG	KGS
CD020111.3006060	SK30-CSK6-60	1~6	60	19.5	CSK6	TSK6	A	0.7
CD020111.3006090	SK30-CSK6-90		90				A	0.7
CD020111.3006120	SK30-CSK6-120		120				B	0.8
CD020111.3010045	SK30-CSK10-45	1~10	45	27.5	CSK10	TSK10	A	0.8
CD020111.3010060	SK30-CSK10-60		60				A	0.9
CD020111.3010075	SK30-CSK10-75		75				A	1.0
CD020111.3010090	SK30-CSK10-90	90	A	1.0				
CD020111.3010120	SK30-CSK10-120	120	A	1.1				
CD020111.3013060	SK30-CSK13-60	2~13	60	37	CSK13	TSK13	A	1.1
CD020111.3013090	SK30-CSK13-90		90				A	1.3
CD020111.3013120	SK30-CSK13-120		120				A	1.5
CD020111.3016060	SK30-CSK16-60	2~16	60	40	CSK16	TSK16	A	1.1
CD020111.3016075	SK30-CSK16-75		75				A	1.2
CD020111.3016090	SK30-CSK16-90		90				A	1.2
CD020111.3016120	SK30-CSK16-120	120	A	1.3				
CD020111.3020060	SK30-CSK20-60	3~20	60	48	CSK20	TSK20	A	0.7
CD020111.3020075	SK30-CSK20-75		75				A	0.9
CD020111.3020090	SK30-CSK20-90		90				A	1.2
CD020111.3025090	SK30-CSK25-90	4~25	90	55	CSK25	TSK25	A	1.5
CD020111.4006060	SK40-CSK6-60	1~6	60	20	CSK6	TSK6	A	1.0
CD020111.4006090	SK40-CSK6-90		90				A	1.1
CD020111.4006120	SK40-CSK6-120		120				B	1.4
CD020111.4006150	SK40-CSK6-150	150	B	1.5				
CD020111.4010060	SK40-CSK10-60	1~10	60	27.5	CSK10	TSK10	A	1.1
CD020111.4010075	SK40-CSK10-75		75				A	1.2
CD020111.4010090	SK40-CSK10-90		90				A	1.2
CD020111.4010120	SK40-CSK10-120	120	B	1.4				
CD020111.4010150	SK40-CSK10-150	150	B	1.6				
CD020111.4010180	SK40-CSK10-180	180	B	1.6				
CD020111.4013060	SK40-CSK13-60	2~13	60	37	CSK13	TSK13	A	1.3
CD020111.4013090	SK40-CSK13-90		90				A	1.5
CD020111.4016060	SK40-CSK16-60		60				A	1.3
CD020111.4016075	SK40-CSK16-75	2~16	75	40	CSK16	TSK16	A	1.4
CD020111.4016090	SK40-CSK16-90		90				A	1.5
CD020111.4016120	SK40-CSK16-120		120				A	1.7
CD020111.4016150	SK40-CSK16-150	150	A	1.9				
CD020111.4016180	SK40-CSK16-180	180	A	2.0				
CD020111.4020060	SK40-CSK20-60	3~20	60	48	CSK20	TSK20	A	1.3
CD020111.4020075	SK40-CSK20-75		75				A	1.4
CD020111.4020090	SK40-CSK20-90		90				A	1.6
CD020111.4020120	SK40-CSK20-120	120	A	2.0				
CD020111.4025075	SK40-CSK25-75	4~25	75	55	CSK25	TSK25	A	1.7
CD020111.4025090	SK40-CSK25-90		90				A	1.8
CD020111.4025120	SK40-CSK25-120		120				A	2.0
CD020111.5006105	SK50-CSK6-105	1~6	105	20	CSK6	TSK6	A	3.8
CD020111.5006135	SK50-CSK6-135		135				B	3.9
CD020111.5006165	SK50-CSK6-165		165				B	4.0
CD020111.5006200	SK50-CSK6-200	200	B	4.2				
CD020111.5010105	SK50-CSK10-105	1~10	105	27.5	CSK10	TSK10	A	4.2
CD020111.5010135	SK50-CSK10-135		135				A	4.4
CD020111.5010165	SK50-CSK10-165		165				B	4.6
CD020111.5010200	SK50-CSK10-200	200	B	4.8				
CD020111.5010225	SK50-CSK10-225	225	B	5.0				
CD020111.5016105	SK50-CSK16-105	2~16	105	40	CSK16	TSK16	A	4.7
CD020111.5016135	SK50-CSK16-135		135				A	4.9
CD020111.5016165	SK50-CSK16-165		165				B	5.1
CD020111.5016200	SK50-CSK16-200	200	B	5.5				
CD020111.5020105	SK50-CSK20-105	3~20	105	48	CSK20	TSK20	A	4.3
CD020111.5020135	SK50-CSK20-135		135				A	4.6
CD020111.5020165	SK50-CSK20-165		165				A	5.0
CD020111.5020200	SK50-CSK20-200	200	A	5.4				
CD020111.5025105	SK50-CSK25-105	4~25	105	55	CSK25	TSK25	A	5.2
CD020111.5025135	SK50-CSK25-135		135				A	5.4
CD020111.5025165	SK50-CSK25-165		165				A	5.6
CD020111.5025225	SK50-CSK25-225	225	A	6.0				



FIG A

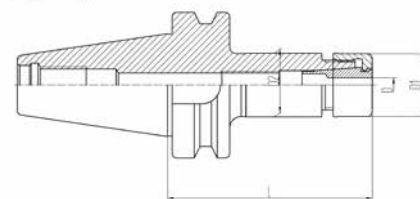
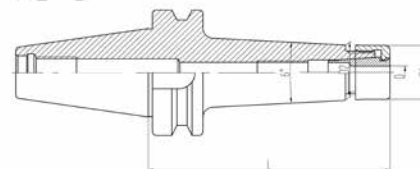


FIG B



- ◎ 锥度等级: ≤AT3
- ◎ 基本材质: 20CrMnTi/JIS-SCM415
- ◎ 硬度: 56-60HRC
- ◎ 渗碳深度: >0.8mm
- ◎ 刀柄精做动平衡G2.5 20000rpm
- ◎ Precision taper: ≤AT3
- ◎ Material: 20CrMnTi/JIS-SCM415
- ◎ Hardness: 56-60HRC
- ◎ Carbon Depth: >0.8mm
- ◎ Shank dynamic balance standard: G2.5 20000rpm

## 高速CSK夹持系统 CSK HIGH SPEED COLLET SERIES

### CD0201-12 CAT(ANSI B5.50)- CSK高转速精密筒夹刀柄 CAT(ANSI B5.50)- CSK HIGH SPEED COLLET CHUCK

订货号 Order No.r	型号 Model No.	D	L	D1	Collet	Spanner	FIG	KGS
CD020112.3006060	CAT30-CSK6-60	1~6	60	20	CSK6	TSK6	A	0.7
CD020112.3006090	CAT30-CSK6-90		90				A	0.7
CD020112.3006120	CAT30-CSK6-120		120				B	0.8
CD020112.3010045	CAT30-CSK10-45	1~10	45	27.5	CSK10	TSK10	A	0.8
CD020112.3010060	CAT30-CSK10-60		60				A	0.9
CD020112.3010075	CAT30-CSK10-75		75				A	1.0
CD020112.3010090	CAT30-CSK10-90		90				A	1.0
CD020112.3010120	CAT30-CSK10-120	120	A	1.1				
CD020112.3013060	CAT30-CSK13-60	2~13	60	37	CSK13	TSK13	A	1.1
CD020112.3013090	CAT30-CSK13-90		90				A	1.3
CD020112.3013120	CAT30-CSK13-120		120				A	1.5
CD020112.3016060	CAT30-CSK16-60	2~16	60	40	CSK16	TSK16	A	1.1
CD020112.3016075	CAT30-CSK16-75		75				A	1.2
CD020112.3016090	CAT30-CSK16-90		90				A	1.2
CD020112.3016120	CAT30-CSK16-120		120				A	1.3
CD020112.3020060	CAT30-CSK20-60	3~20	60	48	CSK20	TSK20	A	0.7
CD020112.3020075	CAT30-CSK20-75		75				A	0.9
CD020112.3020090	CAT30-CSK20-90		90				A	1.2
CD020112.3025090	CAT30-CSK25-90	4~25	90	55	CSK25	TSK25	A	1.5
CD020112.4006060	CAT40-CSK6-60	1~6	60	20	CSK6	TSK6	A	1.0
CD020112.4006090	CAT40-CSK6-90		90				A	1.1
CD020112.4006120	CAT40-CSK6-120		120				B	1.4
CD020112.4006150	CAT40-CSK6-150		150				B	1.5
CD020112.4010060	CAT40-CSK10-60	1~10	60	27.5	CSK10	TSK10	A	1.1
CD020112.4010075	CAT40-CSK10-75		75				A	1.2
CD020112.4010090	CAT40-CSK10-90		90				A	1.2
CD020112.4010120	CAT40-CSK10-120		120				B	1.4
CD020112.4010150	CAT40-CSK10-150		150				B	1.6
CD020112.4010180	CAT40-CSK10-180	180	B	1.6				
CD020112.4013060	CAT40-CSK13-60	2~13	60	37	CSK13	TSK13	A	1.3
CD020112.4013090	CAT40-CSK13-90		90				A	1.5
CD020112.4016060	CAT40-CSK16-60	2~16	60	40	CSK16	TSK16	A	1.3
CD020112.4016075	CAT40-CSK16-75		75				A	1.4
CD020112.4016090	CAT40-CSK16-90		90				A	1.5
CD020112.4016120	CAT40-CSK16-120		120				A	1.7
CD020112.4016150	CAT40-CSK16-150		150				A	1.9
CD020112.4016180	CAT40-CSK16-180	180	A	2.0				
CD020112.4020060	CAT40-CSK20-60	3~20	60	48	CSK20	TSK20	A	1.3
CD020112.4020075	CAT40-CSK20-75		75				A	1.4
CD020112.4020090	CAT40-CSK20-90		90				A	1.6
CD020112.4020120	CAT40-CSK20-120	120	A	2.0				
CD020112.4025075	CAT40-CSK25-75	4~25	75	55	CSK25	TSK25	A	1.7
CD020112.4025090	CAT40-CSK25-90		90				A	1.8
CD020112.4025120	CAT40-CSK25-120		120				A	2.0
CD020112.5006105	CAT50-CSK6-105		1~6				105	19.5
CD020112.5006135	CAT50-CSK6-135	135		B	3.9			
CD020112.5006165	CAT50-CSK6-165	165		B	4.0			
CD020112.5006200	CAT50-CSK6-200	200		B	4.2			
CD020112.5010105	CAT50-CSK10-105	1~10	105	27.5	CSK10	TSK10	A	4.2
CD020112.5010135	CAT50-CSK10-135		135				A	4.4
CD020112.5010165	CAT50-CSK10-165		165				B	4.6
CD020112.5010200	CAT50-CSK10-200		200				B	4.8
CD020112.5010225	CAT50-CSK10-225		225				B	5.0
CD020112.5016105	CAT50-CSK16-105	2~16	105	40	CSK16	TSK16	A	4.7
CD020112.5016135	CAT50-CSK16-135		135				A	4.9
CD020112.5016165	CAT50-CSK16-165		165				B	5.1
CD020112.5016200	CAT50-CSK16-200	200	B	5.5				
CD020112.5020105	CAT50-CSK20-105	3~20	105	48	CSK20	TSK20	A	4.3
CD020112.5020135	CAT50-CSK20-135		135				A	4.6
CD020112.5020165	CAT50-CSK20-165		165				A	5.0
CD020112.5020200	CAT50-CSK20-200		200				A	5.4
CD020112.5025105	CAT50-CSK25-105	4~25	105	55	CSK25	TSK25	A	5.2
CD020112.5025135	CAT50-CSK25-135		135				A	5.4
CD020112.5025165	CAT50-CSK25-165		165				A	5.6
CD020112.5025225	CAT50-CSK25-225		225				A	6.0



FIG A

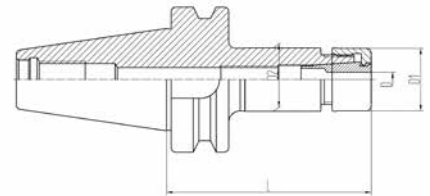
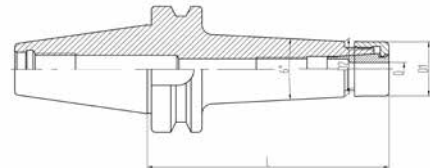


FIG B



- ◎锥度等级: ≤AT3
- ◎基本材质: 20CrMnTi/JIS-SCM415
- ◎硬度: 56-60HRC
- ◎渗碳深度: >0.8mm
- ◎刀柄精做动平衡G2.5 20000rpm

- ◎Precision taper: ≤AT3
- ◎Material: 20CrMnTi/JIS-SCM415
- ◎Hardness: 56-60HRC
- ◎Carbon Depth: >0.8mm
- ◎Shank dynamic balance standard: G2.5 20000rpm

## 高速CSK夹持系统 CSK HIGH SPEED COLLET SERIES

精度  $3\ \mu/5\ \mu$   
 Integrated precision  
 $3\ \mu/5\ \mu$



### 高速CSK筒夹综合特点

- ◎ 材质: JIS-SUJ2;
- ◎ 硬度: 46-50HRC;
- ◎ 筒夹锥前面的凸台设计, 工作中不易进入粉尘、切屑, 延长了使用寿命;
- ◎ 内孔、外圆及端面精密研磨, 可达Ra0.4;
- ◎ 表面“环保”特殊涂层处理, 提高表面硬度、耐磨性, 提高清洁度, 精度更稳定, 表面更光滑, 防锈、防腐蚀效果更好, 手感更舒适, 外型更美观;
- ◎ 筒夹 $8^\circ$ 的锥角设计, 更具有夹持力, 提高抗震性能。

### Comprehensive features of CSK High speed collet

- ◎ Material: JIS-SUJ2;
- ◎ Hardness: HRC46-50;
- ◎ The design of the convex platform in front of the collet can prevent dust and chip getting into the collet when processing, prolong the tool's life;
- ◎ End and the cylindrical are grinding for many times, can reach Ra0.4, has a mirror effect;
- ◎ Surface "environmental protection", special coating surface treatment, improve the hardness and endurance of the surface, cleanliness better, accuracy stable, surface more smooth, antirust, feel comfortable, appearance nice;
- ◎ The design of  $8^\circ$  collet, more clamping force, to improve seismic performance.

## 》》》 精/湛/的/加/工/工/艺 Superb machining technology

### \*深冷处理

- 1、 $-196^\circ\text{C}$ 超长深冷处理, 使接近全部的残余奥氏体转变为马氏体;
- 2、析出的纳米级碳化物颗粒, 增加硬度和韧性;
- 3、减少残余应力;
- 4、耐磨性显著提高。

### \*Cryogenic treatment

1.  $-196^\circ\text{C}$  long cryogenic, nearly all of the residual austenite into martensite;
2. Carbide precipitation of Nanoscale particles, increasing the hardness and toughness;
3. Reducing residual stresses;
4. Wear resistance significantly improved.

### \*时效处理

\*超长定型热时效去除残余内应力。

### \* Thermal aging processing

Removal of residual internal stress by super-long heat aging.



深冷处理 (Cryogenic treatment)



时效处理 (Thermal aging processing)



高速CSK夹持系统 CSK HIGH SPEED COLLET SERIES

CD0202-01 CSK高速筒夹 CSK HIGH SPEED COLLET

精度3u/5u  
Integrated precision  
3u/5u

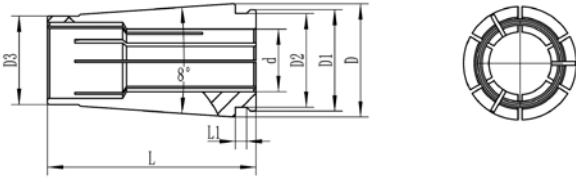


CSK高精度3u/5u夹头表面涂层处理外观特点:

- 防锈蚀
- 提高表面硬度、耐磨性
- 清洁度更好, 精度稳定
- 表面更光滑, 手感舒适, 外观更漂亮

CSK collets feature:

- Antirust
- Improve the hardness and endurance of the surface
- Cleaness better, Accuracy stable
- Surface more smooth, Feel comfortable, Appearance nice



型号 Model No.	d	D	D1	D2	D3	L	L1	KGS
CSK06	<3	10.25	8.6	7.6	7.5	25	2.2	0.005
	3-6	10.4	8.9					
CSK10	<3	15.3	13	11.9	12	30.5	2.4	0.02
	3-10	15.46	13.4					
CSK13	3-13	19.97	17.05	15.1	15.5	39	2.4	0.04
CSK16	2-16	24.54	20.75	19	18.8	45	2.5	0.08
CSK20	3-20	29.1	24.95	23	22.6	54	2.9	0.14
CSK25	4-25	35.7	30.2	28.5	28.9	57	3	0.24

- 材质: JIS-SUJ2
- 硬度: 46-50HRC
- 筒夹8° 锥角设计, 具有更强的夹持力, 稳定的夹持力度
- Material :JIS-SUJ2
- Hardness:46-50HRC
- The design of 8° collet, more clamping force, to improve seismic performance.

CSK06			CSK10			CSK13		
订货号 Order No.	型号 Model No.	范围 Range	订货号 Order No.	型号 Model No.	范围 Range	订货号 Order No.	型号 Model No.	范围 Range
CD020201.06010	CSK06-1	1-0.75	CD020201.10010	CSK10-1	1-0.75	CD020201.13020	CSK13-2	2-1.75
CD020201.06015	CSK06-1.5	1.5-1.25	CD020201.10015	CSK10-1.5	1.5-1.25	CD020201.13025	CSK13-2.5	2.5-2.25
CD020201.06020	CSK06-2	2-1.75	CD020201.10020	CSK10-2	2-1.75	CD020201.13030	CSK13-3	3-2.75
CD020201.06025	CSK06-2.5	2.5-2.25	CD020201.10025	CSK10-2.5	2.5-2.25	CD020201.13035	CSK13-3.5	3.5-3
CD020201.06030	CSK06-3	3-2.75	CD020201.10030	CSK10-3	3-2.75	CD020201.13040	CSK13-4	4-3.5
CD020201.06035	CSK06-3.5	3.5-3	CD020201.10032	CSK10-3.175	3.175-2.7	CD020201.13045	CSK13-4.5	4.5-4
CD020201.06040	CSK06-4	4-3.5	CD020201.10035	CSK10-3.5	3.5-3	CD020201.13050	CSK13-5	5-4.5
CD020201.06045	CSK06-4.5	4.5-4	CD020201.10040	CSK10-4	4-3.5	CD020201.13055	CSK13-5.5	5.5-5
CD020201.06050	CSK06-5	5-4.5	CD020201.10045	CSK10-4.5	4.5-4	CD020201.13060	CSK13-6	6-5.5
CD020201.06055	CSK06-5.5	5.5-5	CD020201.10050	CSK10-5	5-4.5	CD020201.13065	CSK13-6.5	6.5-6
CD020201.06060	CSK06-6	6-5.5	CD020201.10055	CSK10-5.5	5.5-5	CD020201.13070	CSK13-7	7-6.5
			CD020201.10060	CSK10-6	6-5.5	CD020201.13075	CSK13-7.5	7.5-7
			CD020201.10065	CSK10-6.5	6.5-6	CD020201.13080	CSK13-8	8-7.5
			CD020201.10070	CSK10-7	7-6.5	CD020201.13085	CSK13-8.5	8.5-8
			CD020201.10075	CSK10-7.5	7.5-7	CD020201.13090	CSK13-9	9-8.5
			CD020201.10080	CSK10-8	8-7.5	CD020201.13095	CSK13-9.5	9.5-9
			CD020201.10085	CSK10-8.5	8.5-8	CD020201.13100	CSK13-10	10-9.5
			CD020201.10090	CSK10-9	9-8.5	CD020201.13105	CSK13-10.5	10.5-10
			CD020201.10095	CSK10-9.5	9.5-9	CD020201.13110	CSK13-11	11-10.5
			CD020201.10100	CSK10-10	10-9.5	CD020201.13115	CSK13-11.5	11.5-11
						CD020201.13120	CSK13-12	12-11.5
						CD020201.13125	CSK13-12.5	12.5-12
						CD020201.13130	CSK13-13	13-12.5



**高速CSK夹持系统 CSK HIGH SPEED COLLET SERIES**
**》》 CD0202-01 CSK高速筒夹 CSK HIGH SPEED COLLET**

CSK16			CSK20			CSK25		
订货号 Order No.	型号 Model No.	范围 Range	订货号 Order No.	型号 Model No.	范围 Range	订货号 Order No.	型号 Model No.	范围 Range
CD020201.16020	CSK16-2	2-1.75	CD020201.20030	CSK20-3	3-2.5	CD020201.25040	CSK25-4	4-3.5
CD020201.16025	CSK16-2.5	2.5-2.25	CD020201.20035	CSK20-3.5	3.5-3	CD020201.25060	CSK25-6	6-6.5
CD020201.16030	CSK16-3	3-2.75	CD020201.20040	CSK20-4	4-3.5	CD020201.25080	CSK25-8	8-7.5
CD020201.16032	CSK16-3.175	3.175-2.7	CD020201.20045	CSK20-4.5	4.5-4	CD020201.25100	CSK25-10	10.-9.5
CD020201.16035	CSK16-3.5	3.5-3	CD020201.20050	CSK20-5	5-4.5	CD020201.25120	CSK25-12	12-11.5
CD020201.16040	CSK16-4	4-3.5	CD020201.20055	CSK20-5.5	5.5-5	CD020201.25140	CSK25-14	14-13.5
CD020201.16045	CSK16-4.5	4.5-4	CD020201.20060	CSK20-6	6-5.5	CD020201.25160	CSK25-16	16-15.5
CD020201.16050	CSK16-5	5-4.5	CD020201.20065	CSK20-6.5	6.5-6	CD020201.25165	CSK25-16.5	16.5-16
CD020201.16055	CSK16-5.5	5.5-5	CD020201.20070	CSK20-7	7-6.5	CD020201.25170	CSK25-17	17-16.5
CD020201.16060	CSK16-6	6-5.5	CD020201.20075	CSK20-7.5	7.5-7	CD020201.25175	CSK25-17.5	17.5-17
CD020201.16065	CSK16-6.5	6.5-6	CD020201.20080	CSK20-8	8-7.5	CD020201.25180	CSK25-18	18-17.5
CD020201.16070	CSK16-7	7-6.5	CD020201.20085	CSK20-8.5	8.5-8	CD020201.25185	CSK25-18.5	18.5-18
CD020201.16075	CSK16-7.5	7.5-7	CD020201.20090	CSK20-9	9-8.5	CD020201.25190	CSK25-19	19-18.5
CD020201.16080	CSK16-8	8-7.5	CD020201.20095	CSK20-9.5	9.5-9	CD020201.25195	CSK25-19.5	19.5-19
CD020201.16085	CSK16-8.5	8.5-8	CD020201.20100	CSK20-10	10-9.5	CD020201.25200	CSK25-20	20-19.5
CD020201.16090	CSK16-9	9-8.5	CD020201.20105	CSK20-10.5	10.5-10	CD020201.25205	CSK25-20.5	20.5-20
CD020201.16095	CSK16-9.5	9.5-9	CD020201.20110	CSK20-11	11-10.5	CD020201.25210	CSK25-21	21-20.5
CD020201.16100	CSK16-10	10-9.5	CD020201.20115	CSK20-11.5	11.5-11	CD020201.25215	CSK25-21.5	21.5-21
CD020201.16105	CSK16-10.5	10.5-10	CD020201.20120	CSK20-12	12-11.5	CD020201.25220	CSK25-22	22-21.5
CD020201.16110	CSK16-11	11-10.5	CD020201.20125	CSK20-12.5	12.5-12	CD020201.25225	CSK25-22.5	22.5-22
CD020201.16115	CSK16-11.5	11.5-11	CD020201.20130	CSK20-13	13-12.5	CD020201.25230	CSK25-23	23-22.5
CD020201.16120	CSK16-12	12-11.5	CD020201.20135	CSK20-13.5	13.5-13	CD020201.25235	CSK25-23.5	23.5-23
CD020201.16125	CSK16-12.5	12.5-12	CD020201.20140	CSK20-14	14-13.5	CD020201.25240	CSK25-24	24-23.5
CD020201.16130	CSK16-13	13-12.5	CD020201.20145	CSK20-14.5	14.5-14	CD020201.25245	CSK25-24.5	24.5-24
CD020201.16135	CSK16-13.5	13.5-13	CD020201.20150	CSK20-15	15-14.5	CD020201.25250	CSK25-25	25-24.5
CD020201.16140	CSK16-14	14-13.5	CD020201.20155	CSK20-15.5	15.5-15	CD020201.25254	CSK25-25.4	25.4-25
CD020201.16145	CSK16-14.5	14.5-14	CD020201.20160	CSK20-16	16-15.5			
CD020201.16150	CSK16-15	15-14.5	CD020201.20165	CSK20-16.5	16.5-16			
CD020201.16155	CSK16-15.5	15.5-15	CD020201.20170	CSK20-17	17-16.5			
CD020201.16160	CSK16-16	16-15.5	CD020201.20175	CSK20-17.5	17.5-17			
			CD020201.20180	CSK20-18	18-17.5			
			CD020201.20185	CSK20-18.5	18.5-18			
			CD020201.20190	CSK20-19	19-18.5			
			CD020201.20195	CSK20-19.5	19.5-19			
			CD020201.20200	CSK20-20	20-19.5			

## 高速CSK夹持系统 CSK HIGH SPEED COLLET SERIES

### 》》 CD0202-01 CSK高速筒夹 CSK HIGH SPEED COLLET

CSK06		CSK10		CSK13	
订货号 Order No.	型号 Model No.	订货号 Order No.	型号 Model No.	订货号 Order No.	型号 Model No.
CD020201.06008	CSK06-1/32	CD020201.10008	CSK10-1/32	CD020201.13019	CSK13-5/64
CD020201.06012	CSK06-3/64	CD020201.10012	CSK10-3/64	CD020201.13024	CSK13-3/32
CD020201.06016	CSK06-1/16	CD020201.10016	CSK10-1/16	CD020201.13028	CSK13-7/64
CD020201.06019	CSK06-5/64	CD020201.10019	CSK10-5/64	CD020201.13032	CSK13-1/8
CD020201.06024	CSK06-3/32	CD020201.10024	CSK10-3/32	CD020201.13036	CSK13-9/64
CD020201.06028	CSK06-7/64	CD020201.10028	CSK10-7/64	CD020201.13039	CSK13-5/32
CD020201.06032	CSK06-1/8	CD020201.10032	CSK10-1/8	CD020201.13044	CSK13-11/64
CD020201.06036	CSK06-9/64	CD020201.10036	CSK10-9/64	CD020201.13048	CSK13-3/16
CD020201.06039	CSK06-5/32	CD020201.10039	CSK10-5/32	CD020201.13052	CSK13-13/64
CD020201.06044	CSK06-11/64	CD020201.10044	CSK10-11/64	CD020201.13056	CSK13-7/32
CD020201.06048	CSK06-3/16	CD020201.10048	CSK10-3/16	CD020201.13059	CSK13-15/64
CD020201.06052	CSK06-13/64	CD020201.10052	CSK10-13/64	CD020201.13064	CSK13-1/4
CD020201.06056	CSK06-7/32	CD020201.10056	CSK10-7/32	CD020201.13067	CSK13-17/64
CD020201.06059	CSK06-15/64	CD020201.10059	CSK10-15/64	CD020201.13071	CSK13-9/32
		CD020201.10064	CSK10-1/4	CD020201.13075	CSK13-19/64
		CD020201.10067	CSK10-17/64	CD020201.13079	CSK13-5/16
		CD020201.10071	CSK10-9/32	CD020201.13083	CSK13-21/64
		CD020201.10075	CSK10-19/64	CD020201.13087	CSK13-11/32
		CD020201.10079	CSK10-5/16	CD020201.13091	CSK13-23/64
		CD020201.10083	CSK10-21/64	CD020201.13095	CSK13-3/8
		CD020201.10087	CSK10-11/32	CD020201.13099	CSK13-25/64
		CD020201.10091	CSK10-23/64	CD020201.13103	CSK13-13/32
		CD020201.10095	CSK10-3/8	CD020201.13107	CSK13-27/64
		CD020201.10099	CSK10-25/64	CD020201.13111	CSK13-7/16
				CD020201.13115	CSK13-29/64
				CD020201.13119	CSK13-15/32
				CD020201.13123	CSK13-31/64
				CD020201.13127	CSK13-1/2

注：英制规格可定制。 Inch type can be customized.

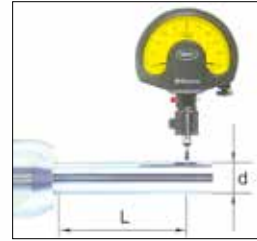
**高速CSK夹持系统 CSK HIGH SPEED COLLET SERIES**
**CD0202-01 CSK高速筒夹 CSK HIGH SPEED COLLET**

CSK16		CSK20		CSK25	
订货号 Order No.	型号 Model No.	订货号 Order No.	型号 Model No.	订货号 Order No.	型号 Model No.
CD020201.16032	CSK16-1/8	CD020201.20039	CSK20-5/32	CD020201.25059	CSK25-15/64
CD020201.16036	CSK16-9/64	CD020201.20044	CSK20-11/64	CD020201.25064	CSK25-1/4
CD020201.16039	CSK16-5/32	CD020201.20048	CSK20-3/16	CD020201.25067	CSK25-17/64
CD020201.16044	CSK16-11/64	CD020201.20052	CSK20-13/64	CD020201.25071	CSK25-9/32
CD020201.16048	CSK16-3/16	CD020201.20056	CSK20-7/32	CD020201.25075	CSK25-19/64
CD020201.16052	CSK16-13/64	CD020201.20059	CSK20-15/64	CD020201.25079	CSK25-5/16
CD020201.16056	CSK16-7/32	CD020201.20064	CSK20-1/4	CD020201.25083	CSK25-21/64
CD020201.16059	CSK16-15/64	CD020201.20067	CSK20-17/64	CD020201.25087	CSK25-11/32
CD020201.16064	CSK16-1/4	CD020201.20071	CSK20-9/32	CD020201.25091	CSK25-23/64
CD020201.16067	CSK16-17/64	CD020201.20075	CSK20-19/64	CD020201.25095	CSK25-3/8
CD020201.16071	CSK16-9/32	CD020201.20079	CSK20-5/16	CD020201.25099	CSK25-25/64
CD020201.16075	CSK16-19/64	CD020201.20083	CSK20-21/64	CD020201.25103	CSK25-13/32
CD020201.16079	CSK16-5/16	CD020201.20087	CSK20-11/32	CD020201.25107	CSK25-27/64
CD020201.16083	CSK16-21/64	CD020201.20091	CSK20-23/64	CD020201.25111	CSK25-7/16
CD020201.16087	CSK16-11/32	CD020201.20095	CSK20-3/8	CD020201.25115	CSK25-29/64
CD020201.16091	CSK16-23/64	CD020201.20099	CSK20-25/64	CD020201.25119	CSK25-15/32
CD020201.16095	CSK16-3/8	CD020201.20103	CSK20-13/32	CD020201.25123	CSK25-31/64
CD020201.16099	CSK16-25/64	CD020201.20107	CSK20-27/64	CD020201.25127	CSK25-1/2
CD020201.16103	CSK16-13/32	CD020201.20111	CSK20-7/16	CD020201.25131	CSK25-33/64
CD020201.16107	CSK16-27/64	CD020201.20115	CSK20-29/64	CD020201.25135	CSK25-17/32
CD020201.16111	CSK16-7/16	CD020201.20119	CSK20-15/32	CD020201.25139	CSK25-35/64
CD020201.16115	CSK16-29/64	CD020201.20123	CSK20-31/64	CD020201.25143	CSK25-9/16
CD020201.16119	CSK16-15/32	CD020201.20127	CSK20-1/2	CD020201.25147	CSK25-37/64
CD020201.16123	CSK16-31/64	CD020201.20131	CSK20-33/64	CD020201.25151	CSK25-19/32
CD020201.16127	CSK16-1/2	CD020201.20135	CSK20-17/32	CD020201.25155	CSK25-39/64
CD020201.16131	CSK16-33/64	CD020201.20139	CSK20-35/64	CD020201.25159	CSK25-5/8
CD020201.16135	CSK16-17/32	CD020201.20143	CSK20-9/16	CD020201.25167	CSK25-21/32
CD020201.16139	CSK16-35/64	CD020201.20147	CSK20-37/64	CD020201.25175	CSK25-11/16
CD020201.16143	CSK16-9/16	CD020201.20151	CSK20-19/32	CD020201.25183	CSK25-23/32
CD020201.16147	CSK16-37/64	CD020201.20155	CSK20-39/64	CD020201.25191	CSK25-3/4
CD020201.16151	CSK16-19/32	CD020201.20159	CSK20-5/8	CD020201.25198	CSK25-25/32
CD020201.16155	CSK16-39/64	CD020201.20167	CSK20-21/32	CD020201.25206	CSK25-13/16
CD020201.16159	CSK16-5/8	CD020201.20175	CSK20-11/16	CD020201.25214	CSK25-27/32
		CD020201.20183	CSK20-23/32	CD020201.25222	CSK25-7/8
		CD020201.20191	CSK20-3/4	CD020201.25231	CSK25-29/32
		CD020201.20198	CSK20-25/32	CD020201.25238	CSK25-15/16
				CD020201.25246	CSK25-31/32

高速CSK夹持系统 CSK HIGH SPEED COLLET SERIES

精度检测: Inspection of Accuracy

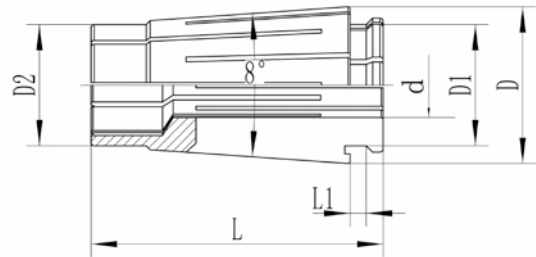
L	筒夹等级 Class	径向跳动精度Run out
4xd	AA级 (AA class)	≤5 μ
	AAA级 (AAA class)	≤3 μ



CD0202-02 CSK/C止水筒夹 (内冷式) CSK/C COLLET(OIL HOLE TYPE)

- ◎ 材质: 进口日本SUJ2;
- ◎ 硬度: 46-50HRC;
- ◎ 筒夹锥前面的凸台设计, 工作中不易进入粉尘、切屑, 延长了使用寿命;
- ◎ 利用沟槽差异, 达到周围止水, 仅中心出水的功能;
- ◎ 适用于夹持有出水孔的刀具
- ◎ 非标准孔可订制

- ◎ Material: JIS-SUJ2
- ◎ Hardness:46-50HRC
- ◎ The design of the convex platform in front of the collet can prevent dust and chip getting into the collet when processing,prolong the tool's life.
- ◎ Utilize the differences in grooves to achieve the function of surrounding water stop and only central coolant through;
- ◎ Suitable for clamping tools with coolant through function.
- ◎ Non-standard holes can be customized.



型号 Model No.	d	D	D1	D2	L	L1	KGS
CSK10C	3-10	15.27	11.8	11.7	30.5	2.4	0.02
CSK13C	4-13	19.7	15.1	15.3	39	2.4	0.04
CSK16C	4-16	24.17	18.7	18.7	45	2.5	0.08
CSK20C	6-20	28.75	23	22.6	54	2.9	0.14
CSK25C	10-25	35.3	28.4	28.5	57	3	0.24

精度检测: Inspection of Accuracy

L	筒夹等级 Class	径向跳动精度Run out
4xd	AA级 (AA class)	≤5 μ
	AAA级 (AAA class)	≤3 μ



## 高速CSK夹持系统 CSK HIGH SPEED COLLET SERIES

### »»» CD0202-02 高精度CSK/C止水筒夹 (内冷式) HIGH ACCURACY CSK/C COLLET(OIL HOLE TYPE)

CSK10C		CSK13C	
订货号 Order No.	型号 Model No.	订货号 Order No.	型号 Model No.
CD020202.10030	CSK10C-3	CD020202.13040	CSK13C-4
CD020202.10035	CSK10C-3.5	CD020202.13045	CSK13C-4.5
CD020202.10040	CSK10C-4	CD020202.13050	CSK13C-5
CD020202.10045	CSK10C-4.5	CD020202.13055	CSK13C-5.5
CD020202.10050	CSK10C-5	CD020202.13060	CSK13C-6
CD020202.10055	CSK10C-5.5	CD020202.13065	CSK13C-6.5
CD020202.10060	CSK10C-6	CD020202.13070	CSK13C-7
CD020202.10065	CSK10C-6.5	CD020202.13075	CSK13C-7.5
CD020202.10070	CSK10C-7	CD020202.13080	CSK13C-8
CD020202.10075	CSK10C-7.5	CD020202.13085	CSK13C-8.5
CD020202.10080	CSK10C-8	CD020202.13090	CSK13C-9
CD020202.10085	CSK10C-8.5	CD020202.13095	CSK13C-9.5
CD020202.10090	CSK10C-9	CD020202.13100	CSK13C-10
CD020202.10095	CSK10C-9.5	CD020202.13105	CSK13C-10.5
CD020202.10100	CSK10C-10	CD020202.13110	CSK13C-11
		CD020202.13115	CSK13C-11.5
		CD020202.13120	CSK13C-12
		CD020202.13125	CSK13C-12.5
		CD020202.13130	CSK13C-13

CSK16C		CSK20C		CSK25C	
订货号 Order No.	型号 Model No.	订货号 Order No.	型号 Model No.	订货号 Order No.	型号 Model No.
CD020202.16040	CSK16C-4	CD020202.20060	CSK20C-6	CD020202.25100	CSK25C-10
CD020202.16045	CSK16C-4.5	CD020202.20065	CSK20C-6.5	CD020202.25105	CSK25C-10.5
CD020202.16050	CSK16C-5	CD020202.20070	CSK20C-7	CD020202.25110	CSK25C-11
CD020202.16055	CSK16C-5.5	CD020202.20075	CSK20C-7.5	CD020202.25115	CSK25C-11.5
CD020202.16060	CSK16C-6	CD020202.20080	CSK20C-8	CD020202.25120	CSK25C-12
CD020202.16065	CSK16C-6.5	CD020202.20085	CSK20C-8.5	CD020202.25125	CSK25C-12.5
CD020202.16070	CSK16C-7	CD020202.20090	CSK20C-9	CD020202.25130	CSK25C-13
CD020202.16075	CSK16C-7.5	CD020202.20095	CSK20C-9.5	CD020202.25135	CSK25C-13.5
CD020202.16080	CSK16C-8	CD020202.20200	CSK20C-10	CD020202.25140	CSK25C-14
CD020202.16085	CSK16C-8.5	CD020202.20205	CSK20C-10.5	CD020202.25145	CSK25C-14.5
CD020202.16090	CSK16C-9	CD020202.20210	CSK20C-11	CD020202.25150	CSK25C-15
CD020202.16095	CSK16C-9.5	CD020202.20215	CSK20C-11.5	CD020202.25155	CSK25C-15.5
CD020202.16100	CSK16C-10	CD020202.20220	CSK20C-12	CD020202.25160	CSK25C-16
CD020202.16105	CSK16C-10.5	CD020202.20225	CSK20C-12.5	CD020202.25165	CSK25C-16.5
CD020202.16110	CSK16C-11	CD020202.20230	CSK20C-13	CD020202.25170	CSK25C-17
CD020202.16115	CSK16C-11.5	CD020202.20235	CSK20C-13.5	CD020202.25175	CSK25C-17.5
CD020202.16120	CSK16C-12	CD020202.20240	CSK20C-14	CD020202.25180	CSK25C-18
CD020202.16125	CSK16C-12.5	CD020202.20245	CSK20C-14.5	CD020202.25185	CSK25C-18.5
CD020202.16130	CSK16C-13	CD020202.20250	CSK20C-15	CD020202.25190	CSK25C-19
CD020202.16135	CSK16C-13.5	CD020202.20255	CSK20C-15.5	CD020202.25195	CSK25C-19.5
CD020202.16140	CSK16C-14	CD020202.20260	CSK20C-16	CD020202.25200	CSK25C-20
CD020202.16145	CSK16C-14.5	CD020202.20265	CSK20C-16.5	CD020202.25205	CSK25C-20.5
CD020202.16150	CSK16C-15	CD020202.20270	CSK20C-17	CD020202.25210	CSK25C-21
CD020202.16155	CSK16C-15.5	CD020202.20275	CSK20C-17.5	CD020202.25215	CSK25C-21.5
CD020202.16160	CSK16C-16	CD020202.20280	CSK20C-18	CD020202.25220	CSK25C-22
		CD020202.20285	CSK20C-18.5	CD020202.25225	CSK25C-22.5
		CD020202.20290	CSK20C-19	CD020202.25230	CSK25C-23
		CD020202.20295	CSK20C-19.5	CD020202.25235	CSK25C-23.5
		CD020202.20200	CSK20C-20	CD020202.25240	CSK25C-24
				CD020202.25245	CSK25C-24.5
				CD020202.25250	CSK25C-25



## 高速CSK夹持系统 CSK HIGH SPEED COLLET SERIES

### CD0203-01 CSK螺帽 CSK NUT

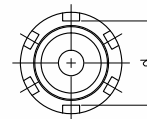
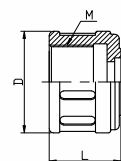
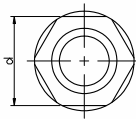
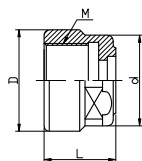


FIG1

FIG2

订货号 Order No.	型号 Model No.	L	D	d	M	FIG	KGS
CD020301.0620015	CSK6	15	20	18.1	M15.5X1	FIG1	0.01
CD020301.1028017	CSK10	17	27.5	25.4	M21.5X1	FIG1	0.03
CD020301.1337021	CSK13	21	37	32	M28X1.5	FIG2	0.08
CD020301.1640024	CSK16	24	40	35	M32X1.5	FIG2	0.18
CD020301.2048027	CSK20	27	48	43	M40X1.5	FIG2	0.14
CD020301.2555030	CSK25	30	55	50	M45X1.5	FIG2	0.23

### CD0203-02 GSK高速无键槽螺帽 GSK HIGH SPEED NUT WITHOUT KEYWAY

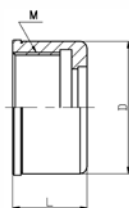


FIG1

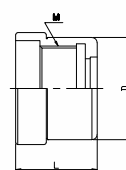


FIG2

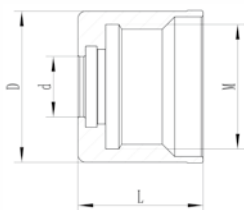
订货号 Order No.	型号 Model No.	L	D	M	FIG	KGS
CD020302.0616135	GSK6A	15	16	M13.5X0.75	FIG1	0.01
CD020302.0620155	GSK6	15	19.5	M15.5X1	FIG1	0.02
CD020302.1027215	GSK10	17	27.1	M21.5X1	FIG1	0.03
CD020302.1333280	GSK13	21	33	M28X1	FIG1	0.06
CD020302.1640032	GSK16	24	40	M32X1	FIG1	0.1
CD020302.2048040	GSK20	27	48	M40X1	FIG1	0.16
CD020302.2555045	GSK25	30	55	M45X1	FIG1	0.23
CD020302.0621135	GSK6A	21	16	M13.5X0.75	FIG2	0.01
CD020302.0621155	GSK6	21	19.5	M15.5X1	FIG2	0.02
CD020302.1024215	GSK10	24	27.1	M21.5X1	FIG2	0.04
CD020302.1328280	GSK13	28	33	M28X1	FIG2	0.07
CD020302.1631320	GSK16	31	40	M32X1	FIG2	0.11
CD020302.2035400	GSK20	35	48	M40X1	FIG2	0.17
CD020302.2537450	GSK25	37	55	M45X1	FIG2	0.27

## 高速CSK夹持系统 CSK HIGH SPEED COLLET SERIES

### CD0203-03 GSKP防尘螺帽 ANTI-DUST NUT

#### ◇ 防尘螺帽的特点:

- 1、螺帽前端面增加防尘端盖，且螺帽前端孔径与刀具柄径较紧密性配合，防止铁屑、灰尘、切削液，从前端进入筒夹内槽；避免装、卸刀具时破坏螺帽及刀柄的螺纹；
- 2、螺帽后端带保护带的设计，与刀柄配合连接，防止铁屑、灰尘、切削液，从后面进入筒夹内槽，避免装、卸刀具时破坏螺帽及刀柄的螺纹；
- 3、防尘螺帽的全圆设计，旋转无风阻，有利于动平衡，适合于高速加工。



#### ◇ Dust-proof nut features:

1. Nut end increase the dust cover, and nut front-end aperture with tool handle via a tightness, more proof iron filings, dust, cutting fluid into the collet slot from the front; To avoid damage nut and handle screw thread when loading and unloading of the cutting tool;
2. nut back-end with the design of the protection zone, cooperate with the handle connection, prevent the iron filings and dust, cutting fluid, into the collet slot from behind, To avoid damage nut and handle screw thread when loading and unloading of the cutting tool;
3. Dustproof nut all round design, rotate without wind resistance, be helpful for dynamic balance, suitable for high speed machining.

订货号 Order No.	型号 Model No.	d	D	L	M	KGS
CD020303.0620155	GSKP6	2, 3, 4, 5, 6	19.5	23	M15.5X1	0.02
CD020303.1027215	GSKP10	2,3,4,6,8,10	27.1	26	M21.5X1	0.04
CD020303.1333028	GSKP13	3,4,5,6,8,10,12	33	30	M28X1	0.07
CD020303.1640032	GSKP16	3,4,5,6,8,10,12,14,16	40	33	M32X1	0.11
CD020303.2050040	GSKP20	3,4,5,6,8,10,12,14,16,18,20	50	37	M40X1	0.17
CD020303.2555045	GSKP25	6,8,10,12,14,16,18,20,24,25	55	39	M45X1	0.27

注明：订购GSKP螺帽时，请注明订货号及内孔尺寸（d）；例如：CD020303.0620155-2

Note: When ordering GSKP nut, please indicate the order number and the size of the inner hole, e.g.: CD020303.0620155-2

### CD0203-04 CSK筒夹装取器 LOADING DEVICE FOR CSK COLLET

订货号 Order No.	型号 Model No.	对应螺帽	对应夹头
CD020304.1001060	CSK06CD	CSK06/GSK06	CSK06
CD020304.1001010	CSK10CD	CSK10/GSK10	CSK10
CD020304.1001013	CSK13CD	CSK13/GSK13	CSK13
CD020304.1602016	CSK16CD	CSK16/GSK16	CSK16



注明：CSK10/CSK16为常备库存。其它规格装取器可订做。

Note: GSK10/GSK16 is standing inventory, other specifications can be customized.

### CD0204-01 TSK扳手 TSK SPANNER

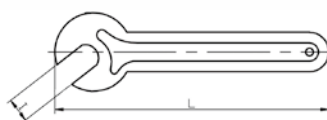


Fig1

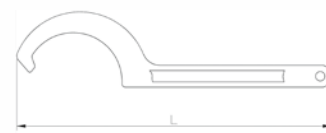


Fig2

- ◎ 扳手材质：65Mn；
- ◎ 热处理硬度：40-45HRC；
- ◎ 扳手外观喷砂涂层处理；

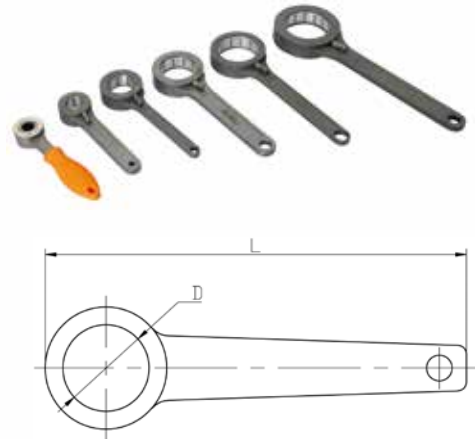
- ◎ Spanner material: 65Mn；
- ◎ Heat treatment hardness: 40-45HRC；
- ◎ Spanner appearance: Sandblasting and coating treatment.

订货号 Order No.	型号 Model No.	规格 Type	L	Fig	KGS
CD020401.0618090	TSK6	18.1	90	1	0.08
CD020401.1025142	TSK10	25.4	142		0.12
CD020401.1338150	TSK13	38-42	150	2	0.18
CD020401.1642167	TSK16	38-42	167		0.2
CD020401.2052200	TSK20	48-52	200		0.22
CD020401.2562214	TSK25	55-62	214		0.25

高速CSK夹持系统 CSK HIGH SPEED COLLET SERIES

CD0204-02 GSK滚珠扳手 GSK BALL SPANNER

订货号 Order No.	型号 Model No.	D	L	适用螺帽 Nut	KGS
CD020402.0616120	GH16	16	120	GSK06A	0.18
CD020402.0620120	GH19	19.5	120	GSK06	0.2
CD020402.1027130	GH27	27.1	130	GSK10	0.22
CD020402.1333140	GH33	33	140	GSK13	0.23
CD020402.1640193	GH40	40	193	GSK16	0.25
CD020402.2048200	GH48	48	200	GSK20	0.3
CD020402.2555210	GH55	55	210	GSK25	0.4

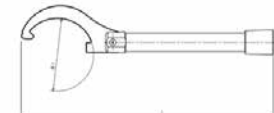


CD0204-03 CSK筒夹扭力扳手 Torque wrench

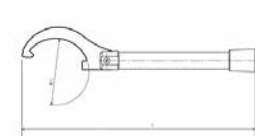
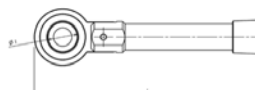
- ◎ 扳手材质：45#或65Mn;
- ◎ 热处理硬度：40-45HRC;
- ◎ 扳手外观喷砂涂层处理;
- ◎ 扭矩扳手结构简单，实用性强，性价比很高。可全面替代国外相关产品。
- ◎ 手柄人体工程学优化设计，握持舒适，降低高强度操作力矩扳手时产生的疲劳感;
- ◎ 操作方便、省时省力。

- ◎ Material:45#or 65Mn;
- ◎ Heat treatment hardness:40-45HRC;
- ◎ Wrench surface coating process;
- ◎ The torque wrench has a simple structure, strong practicality, and high cost-effectiveness, and can comprehensively replace foreign related products.
- ◎ Ergonomic optimization design of the handle, comfortable grip, reduces fatigue caused by high-strength torque wrench operation.
- ◎ Easy to use,saves time and effort.



订货号 Order No.	型式 Type	型号 Model No.	I	L	适用螺帽 Nut	推荐扭矩 ( N.M)	示意图 ( Sketch Map )	KGS
CD020403.0618006	A	TSK06 ( φ 1 )	18.1	155	CSK06	6		0.18
CD020403.0618015		TSK06 ( φ 2- φ 3 )	18.1	155	CSK06	15		
CD020403.0618030		TSK06 ( φ 4- φ 6 )	18.1	155	CSK06	30		
CD020403.1025040		TSK10 ( φ 1 )	25.4	203	CSK10	10		0.3
CD020403.1025022		TSK10 ( φ 2- φ 3 )	25.4	203	CSK10	22		
CD020403.1025035		TSK10 ( φ 4- φ 6 )	25.4	203	CSK10	35		
CD020403.1025050	TSK10 ( φ 8- φ 10 )	25.4	203	CSK10	50			
CD020403.1338010	S	TSK13(φ 1 )	38-42	224	CSK13	10		0.43
CD020403.1338025		TSK13(φ 2- φ 3 )	38-42	224	CSK13	25		
CD020403.1338038		TSK13(φ 4- φ 6 )	38-42	224	CSK13	38		
CD020403.1338053		TSK13(φ 8- φ 10 )	38-42	224	CSK13	53		
CD020403.1338060		TSK13(φ 11- φ 13 )	38-42	224	CSK13	60		

**高速CSK夹持系统 CSK HIGH SPEED COLLET SERIES**
**CD0204-03 CSK筒夹扭力扳手 Torque wrench**

订货号 Order No.	型式 Type	型号 Model No.	l	L	适用螺帽 Nut	推荐扭矩 ( N.M)	示意图 ( Sketch Map )	KGS		
CD020403.1638020	S	TSK16 ( $\phi 1-\phi 2$ )	38-42	224	CSK16	20		0.43		
CD020403.1638045		TSK16 ( $\phi 3-\phi 6$ )	38-42	224	CSK16	45				
CD020403.1638065		TSK16 ( $\phi 8-\phi 10$ )	38-42	224	CSK16	65				
CD020403.1638075		TSK16 ( $\phi 11-\phi 16$ )	38-42	224	CSK16	75				
CD020403.2048050		TSK20 ( $\phi 3-\phi 6$ )	48-52	260	CSK20	50		0.6		
CD020403.2048070		TSK20 ( $\phi 7-\phi 10$ )	48-52	260	CSK20	70				
CD020403.2048085		TSK20 ( $\phi 11-\phi 16$ )	48-52	260	CSK20	85				
CD020403.2048095		TSK20 ( $\phi 17-\phi 20$ )	48-52	260	CSK20	95				
CD020403.2555055		TSK25 ( $\phi 4-\phi 6$ )	55-62	260	CSK25	55		0.6		
CD020403.2555070		TSK25 ( $\phi 7-\phi 11$ )	55-62	260	CSK25	70				
CD020403.2555095		TSK25 ( $\phi 12-\phi 20$ )	55-62	260	CSK25	95				
CD020403.2555115		TSK25 ( $\phi 21-\phi 25$ )	55-62	260	CSK25	115				
CD020403.1919006		G	GH19 ( $\phi 1$ )	19.5	200	GSK06		6		0.3
CD020403.1919015			GH19 ( $\phi 2-\phi 3$ )	19.5	200	GSK06		15		
CD020403.1919030	GH19 ( $\phi 4-\phi 6$ )		19.5	200	GSK06	30				
CD020403.2727008	GH27 ( $\phi 1$ )		27.1	230	GSK10	8	0.5			
CD020403.2727022	GH27 ( $\phi 2-\phi 3$ )		27.1	230	GSK10	22				
CD020403.2727035	GH27 $\phi 4-\phi 6$ )		27.1	230	GSK10	35				
CD020403.2727050	GH27 ( $\phi 8-\phi 10$ )		27.1	230	GSK10	50				
CD020403.3333010	GH33( $\phi 1$ )		33	260	GSK13	10	0.6			
CD020403.3333025	GH33( $\phi 2-\phi 3$ )		33	260	GSK13	25				
CD020403.3333038	GH33( $\phi 4-\phi 6$ )		33	260	GSK13	38				
CD020403.3333053	GH33( $\phi 7-\phi 10$ )		33	260	GSK13	53				
CD020403.3333060	GH33( $\phi 11-\phi 13$ )		33	260	GSK13	60	0.7			
CD020403.4040020	GH40( $\phi 1-\phi 2$ )		40	265	GSK16	20				
CD020403.4040045	GH40( $\phi 3-\phi 6$ )		40	265	GSK16	45				
CD020403.4040065	GH40( $\phi 8-\phi 10$ )		40	265	GSK16	65				
CD020403.4040075	GH40( $\phi 11-\phi 16$ )		40	265	GSK16	75	0.8			
CD020403.4848050	GH48( $\phi 3-\phi 6$ )		48	270	GSK20	50				
CD020403.4848070	GH48( $\phi 7-\phi 10$ )		48	270	GSK20	70				
CD020403.4848085	GH48( $\phi 11-\phi 16$ )		48	270	GSK20	85				
CD020403.4848095	GH48( $\phi 17-\phi 20$ )		48	270	GSK20	95	0.83			
CD020403.5555055	GH55( $\phi 4-\phi 6$ )		55	275	GSK25	55				
CD020403.5555070	GH55( $\phi 7-\phi 11$ )		55	275	GSK25	70				
CD020403.5555095	GH55( $\phi 12-\phi 20$ )		55	275	GSK25	95				
CD020403.5555115	GH55( $\phi 21-\phi 25$ )		55	275	GSK25	115				

## 高速CSK夹持系统 CSK HIGH SPEED COLLET SERIES

### CD0204-04 CSK高速筒夹套装 CSK HIGH SPEED COLLET SET



订货号 Order No.	型号 Model No.	规格 Type
CD020404.1010080	CSK10-8PCS	3,4,5,6,7,8,9,10
CD020404.1010017	CSK10-17PCS	2,2.5,3,3.5,4,4.5,5,5.5,6,6.5,7,7.5,8,8.5,9,9.5,10
CD020404.1313080	CSK13-8PCS	3, 4, 5, 6, 8, 10, 12, 13,
CD020404.1616070	CSK16-7PCS	3,4,6,8,10,12,16
CD020404.1616027	CSK16-27PCS	3,3.5,4,4.5,5,5.5,6,6.5,7,7.5,8,8.5,9,9.5,10, 10.5,11,11.5,12,12.5,13,13.5,14,14.5,15,15.5,16
CD020404.1616014	CSK16-14PCS	3,4,5,6,7,8,9,10,11,12,13,14,15,16
CD020404.2020011	CSK20-11PCS	3, 4, 5, 6, 8, 10, 12, 14, 16, 18, 20
CD020404.2525070	CSK25-7PCS	6,8,10,12,16,20,25
CD020404.2525011	CSK25-11PCS	6,8,10,12,14,16,18,20,22,24,25

- ◎ 请于订购时注明A级、AA级或AAA级：例如：CSK16-6AA
- ◎ 筒夹直径小于3mm,夹持范围为0.25mm.直径大于3mm则为0.5mm
- ◎ 订购时，请注明使用木盒、铝合金盒或塑料盒。
- ◎ When ordering, please specify the GRADE for sk collets is A、AA or AAA TYPE. For example: CSK16-6AA
- ◎ The GRIPPING RANGE OF DIA BELOW 3mm is 0.25mm. The GRIPPING RANGE OF DIA OVER 3mm is 0.50mm
- ◎ When ordering, please specify use wooden, aluminum or plastic case.



高速、高精度、高寿命**NB**夹持系统

High speed, high accuracy, high durability, **NB** collet chucks



刀柄动平衡检测  
accuracy dynamic balance

高速NB夹持系统 NB HIGH SPEED COLLET SERIES



GMEGA高速刀柄综合检测特点：

- ◆7:24锥度等级≤AT3均在Diebold的标准检具上检测；
- ◆夹持的内锥面由高速内孔磨床磨削，并用标准的气动测量仪检测，大端接触面积率在90%以上；
- ◆刀柄螺纹用4h级的螺纹环规检测，螺帽用4H级的螺纹塞规检测，通端通，止端止；
- ◆刀柄本体内锥跳动 ( Run-out ) :≤0.002mm(刀柄长度在150L内)；
- ◆同轴度5 $\mu$ ：刀柄径跳≤0.002mm,装入≤0.005mm的筒夹，测出的综合径跳为最高点不超过0.005mm；
- ◆动平衡：根据需要可做G2.5 30000~50000rpm。

Comprehensive inspection way of chuck

- ◆ 7:24 taper precision  $\leq$  AT3 and part of the standard size are tested by Diebold standard inspection tools which made in Germany;
- ◆ Surface of the clamping inner hole is grinding by high speed Inner- aperture grinder, and inspect by standard pneumatic measurement instrument; the big end contact area rate is above 90%;
- ◆ Shank thread is inspected with 4h level thread ring gauge, and the nut is inspected with 4H level thread plug gauge, the quality guaranteed;
- ◆ Run out of the inside shank cone:  $\leq$  0.002 ( The length of the shank 100L ) ;
- ◆ Coaxiality 5  $\mu$  : Shank run out  $\leq$  0.002; Equip collet  $\leq$  0.005, The highest comprehensive run out point is no more than 0.005mm;
- ◆ Dynamic balance: We can do G2.5 30000~50000rpm according to clients' demands.

》》》 刀柄/综合/检测 Comprehensive inspection way of chuck



同轴度 (综合精度) 检测  
Inspection of coaxial degree  
(overall accuracy)



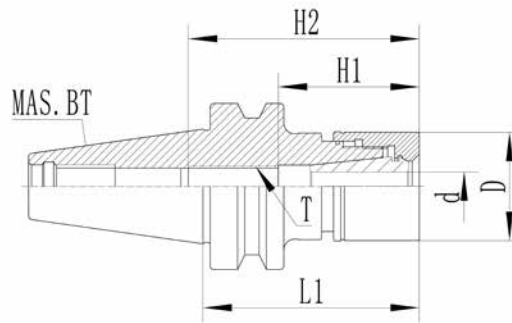
7: 24锥检具图(德国Diebold刀柄检具)  
Picture of 7:24 taper inspection tool  
(German Diebold collet chuck inspection tool)

锥柄形式 Taper	筒夹 collet	工作长度 L Working Length L					
		L $\leq$ 100		100 < L $\leq$ 150			
BT/CBBT/ SK/CAT	5 $\mu$	刀柄内锥 collet chuck inner cone	综合 Comprehensive	等级 Class	刀柄内锥 collet chuck inner cone	综合 Comprehensive	等级 Class
30/40	NB 6/ 8/ 10/ 13/ 16/ 20	2 $\mu$	$\leq$ 5 $\mu$	AA	2 $\mu$	$\leq$ 5 $\mu$	AA
			$\leq$ 3 $\mu$	AAA	-		
50		2 $\mu$	$\leq$ 5 $\mu$	AA	2 $\mu$	$\leq$ 5 $\mu$	AA

注：其它刀柄锥度形式 (如 HSK,ISO 等) 一般可按 30 刀柄的精度等级执行，特殊要求可订制。  
Note:Special requirements can be custom-made(HSK/ISO).

## 高速NB夹持系统 NB HIGH SPEED COLLET SERIES

### CD0301-01 BT30-GMEGA高转速精密筒夹刀柄 BT30-GMEGA HIGH SPEED COLLET CHUCK

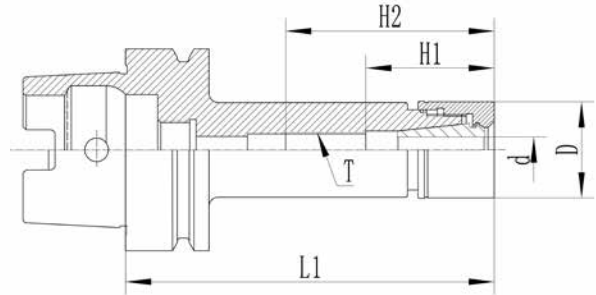


标准动平衡 Dynamic balance:G2.5 30000rpm

订货号 Order No.	型号 Model No.	d	D	L1	H1	H2	T	Collets	Spanner	KGS
CD030101.3006060	BT30-GMEGA6-60	1-6	20	60	23.3	38.3	M7X0.5	NB6	NB6	0.42
CD030101.3006090	BT30-GMEGA6-90	1-6	20	90	23.3	38.3	M7X0.5	NB6	NB6	0.49
CD030101.3006120	BT30-GMEGA6-120	1-6	20	120	23.3	38.3	M7X0.5	NB6	NB6	0.55
CD030101.3008060	BT30-GMEGA8-60	1-8	25	60	26	41	M9X0.5	NB8	NB8	0.44
CD030101.3008075	BT30-GMEGA8-75	1-8	25	75	26	41	M9X0.5	NB8	NB8	0.48
CD030101.3008090	BT30-GMEGA8-90	1-8	25	90	26	41	M9X0.5	NB8	NB8	0.53
CD030101.3008105	BT30-GMEGA8-105	1-8	25	105	26	41	M9X0.5	NB8	NB8	0.58
CD030101.3008120	BT30-GMEGA8-120	1-8	25	120	26	41	M9X0.5	NB8	NB8	0.63
CD030101.3010060	BT30-GMEGA10-60	1-10	30	60	40.1	65.1	M11X0.5	NB10	NB10	0.44
CD030101.3010075	BT30-GMEGA10-75	1-10	30	75	40.1	65.1	M11X0.5	NB10	NB10	0.52
CD030101.3010090	BT30-GMEGA10-90	1-10	30	90	40.1	65.1	M11X0.5	NB10	NB10	0.59
CD030101.3010105	BT30-GMEGA10-105	1-10	30	105	40.1	65.1	M11X0.5	NB10	NB10	0.66
CD030101.3013060	BT30-GMEGA13-60	3-13	35	60	42.9	67.9	M14X0.5	NB13	NB13	0.44
CD030101.3013075	BT30-GMEGA13-75	3-13	35	75	42.9	67.9	M14X0.5	NB13	NB13	0.56
CD030101.3013090	BT30-GMEGA13-90	3-13	35	90	42.9	67.9	M14X0.5	NB13	NB13	0.65
CD030101.3013120	BT30-GMEGA13-120	3-13	35	120	42.9	67.9	M14X0.5	NB13	NB13	0.84
CD030101.3016060	BT30-GMEGA16-60	3-16	42	60	48.9	73.9	M18X1	NB16	NB16	0.44
CD030101.3016075	BT30-GMEGA16-75	3-16	42	75	48.9	73.9	M18X1	NB16	NB16	0.58
CD030101.3016090	BT30-GMEGA16-90	3-16	42	90	48.9	73.9	M18X1	NB16	NB16	0.71
CD030101.3016120	BT30-GMEGA16-120	3-16	42	120	48.9	73.9	M18X1	NB16	NB16	0.97
CD030101.3020060	BT30-GMEGA20-60	3-20	46	60	50.9	75.9	M21X0.5	NB20	NB20	0.44
CD030101.3020075	BT30-GMEGA20-75	3-20	46	75	50.9	75.9	M21X0.5	NB20	NB20	0.62
CD030101.3020090	BT30-GMEGA20-90	3-20	46	90	50.9	75.9	M21X0.5	NB20	NB20	0.77
CD030101.3020120	BT30-GMEGA20-120	3-20	46	120	50.9	75.9	M21X0.5	NB20	NB20	1.08

## 高速NB夹持系统 NB HIGH SPEED COLLET SERIES

### CD0301-02 HSK63A-GMEGA高转速精密筒夹刀柄 HSK63A-GMEGA HIGH SPEED COLLET CHUCK



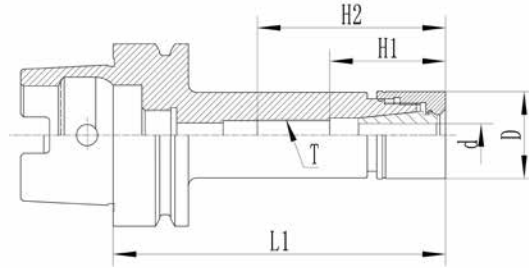
标准动平衡 Dynamic balance:G2.5 3000rpm

订货号 Order No.	型号 Model No.	d	D	L1	H1	H2	T	Collets	Spanner	KGS
CD030102.6306120	HSK63A-GMEGA6-120	1-6	20	120	23.3	38.3	M7X0.5	NB6	NB6	0.8
CD030102.6306135	HSK63A-GMEGA6-135	1-6	20	135	23.3	38.3	M7X0.5	NB6	NB6	0.83
CD030102.6308105	HSK63A-GMEGA8-105	1-8	25	105	26	41	M9X0.5	NB8	NB8	0.84
CD030102.6308120	HSK63A-GMEGA8-120	1-8	25	120	26	41	M9X0.5	NB8	NB8	0.89
CD030102.6308135	HSK63A-GMEGA8-135	1-8	25	135	26	41	M9X0.5	NB8	NB8	0.94
CD030102.6310075	HSK63A-GMEGA10-75	1-10	30	75	40.1	-	-	NB10	NB10	0.77
CD030102.6310090	HSK63A-GMEGA10-90	1-10	30	90	40.1	-	-	NB10	NB10	0.85
CD030102.6310105	HSK63A-GMEGA10-105	1-10	30	105	40.1	65.1	M11X0.5	NB10	NB10	0.92
CD030102.6310120	HSK63A-GMEGA10-120	1-10	30	120	40.1	65.1	M11X0.5	NB10	NB10	0.98
CD030102.6310135	HSK63A-GMEGA10-135	1-10	30	135	40.1	65.1	M11X0.5	NB10	NB10	1.05
CD030102.6310165	HSK63A-GMEGA10-165	1-10	30	165	40.1	65.1	M11X0.5	NB10	NB10	1.19
CD030102.6313075	HSK63A-GMEGA13-75	3-13	35	75	42.9	-	-	NB13	NB13	0.81
CD030102.6313090	HSK63A-GMEGA13-90	3-13	35	90	42.9	-	-	NB13	NB13	0.9
CD030102.6313105	HSK63A-GMEGA13-105	3-13	35	105	42.9	67.9	M14X0.5	NB13	NB13	1
CD030102.6313120	HSK63A-GMEGA13-120	3-13	35	120	42.9	67.9	M14X0.5	NB13	NB13	1.1
CD030102.6313135	HSK63A-GMEGA13-135	3-13	35	135	42.9	67.9	M14X0.5	NB13	NB13	1.2
CD030102.6313165	HSK63A-GMEGA13-165	3-13	35	165	42.9	67.9	M14X0.5	NB13	NB13	1.4
CD030102.6313250	HSK63A-GMEGA13-250	3-13	35	250	42.9	67.9	M14X0.5	NB13	NB13	2
CD030102.6316075	HSK63A-GMEGA16-75	3-16	42	75	48.9	-	-	NB16	NB16	0.85
CD030102.6316090	HSK63A-GMEGA16-90	3-16	42	90	48.9	-	-	NB16	NB16	0.99
CD030102.6316105	HSK63A-GMEGA16-105	3-16	42	105	48.9	-	-	NB16	NB16	1.12
CD030102.6316120	HSK63A-GMEGA16-120	3-16	42	120	48.9	73.9	M18X1	NB16	NB16	1.25
CD030102.6316135	HSK63A-GMEGA16-135	3-16	42	135	48.9	73.9	M18X1	NB16	NB16	1.41
CD030102.6316165	HSK63A-GMEGA16-165	3-16	42	165	48.9	73.9	M18X1	NB16	NB16	1.71
CD030102.6316200	HSK63A-GMEGA16-200	3-16	42	200	48.9	73.9	M18X1	NB16	NB16	2.07
CD030102.6316270	HSK63A-GMEGA16-270	3-16	42	270	48.9	73.9	M18X1	NB16	NB16	2.78
CD030102.6320075	HSK63A-GMEGA20-75	3-20	46	75	50.9	-	-	NB20	NB20	0.9
CD030102.6320090	HSK63A-GMEGA20-90	3-20	46	90	50.9	-	-	NB20	NB20	1.08
CD030102.6320105	HSK63A-GMEGA20-105	3-20	46	105	50.9	75.9	M21X0.5	NB20	NB20	1.23
CD030102.6320120	HSK63A-GMEGA20-120	3-20	46	120	50.9	75.9	M21X0.5	NB20	NB20	1.39
CD030102.6320135	HSK63A-GMEGA20-135	3-20	46	135	50.9	75.9	M21X0.5	NB20	NB20	1.54
CD030102.6320165	HSK63A-GMEGA20-165	3-20	46	165	50.9	75.9	M21X0.5	NB20	NB20	1.85
CD030102.6320200	HSK63A-GMEGA20-200	3-20	46	200	50.9	75.9	M21X0.5	NB20	NB20	2.21
CD030102.6320250	HSK63A-GMEGA20-250	3-20	46	250	50.9	75.9	M21X0.5	NB20	NB20	2.73
CD030102.6320270	HSK63A-GMEGA20-270	3-20	46	270	50.9	75.9	M21X0.5	NB20	NB20	2.93
CD030102.6320300	HSK63A-GMEGA20-300	3-20	46	300	50.9	75.9	M21X0.5	NB20	NB20	3.24



## 高速NB夹持系统 NB HIGH SPEED COLLET SERIES

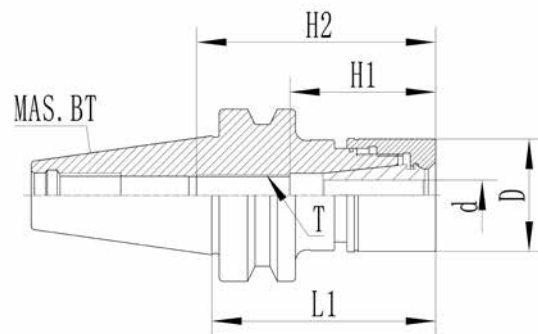
### CD0301-03 HSK100A-GMEGA 高转速精密筒夹刀柄 HSK100A-GMEGA HIGH SPEED COLLET CHUCK



标准动平衡 Dynamic balance:G2.5 30000rpm

订货号 Order No.	型号 Model No.	d	D	L1	H1	H2	T	Collets	Spanner	KGS
CD030103.1008105	HSK100A-GMEGA8-105	1-8	25	105	26	41	M9X0.5	NB8	NB8	2.42
CD030103.1008120	HSK100A-GMEGA8-120	1-8	25	120	26	41	M9X0.5	NB8	NB8	2.47
CD030103.1010105	HSK100A-GMEGA10-105	1-10	30	105	40.1	65.1	M11X0.5	NB10	NB10	2.26
CD030103.1010135	HSK100A-GMEGA10-135	1-10	30	135	40.1	65.1	M11X0.5	NB10	NB10	2.4
CD030103.1013105	HSK100A-GMEGA13-105	3-13	35	105	42.9	67.9	M14X0.5	NB13	NB13	2.32
CD030103.1013135	HSK100A-GMEGA13-135	3-13	35	135	42.9	67.9	M14X0.5	NB13	NB13	2.51
CD030103.1013165	HSK100A-GMEGA13-165	3-13	35	165	42.9	67.9	M14X0.5	NB13	NB13	2.71
CD030103.1016105	HSK100A-GMEGA16-105	3-16	42	105	48.9	-	-	NB16	NB16	2.48
CD030103.1016135	HSK100A-GMEGA16-135	3-16	42	135	48.9	73.9	M18X1	NB16	NB16	2.74
CD030103.1016165	HSK100A-GMEGA16-165	3-16	42	165	48.9	73.9	M18X1	NB16	NB16	3
CD030103.1020090	HSK100A-GMEGA20-90	3-20	46	90	50.9	-	-	NB20	NB20	2.41
CD030103.1020105	HSK100A-GMEGA20-105	3-20	46	105	50.9	-	-	NB20	NB20	2.57
CD030103.1020135	HSK100A-GMEGA20-135	3-20	46	135	50.9	75.9	M21X0.5	NB20	NB20	2.88
CD030103.1020200	HSK100A-GMEGA20-200	3-20	46	200	50.9	75.9	M21X0.5	NB20	NB20	3.54
CD030103.1020270	HSK100A-GMEGA20-270	3-20	46	270	50.9	75.9	M21X0.5	NB20	NB20	4.25
CD030103.1020300	HSK100A-GMEGA20-300	3-20	46	300	50.9	75.9	M21X0.5	NB20	NB20	4.55

### CD0301-04 CBBT-GMEGA 高转速精密筒夹刀柄 CBBT-GMEGA HIGH SPEED COLLET CHUCK



标准动平衡 Dynamic balance:G2.5 30000rpm

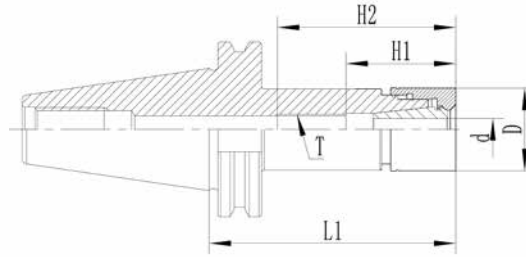
订货号 Order No.	型号 Model No.	d	D	L1	H1	H2	T	Collets	Spanner	KGS
CD030104.4008200	CBBT40-GMEGA8-200	1-8	25	200	26	41	M9X0.5	NB8	NB8	1.49
CD030104.4016165	CBBT40-GMEGA16-165	3-16	42	165	48.9	73.9	M18X1	NB16	NB16	1.95
CD030104.4020120	CBBT40-GMEGA20-120	3-20	46	120	50.9	75.9	M21X0.5	NB20	NB20	1.6
CD030104.5020120	CBBT50-GMEGA20-120	3-20	46	120	50.9	75.9	M21X0.5	NB20	NB20	3.89



## 高速NB夹持系统 NB HIGH SPEED COLLET SERIES

### CD0301-05 CAT40-GMEGA 高转速精密筒夹刀柄

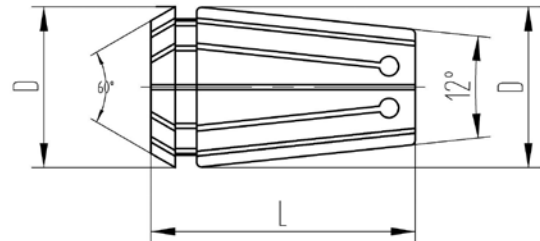
#### CAT40-GMEGA HIGH SPEED COLLET CHUCK



标准动平衡 Dynamic balance:G2.5 20000rpm

订货号 Order No.	型号 Model No.	d	D	L1	H1	H2	T	Collets	Spanner	KGS
CD030105.4006075	CAT40-GMEGA6-75	1-6	20	75	23.3	38.3	M7X0.5	NB6	NB6	0.91
CD030105.4008135	CAT40-GMEGA8-135	1-8	25	135	26	41	M9X0.5	NB8	NB8	1.16
CD030105.4010090	CAT40-GMEGA10-90	1-10	30	90	40.1	65.1	M11X0.5	NB10	NB10	1.05
CD030105.4010120	CAT40-GMEGA10-120	1-10	30	120	40.1	65.1	M11X0.5	NB10	NB10	1.19
CD030105.4013090	CAT40-GMEGA13-90	3-13	35	90	42.9	67.9	M14X0.5	NB13	NB13	1.09
CD030105.4016075	CAT40-GMEGA16-75	3-16	42	75	48.9	73.9	M18X1	NB16	NB16	1.03
CD030105.4020090	CAT40-GMEGA20-90	3-20	46	90	50.9	75.9	M21X0.5	NB20	NB20	1.2
CD030105.4020120	CAT40-GMEGA20-120	3-20	46	120	50.9	75.9	M21X0.5	NB20	NB20	1.51
CD030105.4020135	CAT40-GMEGA20-135	3-20	46	135	50.9	75.9	M21X0.5	NB20	NB20	1.66

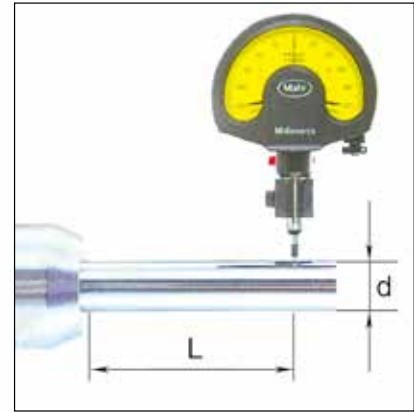
### CD0302-01 NB 筒夹 NB COLLET



- ◆材质: JIS-SUJ2
- ◆硬度: 46-50HRC
- ◆两种外观: 光饰外观或涂层处理

- ◆Material: JIS-SUJ2
- ◆Hardness: 46-50HRC
- ◆Provide 2 kind of appearance: Burnisher and Nickel coating

型号 Model No.	d (H7)	D	L	Collapsible Capacity	KGS
NB6	1.0-6.0	9.5	14	0.25	0.005
NB8	1.0-3.0	12.5	18	0.25	0.01
	3.5-8.0	12.5	18	0.5	
NB10	1.0-3.0	16.5	27	0.25	0.03
	3.5-10	16.5	27	0.5	
NB13	3.0-13	20.5	31	0.5	0.05
NB16	3.0-16	25.5	35	0.5	0.09
NB20	3.0-20	28.5	38	0.5	0.13

**高速NB夹持系统 NB HIGH SPEED COLLET SERIES**
**精度检测: Inspection of Accuracy**


L	筒夹等级 Class	径向跳动精度Run out
4xd	AA级 (AA class)	$\leq 5 \mu$
	AAA级 (AAA class)	$\leq 3 \mu$

**CD0302-01 NB 筒夹 NB COLLET**

NB6		NB8		NB10	
订货号 Order No.	型号 Model No.	订货号 Order No.	型号 Model No.	订货号 Order No.	型号 Model No.
CD030201.06010	NB6-1	CD030201.08010	NB8-1	CD030201.10010	NB10-1
CD030201.06013	NB6-1.25	CD030201.08013	NB8-1.25	CD030201.10013	NB10-1.25
CD030201.06015	NB6-1.5	CD030201.08015	NB8-1.5	CD030201.10015	NB10-1.5
CD030201.06018	NB6-1.75	CD030201.08018	NB8-1.75	CD030201.10018	NB10-1.75
CD030201.06020	NB6-2	CD030201.08020	NB8-2	CD030201.10020	NB10-2
CD030201.06023	NB6-2.25	CD030201.08023	NB8-2.25	CD030201.10023	NB10-2.25
CD030201.06025	NB6-2.5	CD030201.08025	NB8-2.5	CD030201.10025	NB10-2.5
CD030201.06028	NB6-2.75	CD030201.08028	NB8-2.75	CD030201.10028	NB10-2.75
CD030201.06030	NB6-3	CD030201.08030	NB8-3	CD030201.10030	NB10-3
CD030201.06033	NB6-3.25	CD030201.08035	NB8-3.5	CD030201.10035	NB10-3.5
CD030201.06035	NB6-3.5	CD030201.08040	NB8-4	CD030201.10040	NB10-4
CD030201.06038	NB6-3.75	CD030201.08045	NB8-4.5	CD030201.10045	NB10-4.5
CD030201.06040	NB6-4	CD030201.08050	NB8-5	CD030201.10050	NB10-5
CD030201.06043	NB6-4.25	CD030201.08055	NB8-5.5	CD030201.10055	NB10-5.5
CD030201.06045	NB6-4.5	CD030201.08060	NB8-6	CD030201.10060	NB10-6
CD030201.06048	NB6-4.75	CD030201.08065	NB8-6.5	CD030201.10065	NB10-6.5
CD030201.06050	NB6-5	CD030201.08070	NB8-7	CD030201.10070	NB10-7
CD030201.06053	NB6-5.25	CD030201.08075	NB8-7.5	CD030201.10075	NB10-7.5
CD030201.06055	NB6-5.5	CD030201.08080	NB8-8	CD030201.10080	NB10-8
CD030201.06058	NB6-5.75			CD030201.10085	NB10-8.5
CD030201.06060	NB6-6			CD030201.10090	NB10-9
				CD030201.10095	NB10-9.5
				CD030201.10100	NB10-10

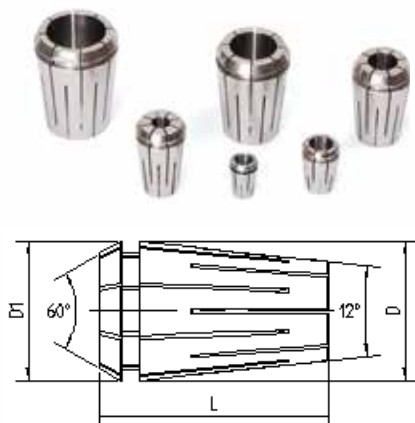
## 高速NB夹持系统 NB HIGH SPEED COLLET SERIES

### CD0302-01 NB 筒夹 NB COLLET

NB13		NB16		NB20	
订货号 Order No.	型号 Model No.	订货号 Order No.	型号 Model No.	订货号 Order No.	型号 Model No.
CD030201.13030	NB13-3	CD030201.16030	NB16-3	CD030201.20030	NB20-3
CD030201.13035	NB13-3.5	CD030201.16035	NB16-3.5	CD030201.20035	NB20-3.5
CD030201.13040	NB13-4	CD030201.16040	NB16-4	CD030201.20040	NB20-4
CD030201.13045	NB13-4.5	CD030201.16045	NB16-4.5	CD030201.20045	NB20-4.5
CD030201.13050	NB13-5	CD030201.16050	NB16-5	CD030201.20050	NB20-5
CD030201.13055	NB13-5.5	CD030201.16055	NB16-5.5	CD030201.20055	NB20-5.5
CD030201.13060	NB13-6	CD030201.16060	NB16-6	CD030201.20060	NB20-6
CD030201.13065	NB13-6.5	CD030201.16065	NB16-6.5	CD030201.20065	NB20-6.5
CD030201.13070	NB13-7	CD030201.16070	NB16-7	CD030201.20070	NB20-7
CD030201.13075	NB13-7.5	CD030201.16075	NB16-7.5	CD030201.20075	NB20-7.5
CD030201.13080	NB13-8	CD030201.16080	NB16-8	CD030201.20080	NB20-8
CD030201.13085	NB13-8.5	CD030201.16085	NB16-8.5	CD030201.20085	NB20-8.5
CD030201.13090	NB13-9	CD030201.16090	NB16-9	CD030201.20090	NB20-9
CD030201.13095	NB13-9.5	CD030201.16095	NB16-9.5	CD030201.20095	NB20-9.5
CD030201.13100	NB13-10	CD030201.16100	NB16-10	CD030201.20100	NB20-10
CD030201.13105	NB13-10.5	CD030201.16105	NB16-10.5	CD030201.20105	NB20-10.5
CD030201.13110	NB13-11	CD030201.16110	NB16-11	CD030201.20110	NB20-11
CD030201.13115	NB13-11.5	CD030201.16115	NB16-11.5	CD030201.20115	NB20-11.5
CD030201.13120	NB13-12	CD030201.16120	NB16-12	CD030201.20120	NB20-12
CD030201.13125	NB13-12.5	CD030201.16125	NB16-12.5	CD030201.20125	NB20-12.5
CD030201.13130	NB13-13	CD030201.16130	NB16-13	CD030201.20130	NB20-13
		CD030201.16135	NB16-13.5	CD030201.20135	NB20-13.5
		CD030201.16140	NB16-14	CD030201.20140	NB20-14
		CD030201.16145	NB16-14.5	CD030201.20145	NB20-14.5
		CD030201.16150	NB16-15	CD030201.20150	NB20-15
		CD030201.16155	NB16-15.5	CD030201.20155	NB20-15.5
		CD030201.16160	NB16-16	CD030201.20160	NB20-16
				CD030201.20165	NB20-16.5
				CD030201.20170	NB20-17
				CD030201.20175	NB20-17.5
				CD030201.20180	NB20-18
				CD030201.20185	NB20-18.5
				CD030201.20190	NB20-19
				CD030201.20195	NB20-19.5
				CD030201.20200	NB20-20

## 高速NB夹持系统 NB HIGH SPEED COLLET SERIES

### CD0302-02 NB/C COLLET(OIL HOLE TYPE)



- ◎材料: SUJ2
- ◎硬度: 46-50HRC
- ◎利用沟槽差异, 达到周围止水, 仅中心出水的功能
- ◎适用于夹持有出水孔的刀具
- ◎非标准孔可订制
- ◎Material: SUJ2
- ◎Hardness: 46-50HRC
- ◎Utilize the differences in grooves to achieve the function of surrounding water stop and only central coolant through;
- ◎Suitable for clamping tools with coolant through function.
- ◎Non-standard holes can be customized.

型号 Model No.	d	夹持范围 Range	D	D1	L	槽数 Slot	KGS
NB6C	3 ~ 6	0.1	9.5	9.5	14	12	0.005
NB8C	3 ~ 5	0.1	12.5	12.5	18	12	0.01
	5 < d ≤ 8					16	
NB10C	3 ~ 5	0.1	16.5	16.5	27	12	0.03
	5 < d ≤ 10					16	
NB13C	3 ~ 5	0.1	20.5	20.5	31	12	0.05
	5 < d ≤ 13					16	
NB16C	4 ~ 5	0.1	25.5	25.5	35	12	0.09
	5 < d ≤ 16					16	
NB20C	4 ~ 5	0.1	28.5	28.5	38	12	0.13
	5 < d ≤ 20					16	

### NB/C 止水筒夹 NB/C COLLET

型号 Model No.	规格 Type
NB6C	3,4,5,6
NB8C	3,4,5,6,7,8
NB10C	3,4,5,6,7,8,9,10
NB13C	3,4,5,6,7,8,9,10,11,12,13
NB16C	4,5,6,7,8,9,10,11,12,13,14,15,16
NB20C	4,5,6,7,8,9,10,11,12,13,14,15,16,17,18,19,20

### 精度检测: Inspection of Accuracy

L	筒夹等级 Class	径向跳动精度 Run out
4Xd	AA级 (AA class)	≤ 5 μ
	AAA级 (AAA class)	≤ 3 μ



## 高速NB夹持系统 NB HIGH SPEED COLLET SERIES

### 》》 CD0302-02 NB/C 止水筒夹 (内冷式) NB/C COLLET(OIL HOLE TYPE)

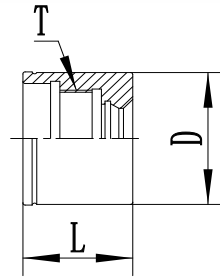
NB6C		NB8C		NB10C	
订货号 Order No.	型号 Model No.	订货号 Order No.	型号 Model No.	订货号 Order No.	型号 Model No.
CD030202.06030	NB6C-3	CD030202.08030	NB8C-3	CD030202.10030	NB10C-3
CD030202.06035	NB6C-3.5	CD030202.08035	NB8C-3.5	CD030202.10035	NB10C-3.5
CD030202.06040	NB6C-4	CD030202.08040	NB8C-4	CD030202.10040	NB10C-4
CD030202.06045	NB6C-4.5	CD030202.08045	NB8C-4.5	CD030202.10045	NB10C-4.5
CD030202.06050	NB6C-5	CD030202.08050	NB8C-5	CD030202.10050	NB10C-5
CD030202.06055	NB6C-5.5	CD030202.08055	NB8C-5.5	CD030202.10055	NB10C-5.5
CD030202.06060	NB6C-6	CD030202.08060	NB8C-6	CD030202.10060	NB10C-6
		CD030202.08065	NB8C-6.5	CD030202.10065	NB10C-6.5
		CD030202.08070	NB8C-7	CD030202.10070	NB10C-7
		CD030202.08075	NB8C-7.5	CD030202.10075	NB10C-7.5
		CD030202.08080	NB8C-8	CD030202.10080	NB10C-8
				CD030202.10085	NB10C-8.5
				CD030202.10090	NB10C-9
				CD030202.10095	NB10C-9.5
				CD030202.10100	NB10C-10

NB13C		NB16C		NB20C	
订货号 Order No.	型号 Model No.	订货号 Order No.	型号 Model No.	订货号 Order No.	型号 Model No.
CD030202.13030	NB13C-3	CD030202.16040	NB16C-4	CD030202.20040	NB20C-4
CD030202.13035	NB13C-3.5	CD030202.16045	NB16C-4.5	CD030202.20045	NB20C-4.5
CD030202.13040	NB13C-4	CD030202.16050	NB16C-5	CD030202.20050	NB20C-5
CD030202.13045	NB13C-4.5	CD030202.16055	NB16C-5.5	CD030202.20055	NB20C-5.5
CD030202.13050	NB13C-5	CD030202.16060	NB16C-6	CD030202.20060	NB20C-6
CD030202.13055	NB13C-5.5	CD030202.16065	NB16C-6.5	CD030202.20065	NB20C-6.5
CD030202.13060	NB13C-6	CD030202.16070	NB16C-7	CD030202.20070	NB20C-7
CD030202.13065	NB13C-6.5	CD030202.16075	NB16C-7.5	CD030202.20075	NB20C-7.5
CD030202.13070	NB13C-7	CD030202.16080	NB16C-8	CD030202.20080	NB20C-8
CD030202.13075	NB13C-7.5	CD030202.16085	NB16C-8.5	CD030202.20085	NB20C-8.5
CD030202.13080	NB13C-8	CD030202.16090	NB16C-9	CD030202.20090	NB20C-9
CD030202.13085	NB13C-8.5	CD030202.16095	NB16C-9.5	CD030202.20095	NB20C-9.5
CD030202.13090	NB13C-9	CD030202.16100	NB16C-10	CD030202.20100	NB20C-10
CD030202.13095	NB13C-9.5	CD030202.160105	NB16C-10.5	CD030202.200105	NB20C-10.5
CD030202.13100	NB13C-10	CD030202.160110	NB16C-11	CD030202.200110	NB20C-11
CD030202.130105	NB13C-10.5	CD030202.16115	NB16C-11.5	CD030202.20115	NB20C-11.5
CD030202.130110	NB13C-11	CD030202.16120	NB16C-12	CD030202.20120	NB20C-12
CD030202.13115	NB13C-11.5	CD030202.16125	NB16C-12.5	CD030202.20125	NB20C-12.5
CD030202.13120	NB13C-12	CD030202.16130	NB16C-13	CD030202.20130	NB20C-13
CD030202.13125	NB13C-12.5	CD030202.16135	NB16C-13.5	CD030202.20135	NB20C-13.5
CD030202.13130	NB13C-13	CD030202.16140	NB16C-14	CD030202.20140	NB20C-14
		CD030202.16145	NB16C-14.5	CD030202.20145	NB20C-14.5
		CD030202.16150	NB16C-15	CD030202.20150	NB20C-15
		CD030202.16155	NB16C-15.5	CD030202.20155	NB20C-15.5
		CD030202.16160	NB16C-16	CD030202.20160	NB20C-16
				CD030202.20165	NB20C-16.5
				CD030202.20170	NB20C-17
				CD030202.20175	NB20C-17.5
				CD030202.20180	NB20C-18
				CD030202.20185	NB20C-18.5
				CD030202.20190	NB20C-19
				CD030202.20195	NB20C-19.5
				CD030202.20200	NB20C-20



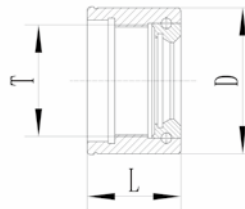
## 高速NB夹持系统 NB HIGH SPEED COLLET SERIES

### CD0303-01 NB 螺帽 NB NUT



订货号 Order No.	型号 Model No.	D	L	T	KGS
CD030301.0620205	NB6	20	20.5	TR14X1	0.03
CD030301.0825230	NB8	25	23	TR18X1	0.05
CD030301.1030238	NB10	30	23.8	TR22X1	0.07
CD030301.1335267	NB13	35	26.7	TR27X1	0.09
CD030301.1642270	NB16	42	27	TR32X1	0.13
CD030301.2046270	NB20	46	27	TR36X1	0.16

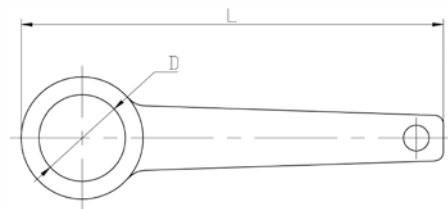
### CD0303-02 GNB 滚珠螺帽 GNB BALL NUT



- ◎采用滚珠结构，紧固力大，耐用度高，夹持刀具不易松动。
- ◎Ball structure is adopted, with large fastening force and high durability, and the clamping tool is not easy to loosen.

订货号 Order No.	型号 Model No.	D	L	T	KGS
CD030302.0620205	GNB6	20	20.5	TR14X1	0.03
CD030302.0825230	GNB8	25	23	TR18X1	0.04
CD030302.1030238	GNB10	30	23.8	TR22X1	0.06
CD030302.1335267	GNB13	35	26.7	TR27X1	0.09
CD030302.1642270	GNB16	42	27	TR32X1	0.13
CD030302.2046270	GNB20	46	27	TR36X1	0.15

### CD0304-01 GNB 滚珠扳手 GNB BALL SPANNER



订货号 Order No.	型号 Model No.	D	L	适用螺帽 Nut	KGS
CD030401.2020120	GH20	20	120	GNB6	0.14
CD030401.2525120	GH25	25	120	GNB8	0.16
CD030401.3030120	GH30	30	120	GNB10	0.18
CD030401.3535120	GH35	35	120	GNB13	0.2
CD030401.4242130	GH42	42	130	GNB16	0.25
CD030401.4646140	GH46	46	140	GNB20	0.25

## 高精度**CDC**后拉式筒夹刀柄

### High accuracy collet chuck,extra slim

- ◎后拉式刀柄用于高速精密加工,无螺帽的设计,避免加工时对工件的干涉;
- ◎筒夹后拉式的设计,刚性强、稳定性高;
- ◎-196℃超长深冷处理,减少残余应力,耐磨性显著提高
- ◎超长定型热时效去除磨加工时的残余内应力。
- ◎刀柄本体内锥跳动 (Run-out): $\leq 0.002$ 。
- ◎动平衡G2.5-25000rpm/30000rpm;
- ◎每支刀柄配有1支扳手;

- ◎ Used for high precision machining,no clamping nut required,avoiding the interference of workpiece during machining.
- ◎ The design of collet pull,stronger rigidity,higher stability.
- ◎ -196℃ long cryogenic treatment,reduce residual stress,wear resistance improved significantly.
- ◎ Super long stereotypes heat can effectively remove the residual stress during the grinding processing.
- ◎ Run-out:: $\leq 0.002$
- ◎ Dynamic balance:G2.5-25000RPM/30000RPM.
- ◎ Each handle is equipped with a spanner.



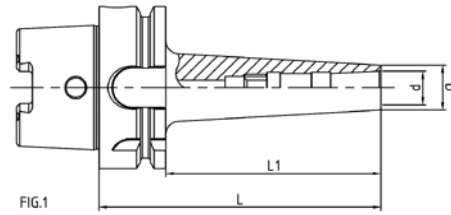
**高精度后拉式筒夹刀柄系列 HIGH ACCURACY COLLET CHUCK, EXTRA SLIM SERIES**
**CD0401-01 HSK/CDC后拉式筒夹刀柄 BACK PULL COLLET CHUCK**


FIG.1

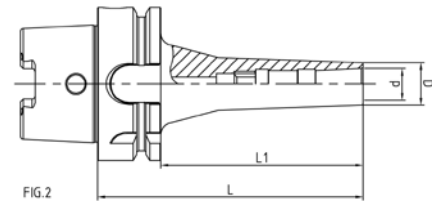


FIG.2

订货号 Order No.	型号 Model No.	FIG.	Clamping Range(d)	D	L	L1	筒夹 Collet	六角 扳手	KGS
CD040101.4006090	HSK40A/E-CDC06-90	2	2-6	13	90	70	CDC06	T4X100	0.50
CD040101.5008085	HSK50A/E-CDC08-85	1	3-8	16	85	59	CDC08	T4X100	0.60
CD040101.5008125	HSK50A/E-CDC08-125	2	3-8	16	125	99	CDC08	T4X150	0.80
CD040101.5010095	HSK50A/E-CDC10-95	1	3-10	21	95	69	CDC10	T5X100	1.00
CD040101.5012125	HSK50A/E-CDC12-125	1	3-12	23	125	99	CDC12	T5X150	0.80
CD040101.6306095	HSK63A-CDC06-95	2	2-6	13	95	50	CDC06	T4X100	0.90
CD040101.6306120	HSK63A-CDC06-120	2	2-6	13	120	60	CDC06	T4X150	1.00
CD040101.6306150	HSK63A-CDC06-150	2	2-6	13	150	76	CDC06	T4X150	1.20
CD040101.6308100	HSK63A-CDC08-100	1	3-8	16	100	74	CDC08	T4X100	1.00
CD040101.6310095	HSK63A-CDC10-95	1	3-10	21	95	69	CDC10	T5X100	1.00
CD040101.6310120	HSK63A-CDC10-120	1	3-10	21	120	94	CDC10	T5X150	1.10
CD040101.6310130	HSK63A-CDC10-130	1	3-10	21	130	101	CDC10	T5X150	2.60
CD040101.6312125	HSK63A-CDC12-125	1	3-12	23	125	99	CDC12	T6X120	1.20
CD040101.6316125	HSK63A-CDC16-125	1	5-16	28	125	99	CDC16	T6X120	1.30
CD040101.1006130	HSK100A-CDC06-130	2	2-6	13	130	101	CDC06	T6X150	2.50
CD040101.1008130	HSK100A-CDC08-130	2	3-8	16	130	101	CDC08	T4X150	2.50
CD040101.1012130	HSK100A-CDC12-130	1	3-12	23	130	101	CDC12	T6X150	2.70
CD040101.1016130	HSK100A-CDC16-130	1	5-16	28	130	101	CDC16	T6X150	2.90

## 高精度后拉式筒夹刀柄系列 HIGH ACCURACY COLLET CHUCK EXTRA SLIM SERIES

### CD0401-02 BT/CDC后拉式筒夹刀柄 BACK PULL COLLET CHUCK

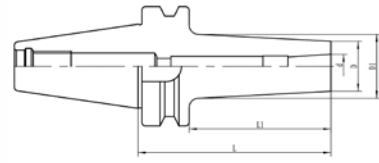


FIG1

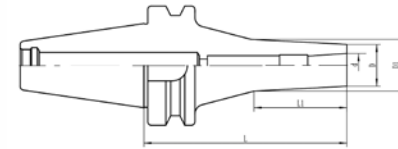
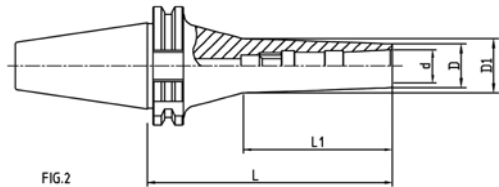
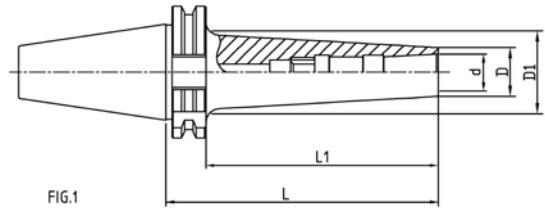


FIG2

订货号 Order No.	型号 Model No.	d	L	L1	D	D1	筒夹 Collet	扳手规格 Spanner	推荐锁固扭力 Recommend locking torque	FIG	KGS
CD040102.3004110	BT30-CDC04-110	2-4	110	90	11	20.4	CDC04	T4X100	5Nm	1	0.49
CD040102.3004125	BT30-CDC04-125	2-4	125	105	10	21	CDC04	T4X100	5Nm	1	0.5
CD040102.3004135	BT30-CDC04-135	2-4	135	115	11	25	CDC04	T4X100	5Nm	1	0.58
CD040102.3006060	BT30-CDC06-60	2-6	60	26	13	15.5	CDC06	T4X60	5Nm	2	0.42
CD040102.3006090	BT30-CDC06-90	2-6	90	50	13	18	CDC06	T4X100	5Nm	2	0.49
CD040102.3008060	BT30-CDC08-60	3-8	60	40	16	20.5	CDC08	T4X100	7Nm	1	0.41
CD040102.3008075	BT30-CDC08-75	3-8	75	55	16	22.5	CDC08	T4X100	7Nm	1	0.43
CD040102.3008130	BT30-CDC08-130	3-8	130	60	16	19	CDC08	T4X150	7Nm	2	0.67
CD040102.3010090	BT30-CDC10-90	3-10	90	68	21	26	CDC10	T5X100	12Nm	1	0.54
CD040102.3012080	BT30-CDC12-80	3-12	80	60	23	31	CDC12	T6X100	12Nm	1	0.54
CD040102.3012110	BT30-CDC12-110	3-12	110	90	23	35	CDC12	T6X100	12Nm	1	0.7
CD040102.4006060	BT40-CDC06-60	2-6	60	26	13	16	CDC06	T4X100	5Nm	2	1
CD040102.4006090	BT40-CDC06-90	2-6	90	43	13	17.5	CDC06	T4X100	5Nm	2	1.08
CD040102.4006120	BT40-CDC06-120	2-6	120	60	13	19.5	CDC06	T4X150	5Nm	2	1.19
CD040102.4006150	BT40-CDC06-150	2-6	150	76	13	21	CDC06	T4X180	5Nm	2	1.3
CD040102.4008065	BT40-CDC08-65	3-8	65	40	16	20	CDC08	T4X100	7Nm	1	1.04
CD040102.4008090	BT40-CDC08-90	3-8	90	60	16	23	CDC08	T4X100	7Nm	1	1.08
CD040102.4008120	BT40-CDC08-120	3-8	120	80	16	25.5	CDC08	T4X120	7Nm	1	1.19
CD040102.4008150	BT40-CDC08-150	3-8	150	90	16	32	CDC08	T4X150	7Nm	2	1.38
CD040102.4010090	BT40-CDC10-90	3-10	90	63	21	26	CDC10	T5X100	12Nm	1	1.12
CD040102.4010120	BT40-CDC10-120	3-10	120	93	21	29	CDC10	T5X150	12Nm	1	1.26
CD040102.4010150	BT40-CDC10-150	3-10	150	123	21	32	CDC10	T5X150	12Nm	1	1.43
CD040102.4012090	BT40-CDC12-90	3-12	90	65	23	31	CDC12	T6X100	12Nm	1	1.13
CD040102.4012120	BT40-CDC12-120	3-12	120	95	23	38	CDC12	T6X120	12Nm	1	1.38
CD040102.4012150	BT40-CDC12-150	3-12	150	88	23	40	CDC16	T6X150	12Nm	2	1.86
CD040102.4016095	BT40-CDC16-95	5-16	95	70	28	35	CDC16	T16X100	16Nm	1	1.4
CD040102.4016125	BT40-CDC16-125	5-16	125	100	28	38	CDC16	T16X120	16Nm	1	1.6
CD040102.5006150	BT50-CDC06-150	2-6	150	115	13	24	CDC06	T4X200	5Nm	1	3.76
CD040102.5008095	BT50-CDC08-95	3-8	95	60	16	23	CDC08	T4X150	7Nm	1	3.65
CD040102.5008110	BT50-CDC08-110	3-8	110	75	16	25	CDC08	T4X150	7Nm	1	3.68
CD040102.5010100	BT50-CDC10-100	3-10	100	62	21	26	CDC10	T5X150	12Nm	1	3.78
CD040102.5010150	BT50-CDC10-150	3-10	150	112	21	31	CDC10	T5X200	12Nm	1	4.03
CD040102.5012100	BT50-CDC12-100	3-12	100	65	23	31	CDC12	T6X150	12Nm	1	3.73
CD040102.5012150	BT50-CDC12-150	3-12	150	115	23	38.5	CDC12	T6X200	12Nm	1	4.1
CD040102.5016100	BT50-CDC16-100	5-16	100	65	28	34.5	CDC16	T6X150	16Nm	1	3.91
CD040102.5016150	BT50-CDC16-150	5-16	150	90	28	35.5	CDC16	T6X200	16Nm	1	4.12

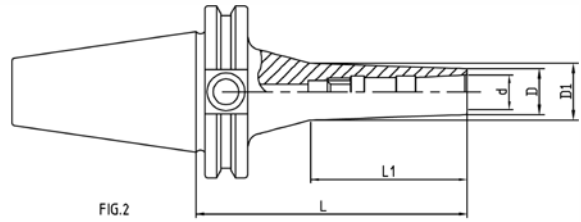
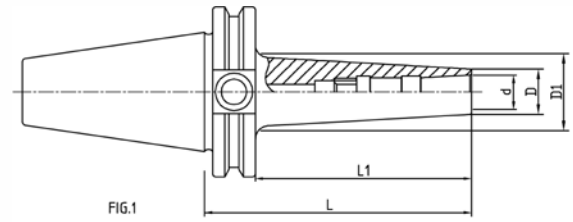
**高精度后拉式筒夹刀柄系列 HIGH ACCURACY COLLET CHUCK EXTRA SLIM SERIES**
**CD0401-03 SK/CDC后拉式筒夹刀柄 BACK PULL COLLET CHUCK**


订货号 Order No.	型号 Model No.	d	L	L1	D	D1	筒夹 Collet	扳手规格 Spanner	推荐锁固扭力 Recommend locking torque	FIG	KGS
CD040103.3004130	SK30-CDC04-130	2-4	130	26	11.1	22.13	CDC04	T4X100	5Nm	2	0.58
CD040103.3006060	SK30-CDC06-60	2-6	60	26	13	15.5	CDC6	T4X60	5Nm	2	0.41
CD040103.3006090	SK30-CDC06-90	2-6	90	50	13	18	CDC6	T4X100	5Nm	2	0.46
CD040103.3008060	SK30-CDC08-60	3-8	60	40	16	20.5	CDC08	T4X100	7Nm	1	0.42
CD040103.3008075	SK30-CDC08-75	3-8	75	55	16	22.5	CDC08	T4X100	7Nm	1	0.46
CD040103.3008130	SK30-CDC08-130	3-8	130	60	16	19	CDC08	T4X150	7Nm	2	0.78
CD040103.3010090	SK30-CDC10-90	3-10	90	68	21	26	CDC10	T5X100	12Nm	1	0.67
CD040103.3012080	SK30-CDC12-80	3-12	80	60	23	31	CDC12	T6X100	12Nm	1	0.53
CD040103.3012110	SK30-CDC12-110	3-12	110	90	23	35	CDC12	T6X100	12Nm	1	0.73
CD040103.4006060	SK40-CDC06-60	2-6	60	26	13	16	CDC06	T4X100	5Nm	2	1
CD040103.4006090	SK40-CDC06-90	2-6	90	43	13	17.5	CDC06	T4X100	5Nm	2	1.08
CD040103.4006120	SK40-CDC06-120	2-6	120	60	13	19.5	CDC06	T4X150	5Nm	2	1.19
CD040103.4006150	SK40-CDC06-150	2-6	150	76	13	21	CDC06	T4X180	5Nm	2	1.3
CD040103.4008065	SK40-CDC08-65	3-8	65	40	16	20	CDC08	T4X100	7Nm	1	1.04
CD040103.4008090	SK40-CDC08-90	3-8	90	60	16	23	CDC08	T4X100	7Nm	1	1.08
CD040103.4008120	SK40-CDC08-120	3-8	120	80	16	25.5	CDC08	T4X120	7Nm	1	1.19
CD040103.4008150	SK40-CDC08-150	3-8	150	90	16	32	CDC08	T4X150	7Nm	2	1.38
CD040103.4010090	SK40-CDC10-90	3-10	90	63	21	26	CDC10	T5X100	12Nm	1	1.12
CD040103.4010120	SK40-CDC10-120	3-10	120	93	21	29	CDC10	T5X150	12Nm	1	1.26
CD040103.4010150	SK40-CDC10-150	3-10	150	123	21	32	CDC10	T5X150	12Nm	1	1.43
CD040103.4012090	SK40-CDC12-90	3-12	90	65	23	31	CDC10	T6X100	12Nm	1	1.13
CD040103.4012120	SK40-CDC12-120	3-12	120	95	23	38	CDC12	T6X120	12Nm	1	1.38
CD040103.4012150	SK40-CDC12-150	3-12	150	88	23	40	CDC12	T6X150	12Nm	2	1.86
CD040103.4016095	SK40-CDC16-95	5-16	95	70	28	35	CDC16	T6X100	16Nm	1	1.4
CD040103.4016125	SK40-CDC16-125	5-16	125	100	28	38	CDC16	T6X120	16Nm	1	1.6
CD040103.5006150	SK50-CDC06-150	2-6	150	115	13	24	CDC06	T4X200	5Nm	1	3.76
CD040103.5008095	SK50-CDC08-95	3-8	95	60	16	23	CDC08	T4X150	7Nm	1	3.65
CD040103.5008110	SK50-CDC08-110	3-8	110	75	16	25	CDC08	T4X150	7Nm	1	3.68
CD040103.5010100	SK50-CDC10-100	3-10	100	62	21	26	CDC10	T5X150	12Nm	1	3.78
CD040103.5010150	SK50-CDC10-150	3-10	150	112	21	31	CDC10	T5X200	12Nm	1	4.03
CD040103.5012100	SK50-CDC12-100	3-12	100	65	23	31	CDC12	T6X150	12Nm	1	3.73
CD040103.5012150	SK50-CDC12-150	3-12	150	115	23	38.5	CDC12	T6X200	12Nm	1	4.1
CD040103.5016100	SK50-CDC16-100	5-16	100	65	28	34.5	CDC16	T6X150	16Nm	1	3.91
CD040103.5016150	SK50-CDC16-150	5-16	150	90	28	35.5	CDC16	T6X200	16Nm	1	4.12

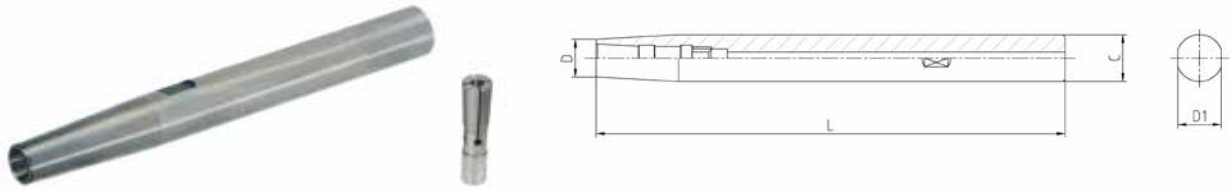


## 高精度后拉式筒夹刀柄系列 HIGH ACCURACY COLLET CHUCK EXTRA SLIM SERIES

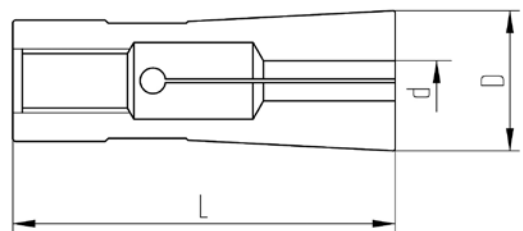
### CD0401-04 CAT/CDC后拉式筒夹刀柄 BACK PULL COLLET CHUCK



订货号 Order No.	型号 Model No.	d	L	L1	D	D1	筒夹 Collet	扳手规格 Spanner	推荐锁固扭力 Recommend locking torque	FIG	KGS
CD040104.3004130	CAT30-CDC04-130	2-4	130	26	11.1	22.13	CDC04	T4X100	5Nm	2	0.58
CD040104.3006060	CAT30-CDC06-60	2-6	60	26	13	15.5	CDC6	T4X60	5Nm	2	0.41
CD040104.3006090	CAT30-CDC06-90	2-6	90	50	13	18	CDC6	T4X100	5Nm	2	0.46
CD040104.3008060	CAT30-CDC08-60	3-8	60	40	16	20.5	CDC08	T4X100	7Nm	1	0.42
CD040104.3008075	CAT30-CDC08-75	3-8	75	55	16	22.5	CDC08	T4X100	7Nm	1	0.46
CD040104.3008130	CAT30-CDC08-130	3-8	130	60	16	19	CDC08	T4X150	7Nm	2	0.78
CD040104.3010090	CAT30-CDC10-90	3-10	90	68	21	26	CDC10	T5X100	12Nm	1	0.67
CD040104.3012080	CAT30-CDC12-80	3-12	80	60	23	31	CDC12	T6X100	12Nm	1	0.53
CD040104.3012110	CAT30-CDC12-110	3-12	110	90	23	35	CDC12	T6X100	12Nm	1	0.73
CD040104.4006060	CAT40-CDC06-60	2-6	60	26	13	16	CDC06	T4X100	5Nm	2	1
CD040104.4006090	CAT40-CDC06-90	2-6	90	43	13	17.5	CDC06	T4X100	5Nm	2	1.08
CD040104.4006120	CAT40-CDC06-120	2-6	120	60	13	19.5	CDC06	T4X150	5Nm	2	1.19
CD040104.4006150	CAT40-CDC06-150	2-6	150	76	13	21	CDC06	T4X180	5Nm	2	1.3
CD040104.4008065	CAT40-CDC08-65	3-8	65	40	16	20	CDC06	T4X100	7Nm	1	1.04
CD040104.4008090	CAT40-CDC08-90	3-8	90	60	16	23	CDC08	T4X100	7Nm	1	1.08
CD040104.4008120	CAT40-CDC08-120	3-8	120	80	16	25.5	CDC08	T4X120	7Nm	1	1.19
CD040104.4008150	CAT40-CDC08-150	3-8	150	90	16	32	CDC08	T4X150	7Nm	2	1.38
CD040104.4010090	CAT40-CDC10-90	3-10	90	63	21	26	CDC10	T5X100	12Nm	1	1.12
CD040104.4010120	CAT40-CDC10-120	3-10	120	93	21	29	CDC10	T5X150	12Nm	1	1.26
CD040104.4010150	CAT40-CDC10-150	3-10	150	123	21	32	CDC10	T5X150	12Nm	1	1.43
CD040104.4012090	CAT40-CDC12-90	3-12	90	65	23	31	CDC12	T5X150	12Nm	1	1.13
CD040104.4012120	CAT40-CDC12-120	3-12	120	95	23	38	CDC12	T6X120	12Nm	1	1.38
CD040104.4012150	CAT40-CDC12-150	3-12	150	88	23	40	CDC12	T6X150	12Nm	2	1.86
CD040104.4016095	CAT40-CDC16-95	5-16	95	70	28	35	CDC16	T6X100	16Nm	1	1.4
CD040104.4016125	CAT40-CDC16-125	5-16	125	100	28	38	CDC16	T6X120	16Nm	1	1.6
CD040104.5006150	CAT50-CDC06-150	2-6	150	115	13	24	CDC06	T4X100	5Nm	1	3.76
CD040104.5008095	CAT50-CDC08-95	3-8	95	60	16	23	CDC08	T4X150	7Nm	1	3.65
CD040104.5008110	CAT50-CDC08-110	3-8	110	75	16	25	CDC08	T4X150	7Nm	1	3.68
CD040104.5010100	CAT50-CDC10-100	3-10	100	62	21	26	CDC10	T5X150	12Nm	1	3.78
CD040104.5010150	CAT50-CDC10-150	3-10	150	112	21	31	CDC10	T5X200	12Nm	1	4.03
CD040104.5012100	CAT50-CDC12-100	3-12	100	65	23	31	CDC12	T6X150	12Nm	1	3.73
CD040104.5012150	CAT50-CDC12-150	3-12	150	115	23	38.5	CDC12	T6X200	12Nm	1	4.1
CD040104.5016100	CAT50-CDC16-100	5-16	100	65	28	34.5	CDC16	T6X150	16Nm	1	3.91
CD040104.5016150	CAT50-CDC16-150	5-16	150	90	28	35.5	CDC16	T6X200	16Nm	1	4.12

**高精度后拉式筒夹刀柄系列 HIGH ACCURACY COLLET CHUCK EXTRA SLIM SERIES**
**CD0401-05 后拉式筒夹延长杆  
 REAR PULL TYPE TUBE CLAMP EXTENSION ROD**


订货号 Order No.	型号 Model No	夹持范围 Clamping	C	D	D1	L	筒夹 Collet	KGS
CD040105.1206120	C12-CDC06-120	2-6	12	12	10	120	CDC06	0.2
CD040105.1206150	C12-CDC06-150					150	CDC06	0.2
CD040105.1606150	C16-CDC06-150		16	13	14	150	CDC06	0.2
CD040105.1606200	C16-CDC06-200					200	CDC06	0.25
CD040105.2006150	C20-CDC06-150		3-8	20	17	150	CDC06	0.3
CD040105.2006200	C20-CDC06-200					200	CDC06	0.4
CD040105.2008150	C20-CDC08-150	16				19	200	CDC08
CD040105.2008200	C20-CDC08-200		CDC08	0.4				
CD040105.2010200	C20-CDC10-200	3-10	20	19	200	CDC10	0.5	
CD040105.2508150	C25-CDC08-150	3-8	25	16	22	150	CDC08	0.45
CD040105.2508200	C25-CDC08-200					200	CDC08	0.6
CD040105.2512200	C25-CDC12-200	3-12	18	22	200	CDC12	0.8	
CD040105.2512250	C25-CDC12-250					250	CDC12	1.05

**CD0402-01后拉式筒夹 COLLET EXTRA SLIM SERIES**


- ◎材料: JIS-SUJ2;
- ◎硬度: HRC48-50;
- ◎立铣刀专用筒夹;
- ◎铣刀柄贯穿筒夹内有效夹持长度, 以发挥最佳效果;

- ◎Material: JIS-SUJ2
- ◎Hardness: HRC48-50
- ◎Special cutter collet
- ◎Milling chuck through the works inside the Collet clamping length, to play the best results;

## 高精度后拉式筒夹刀柄系列 HIGH ACCURACY COLLET CHUCK EXTRA SLIM SERIES

### CD0402-01 后拉式筒夹 EXTRA SLIM SERIES COLLET

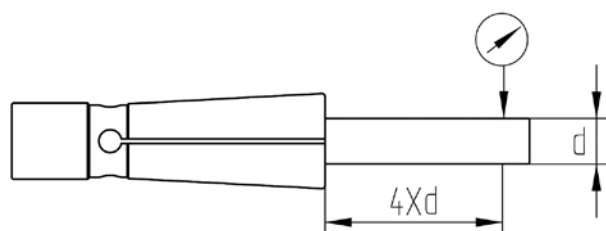
型号 Model No.	d	L	D	G
CDC04	2, 3, 4	30	8.1	M5X0.8
CDC06	2, 3, 4, 5, 6	36	10	M5X0.8
CDC08	3, 4, 5, 6, 7, 8	37	12	M5X0.8
CDC10	3, 4, 5, 6, 7, 8, 9, 10	40	15	M6X1.0
CDC12	3, 4, 5, 6, 7, 8, 9, 10, 11, 12	53	18	M10X1.5
CDC16	5, 6, 7, 8, 9, 10, 11, 12, 13, 14, 15, 16	60	23.4	M10X1.5
CDC20	6,7,8,9,10,11,12,13,14,15,16,17,18,19,20	65	27.9	M10X1.5

CDC04		CDC06		CDC08	
订货号 Order No.	型号 Model No.	订货号 Order No.	型号 Model No.	订货号 Order No.	型号 Model No.
CD040201.04020	CDC04-2	CD040201.06020	CDC06-2	CD040201.08030	CDC08-3
CD040201.04030	CDC04-3	CD040201.06030	CDC06-3	CD040201.08040	CDC08-4
CD040201.04040	CDC04-4	CD040201.06040	CDC06-4	CD040201.08050	CDC08-5
		CD040201.06050	CDC06-5	CD040201.08060	CDC08-6
		CD040201.06060	CDC06-6	CD040201.08070	CDC08-7
				CD040201.08080	CDC08-8

CDC10		CDC12		CDC16	
订货号 Order No.	型号 Model No.	订货号 Order No.	型号 Model No.	订货号 Order No.	型号 Model No.
CD040201.10030	CDC10-3	CD040201.12030	CDC12-3	CD040201.16050	CDC16-5
CD040201.10040	CDC10-4	CD040201.12040	CDC12-4	CD040201.16060	CDC16-6
CD040201.10050	CDC10-5	CD040201.12050	CDC12-5	CD040201.16070	CDC16-7
CD040201.10060	CDC10-6	CD040201.12060	CDC12-6	CD040201.16080	CDC16-8
CD040201.10070	CDC10-7	CD040201.12070	CDC12-7	CD040201.16090	CDC16-9
CD040201.10080	CDC10-8	CD040201.12080	CDC12-8	CD040201.16100	CDC16-10
CD040201.10090	CDC10-9	CD040201.12090	CDC12-9	CD040201.16110	CDC16-11
CD040201.10100	CDC10-10	CD040201.12100	CDC12-10	CD040201.16120	CDC16-12
		CD040201.12110	CDC12-11	CD040201.16130	CDC16-13
		CD040201.12120	CDC12-12	CD040201.16140	CDC16-14
				CD040201.16150	CDC16-15
				CD040201.16160	CDC16-16

### 精度检测: Inspection of Accuracy

后拉筒夹等级 Collet grade	径向跳动精度 4倍柄径距离-4Xd
AA级	$\leq 5\mu$
AAA级	$\leq 3\mu$



## 高精度**热缩式**数控刀柄

### HIGH ACCRUACY SHRINK FIT CNC TOOL HOLDER

#### 高精度热缩式数控刀柄：

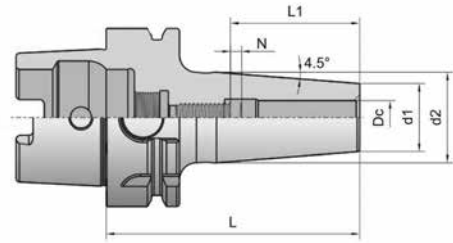
- ◎高精度：  
夹持合适刀具后的径向径跳 $\leq 3\mu$ ；
- ◎夹紧力大：  
采用全圆360°收缩夹持刀具柄径，均匀一致，达到完美的环抱夹紧；
- ◎动平衡好：  
柄体无任何附加物，外形呈对称几何形状，平衡稳定性好，适合于高速加工；
- ◎防尘性好：  
夹持刀具后没有间隙，切屑、冷却液、粉尘不易进入；
- ◎斜度设计：  
非常轻巧细长的斜度形状，尽量避免与工件干涉的发生；
- ◎高刚性：  
刀具突出最短，具有高刚性、强大稳定的夹持，保持高精度。
- ◎动平衡等级：  
G2.5 20000rpm/25000rpm/30000rpm

- ◎High accuracy:  
radial jumping with clamping suitable cutting tools  $\leq 3\mu$ ;
- ◎Large clamping force:  
Tool rod clamping for all round 360° contraction, uniform, achieve perfect surrounded by clamping;
- ◎Good dynamic balance:  
Handle body without any adjunct, symmetrical geometry shape, balance stability is good, suitable for high speed machining;
- ◎Dust tightness is good:  
No gap after clamping tool, chip, cooling liquid, dust will not enter;
- ◎Slope design:  
Very light and thin slope shape, try to avoid the occurrence of interference with workpiece;
- ◎High rigidity:  
Tool highlight is shortest, high rigidity, strong stable clamping and keep high accuracy;
- ◎Balance:  
G2.5 20000rpm/25000rpm/30000rpm



## 高精度热缩式数控刀柄系列 HIGH ACCURACY SHRINK FIT CNC TOOL HOLDER SERIES

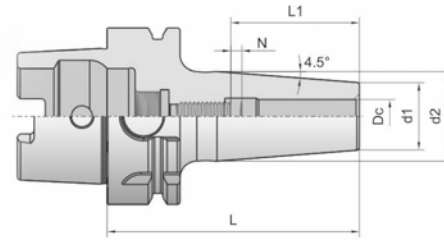
### CD0501-01 热缩式刀柄-HSK32A/40A/50A SHRINK FIT TOOL HOLDER -HSK32A/40A/50A



◆精做动平衡 Precision dynamic balancing  
G2.5 30000rpm

订货号 Order No.	型号 Model No.	锥柄型式 Taper type	尺寸Size(mm)						KGS
			Dc	d1	d2	L	L1	$\leftarrow \begin{matrix} N \\ \rightarrow \end{matrix} \right.$	
CD050101.3203060	HSK32A-SSD03-60	HSK32A	3	11	15	60	12	-	0.16
CD050101.3204060	HSK32A-SSD04-60	HSK32A	4	15	20	60	20	-	0.19
CD050101.3206070	HSK32A-SSD06-70	HSK32A	6	21	26	70	36	10	0.29
CD050101.3208070	HSK32A-SSD08-70	HSK32A	8	21	26	70	36	10	0.28
CD050101.3210080	HSK32A-SSD10-80	HSK32A	10	24	26	80	40	10	0.33
CD050101.4004060	HSK40A-SSD04-60	HSK40A	4	15	20	60	20	-	0.27
CD050101.4006080	HSK40A-SSD06-80	HSK40A	6	21	27	80	36	10	0.41
CD050101.4008080	HSK40A-SSD08-80	HSK40A	8	21	27	80	36	10	0.4
CD050101.4010080	HSK40A-SSD10-80	HSK40A	10	24	32	80	40	10	0.47
CD050101.4012090	HSK40A-SSD12-90	HSK40A	12	24	32	90	45	10	0.51
CD050101.5003080	HSK50A-SSD03-80	HSK50A	3	11	15	80	19	-	0.43
CD050101.5003100	HSK50A-SSD03-100	HSK50A	3	11	15	100	19	-	0.44
CD050101.5004060	HSK50A-SSD04-60	HSK50A	4	14	20	60	20	-	0.44
CD050101.5004080	HSK50A-SSD04-80	HSK50A	4	14	20	80	20	-	0.44
CD050101.5004100	HSK50A-SSD04-100	HSK50A	4	14	20	100	20	-	0.45
CD050101.5005080	HSK50A-SSD05-80	HSK50A	5	16	22	80	28	-	0.5
CD050101.5005100	HSK50A-SSD05-100	HSK50A	5	16	22	100	28	-	0.51
CD050101.5006080	HSK50A-SSD06-80	HSK50A	6	21	27	80	36	10	0.61
CD050101.5006100	HSK50A-SSD06-100	HSK50A	6	21	27	100	36	10	0.62
CD050101.5008080	HSK50A-SSD08-80	HSK50A	8	21	24	80	36	10	0.64
CD050101.5008100	HSK50A-SSD08-100	HSK50A	8	21	24	100	36	10	0.68
CD050101.5010080	HSK50A-SSD10-80	HSK50A	10	24	30	85	41	10	0.65
CD050101.5010100	HSK50A-SSD10-100	HSK50A	10	24	30	100	41	10	0.71
CD050101.5012090	HSK50A-SSD12-90	HSK50A	12	24	30	90	47	10	0.67
CD050101.5014090	HSK50A-SSD14-90	HSK50A	14	27	34	90	47	10	0.73
CD050101.5016095	HSK50A-SSD16-95	HSK50A	16	27	34	95	48	10	0.75
CD050101.5018095	HSK50A-SSD18-95	HSK50A	18	33	42	95	50	10	0.92
CD050101.5020095	HSK50A-SSD20-95	HSK50A	20	33	42	95	52	10	0.90



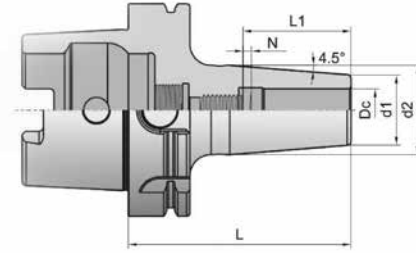
**高精度热缩式数控刀柄系列 HIGH ACCURACY SHRINK FIT CNC TOOL HOLDER SERIES**
**CD0501-02 热缩式刀柄-HSK63A SHRINK FIT TOOL HOLDER -HSK63A**


◆精做动平衡 Precision dynamic balancing  
 G2.5 25000rpm

订货号 Order No.	型号 Model No.	锥柄型式 Taper type	尺寸Size(mm)						KGS
			Dc	d1	d2	L	L1	$\leftarrow \begin{matrix} N \\ \rightarrow \end{matrix}$	
CD050102.6303080	HSK63A-SSD03-80	HSK63A	3	11	15	80	12	-	0.7
CD050102.6304080	HSK63A-SSD04-80	HSK63A	4	15	20	80	20	-	0.75
CD050102.6305080	HSK63A-SSD05-80	HSK63A	5	16	22	80	28	-	0.76
CD050102.6306080	HSK63A-SSD06-80	HSK63A	6	21	27	80	36	10	0.84
CD050102.6306120	HSK63A-SSD06-120	HSK63A	6	21	27	120	36	10	1.0
CD050102.6306160	HSK63A-SSD06-160	HSK63A	6	21	27	160	36	10	1.19
CD050102.6306200	HSK63A-SSD06-200	HSK63A	6	21	27	200	36	10	1.38
CD050102.6308080	HSK63A-SSD08-80	HSK63A	8	21	27	80	36	10	0.83
CD050102.6308120	HSK63A-SSD08-120	HSK63A	8	21	27	120	36	10	1.0
CD050102.6308160	HSK63A-SSD08-160	HSK63A	8	21	27	160	36	10	1.18
CD050102.6308200	HSK63A-SSD08-200	HSK63A	8	21	27	200	36	10	1.36
CD050102.6310090	HSK63A-SSD10-90	HSK63A	10	24	32	90	40	10	0.9
CD050102.6310120	HSK63A-SSD10-120	HSK63A	10	24	32	120	40	10	1.12
CD050102.6310160	HSK63A-SSD10-160	HSK63A	10	24	32	160	40	10	1.36
CD050102.6310200	HSK63A-SSD10-200	HSK63A	10	24	32	200	40	10	1.6
CD050102.6312090	HSK63A-SSD12-90	HSK63A	12	24	32	90	45	10	0.92
CD050102.6312120	HSK63A-SSD12-120	HSK63A	12	24	32	120	45	10	1.1
CD050102.6312160	HSK63A-SSD12-160	HSK63A	12	24	32	160	45	10	1.35
CD050102.6312200	HSK63A-SSD12-200	HSK63A	12	24	32	200	45	10	1.6
CD050102.6314090	HSK63A-SSD14-90	HSK63A	14	27	34	90	47	10	0.97
CD050102.6314120	HSK63A-SSD14-120	HSK63A	14	27	34	120	47	10	1.15
CD050102.6314160	HSK63A-SSD14-160	HSK63A	14	27	34	160	47	10	1.39
CD050102.6314200	HSK63A-SSD14-200	HSK63A	14	27	34	200	47	10	1.63
CD050102.6316090	HSK63A-SSD16-90	HSK63A	16	27	34	90	48	10	0.97
CD050102.6316120	HSK63A-SSD16-120	HSK63A	16	27	34	120	48	10	1.13
CD050102.6316160	HSK63A-SSD16-160	HSK63A	16	27	34	160	48	10	1.37
CD050102.6316200	HSK63A-SSD16-200	HSK63A	16	27	34	200	48	10	1.61
CD050102.6318090	HSK63A-SSD18-90	HSK63A	18	33	42	90	50	10	1.15
CD050102.63180120	HSK63A-SSD18-120	HSK63A	18	33	42	120	50	10	1.36
CD050102.63180160	HSK63A-SSD18-160	HSK63A	18	33	42	160	50	10	1.35
CD050102.63180200	HSK63A-SSD18-200	HSK63A	18	33	42	200	50	10	2.14
CD050102.6320100	HSK63A-SSD20-100	HSK63A	20	33	42	100	50	10	1.18
CD050102.6320120	HSK63A-SSD20-120	HSK63A	20	33	42	120	50	10	1.39
CD050102.6320160	HSK63A-SSD20-160	HSK63A	20	33	42	160	50	10	1.8
CD050102.6320200	HSK63A-SSD20-200	HSK63A	20	33	42	200	50	10	2.21
CD050102.6325115	HSK63A-SSD25-115	HSK63A	25	44	53	115	56	10	1.78
CD050102.6325130	HSK63A-SSD25-130	HSK63A	25	44	53	130	56	10	2.03
CD050102.6325160	HSK63A-SSD25-160	HSK63A	25	44	53	160	56	10	2.54
CD050102.6325200	HSK63A-SSD25-200	HSK63A	25	44	53	200	56	10	2.95
CD050102.6332120	HSK63A-SSD32-120	HSK63A	32	44	53	120	60	10	1.71
CD050102.6332160	HSK63A-SSD32-160	HSK63A	32	44	53	160	60	10	2.38
CD050102.6332200	HSK63A-SSD32-200	HSK63A	32	44	53	200	60	10	3.05

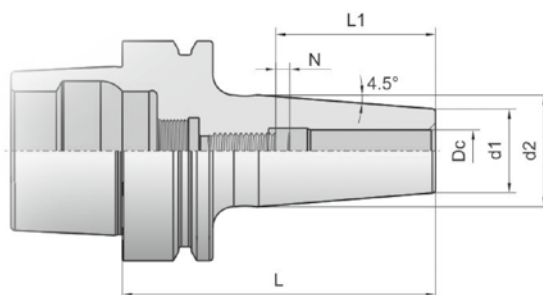
## 高精度热缩式数控刀柄系列 HIGH ACCURACY SHRINK FIT CNC TOOL HOLDER SERIES

### CD0501-03 热缩式刀柄-HSK100A SHRINK FIT TOOL HOLDER -HSK100A



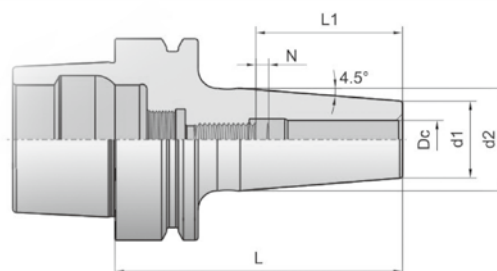
◆精做动平衡 Precision dynamic balancing  
 G2.5 20000rpm

订货号 Order No.	型号 Model No.	锥柄型式 Taper type	尺寸Size(mm)						KGS
			Dc	d1	d2	L	L1	$\leftarrow \begin{matrix} N \\ \rightarrow \end{matrix} \rightleftharpoons$	
CD050103.1004090	HSK100A-SSD04-90	HSK100A	4	15	20	90	20	10	2.0
CD050103.1004130	HSK100A-SSD04-130	HSK100A	4	15	20	130	20	10	2.1
CD050103.1004160	HSK100A-SSD04-160	HSK100A	4	15	20	160	20	10	2.18
CD050103.1004200	HSK100A-SSD04-200	HSK100A	4	15	20	200	20	10	2.28
CD050103.1006090	HSK100A-SSD06-90	HSK100A	6	21	27	90	36	10	2.3
CD050103.1006120	HSK100A-SSD06-120	HSK100A	6	21	27	120	36	10	2.35
CD050103.1006160	HSK100A-SSD06-160	HSK100A	6	21	27	160	36	10	2.52
CD050103.1006200	HSK100A-SSD06-200	HSK100A	6	21	27	200	36	10	2.69
CD050103.1006250	HSK100A-SSD06-250	HSK100A	6	21	27	250	36	10	2.89
CD050103.1006300	HSK100A-SSD06-300	HSK100A	6	21	27	300	36	10	3.1
CD050103.1008085	HSK100A-SSD08-85	HSK100A	8	21	27	85	36	10	2.19
CD050103.1008120	HSK100A-SSD08-120	HSK100A	8	21	27	120	36	10	2.34
CD050103.1008160	HSK100A-SSD08-160	HSK100A	8	21	27	160	36	10	2.52
CD050103.1008200	HSK100A-SSD08-200	HSK100A	8	21	27	200	36	10	2.69
CD050103.1008250	HSK100A-SSD08-250	HSK100A	8	21	27	250	36	10	2.89
CD050103.1008300	HSK100A-SSD08-300	HSK100A	8	21	27	300	36	10	3.1
CD050103.1010090	HSK100A-SSD10-90	HSK100A	10	24	32	90	40	10	2.27
CD050103.1010120	HSK100A-SSD10-120	HSK100A	10	24	32	120	40	10	2.44
CD050103.1010160	HSK100A-SSD10-160	HSK100A	10	24	32	160	40	10	2.68
CD050103.1012095	HSK100A-SSD12-95	HSK100A	12	24	32	95	45	10	2.29
CD050103.1012120	HSK100A-SSD12-120	HSK100A	12	24	32	120	45	10	2.43
CD050103.1012160	HSK100A-SSD12-160	HSK100A	12	24	32	160	45	10	2.66
CD050103.1014090	HSK100A-SSD14-90	HSK100A	14	27	34	90	47	10	2.35
CD050103.1014200	HSK100A-SSD14-200	HSK100A	14	27	34	200	47	10	3.04
CD050103.1014250	HSK100A-SSD14-250	HSK100A	14	27	34	205	47	10	3.36
CD050103.1014300	HSK100A-SSD14-300	HSK100A	14	27	34	300	47	10	3.69
CD050103.1016100	HSK100A-SSD16-100	HSK100A	16	27	34	100	48	10	2.34
CD050103.1016160	HSK100A-SSD16-160	HSK100A	16	27	34	160	48	10	2.72
CD050103.1016200	HSK100A-SSD16-200	HSK100A	16	27	34	200	48	10	3.04
CD050103.1016250	HSK100A-SSD16-250	HSK100A	16	27	34	250	48	10	3.36
CD050103.1016300	HSK100A-SSD16-300	HSK100A	16	27	34	300	48	10	3.68
CD050103.1018100	HSK100A-SSD18-100	HSK100A	18	33	42	100	50	10	2.37
CD050103.1018200	HSK100A-SSD18-200	HSK100A	18	33	42	200	50	10	3.77
CD050103.1018250	HSK100A-SSD18-250	HSK100A	18	33	42	250	50	10	3.87
CD050103.1018300	HSK100A-SSD18-300	HSK100A	18	33	42	300	50	10	4.37
CD050103.1020105	HSK100A-SSD20-105	HSK100A	20	33	42	105	50	10	2.55
CD050103.1020160	HSK100A-SSD20-160	HSK100A	20	33	42	160	50	10	3.1
CD050103.1020200	HSK100A-SSD20-200	HSK100A	20	33	42	200	50	10	3.59
CD050103.1020250	HSK100A-SSD20-250	HSK100A	20	33	42	250	50	10	4.09
CD050103.1020300	HSK100A-SSD20-300	HSK100A	20	33	42	300	50	10	4.59
CD050103.1025115	HSK100A-SSD25-115	HSK100A	25	44	53	115	56	10	3.08
CD050103.1025200	HSK100A-SSD25-200	HSK100A	25	44	53	200	56	10	4.48
CD050103.1025160	HSK100A-SSD25-160	HSK100A	25	44	53	160	56	10	3.82
CD050103.1032120	HSK100A-SSD32-120	HSK100A	32	44	53	120	60	10	3.02
CD050103.1032160	HSK100A-SSD32-160	HSK100A	32	44	53	160	60	10	3.68
CD050103.1032200	HSK100A-SSD32-200	HSK100A	32	44	53	200	60	10	4.14

**高精度热缩式数控刀柄系列 HIGH ACCURACY SHRINK FIT CNC TOOL HOLDER SERIES**
**CD0501-04 热缩式刀柄-HSK32E/HSK40E  
SHRINK FIT TOOL HOLDER -HSK32E/HSK40E**


◆精做动平衡 Precision dynamic balancing  
G2.5 30000rpm

订货号 Order No.	型号 Model No.	锥柄型式 Taper type	尺寸Size(mm)						KGS
			Dc	d1	d2	L	L1	$\leftarrow \begin{matrix} N \\ \rightarrow \end{matrix}$	
CD050104.3203060	HSK32E-SSD03-60	HSK32E	3	11	14	60	12	-	0.16
CD050104.3204060	HSK32E-SSD04-60	HSK32E	4	15	20	60	20	-	0.2
CD050104.3206070	HSK32E-SSD06-70	HSK32E	6	21	26	70	36	10	0.3
CD050104.3208070	HSK32E-SSD08-70	HSK32E	8	21	26	70	36	10	0.25
CD050104.3210080	HSK32E-SSD10-80	HSK32E	10	24	26	80	40	10	0.4
CD050104.4004060	HSK40E-SSD04-60	HSK40E	4	15	20	60	20	10	0.28
CD050104.4006060	HSK40E-SSD06-60	HSK40E	6	21	27	60	36	10	0.3
CD050104.4006080	HSK40E-SSD06-80	HSK40E	6	21	27	80	36	10	0.42
CD050104.4008060	HSK40E-SSD08-60	HSK40E	8	21	27	60	36	10	0.33
CD050104.4008080	HSK40E-SSD08-80	HSK40E	8	21	27	80	36	10	0.41
CD050104.4010060	HSK40E-SSD10-60	HSK40E	10	24	30.3	60	40	10	0.36
CD050104.4010090	HSK40E-SSD10-90	HSK40E	10	24	32	90	40	10	0.54
CD050104.4012060	HSK40E-SSD12-60	HSK40E	12	24	30.3	60	45	10	0.34
CD050104.4012090	HSK40E-SSD12-90	HSK40E	12	24	32	90	45	10	0.52

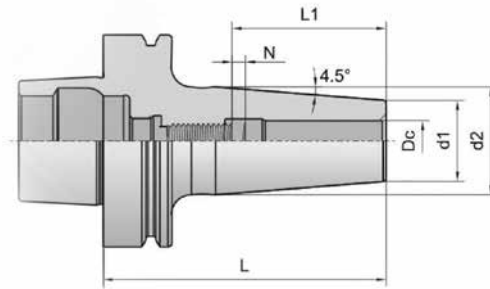
**CD0501-05 热缩式刀柄-HSK50E SHRINK FIT TOOL HOLDER -HSK50E**


◆精做动平衡 Precision dynamic balancing  
G2.5 30000rpm

订货号 Order No.	型号 Model No.	锥柄型式 Taper type	尺寸Size(mm)						KGS
			Dc	d1	d2	L	L1	$\leftarrow \begin{matrix} N \\ \rightarrow \end{matrix}$	
CD050105.5004060	HSK50E-SSD04-60	HSK50E	4	15	20	60	20	-	0.47
CD050105.5006070	HSK50E-SSD06-70	HSK50E	6	21	27	70	36	10	0.56
CD050105.5008070	HSK50E-SSD08-70	HSK50E	8	21	27	70	36	10	0.55
CD050105.5010080	HSK50E-SSD10-80	HSK50E	10	24	32	80	40	10	0.64
CD050105.5012090	HSK50E-SSD12-90	HSK50E	12	24	32	90	45	10	0.69
CD050105.5016095	HSK50E-SSD16-95	HSK50E	16	27	34	95	48	10	0.75

## 高精度热缩式数控刀柄系列 HIGH ACCURACY SHRINK FIT CNC TOOL HOLDER SERIES

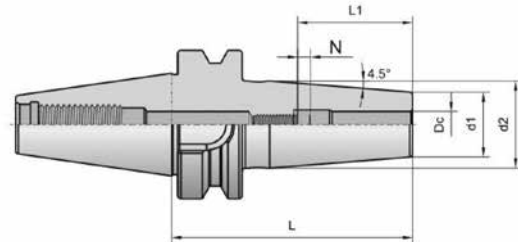
### CD0501-06 热缩式刀柄-HSK63F SHRINK FIT TOOL HOLDER -HSK63F



◆精做动平衡 Precision dynamic balancing  
G2.5 30000rpm

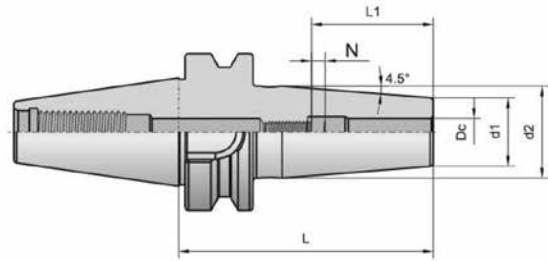
订货号 Order No.	型号 Model No.	锥柄型式 Taper type	尺寸Size(mm)						KGS
			Dc	d1	d2	L	L1	$\leftarrow \begin{matrix} N \\ \rightarrow \end{matrix}$	
CD050106.6304080	HSK63F-SSD04-80	HSK63F	4	15	20	80	20	-	0.75
CD050106.6306080	HSK63F-SSD06-80	HSK63F	6	21	27	80	36	10	0.84
CD050106.6308080	HSK63F-SSD08-80	HSK63F	8	21	27	80	36	10	0.83
CD050106.6310085	HSK63F-SSD10-85	HSK63F	10	24	32	85	40	10	0.9
CD050106.6312090	HSK63F-SSD12-90	HSK63F	12	24	32	90	45	10	0.93
CD050106.6316095	HSK63F-SSD16-95	HSK63F	16	27	34	95	48	10	0.99
CD050106.6320100	HSK63F-SSD20-100	HSK63F	20	33	42	100	50	10	1.19

### CD0502-01 热缩式刀柄-BT30 SHRINK FIT TOOL HOLDER -BT30



◆精做动平衡 Precision dynamic balancing  
G2.5 30000rpm

订货号 Order No.	型号 Model No.	锥柄型式 Taper type	尺寸Size(mm)						KGS
			Dc	d1	d2	L	L1	$\leftarrow \begin{matrix} N \\ \rightarrow \end{matrix}$	
CD050201.3004080	BT30-SSD04-80	BT30	4	15	20	80	20	-	0.49
CD050201.3004120	BT30-SSD04-120	BT30	4	15	20	120	20	-	0.59
CD050201.3005080	BT30-SSD05-80	BT30	5	16	22	80	28	-	0.51
CD050201.3005120	BT30-SSD05-120	BT30	5	16	22	120	28	-	0.63
CD050201.3006080	BT30-SSD06-80	BT30	6	21	27	80	36	10	0.59
CD050201.3006120	BT30-SSD06-120	BT30	6	21	27	120	36	10	0.76
CD050201.3008080	BT30-SSD08-80	BT30	8	21	27	80	36	10	0.57
CD050201.3008120	BT30-SSD08-120	BT30	8	21	27	120	36	10	0.74
CD050201.3010080	BT30-SSD10-80	BT30	10	24	32	80	40	10	0.63
CD050201.3010120	BT30-SSD10-120	BT30	10	24	32	120	40	10	0.86
CD050201.3012080	BT30-SSD12-80	BT30	12	24	32	80	45	10	0.61
CD050201.3012120	BT30-SSD12-120	BT30	12	24	32	120	45	10	0.61
CD050201.3014080	BT30-SSD14-80	BT30	14	27	34	80	47	10	0.58
CD050201.3014120	BT30-SSD14-120	BT30	14	27	34	120	47	10	0.9
CD050201.3016080	BT30-SSD16-80	BT30	16	27	34	80	48	10	0.61
CD050201.3016120	BT30-SSD16-120	BT30	16	27	34	120	48	10	0.84
CD050201.3018080	BT30-SSD18-80	BT30	18	33	42	80	50	10	0.79
CD050201.3018120	BT30-SSD18-120	BT30	18	33	42	120	50	10	1.12
CD050201.3020080	BT30-SSD20-80	BT30	20	33	42	80	52	10	0.73
CD050201.3020120	BT30-SSD20-120	BT30	20	33	42	120	52	10	1.1

**高精度热缩式数控刀柄系列 HIGH ACCURACY SHRINK FIT CNC TOOL HOLDER SERIES**
**CD0502-02 热缩式刀柄-BT40 SHRINK FIT TOOL HOLDER -BT40**


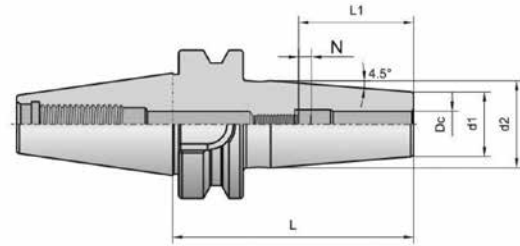
◆精做动平衡 Precision dynamic balancing  
 G2.5 3000rpm

订货号 Order No.	型号 Model No.	锥柄型式 Taper type	尺寸Size(mm)						KGS
			Dc	d1	d2	L	L1	$\leftarrow \begin{matrix} N \\ \rightarrow \end{matrix}$	
CD050202.4004090	BT40-SSD04-90	BT40	4	15	20	90	20	-	1.11
CD050202.4004120	BT40-SSD04-120	BT40	4	15	20	120	20	-	1.18
CD050202.4004150	BT40-SSD04-150	BT40	4	15	20	150	20	-	1.25
CD050202.4004090	BT40-SSD05-90	BT40	5	16	22	90	28	-	1.13
CD050202.4004120	BT40-SSD05-120	BT40	5	16	22	120	28	-	1.22
CD050202.4004150	BT40-SSD05-150	BT40	5	16	22	150	28	-	1.3
CD050202.4006090	BT40-SSD06-90	BT40	6	21	27	90	36	10	1.22
CD050202.4006120	BT40-SSD06-120	BT40	6	21	27	120	36	10	1.35
CD050202.4006160	BT40-SSD06-160	BT40	6	21	27	160	36	10	1.53
CD050202.4006200	BT40-SSD06-200	BT40	6	21	27	200	36	10	1.71
CD050202.4008090	BT40-SSD08-90	BT40	8	21	27	90	36	10	1.21
CD050202.4008120	BT40-SSD08-120	BT40	8	21	27	120	36	10	1.34
CD050202.4008160	BT40-SSD08-160	BT40	8	21	27	160	36	10	1.51
CD050202.4008200	BT40-SSD08-200	BT40	8	21	27	200	36	10	1.69
CD050202.4010090	BT40-SSD10-90	BT40	10	24	32	90	40	10	1.27
CD050202.4010120	BT40-SSD10-120	BT40	10	24	32	120	40	10	1.45
CD050202.4010160	BT40-SSD10-160	BT40	10	24	32	160	40	10	1.69
CD050202.4012090	BT40-SSD12-90	BT40	12	24	32	90	45	10	1.24
CD050202.4012120	BT40-SSD12-120	BT40	12	24	32	120	45	10	1.42
CD050202.4012160	BT40-SSD12-160	BT40	12	24	32	160	45	10	1.65
CD050202.4012200	BT40-SSD12-200	BT40	12	24	32	200	45	10	1.9
CD050202.4014090	BT40-SSD14-90	BT40	14	27	34	90	47	10	1.24
CD050202.4014120	BT40-SSD14-120	BT40	14	27	34	120	47	10	1.49
CD050202.4014160	BT40-SSD14-160	BT40	14	27	34	160	47	10	1.75
CD050202.4014200	BT40-SSD14-200	BT40	14	27	34	200	47	10	2.03
CD050202.4016090	BT40-SSD16-90	BT40	16	27	34	90	48	10	1.24
CD050202.4016120	BT40-SSD16-120	BT40	16	27	34	120	48	10	1.43
CD050202.4016160	BT40-SSD16-160	BT40	16	27	34	160	48	10	1.67
CD050202.4016200	BT40-SSD16-200	BT40	16	27	34	200	48	10	1.99
CD050202.4018090	BT40-SSD18-90	BT40	18	33	42	90	50	10	1.4
CD050202.4018120	BT40-SSD18-120	BT40	18	33	42	120	50	10	1.69
CD050202.4018160	BT40-SSD18-160	BT40	18	33	42	160	50	10	2.11
CD050202.4018200	BT40-SSD18-200	BT40	18	33	42	200	50	10	2.55
CD050202.4020090	BT40-SSD20-90	BT40	20	33	42	90	50	10	1.35
CD050202.4020120	BT40-SSD20-120	BT40	20	33	42	120	50	10	1.64
CD050202.4020160	BT40-SSD20-160	BT40	20	33	42	160	50	10	2.03
CD050202.4020200	BT40-SSD20-200	BT40	20	33	42	200	50	10	2.52
CD050202.4025100	BT40-SSD25-100	BT40	25	44	53	100	56	10	1.67
CD050202.4025160	BT40-SSD25-160	BT40	25	44	53	160	56	10	2.49
CD050202.4025200	BT40-SSD25-200	BT40	25	44	53	200	56	10	3.51
CD050202.4032100	BT40-SSD32-100	BT40	32	44	53	100	60	10	1.51



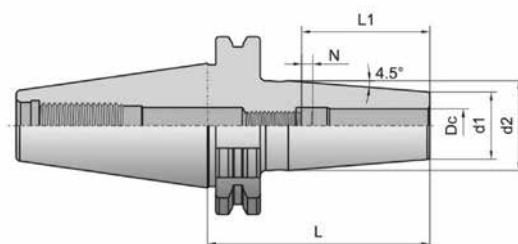
## 高精度热缩式数控刀柄系列 HIGH ACCURACY SHRINK FIT CNC TOOL HOLDER SERIES

### CD0502-03 热缩式刀柄-BT50 SHRINK FIT TOOL HOLDER -BT50



◆精做动平衡 Precision dynamic balancing  
 G2.5 30000rpm

订货号 Order No.	型号 Model No.	锥柄型式 Taper type	尺寸Size(mm)						KGS
			Dc	d1	d2	L	L1	$\leftarrow \begin{matrix} N \\ \rightarrow \end{matrix}$	
CD050203.5004100	BT50-SSD04-100	BT50	4	15	20	100	20	-	3.68
CD050203.5004120	BT50-SSD04-120	BT50	4	15	20	120	20	-	3.73
CD050203.5005100	BT50-SSD05-100	BT50	5	16	22	100	28	-	3.7
CD050203.5005120	BT50-SSD05-120	BT50	5	16	22	120	28	-	3.76
CD050203.5005160	BT50-SSD05-160	BT50	5	16	22	160	28	-	3.88
CD050203.5006100	BT50-SSD06-100	BT50	6	21	27	100	36	10	3.78
CD050203.5006120	BT50-SSD06-120	BT50	6	21	27	120	36	10	3.87
CD050203.5006160	BT50-SSD06-160	BT50	6	21	27	160	36	10	4.05
CD050203.5006200	BT50-SSD06-200	BT50	6	21	27	200	36	10	4.23
CD050203.5008100	BT50-SSD08-100	BT50	8	21	27	100	36	10	3.78
CD050203.5008120	BT50-SSD08-120	BT50	8	21	27	120	36	10	3.87
CD050203.5008160	BT50-SSD08-160	BT50	8	21	27	160	36	10	4.04
CD050203.5008200	BT50-SSD08-200	BT50	8	21	27	200		10	4.23
CD050203.5010100	BT50-SSD10-100	BT50	10	24	32	100	45	10	3.84
CD050203.5010120	BT50-SSD10-120	BT50	10	24	32	120	45	10	3.96
CD050203.5010160	BT50-SSD10-160	BT50	10	24	32	160	45	10	4.21
CD050203.5010200	BT50-SSD10-200	BT50	10	24	32	200	45	10	4.46
CD050203.5012100	BT50-SSD12-100	BT50	12	24	32	100	45	10	3.83
CD050203.5012120	BT50-SSD12-120	BT50	12	24	32	120	45	10	3.95
CD050203.5012160	BT50-SSD12-160	BT50	12	24	32	160	45	10	4.2
CD050203.5012200	BT50-SSD12-200	BT50	12	24	32	200	45	10	4.45
CD050203.5014100	BT50-SSD14-100	BT50	14	27	34	100	47	10	3.87
CD050203.5014120	BT50-SSD14-120	BT50	14	27	34	120	47	10	4.01
CD050203.5014160	BT50-SSD14-160	BT50	14	27	34	160	47	10	4.29
CD050203.5014200	BT50-SSD14-200	BT50	14	27	34	200	47	10	4.57
CD050203.5016100	BT50-SSD16-100	BT50	16	27	34	100	48	10	3.85
CD050203.5016120	BT50-SSD16-120	BT50	16	27	34	120	48	10	4
CD050203.5016160	BT50-SSD16-160	BT50	16	27	34	160	48	10	4.27
CD050203.5016200	BT50-SSD16-200	BT50	16	27	34	200	48	10	4.55
CD050203.5018100	BT50-SSD18-100	BT50	18	33	42	100	50	10	4
CD050203.5018120	BT50-SSD18-120	BT50	18	33	42	120	50	10	4.21
CD050203.5018160	BT50-SSD18-160	BT50	18	33	42	160	50	10	4.64
CD050203.5018200	BT50-SSD18-200	BT50	18	33	42	200	50	10	5.07
CD050203.5020100	BT50-SSD20-100	BT50	20	33	42	100	50	10	3.98
CD050203.5020120	BT50-SSD20-120	BT50	20	33	42	120	50	10	4.19
CD050203.5020160	BT50-SSD20-160	BT50	20	33	42	160	50	10	4.62
CD050203.5020200	BT50-SSD20-200	BT50	20	33	42	200	50	10	5.05
CD050203.5025100	BT50-SSD25-100	BT50	25	44	53	100	56	10	4.25
CD050203.5025120	BT50-SSD25-120	BT50	25	44	53	120	56	10	4.59
CD050203.5025160	BT50-SSD25-160	BT50	25	44	53	160	56	10	5.28
CD050203.5025200	BT50-SSD25-200	BT50	25	44	53	200	56	10	5.96
CD050203.5032100	BT50-SSD32-100	BT50	32	44	53	100	60	10	4.09
CD050203.5032120	BT50-SSD32-120	BT50	32	44	53	120	60	10	4.43
CD050203.5032160	BT50-SSD32-160	BT50	32	44	53	160	60	10	5.11

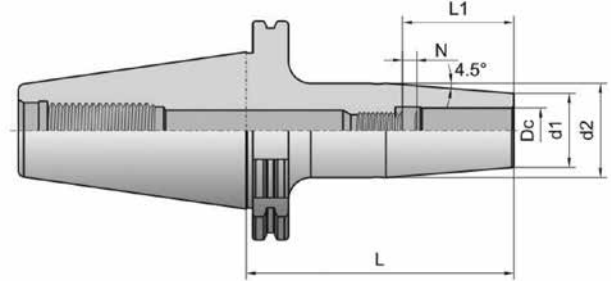
**高精度热缩式数控刀柄系列 HIGH ACCURACY SHRINK FIT CNC TOOL HOLDER SERIES**
**CD0503-01 热缩式刀柄-SK40(DIN69871)  
 SHRINK FIT TOOL HOLDER -SK40(DIN69871)**


◆精做动平衡 Precision dynamic balancing  
 G2.5 2000rpm

订货号 Order No.	型号 Model No.	锥柄型式 Taper type	尺寸Size(mm)						KGS
			Dc	d1	d2	L	L1	$\leftarrow \begin{matrix} N \\ \rightarrow \end{matrix} \right.$	
CD050301.4004080	SK40-SSD04-80	SK40	4	15	20	80	20	-	0.93
CD050301.4006080	SK40-SSD06-80	SK40	6	21	27	80	36	10	1.02
CD050301.4006120	SK40-SSD06-120	SK40	6	21	27	120	36	10	1.2
CD050301.4006160	SK40-SSD06-160	SK40	6	21	27	160	36	10	1.37
CD050301.4008080	SK40-SSD08-80	SK40	8	21	27	80	36	10	1
CD050301.4008120	SK40-SSD08-120	SK40	8	21	27	120	36	10	1.18
CD050301.4008160	SK40-SSD08-160	SK40	8	21	27	160	36	10	1.34
CD050301.4010080	SK40-SSD10-80	SK40	10	24	32	80	40	10	1.07
CD050301.4010120	SK40-SSD10-120	SK40	10	24	32	120	40	10	1.31
CD050301.4010160	SK40-SSD10-160	SK40	10	24	32	160	40	10	1.55
CD050301.4012080	SK40-SSD12-80	SK40	12	24	32	80	45	10	1.04
CD050301.4012120	SK40-SSD12-120	SK40	12	24	32	120	45	10	1.27
CD050301.4012160	SK40-SSD12-160	SK40	12	24	32	160	45	10	1.5
CD050301.4016080	SK40-SSD16-80	SK40	16	27	34	80	48	10	1.07
CD050301.4016120	SK40-SSD16-120	SK40	16	27	34	120	48	10	1.33
CD050301.4016160	SK40-SSD16-160	SK40	16	27	34	160	48	10	1.59
CD050301.4020080	SK40-SSD20-80	SK40	20	33	42	80	50	10	1.17
CD050301.4020120	SK40-SSD20-120	SK40	20	33	42	120	50	10	1.56
CD050301.4020160	SK40-SSD20-160	SK40	20	33	42	160	50	10	1.94
CD050301.4025100	SK40-SSD25-100	SK40	25	44	53	100	56	10	1.78
CD050301.4025160	SK40-SSD25-160	SK40	25	44	53	160	56	10	2.78
CD050301.4032100	SK40-SSD32-100	SK40	32	44	53	100	60	10	1.62
CD050301.4032160	SK40-SSD32-160	SK40	32	44	53	160	60	10	2.62

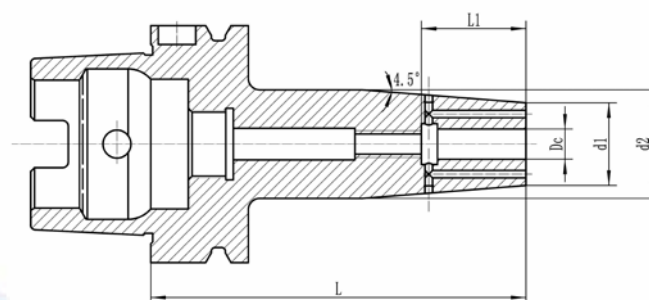
## 高精度热缩式数控刀柄系列 HIGH ACCURACY SHRINK FIT CNC TOOL HOLDER SERIES

### CD0503-02 热缩式刀柄-SK50(DIN69871) SHRINK FIT TOOL HOLDER -SK50(DIN69871)



◆精做动平衡 Precision dynamic balancing  
G2.5 20000rpm

订货号 Order No.	型号 Model No.	锥柄型式 Taper type	尺寸Size(mm)						KGS
			Dc	d1	d2	L	L1	$\leftarrow \begin{matrix} N \\ + \end{matrix} \rightarrow$	
CD050302.5006080	SK50-SSD06-80	SK50	6	21	27	80	36	10	2.84
CD050302.5006120	SK50-SSD06-120	SK50	6	21	27	120	36	10	3.01
CD050302.5006160	SK50-SSD06-160	SK50	6	21	27	160	36	10	3.19
CD050302.5008080	SK50-SSD08-80	SK50	8	21	27	80	36	10	2.82
CD050302.5008120	SK50-SSD08-120	SK50	8	21	27	120	36	10	3
CD050302.5008160	SK50-SSD08-160	SK50	8	21	27	160	36	10	3.16
CD050302.5010080	SK50-SSD10-80	SK50	10	24	32	80	40	10	2.88
CD050302.5010120	SK50-SSD10-120	SK50	10	24	32	120	40	10	3.11
CD050302.5010160	SK50-SSD10-160	SK50	10	24	32	160	40	10	3.34
CD050302.5012080	SK50-SSD12-80	SK50	12	24	32	80	45	10	2.86
CD050302.5012120	SK50-SSD12-120	SK50	12	24	32	120	45	10	3.08
CD050302.5012160	SK50-SSD12-160	SK50	12	24	32	160	45	10	3.31
CD050302.5016080	SK50-SSD16-80	SK50	16	27	34	80	48	10	2.88
CD050302.5016120	SK50-SSD16-120	SK50	16	27	34	120	48	10	3.14
CD050302.5016160	SK50-SSD16-160	SK50	16	27	34	160	48	10	3.4
CD050302.5020080	SK50-SSD20-80	SK50	20	33	42	80	50	10	3
CD050302.5020120	SK50-SSD20-120	SK50	20	33	42	120	50	10	3.41
CD050302.5020160	SK50-SSD20-160	SK50	20	33	42	160	50	10	3.82
CD050302.5025100	SK50-SSD25-100	SK50	25	44	53	100	56	10	3.6
CD050302.5025160	SK50-SSD25-160	SK50	25	44	53	160	56	10	4.6
CD050302.5032100	SK50-SSD32-100	SK50	32	44	53	100	60	10	3.44
CD050302.5032160	SK50-SSD32-160	SK50	32	44	53	160	60	10	4.44

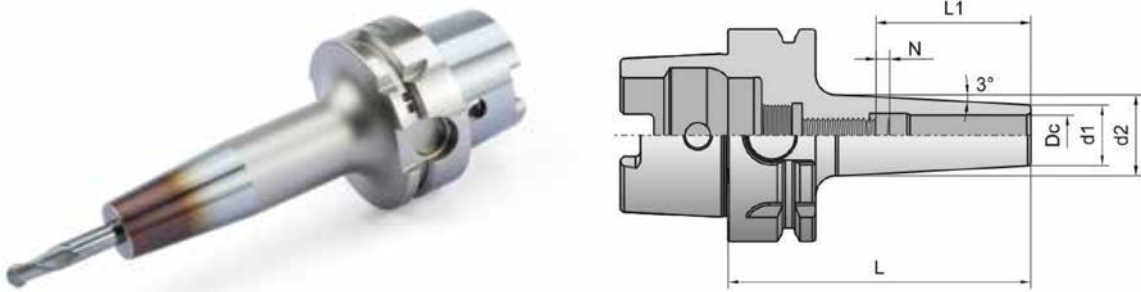
**高精度热缩式数控刀柄系列 HIGH ACCURACY SHRINK FIT CNC TOOL HOLDER SERIES**
**CD0503-03 HSK63A/BT40 – 端面出水热缩式刀柄  
 HSK63A/BT40-HEAT-SHRINKABLE TOOL HOLDER WITH END-EFFLUENT**


◆精做动平衡 Precision dynamic balancing  
 G2.5 30000rpm

订货号 Order No.	型号 Model No.	尺寸 Size(mm)					KGS
		Dc	d1	d2	L	L1	
CD050303.6304080	HSK63A-SSD04-80	4	15	20	80	20	0.75
CD050303.6306080	HSK63A-SSD06-80	6	21	27	80	36	0.84
CD050303.6306160	HSK63A-SSD06-160	6	21	27	160	36	1.19
CD050303.6308080	HSK63A-SSD08-80	8	21	27	80	36	0.83
CD050303.6308160	HSK63A-SSD08-160	8	21	27	160	36	1.18
CD050303.6010085	HSK63A-SSD10-85	10	24	32	85	40	0.9
CD050303.6310160	HSK63A-SSD10-160	10	24	32	160	40	1.35
CD050303.6312090	HSK63A-SSD12-90	12	24	32	90	45	0.91
CD050303.6312160	HSK63A-SSD12-160	12	24	32	160	45	1.34
CD050303.6316095	HSK63A-SSD16-95	16	27	34	95	48	0.97
CD050303.4004090	BT40-SSD04-90	4	15	20	90	20	1.11
CD050303.4006090	BT40-SSD06-90	6	21	27	90	36	1.21
CD050303.4008090	BT40-SSD08-90	8	21	27	90	36	1.2
CD050303.4010090	BT40-SSD10-90	10	24	32	90	40	1.26
CD050303.4012090	BT40-SSD12-90	12	24	32	90	45	1.64
CD050303.4016090	BT40-SSD16-90	16	27	34	90	48	1.23

## 高精度热缩式数控刀柄系列 HIGH ACCURACY SHRINK FIT CNC TOOL HOLDER SERIES

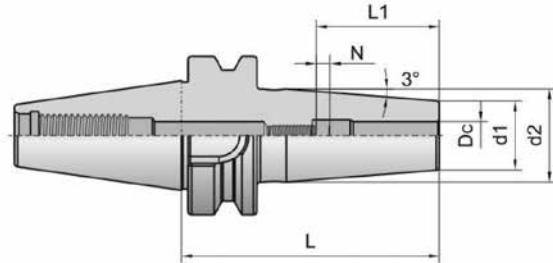
### CD0504-01 热缩式刀柄-HSK63A轻型 SHRINK FIT TOOL HOLDER -HSK63A LIGHT TYPE



◆精做动平衡 Precision dynamic balancing  
G2.5 30000rpm

订货号 Order No.	型号 Model No.	锥柄型式 Taper type	尺寸Size(mm)						KGS
			Dc	d1	d2	L	L1	$\leftarrow \begin{matrix} N \\ \rightarrow \end{matrix} \right.$	
CD050401.6304090	HSK63A-SSDS04-90	HSK63A	4	11	17	90	36	-	0.72
CD050401.6305090	HSK63A-SSDS05-90	HSK63A	5	13	19	90	36	-	0.72
CD050401.6306090	HSK63A-SSDS06-90	HSK63A	6	15	21	90	36	10	0.78
CD050401.6306120	HSK63A-SSDS06-120	HSK63A	6	15	24	120	36	10	0.86
CD050401.6306160	HSK63A-SSDS06-160	HSK63A	6	15	27	160	36	10	1.03
CD050401.6308090	HSK63A-SSDS08-90	HSK63A	8	17	23	90	36	10	0.78
CD050401.6308120	HSK63A-SSDS08-120	HSK63A	8	17	26	120	36	10	0.89
CD050401.6308160	HSK63A-SSDS08-160	HSK63A	8	17	29	160	36	10	1.08
CD050401.6310090	HSK63A-SSDS10-90	HSK63A	10	19	25	90	40	10	0.8
CD050401.6310120	HSK63A-SSDS10-120	HSK63A	10	19	28	120	40	10	0.93
CD050401.6310160	HSK63A-SSDS10-160	HSK63A	10	19	31	160	40	10	1.14
CD050401.6312090	HSK63A-SSDS12-90	HSK63A	12	22	28	90	45	10	0.84
CD050401.6312120	HSK63A-SSDS12-120	HSK63A	12	22	31	120	45	10	1
CD050401.6312160	HSK63A-SSDS12-160	HSK63A	12	22	34	160	45	10	1.26
CD050401.6316090	HSK63A-SSDS16-90	HSK63A	16	27	33	90	48	10	0.92
CD050401.6316120	HSK63A-SSDS16-120	HSK63A	16	27	36	120	48	10	1.13
CD050401.6316160	HSK63A-SSDS16-160	HSK63A	16	27	39	160	48	10	1.48



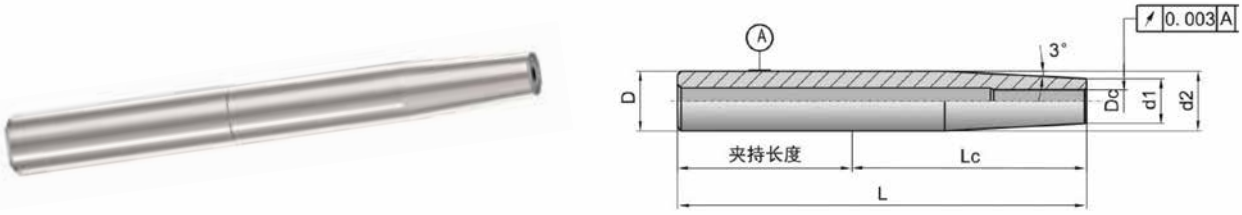
**高精度热缩式数控刀柄系列 HIGH ACCURACY SHRINK FIT CNC TOOL HOLDER SERIES**
**CD0504-02 热缩式刀柄-BT30/BT40轻型  
 SHRINK FIT TOOL HOLDER -BT30/BT40 LIGHT TYPE**


◆精做动平衡 Precision dynamic balancing  
 G2.5 30000rpm

订货号 Order No.	型号 Model No.	锥柄型式 Taper type	尺寸Size(mm)						KGS
			Dc	d1	d2	L	L1	$\leftarrow \begin{matrix} N \\ \rightarrow \end{matrix} \right.$	
CD050402.3006080	BT30-SSDS06-80	BT30	6	12	18	80	36	10	0.44
CD050402.3008080	BT30-SSDS08-80	BT30	8	14	20	80	36	10	0.46
CD050402.3010080	BT30-SSDS10-80	BT30	10	16	22	80	40	10	0.48
CD050402.3012080	BT30-SSDS12-80	BT30	12	18	24	80	45	10	0.48
CD050402.3016080	BT30-SSDS16-80	BT30	16	22	28	80	48	10	0.51
CD050402.4006090	BT40-SSDS06-90	BT40	6	12	18	90	36	10	1.03
CD050402.4006120	BT40-SSDS06-120	BT40	6	12	21	120	36	10	1.11
CD050402.4006160	BT40-SSDS06-160	BT40	6	12	24	160	36	10	1.24
CD050402.4008090	BT40-SSDS08-90	BT40	8	14	20	90	36	10	1.05
CD050402.4008120	BT40-SSDS08-120	BT40	8	14	23	120	36	10	1.14
CD050402.4008160	BT40-SSDS08-160	BT40	8	14	26	160	36	10	1.29
CD050402.4010090	BT40-SSDS10-90	BT40	10	16	22	90	40	10	1.07
CD050402.4010120	BT40-SSDS10-120	BT40	10	16	25	120	40	10	1.17
CD050402.4010160	BT40-SSDS10-160	BT40	10	16	28	160	40	10	1.35
CD050402.4012090	BT40-SSDS12-90	BT40	12	18	24	90	45	10	1.09
CD050402.4012120	BT40-SSDS12-120	BT40	12	18	27	120	45	10	1.21
CD050402.4012160	BT40-SSDS12-160	BT40	12	18	30	160	45	10	1.42
CD050402.4016090	BT40-SSDS16-90	BT40	16	22	28	90	48	10	1.12
CD050402.4016120	BT40-SSDS16-120	BT40	16	22	31	120	48	10	1.29
CD050402.4016160	BT40-SSDS16-160	BT40	16	22	34	160	48	10	1.56

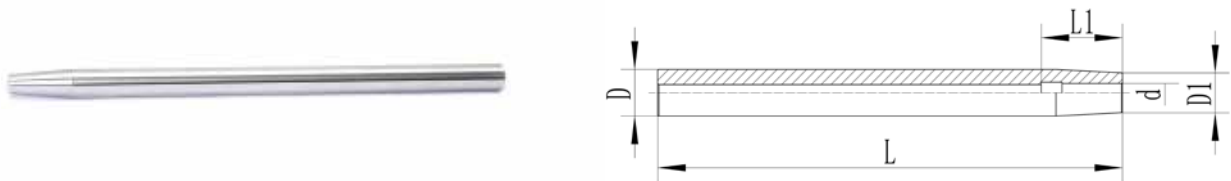
## 高精度热缩式数控刀柄系列 HIGH ACCURACY SHRINK FIT CNC TOOL HOLDER SERIES

### CD0505-01 热缩式延长杆 SHRINK FIT EXTENSION BAR



订货号 Order No.	型号 Model No.	尺寸Size(mm)						KGS
		D	Dc	d1	d2	Lc	L	
CD050501.1204110	C12-SSD04-110	12	4	10	11.8	63	110	0.09
CD050501.1604110	C16-SSD04-110	16	4	10	14	60	110	0.13
CD050501.1604200	C16-SSD04-200	16	4	10	16	150	200	0.27
CD050501.1606110	C16-SSD06-110	16	6	12	15.8	60	110	0.14
CD050501.1606200	C16-SSD06-200	16	6	12	16	150	200	0.27
CD050501.2004110	C20-SSD04-110	20	4	10	14	58	110	0.18
CD050501.2006110	C20-SSD06-110	20	6	12	16	58	110	0.19
CD050501.2006250	C20-SSD06-250	20	6	12	20	198	250	0.51
CD050501.2008110	C20-SSD08-110	20	8	14	19	58	110	0.19
CD050501.2008250	C20-SSD08-250	20	8	14	20	198	250	0.5
CD050501.2010110	C20-SSD10-110	20	10	16	19.8	58	110	0.19
CD050501.2010250	C20-SSD10-250	20	10	16	20	198	250	0.47
CD050501.2012110	C20-SSD12-110	20	12	18	19.8	58	110	0.17
CD050501.2512250	C25-SSD12-250	25	12	18	25	193	250	0.7
CD050501.2516250	C25-SSD16-250	25	16	22	25	193	250	0.59

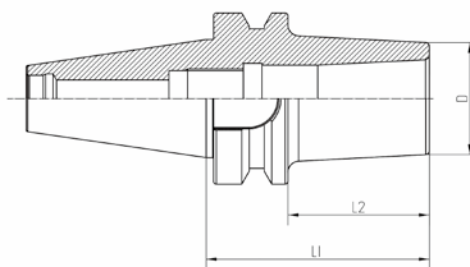
### CD0505-02 加长型热缩延长杆 ELONGATED HEAT-SHRINKABLE EXTENSION ROD



订货号 Order No.	型号 Model No.	d	D1	D	L	L1	KGS
CD050502.1006160	C10-SSD06-160	6	10	10	160	36	0.08
CD050502.1408300	C14-SSD08-300	8	14	14	300	35	0.3
CD050502.1408400	C14-SSD08-400	8	14	14	400	35	0.41
CD050502.1408350	C14.5-SSD08-350	8	14.5	14.5	350	35	0.39
CD050502.2006300	C20-SSD06-300	6	10	20	300	36	0.59
CD050502.2008450	C20-SSD08-450	8	17	20	450	35	0.96
CD050502.2012250	C20-SSD12-250	12	18	20	250	50	0.41
CD050502.2016250	C20-SSD16-250	16	20	20	250	55	0.38
CD050502.2216450	C22-SSD16-450	16	22	22	450	55	1
CD050502.2506450	C25-SSD06-450	6	16	25	450	30	1.59
CD050502.3214450	C32-SSD14-450	14	28	32	450	50	2.33

**高精度热缩式数控刀柄系列 HIGH ACCURACY SHRINK FIT CNC TOOL HOLDER SERIES**
**可换热缩接杆数控刀柄**
**Numerically Controlled Tool Handle with Heat Exchangeable Retractable Joint**

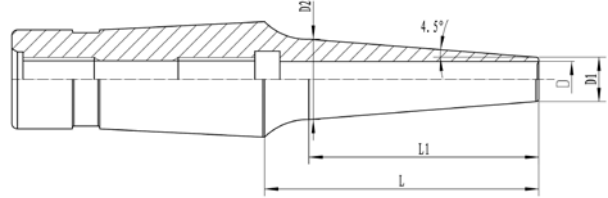

- ◎具有强大的内部拉杆结构，最大限度的夹紧力和精度的稳定性；
- ◎更换刀具时只换收缩接头，方便快捷，节约辅助时间，提高生产效率，降低成本；
- ◎刀具可实现中心内冷功能，提高刀具使用寿命；
- ◎动平衡可达G2.5 20000rpm~30000rpm
- ◎ strong internal rod structure, maximum clamping force and stability of precision;
- ◎ only shrink joint can be replaced when tool is replaced, which is convenient and quick, saving auxiliary time, improving production efficiency and reducing cost.
- ◎ the tool can realize the cooling function in the center and improve the tool life;
- ◎ dynamic balance can be achieved G2.5 20000rpm~30000rpm

**CD0506-01 BT/CBBT/HSK/CAT-SSF 可换接杆热缩式刀柄**
**SSF HEAT SHRINKABLE NC TOOL HANDLE FOR REPLACEABLE JOINT**


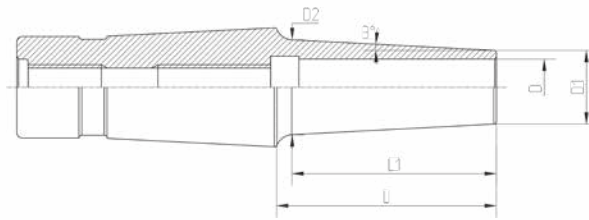
订货号 Order No.	型号 Model No.	L1	L2	D	KGS
CD050601.3012055	BT30-SSF12-55	55	13	38	0.52
CD050601.3012075	BT30-SSF12-75	75	55	38	0.72
CD050601.4012045	BT40-SSF12-45	45	18	38	0.97
CD050601.4012075	BT40-SSF12-75	75	48	38	1.25
CD050601.4012135	BT40-SSF12-135	135	108	38	1.97
CD050601.5012075	BT50-SSF12-75	75	37	38	3.8
CD050601.5012135	BT50-SSF12-135	135	97	38	4.52
CD050601.4012076	CBBT40-SSF12-75	75	48	38	1.25
CD050601.4012136	CBBT40-SSF12-135	135	108	38	1.97
CD050601.4012085	HSK40E-SSF12-85	85	65	38	0.63
CD050601.6312090	HSK63F-SSF12-90	90	64	38	1.13
CD050601.6312085	HSK63A-SSF12-85	85	59	38	1.08
CD050601.6312095	HSK63A-SSF12-95	95	69	38	1.18
CD050601.6312135	HSK63A-SSF12-135	135	109	38	1.71
CD050601.1012087	HSK100A-SSF12-87	87	58	38	2.46
CD050601.1012105	HSK100A-SSF12-105	105	76	38	2.63
CD050601.1012135	HSK100A-SSF12-135	135	106	38	3.03
CD050601.4012046	CAT40-SSF12-45	45	26	41	0.89
CD050601.5012076	CAT50-SSF12-75	75	56	38	3

## 高精度热缩式数控刀柄系列 HIGH ACCURACY SHRINK FIT CNC TOOL HOLDER SERIES

### CD0507-01 SSF标准型热缩接杆 SSF STANDARD SHRINKABLE STEM



订货号 Order No.	型号 Model No.	D	L	L1	D1	D2	KGS
CD050701.1203035	SSF12-D3-35	3	35	22	11	14.5	0.19
CD050701.1203055	SSF12-D3-55		55	42		17.6	0.2
CD050701.1203080	SSF12-D3-80		80	67		21.6	0.28
CD050701.1203110	SSF12-D3-110		110	97		26.3	0.38
CD050701.1204035	SSF12-D4-35	4	35	22	11	14.5	0.18
CD050701.1204055	SSF12-D4-55		55	42		17.6	0.22
CD050701.1204080	SSF12-D4-80		80	67		21.6	0.28
CD050701.1204110	SSF12-D4-110		110	97		26.3	0.38
CD050701.1206035	SSF12-D6-35	6	35	22	15	18.5	0.2
CD050701.1206055	SSF12-D6-55		55	42		21.6	0.26
CD050701.1206080	SSF12-D6-80		80	67		25.6	0.33
CD050701.1206110	SSF12-D6-110		110	97		30.3	0.46
CD050701.1208035	SSF12-D8-35	8	35	22	17	20.5	0.2
CD050701.1208055	SSF12-D8-55		55	42		23.6	0.26
CD050701.1208080	SSF12-D8-80		80	67		27.6	0.34
CD050701.1208110	SSF12-D8-110		110	97		32.3	0.5
CD050701.1210040	SSF12-D10-40	10	40	27	19	22.5	0.22
CD050701.1210055	SSF12-D10-55		55	42		25.6	0.27
CD050701.1210080	SSF12-D10-80		80	67		29.6	0.38
CD050701.1210110	SSF12-D10-110		110	97		34.3	0.56
CD050701.1212055	SSF12-D12-55	12	55	42	22	28.6	0.3
CD050701.1212080	SSF12-D12-80		80	67		32.6	0.43
CD050701.1212110	SSF12-D12-110		110	97		37.3	0.65

**高精度热缩式数控刀柄系列 HIGH ACCURACY SHRINK FIT CNC TOOL HOLDER SERIES**
**CD0507-02 可换式SSF细长型热缩接杆  
 SWITCHABLE SSF TYPE HOT RETRACTION ROD**


订货号 Order No.	型号 Model No.	D	L	L1	D1	D2	KGS
CD050702. 1203035	SSF12T-D3-35	3	35	22	9	11.3	0.18
CD050702. 1203055	SSF12T-D3-55		55	42		13.4	0.19
CD050702. 1203080	SSF12T-D3-80		80	67		16	0.23
CD050702. 1203110	SSF12T-D3-110		110	97		19.2	0.28
CD050702. 1204035	SSF12T-D4-35	4	35	22	10	12.3	0.18
CD050702. 1204055	SSF12T-D4-55		55	42		14.4	0.2
CD050702. 1204080	SSF12T-D4-80		80	67		17	0.24
CD050702. 1204110	SSF12T-D4-110		110	97		20.2	0.3
CD050702. 1206035	SSF12T-D6-35	6	35	22	12	14.3	0.2
CD050702. 1206055	SSF12T-D6-55		55	42		16.4	0.25
CD050702. 1206080	SSF12T-D6-80		80	67		19.2	0.31
CD050702. 1206110	SSF12T-D6-110		110	97		22.2	0.4
CD050702. 1208035	SSF12T-D8-35	8	35	22	14	16.3	0.18
CD050702. 1208055	SSF12T-D8-55		55	42		18.4	0.21
CD050702. 1208080	SSF12T-D8-80		80	67		21	0.26
CD050702. 1208110	SSF12T-D8-110		110	97		24.2	0.35
CD050702. 1210040	SSF12T-D10-40	10	40	27	16	18.8	0.19
CD050702. 1210055	SSF12T-D10-55		55	42		20.4	0.22
CD050702. 1210080	SSF12T-D10-80		80	67		23	0.29
CD050702. 1210110	SSF12T-D10-110		110	97		26.1	0.39
CD050702. 1212055	SSF12T-D12-55	12	55	42	18	22.4	0.23
CD050702. 1212080	SSF12T-D12-80		80	67		25	0.3
CD050702. 1212110	SSF12T-D12-110		110	97		28.2	0.43
CD050702. 1232055	SSF12T-D1/8"-55	1/8"	55	41.02	9.2	13.5	0.19
CD050702. 1232110	SSF12T-D1/8"-110		110	96.36	6.2	16.3	0.23
CD050702. 1247055	SSF12T-D3/16"-55	3/16"	55	41.02	10.8	15.1	0.2
CD050702. 1247110	SSF12T-D3/16"-110		110	96.36	7.8	17.9	0.25
CD050702. 1263055	SSF12T-D1/4"-55	1/4"	55	41.5	12.4	16.75	0.2
CD050702. 1263080	SSF12T-D1/4"-80		80	66.78	12.4	19.4	0.25
CD050702. 1263110	SSF12T-D1/4"-110		110	96.36	9.4	19.5	0.26
CD050702. 1279055	SSF12T-D5/16"-55	5/16"	55	41.02	14	18.3	0.21
CD050702. 1295055	SSF12T-D3/8"-55	3/8"	55	41.98	15.5	19.9	0.22
CD050702. 1295080	SSF12T-D3/8"-80		80	71.78	15.5	22.5	0.28
CD050702. 1212056	SSF12T-D1/2"-55	1/2"	55	50.57	20.7	26	0.26
CD050702. 1212081	SSF12T-D1/2"-80		80	75	20.7	25.5	0.34



## 高精度**HC**液压数控刀柄

### High accuracy hydraulic collet chuck

#### 特点

◎操作简单的锁紧作业:

只需拧紧一个加压螺栓 实现轻松装卸任何人都可以做到高精度夹持!

◎液压刀柄具有免维护功能和抗污能力

◎高转速下可实现稳定的加工

◎Simple lock operation:

Simply tighten a pressure bolt to achieve easy loading and unloading of any person can do high precision clip!

◎Hydraulic chuck is maintenance free function and anti fouling ability

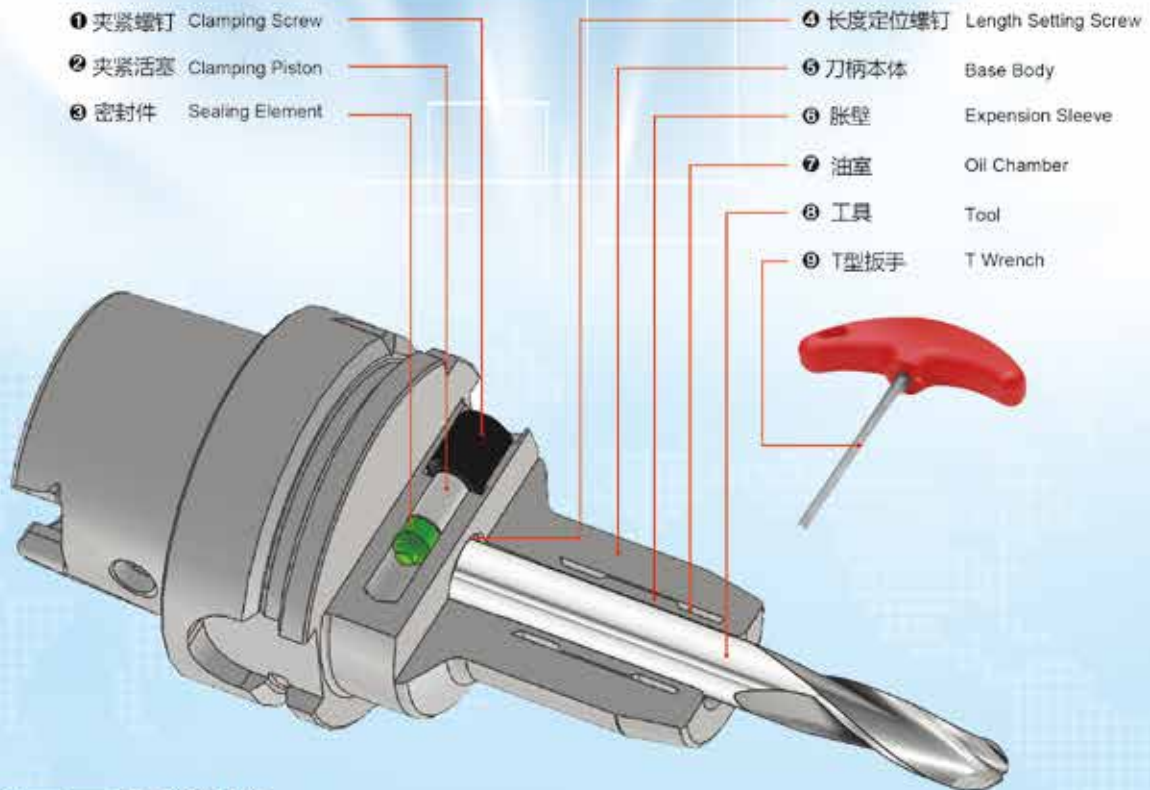
◎At high speed could achieve stable processing speed



刀柄规格 Model No.	动平衡 Balance
BT30	G2.5-25000rpm
BT40	G2.5-25000rpm
BT50	G2.5-25000rpm
HSK63A	G2.5-25000rpm
HSK100A	G2.5-20000rpm

# 液压刀柄夹紧机构

## CLAMPING MECHANISM OF HYDRAULIC CHUCK



### 液压刀柄结构：

为了在⑥胀壁与⑤刀柄本体之间形成⑦油室，对液压卡盘进行了钎焊，油室充油并用③密封件密封，防止漏油。

#### 如何夹紧液压卡盘？

用⑨T扳手将液压刀柄夹住刀具顺时针转动，具体过程如下。

用⑨T扳手顺时针转动①夹紧螺钉时，夹紧螺钉将②夹紧活塞和③密封件推进⑦油室。然后，油压将⑦油室向液压刀柄的内孔方向扩展，此扩展将夹紧⑧工具。

Structure of Hydraulic chuck is

The hydraulic chuck has been brazed in order to make ⑦ Oil Chamber between ⑥ Expansion Sleeve and ⑤ Base Body. ⑦ the Oil Chamber filled with oil and sealing it by ③ Sealing Element in order to prevent an oil leakage.

#### How does it clamp Hydraulic chuck ?

The hydraulic chuck clamp a cutting tools to turn clockwise by ⑨ T Wrench and detail process are following.

① Clamping Screw are pushing ② Clamping Piston and ③ Sealing Element remove to ⑦ Oil Chamber when turn the

① Clamping Screw clockwise by ⑨ T Wrench.

After than, ⑦ Oil Chamber has been expanded toward inner bore of the hydraulic chuck by oil pressure and this expansion are clamping a ⑧ Tools.

## 高精度液压数控刀柄系列 HIGH ACCURACY HYDRAULIC CHUCKS SERIES

### 减振效果 Vibration Damping Effect

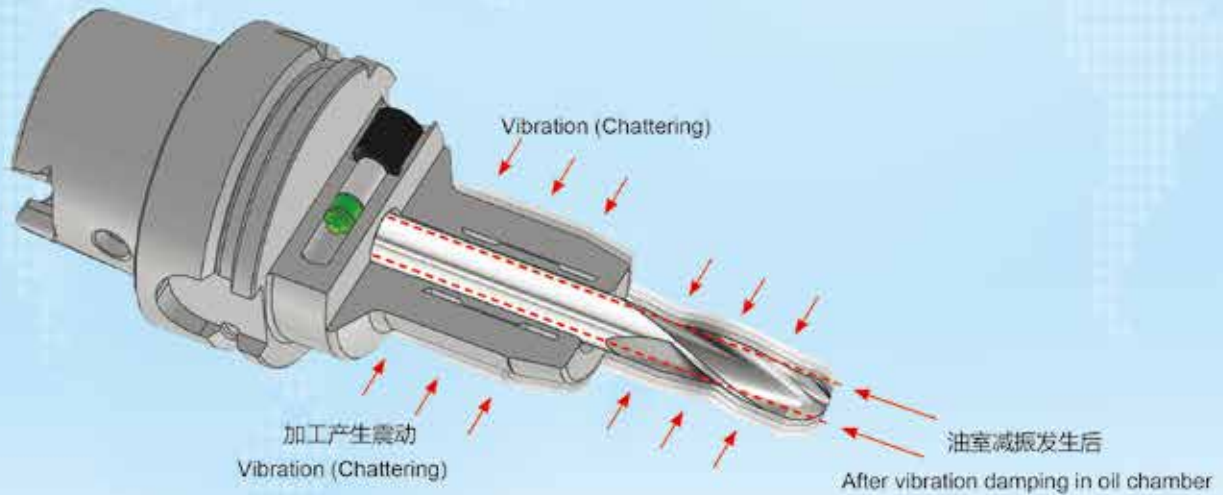
液压卡盘具有油腔，能有效地产生“减振效果”。  
 刀具加持系统中只有液压刀柄具有“减振效果”。  
 这些“减振效果”具有以下优点：

- 防止刀具刃口磨损
- 优化工件表面
- 提高主轴性能
- 提高刀具寿命，降低刀具成本

The hydraulic chuck have oil chamber and it generate a "Vibration Damping Effect" effectively. Only the hydraulic chuck in the tool holding system has a "Vibration Damping Effect".

These "Vibration Damping Effect" have the following advantages:

- Prevent abrasion on cutting edge of tools
- Achieving optimized workpiece surface
- Spindle performance enhancing
- Increase tool life and reduce tool costs



### 径跳精度 Run-out accuracy



T.I.R accuracy = below  
 0.003mm (3 $\mu$ ) at 3 x D

T.I.R  $\leq$  0.003mm (3 $\mu$ ) 3 x D

崇德精密的液压刀柄保证在均匀加工状态下重复  
 跳动精度低于0.003mm (3 $\mu$ )。由于这种高T.I.R精度，  
 建议使用液压刀柄进行高精度加工。这种高跳动精度  
 提高了刀具寿命，降低了重新研磨刀具或购买新刀具  
 的成本，同时提供了极好的表面光洁度。

CHONGD's hydraulic chucks guarantee that repeat  
 run-out accuracy below 0.003mm (3 $\mu$ ) on even cutting  
 action. Due to this high T.I.R accuracy, it is recommended to  
 use a hydraulic chuck for high precision machining. This high  
 run-out accuracy increases tool life and reduces the cost of  
 regrinding of tools or purchasing new tools while providing a  
 excellent surface finish.



## 高精度液压数控刀柄系列 HIGH ACCURACY HYDRAULIC CHUCKS SERIES

### 真空钎焊系统和真空充填系统

#### Vacuum Brazing System and Vacuum Filling System

对于一般的钎焊和填充系统，油室和钎焊区域会留有极细的空气和气体。

随着时间的推移，夹紧和松开过程中的微小空气和气体释放在油室中创造了一个新的空间。

新的空间充满了油室中的常规油，减少了油与油室空间的比例。这会导致扭矩随时间减小。

但是，真空钎焊系统和真空充油系统会将钎焊过程中产生的空气和气体100%排出，并将油全部注入油室。

这些系统允许崇德的液压刀柄长时间保持稳定的扭矩输出，不泄漏液压。

For normal brazing and general filling systems, the oil chamber and the brazing area are left with extremely fine air and gas.

Microscopic air and gas release during clamping and unclamping over time creates a new empty space in the oil chamber.

The new space is filled with conventional oil in the oil chamber and the oil ratio to the oil chamber space is reduced.

This causes the torque to decrease over time.

However, the vacuum brazing system and the vacuum oil filling system remove 100% of the air and gas generated during the brazing process and filling of the oil into the oil chamber.

These systems allow the CHONGDE's hydraulic chuck to maintain a stable torque output for a long time and do not leak the hydraulic pressure.

### 扭矩 Torque Power

液压刀柄内径	刀具插入刀柄内径的最小深度	扭矩(Nm)
ID of Hydraulic chuck	Min. insert depth of cutting tool into chuck ID. (mm)	Torque Power (Nm)
Φ6	40	20
Φ8	40	30
Φ10	41	50
Φ12	46	100
Φ14	46	120
Φ16	49	200
Φ18	49	250
Φ20	51	350
Φ25	57	450
Φ32	62	650

# 标准型液压刀柄

## STANDARD HYDRAULIC TOOL HOLDER

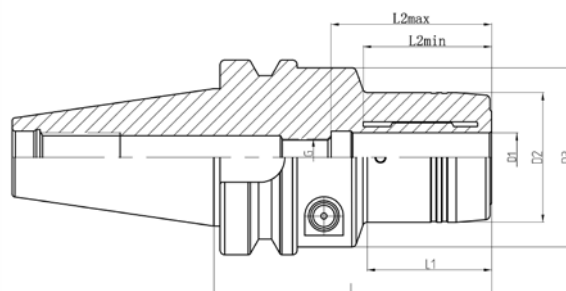
崇德精密的标准型液压刀柄将在精铣、镗孔、钻孔、铰孔、螺纹铣削、倒角、攻丝或高速/高精度加工等任何加工应用中为您提供最佳效果。

The CHONGDE's hydraulic chuck Standard Line will give you the best results in any application of machining such as finish milling, boring, drilling, reaming, thread-milling, chamfering, tapping or high-speed/high-precision machining.

- 根据内孔尺寸，稳定扭矩可达20Nm~650Nm
- 3XD处重复跳动精度为0.003mm
- 精密动平衡G2.5 25000rpm
- 减振效果
- 轴向长度调整至10mm
- T型扳手用于更换刀具
- 液压筒夹夹持范围更广
- 各种类型的柄(锥度)
- 用于精铣、镗孔、钻孔、铰孔、螺纹铣削、倒角
- Stable torque power up to 20Nm ~ 650Nm depend on inner bore size
- Repeat run-out accuracy is 0.003mm at 3xD
- Fine-balanced G2.5 / 25,000rpm
- Vibration Damping Effect
- Axial length adjustment up to 10mm
- T-Wrench is enough for tool change
- Flexible clamping range with reduction sleeve
- Various type of shank (taper)
- For finish milling, boring, drilling, reaming, thread-milling, chamfering



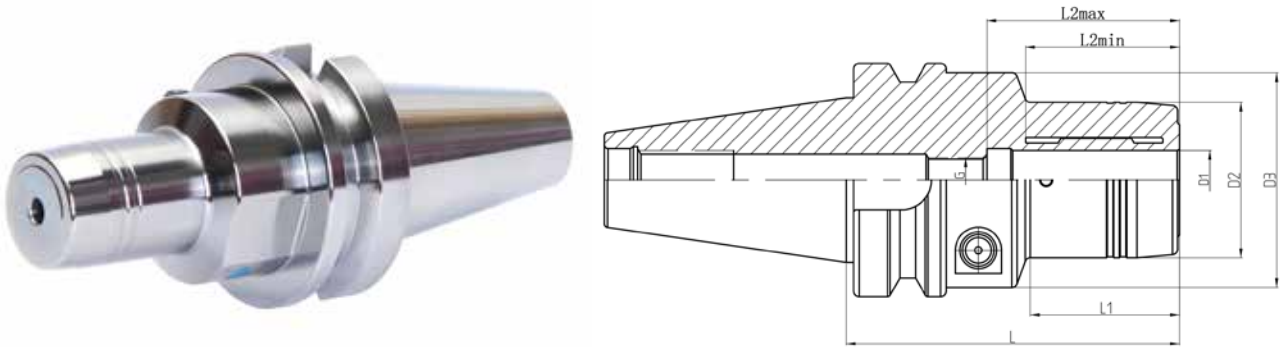


**高精度液压数控刀柄系列 HIGH ACCURACY HYDRAULIC CHUCKS SERIES**
**CD0601-01 BT30/40-HC液压刀柄 BT30/40-HC HYDRAULIC CHUCK**


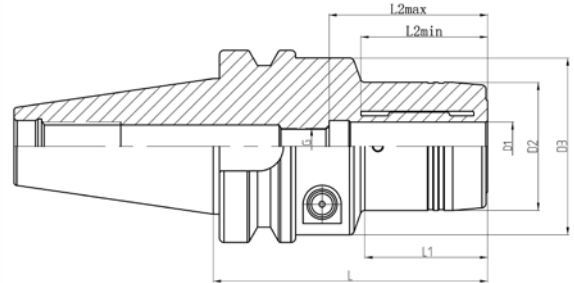
订货号 Order No.	型号 Model No.	D1	D2	D3	L	L1	L2min	L2max	G	KGS
CD060101.3003060	BT30-HC3-60	3	21	45	60	29	23	84	-	0.54
CD060101.3004060	BT30-HC4-60	4	21	45	60	29	23	84	-	0.54
CD060101.3006065	BT30-HC6-65	6	30	46	65	24	28	50	M5	0.74
CD060101.3006075	BT30-HC6-75	6	30	46	75	24	28	50	M5	0.87
CD060101.3008065	BT30-HC8-65	8	32	46	65	24	28	45	M6	0.75
CD060101.3008075	BT30-HC8-75	8	32	46	75	24	28	50	M6	0.88
CD060101.3010065	BT30-HC10-65	10	34	46	65	24	34	50	M8	0.77
CD060101.3010075	BT30-HC10-75	10	34	46	75	24	34	50	M8	0.89
CD060101.3012065	BT30-HC12-65	12	36	46	65	25	34	50	M8	0.77
CD060101.3012075	BT30-HC12-75	12	36	46	75	25	36	50	M8	0.9
CD060101.3014065	BT30-HC14-65	14	38	46	65	40	41	52	M8	0.71
CD060101.3014090	BT30-HC14-90	14	38	46	90	40	41	52	M8	1.03
CD060101.3016090	BT30-HC16-90	16	40	46	90	33	43	52	M8	1.07
CD060101.3018090	BT30-HC18-90	18	42	46	90	41	41	52	M8	1.05
CD060101.3020090	BT30-HC20-90	20	46	46	90	-	41	52	M8	1.11
CD060101.4004090	BT40-HC4-90	4	28	46	90	38	24	42	-	1.47
CD060101.4006090	BT40-HC6-90	6	30	46	90	38	28	44	M5	1.5
CD060101.4006140	BT40-HC6-140	6	30	46	140	38	28	44	M5	2.15
CD060101.4008090	BT40-HC8-90	8	32	48	90	38	28	44	M8	1.55
CD060101.4008140	BT40-HC8-140	8	32	48	140	38	28	44	M8	2.26

## 高精度液压数控刀柄系列 HIGH ACCURACY HYDRAULIC CHUCKS SERIES

### CD0601-02 BT40-HC液压刀柄 BT40-HC HYDRAULIC CHUCK



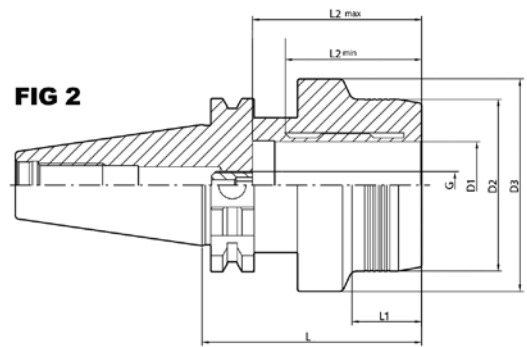
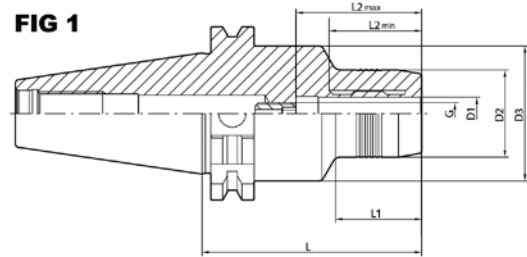
订货号 Order No.	型号 Model No.	D1	D2	D3	L	L1	L2min	L2max	G	KGS
CD060102.4010090	BT40-HC10-90	10	36	52	90	40	37	51	M8	1.64
CD060102.4010140	BT40-HC10-140	10	36	52	140	40	37	51	M8	2.47
CD060102.4012090	BT40-HC12-90	12	38	54	90	40	37	51	M8	1.69
CD060102.4012140	BT40-HC12-140	12	38	54	140	40	37	51	M8	2.58
CD060102.4014090	BT40-HC14-90	14	40	56	90	40	41	52	M12	1.74
CD060102.4014140	BT40-HC14-140	14	40	56	140	40	41	52	M12	2.7
CD060102.4016090	BT40-HC16-90	16	42	58	90	40	41	52	M12	1.79
CD060102.4016140	BT40-HC16-140	16	42	58	140	40	41	52	M12	2.83
CD060102.4018090	BT40-HC18-90	18	43	59	90	40	41	52	M12	1.8
CD060102.4018140	BT40-HC18-140	18	43	59	140	40	41	52	M12	2.84
CD060102.4020090	BT40-HC20-90	20	46	60	90	40	41	53	M12	1.86
CD060102.4020140	BT40-HC20-140	20	46	60	140	40	41	53	M12	2.93
CD060102.4025090	BT40-HC25-90	25	52	62	90	55	49	60	M12	1.95
CD060102.4025105	BT40-HC25-105	25	52	62	105	55	49	65	M12	2.28
CD060102.4025140	BT40-HC25-140	25	52	62	140	55	49	65	M12	3.08
CD060102.4032105	BT40-HC32-105	32	63	-	105	-	52	65	M12	2.47
CD060102.4032140	BT40-HC32-140	32	63	-	140	-	52	65	M12	3.3

**高精度液压数控刀柄系列 HIGH ACCURACY HYDRAULIC CHUCKS SERIES**
**CD0601-03 BT50-HC液压刀柄 BT50-HC HYDRAULIC CHUCK**


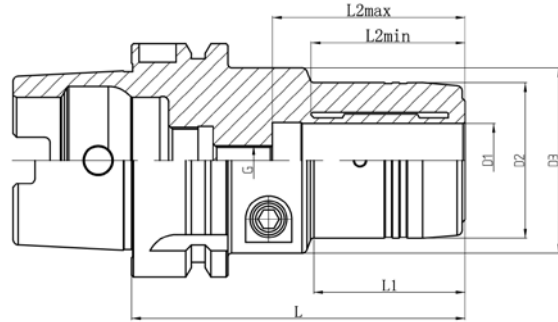
订货号 Order No.	型号 Model No.	D1	D2	D3	L	L1	L2min	L2max	G	KGS
CD060103.5006090	BT50-HC6-90	6	30	46	90	25	28	44	M5	4.04
CD060103.5006105	BT50-HC6-105	6	30	46	105	38	28	44	M5	4.23
CD060103.5006150	BT50-HC6-150	6	30	46	150	38	28	44	M5	4.81
CD060103.5008090	BT50-HC8-90	8	32	48	90	38	28	44	M6	4.07
CD060103.5008105	BT50-HC8-105	8	32	48	105	38	28	44	M6	4.28
CD060103.5008150	BT50-HC8-150	8	32	48	150	38	28	44	M6	4.91
CD060103.5010090	BT50-HC10-90	10	36	52	90	40	37	44	M8	4.14
CD060103.5010105	BT50-HC10-105	10	36	52	105	40	37	51	M8	4.38
CD060103.5010150	BT50-HC10-150	10	36	52	150	40	37	51	M8	5.12
CD060103.5012090	BT50-HC12-90	12	38	54	90	40	37	51	M8	4.17
CD060103.5012105	BT50-HC12-105	12	38	54	105	40	37	51	M8	4.44
CD060103.5012150	BT50-HC12-150	12	38	54	150	40	37	51	M8	5.23
CD060103.5014090	BT50-HC14-90	14	40	56	90	40	41	52	M12	4.21
CD060103.5014105	BT50-HC14-105	14	40	56	105	40	41	52	M12	4.5
CD060103.5014150	BT50-HC14-150	14	40	56	150	40	41	52	M12	5.35
CD060103.5016090	BT50-HC16-90	16	42	58	90	40	41	52	M12	4.25
CD060103.5016105	BT50-HC16-105	16	42	58	105	40	41	52	M12	4.55
CD060103.5016150	BT50-HC16-150	16	42	58	150	40	41	52	M12	5.47
CD060103.5018090	BT50-HC18-90	18	43	59	90	39	40	51	M12	4.27
CD060103.5018105	BT50-HC18-105	18	43	59	105	39	40	51	M12	4.58
CD060103.5018150	BT50-HC18-150	18	43	59	150	39	40	51	M12	5.53
CD060103.5020105	BT50-HC20-105	20	46	60	105	40	41	53	M12	4.64
CD060103.5020140	BT50-HC20-140	20	46	60	140	40	41	53	M12	5.4
CD060103.5020150	BT50-HC20-150	20	46	60	150	40	41	53	M12	5.62
CD060103.5025090	BT50-HC25-90	25	52	62	90	55	49	65	M12	4.35
CD060103.5025120	BT50-HC25-120	25	52	62	120	55	49	65	M12	4.96
CD060103.5025150	BT50-HC25-150	25	52	62	150	55	49	65	M12	5.66
CD060103.5032090	BT50-HC32-90	32	63	72	90	56	52	65	M12	4.63
CD060103.5032120	BT50-HC32-120	32	63	72	120	56	52	65	M12	5.49
CD060103.5032150	BT50-HC32-150	32	63	72	150	56	52	65	M12	6.44

## 高精度液压数控刀柄系列 HIGH ACCURACY HYDRAULIC CHUCKS SERIES

### CD0601-04 SK40/50-HC液压刀柄 SK40/50-HC HYDRAULIC CHUCK



订货号 Order No.	型号 Model No.	D1	D2	D3	L	L1	L2min	L2max	G	KGS	FIG
CD060104.4006805	SK40-HC6-80.5	6	28	50	80.5	35	26	40	M5	1.2	FIG1
CD060104.4008805	SK40-HC8-80.5	8	30	50	80.5	35	28	40	M6	1.25	FIG1
CD060104.4010805	SK40-HC10-80.5	10	32	50	80.5	35	33	45	M8	1.3	FIG1
CD060104.4012805	SK40-HC12-80.5	12	34	50	80.5	35	37	47	M8	1.35	FIG1
CD060104.4016805	SK40-HC16-80.5	16	38	50	80.5	35	40	51	M12	1.35	FIG1
CD060104.4020805	SK40-HC20-80.5	20	43	50	80.5	35	40	51	M12	1.38	FIG1
CD060104.4025805	SK40-HC25-80.5	25	57	66	80.5	26	51	61	M12	1.5	FIG2
CD060104.4032805	SK40-HC32-80.5	32	62	72	80.5	26	55	65	M12	1.6	FIG2
CD060104.5006805	SK50-HC6-80.5	6	30	52	80.5	40	26	40	M5	3.55	FIG1
CD060104.5008805	SK50-HC8-80.5	8	32	52	80.5	40	28	40	M6	3.65	FIG1
CD060104.5010805	SK50-HC10-80.5	10	34	52	80.5	42	33	45	M8	3.7	FIG1
CD060104.5012805	SK50-HC12-80.5	12	36	52	80.5	42	37	47	M8	3.75	FIG1
CD060104.5016805	SK50-HC16-80.5	16	41	52	80.5	40	40	51	M12	3.8	FIG1
CD060104.5020805	SK50-HC20-80.5	20	43	52	80.5	34.5	40	51	M12	3.85	FIG1
CD060104.5025805	SK50-HC25-80.5	25	54	66	80.5	43	56	61	M12	4	FIG1
CD060104.5032805	SK50-HC32-80.5	32	62	72	80.5	43	60	65	M12	4.2	FIG1

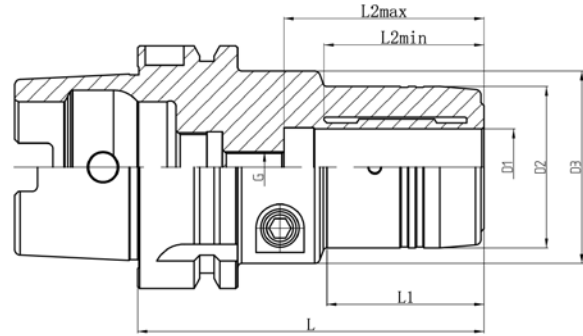
**高精度液压数控刀柄系列 HIGH ACCURACY HYDRAULIC CHUCKS SERIES**
**CD0601-05 HSK40/50/63A-HC液压刀柄 HSKA-HC HYDRAULIC CHUCK**


订货号 Order No.	型号 Model No.	D1	D2	D3	L	L1	L2min	L2max	G	KGS
CD060105.4006070	HSK40A-HC6-70	6	30	42	70	25.5	26	38	M5	0.52
CD060105.4008070	HSK40A-HC8-70	8	32	42	70	26	28	38	M6	0.53
CD060105.4010075	HSK40A-HC10-75	10	34	42	75	32.6	34	45	M8	0.57
CD060105.4012080	HSK40A-HC12-80	12	36	42	80	40	36	50	M8	0.62
CD060105.5006070	HSK50A-HC6-70	6	30	42	70	25.5	26	38	M5	0.7
CD060105.5008070	HSK50A-HC8-70	8	32	42	70	26	28	38	M6	0.81
CD060105.5010075	HSK50A-HC10-75	10	34	42	75	32.6	34	45	M6	0.76
CD060105.5010080	HSK50A-HC10-80	10	34	42	80	32.6	34	45	M8	0.81
CD060105.5012085	HSK50A-HC12-85	12	36	42	85	40	36	50	M8	0.85
CD060105.5016090	HSK50A-HC16-90	16	40	42	90	43	41	52	M8	0.94
CD060105.5020090	HSK50A-HC20-90	20	42	42	90	64	41	52	M8	0.94
CD060105.6306080	HSK63A-HC6-80	6	32	48	80	32	29	46	M5	1.12
CD060105.6306125	HSK63A-HC6-125	6	32	48	125	38.5	28	44.5	M5	1.7
CD060105.6308080	HSK63A-HC8-80	8	34	50	80	32	29	46	M6	1.16
CD060105.6308125	HSK63A-HC8-125	8	32	48	125	38.5	28	44.5	M6	1.69
CD060105.6310080	HSK63A-HC10-80	10	36	50	80	32	31	50	M8	1.18
CD060105.6310125	HSK63A-HC10-125	10	36	50	125	40	37	51	M8	1.81
CD060105.6312080	HSK63A-HC12-80	12	38	50	80	32	32	50	M8	1.2
CD060105.6312125	HSK63A-HC12-125	12	38	50	125	41	37	51	M8	1.82
CD060105.6314080	HSK63A-HC14-80	14	40	50	80	40	38	50	M8	1.18
CD060105.6316080	HSK63A-HC16-80	16	42	50	80	41	40	51	M8	1.19
CD060105.6316090	HSK63A-HC16-90	16	42	50	90	41	40	51	M8	1.35
CD060105.6316125	HSK63A-HC16-125	16	42	50	125	43	40	52	M8	1.86
CD060105.6318090	HSK63A-HC18-90	18	42	50	90	41	40	51	M8	1.32
CD060105.6320090	HSK63A-HC20-90	20	42	50	90	41	40	52.5	M8	1.3
CD060105.6320120	HSK63A-HC20-120	20	42	50	120	41	40	52.5	M8	1.75

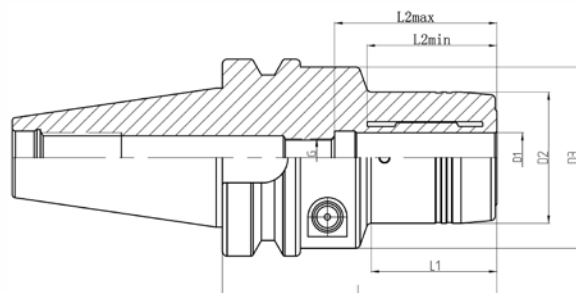


## 高精度液压数控刀柄系列 HIGH ACCURACY HYDRAULIC CHUCKS SERIES

### CD0601-06 HSK63/100A-HC液压刀柄 HSKA-HC HYDRAULIC CHUCK



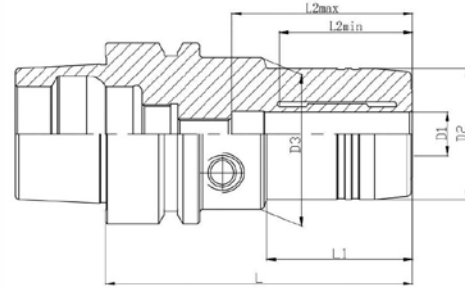
订货号 Order No.	型号 Model No.	D1	D2	D3	L	L1	L2min	L2max	G	KGS
CD060106.6320175	HSK63A-HC20-175	20	42	50	175	41	40	52.5	M8	2.58
CD060106.6320200	HSK63A-HC20-200	20	42	50	200	45	40	52.5	M8	2.94
CD060106.6325090	HSK63A-HC25-90	25	53	63	90	55.5	40	55	M8	1.5
CD060106.6325110	HSK63A-HC25-110	25	53	63	110	55.5	45	61	M8	1.92
CD060106.6332090	HSK63A-HC32-90	32	63	63	90	55.5	50	60	M8	1.68
CD060106.6332110	HSK63A-HC32-110	32	63	63	110	55.5	55	65	M8	2.16
CD060106.1006075	HSK100A-HC6-75	6	30	48	75	31	28	41	M5	2.34
CD060106.1006090	HSK100A-HC6-90	6	30	48	90	31	28	44.5	M5	2.54
CD060106.1008075	HSK100A-HC8-75	8	32	48	75	31	28	40	M6	2.36
CD060106.1008090	HSK100A-HC8-90	8	32	48	90	31	28	44.5	M6	2.56
CD060106.1010090	HSK100A-HC10-90	10	36	50	90	38	37	51	M8	2.59
CD060106.1010105	HSK100A-HC10-105	10	36	50	105	38	37	51	M8	2.81
CD060106.1012095	HSK100A-HC12-95	12	38	52	95	40	37	51	M8	2.7
CD060106.1012105	HSK100A-HC12-105	12	38	52	105	40	37	51	M8	2.86
CD060106.1014105	HSK100A-HC14-105	14	38	52	105	41	41	51	M8	2.84
CD060106.1016100	HSK100A-HC16-100	16	41	54	100	42	41	51	M8	2.83
CD060106.1016105	HSK100A-HC16-105	16	41	54	105	42	41	52	M12	2.92
CD060106.1018105	HSK100A-HC18-105	18	42	50	105	41	41	52	M12	2.84
CD060106.1020105	HSK100A-HC20-105	20	43	54	105	41	41	53	M12	2.92
CD060106.1025110	HSK100A-HC25-110	25	52	62	110	55	49	65	M12	3.24
CD060106.1032110	HSK100A-HC32-110	32	63	72	110	57	52	65	M12	3.71

**高精度液压数控刀柄系列 HIGH ACCURACY HYDRAULIC CHUCKS SERIES**
**CD0601-07 CBBT40/50-HC 液压刀柄 CBBT-HC HYDRAULIC CHUCK**


订货号 Order No.	型号 Model No.	D1	D2	D3	L	L1	L2min	L2max	M	KGS
CD060107.4004090	CBBT40-HC4-90	4	28	46	90	38	24	42	-	1.47
CD060107.4006090	CBBT40-HC6-90	6	30	46	90	38	28	44	M5	1.5
CD060107.4008090	CBBT40-HC8-90	8	32	48	90	38	28	44	M6	1.55
CD060107.4010090	CBBT40-HC10-90	10	36	52	90	40	37	51	M8	1.64
CD060107.4012090	CBBT40-HC12-90	12	38	54	90	40	37	51	M8	1.69
CD060107.4014090	CBBT40-HC14-90	14	40	56	90	40	41	52	M12	1.74
CD060107.4016090	CBBT40-HC16-90	16	42	58	90	40	41	52	M12	1.79
CD060107.4018090	CBBT40-HC18-90	18	43	59	90	40	41	52	M12	1.8
CD060107.4020090	CBBT40-HC20-90	20	46	60	90	40	41	53	M12	1.86
CD060107.4025105	CBBT40-HC25-105	25	52	62	105	55	49	65	M12	2.28
CD060107.4032105	CBBT40-HC32-105	32	63	-	105	-	52	65	M12	2.47
CD060107.5006105	CBBT50-HC6-105	6	30	46	105	38	28	44	M5	4.23
CD060107.5008105	CBBT50-HC8-105	8	32	48	105	38	28	44	M6	4.28
CD060107.5010105	CBBT50-HC10-105	10	36	52	105	40	37	51	M8	4.38
CD060107.5012105	CBBT50-HC12-105	12	38	54	105	40	37	51	M8	4.44
CD060107.5014105	CBBT50-HC14-105	14	40	56	105	40	41	52	M12	4.5
CD060107.5016105	CBBT50-HC16-105	16	42	58	105	40	41	52	M12	4.55
CD060107.5018105	CBBT50-HC18-105	18	43	59	105	39	40	51	M12	4.58
CD060107.5020105	CBBT50-HC20-105	20	46	60	105	40	41	53	M12	4.64
CD060107.5025120	CBBT50-HC25-120	25	52	62	120	55	49	65	M12	4.96
CD060107.5032120	CBBT50-HC32-120	32	63	72	120	56	52	65	M12	5.49

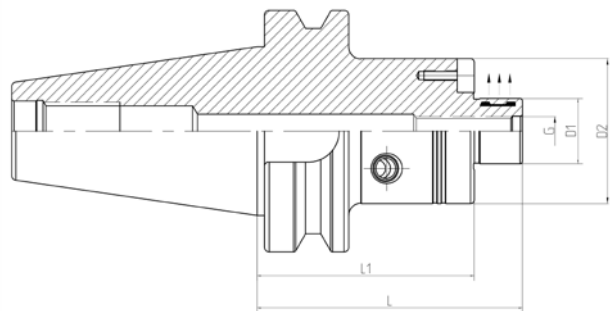
## 高精度液压数控刀柄系列 HIGH ACCURACY HYDRAULIC CHUCKS SERIES

### CD0601-08 HSK40/50E-HC液压刀柄 HSK40/50E-HC HYDRAULIC CHUCK

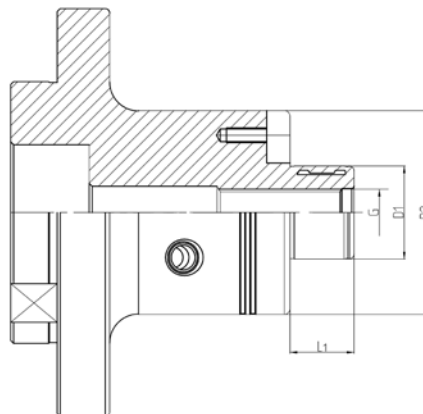


订货号 Order No.	型号 Model No.	D1	D2	D3	L	L1	L2min	L2max	M	KGS
CD060108.4006070	HSK40E-HC6-70	6	30	42	70	25.5	26	38	M5	0.53
CD060108.4008070	HSK40E-HC8-70	8	32	42	70	26	28	38	M6	0.54
CD060108.4010075	HSK40E-HC10-75	10	34	42	75	32.6	34	45	M8	0.58
CD060108.4012080	HSK40E-HC12-80	12	36	42	80	40	36	50	M8	0.63
CD060108.5006070	HSK50E-HC6-70	6	30	42	70	25.5	26	38	M5	0.71
CD060108.5008070	HSK50E-HC8-70	8	32	42	70	26	28	38	M6	0.82
CD060108.5010080	HSK50E-HC10-80	10	34	42	80	32.6	34	45	M8	0.82
CD060108.5012085	HSK50E-HC12-85	12	36	42	85	40	36	50	M8	0.86
CD060108.5016090	HSK50E-HC16-90	16	40	42	90	43	41	52	M8	0.95
CD060108.5020090	HSK50E-HC20-90	20	42	42	90	64	41	52	M8	0.95

### CD0601-09 BT40/50-FHC 液压膨胀刀柄 BT40/50-FHC HYDRAULIC EXPANSION TOOL HANDLE



订货号 Order No.	型号 Model No.	D1	D2	L	L1	G	KGS
CD060109.4022065	BT40-FHC22-65	22	48	83	65	M10	1.75
CD060109.4027065	BT40-FHC27-65	27	60	85	65	M12	2.07
CD060109.5022090	BT50-FHC22-90	22	48	108	90	M10	5.1
CD060109.5027090	BT50-FHC27-90	27	60	110	90	M12	5.4
CD060109.5032090	BT50-FHC32-90	32	70	112	90	M16	5.59
CD060109.5040090	BT50-FHC40-90	40	80	115	90	M16	6.51
CD060109.5060090	BT50-FHC60-90	60	128.5	120	90	M16	9.77

**高精度液压数控刀柄系列 HIGH ACCURACY HYDRAULIC CHUCKS SERIES**
**CD0601-10 FHC 高精度液压刀盘夹具  
 FHC HIGH PRECISION HYDRAULIC CUTTERHEAD FIXTURE**


订货号Order No.	型号Model No.	D1	D2	L1	G	KGS
CD060110.2248018	FHC22	22	48	18	M10	1.41
CD060110.2760020	FHC27	27	60	20	M12	2.76
CD060110.3270022	FHC32	32	70	22	M16	4.36
CD060110.4080025	FHC40	40	80	25	M16	6.59
CD060110.6012825	FHC60	60	128	25	M16	14.97

**CD0601-11 CWD 高精度外胀芯轴 CWD HIGH-PRECISION EXPANSION SHAFT**

- ◎外胀芯轴夹具效率高，降低成本，易操作的优势。
- ◎柄体在-196℃超长深冷处理，及热时效处理，外胀精度稳定。

◎The external expansion core shaft fixture has the advantages of high efficiency, cost reduction, and easy operation.

◎The handle is subjected to ultra long cryogenic treatment at -196 °C and thermal aging treatment, resulting in stable external expansion accuracy.


**CD0601-12 新型数控磨刀夹具 NEW CNC GRINDING TOOL FIXTURE**
**特点**

◎隔片设计，避免筒夹磨损，延长筒夹寿命，夹持力增强，可用于直径较大的棒料夹持无需拆装拉爪。

**◎使用机型**

安卡：FX5(带油缸) /FX7FG(带油缸) /GX7/MX7/MX5/TX7+;

瓦尔特：POWER系列/BASICMINI/POWER/ESSENTIAL;

支持国内大部分五轴磨刀夹具；

**Features**

◎The spacer design avoids wear of the barrel clamp, prolongs the life of the barrel clamp, enhances the clamping force, and can be used for clamping larger diameter bar materials without the need for disassembly of the claw.

**◎ Use model**

Anka: FX5 (with oil cylinder)/FX7FG (with oil cylinder)/GX7/MX7/MX5/TX7+;

Walter: POWER series/BASICMINI/POWER/ESSENTIAL;

Support most domestic five axis grinding tool fixtures;



# 细长型液压刀柄

## SUPER SLIM LINE HYDRAULIC TOOL HOLDER

崇德精密的细长型液压刀柄是为了防止刀具在精密加工难以到达的深孔时受到工件的干扰而设计的。这细长型的结构可以节省工具设置时间和成本。

细长型液压刀柄最大的优点是它的超薄设计（3° 锥度）优化，以防止刀具和工件之间的干涉。细长型液压刀柄是最窄角度加工和加工复杂到难以接近刀具的工件的最佳解决方案之一。

CHONGDE's Super Slim Line is designed to prevent tools from being interfered by the workpiece when precise processing deep holes that are difficult to reach.

This Super Slim Line allow to save tool set-up time and cost as well.

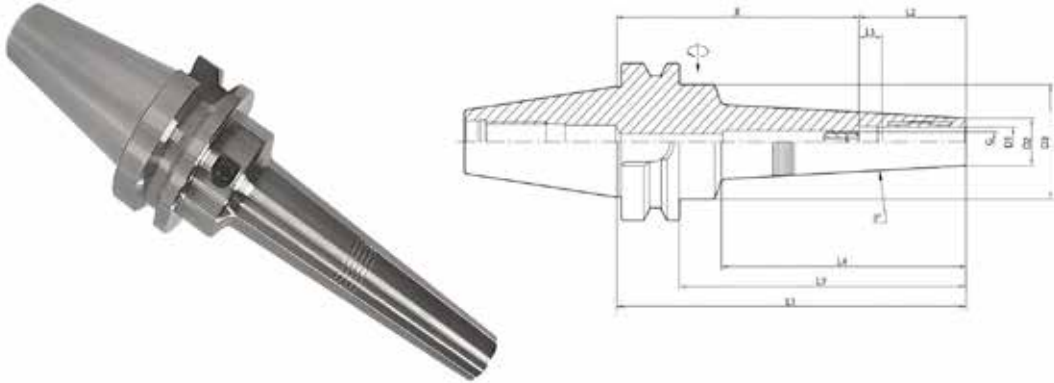
Super Slim Line's biggest advantage is its super slim design (3° Slop) optimized to prevent interference between the tool and the workpiece.

This Super Slim Line is one of the best solutions for machining at the narrowest angle and for processing workpieces that are so complex that the tool is difficult to access.

- |   |   |
|---|---|
| <ul style="list-style-type: none"> <li>- 优化及防止工具和工件之间的干扰           <ul style="list-style-type: none"> <li>○ 适用于深轮廓加工</li> <li>○ 适用于形状复杂的工件加工</li> <li>○ 适用于工件与刀具之间狭窄角度的加工</li> </ul> </li> <li>- 3° 锥度超细长设计           <ul style="list-style-type: none"> <li>○ 最小化或防止刀具与工件之间的干涉</li> <li>○ 优化加工复杂及难以加工的工件部位</li> </ul> </li> <li>- 适用于五轴加工，如模具制造行业。</li> <li>- 减振效果</li> <li>- 用于精加工，钻孔，铰孔，螺纹铣削，倒角</li> </ul> | <ul style="list-style-type: none"> <li>- Optimized to prevent interference between tools and workpieces           <ul style="list-style-type: none"> <li>○ For deep contours</li> <li>○ For complex shape of workpiece</li> <li>○ For narrowest of angles between workpiece and cutting tools</li> </ul> </li> <li>- Super Slim Design with 3 degree slop           <ul style="list-style-type: none"> <li>○ Minimize or prevent interference between tool and workpiece</li> <li>○ Optimize for workpieces that are so complex that the tool is difficult to access.</li> </ul> </li> <li>- Suitable for 5-axis machining, e.g in mould making industry.</li> <li>- Vibration Damping Effect</li> <li>- For finish milling, drilling, reaming, thread-milling, chamfering</li> </ul> |
|---|---|



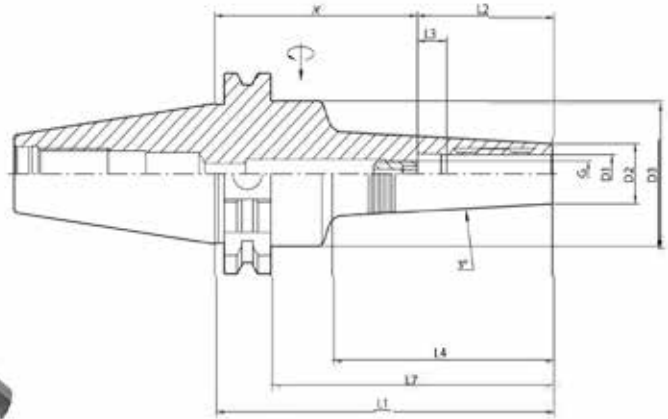


**高精度液压数控刀柄系列 HIGH ACCURACY HYDRAULIC CHUCKS SERIES**
**CD0601-13 BT30/40-HCS 液压刀柄 BT30/40-HCS HYDRAULIC CHUCK**


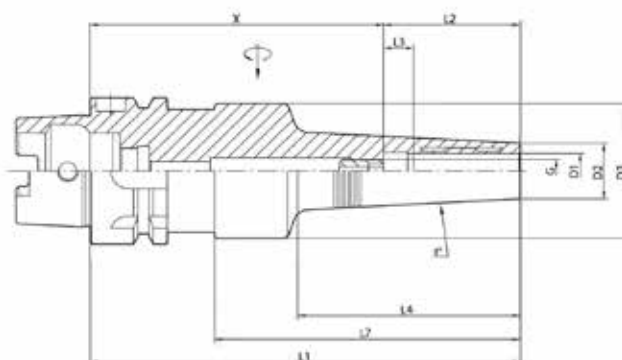
订货号 Order No.	型号 Model No.	D1	D2	D3	X	L1	L2	L3	L4	L7	G	KGS
CD060113.3003085	BT30-HC3S-85	3	11	46	67	85	18	-	42	-	-	0.7
CD060113.3004085	BT30-HC4S-85	4	11	46	61	85	24	-	42	-	-	0.7
CD060113.3005085	BT30-HC5S-85	5	12	46	59	85	26	-	42	-	-	0.7
CD060113.3006115	BT30-HC6S-115	6	13	46	75	115	40	10	74	-	M5	0.7
CD060113.3008115	BT30-HC8S-115	8	15	46	75	115	40	10	74	-	M6	0.7
CD060113.3010115	BT30-HC10S-115	10	17	46	74	115	41	10	74	-	M8*1	0.9
CD060113.3012115	BT30-HC12S-115	12	19	46	69	115	46	10	75	-	M8*1	0.9
CD060113.4003090	BT40-HC3S-90	3	11	46	72	90	18	-	42	63	-	1.1
CD060113.4003120	BT40-HC3S-120	3	11	46	102	120	18	-	72	93	-	1.3
CD060113.4004090	BT40-HC4S-90	4	11	46	66	90	24	-	42	63	-	1.1
CD060113.4004120	BT40-HC4S-120	4	11	46	96	120	24	-	72	93	-	1.3
CD060113.4005090	BT40-HC5S-90	5	12	46	64	90	26	-	42	63	-	1.2
CD060113.4005120	BT40-HC5S-120	5	12	46	94	120	26	-	72	93	-	1.3
CD060113.4006120	BT40-HC6S-120	6	13	46	80	120	40	10	74	93	M5	1.4
CD060113.4006140	BT40-HC6S-140	6	13	46	80	140	40	10	74	93	M5	1.47
CD060113.4006150	BT40-HC6S-150	6	13	46	110	150	40	10	104	123	M5	1.5
CD060113.4008120	BT40-HC8S-120	8	15	46	80	120	40	10	74	93	M6	1.4
CD060113.4008140	BT40-HC8S-140	8	15	46	80	140	40	10	74	93	M6	1.47
CD060113.4008150	BT40-HC8S-150	8	15	46	110	150	40	10	104	123	M6	1.5
CD060113.4010120	BT40-HC10S-120	10	17	46	79	120	41	10	74	93	M8*1	1.4
CD060113.4010140	BT40-HC10S-140	10	17	46	79	140	41	10	74	93	M8*1	1.47
CD060113.4010150	BT40-HC10S-150	10	17	46	109	150	41	10	104	123	M8*1	1.5
CD060113.4012120	BT40-HC12S-120	12	19	46	74	120	46	10	75	93	M8*1	1.4
CD060113.4012140	BT40-HC12S-140	12	19	46	74	120	46	10	75	93	M8*1	1.45
CD060113.4012150	BT40-HC12S-150	12	19	46	104	150	46	10	105	123	M8*1	1.5

## 高精度液压数控刀柄系列 HIGH ACCURACY HYDRAULIC CHUCKS SERIES

### CD0601-14 SK40-HCS 液压刀柄 SK40-HCS HYDRAULIC CHUCK



订货号 Order No.	型号 Model No.	D1	D2	D3	X	L1	L2	L3	L4	L7	G	KGS
CD060114.4003085	SK40-HC3S-85	3	11	46	67	85	18	-	42	65.9	-	1.3
CD060114.4003115	SK40-HC3S-115	3	11	46	46	115	18	-	72	95.9	-	1.4
CD060114.4004085	SK40-HC4S-85	4	11	46	61	85	24	-	42	65.9	-	1.3
CD060114.4004115	SK40-HC4S-115	4	11	46	46	115	24	-	72	95.9	-	1.4
CD060114.4005085	SK40-HC5S-85	5	12	46	59	85	26	-	42	65.9	-	1.3
CD060114.4005115	SK40-HC5S-115	5	12	46	46	115	26	-	72	95.9	-	1.4
CD060114.4006115	SK40-HC6S-115	6	13	46	75	115	40	10	74	95.9	M5	1.4
CD060114.4006145	SK40-HC6S-145	6	13	46	46	145	40	10	104	125.9	M5	1.5
CD060114.4008115	SK40-HC8S-115	8	15	46	75	115	40	10	74	95.9	M6	1.4
CD060114.4008145	SK40-HC8S-145	8	15	46	46	145	40	10	104	125.9	M5	1.5
CD060114.4010115	SK40-HC10S-115	10	17	46	74	115	41	10	74	95.9	M8*1	1.4
CD060114.4010145	SK40-HC10S-145	10	17	46	46	145	41	10	104	125.9	M8*1	1.5
CD060114.4012115	SK40-HC12S-115	12	19	46	69	115	46	10	75	95.9	M8*1	1.4
CD060114.4012145	SK40-HC12S-145	12	19	46	46	145	46	10	105	125.9	M8*1	1.5

**高精度液压数控刀柄系列 HIGH ACCURACY HYDRAULIC CHUCKS SERIES**
**CD0601-15HSK50A/63A-HCS液压刀柄 HSK50A/63A-HCS HYDRAULIC CHUCK**


订货号 Order No.	型号 Model No.	D1	D2	D3	X	L1	L2	L3	L4	L7	G	KGS
CD060115.5003115	HSK50A-HC3S-115	3	11	46	97	115	18	-	42	89	-	0.6
CD060115.5004115	HSK50A-HC4S-115	4	11	46	91	115	24	-	42	89	-	0.6
CD060115.5005115	HSK50A-HC5S-115	5	12	46	89	115	26	-	42	89	-	0.6
CD060115.5006145	HSK50A-HC6S-145	6	13	46	105	145	40	10	74	119	M5	1.1
CD060115.5008145	HSK50A-HC8S-145	8	15	46	105	145	40	10	74	119	M6	1.1
CD060115.5010145	HSK50A-HC10S-145	10	17	46	104	145	41	10	74	119	M8*1	1.1
CD060115.5012145	HSK50A-HC12S-145	12	19	46	99	145	46	10	75	119	M8*1	1.1
CD060115.6303100	HSK63A-HC3S-100	3	11	46	82	100	18	-	42	74	-	1.0
CD060115.6303130	HSK63A-HC3S-130	3	11	46	112	130	18	-	72	104	-	0.7
CD060115.6304100	HSK63A-HC4S-100	4	11	46	76	100	24	-	42	74	-	1.0
CD060115.6304130	HSK63A-HC4S-130	4	11	46	106	130	24	-	72	104	-	0.7
CD060115.6305100	HSK63A-HC5S-100	5	12	46	74	100	26	-	42	74	-	1.0
CD060115.6305130	HSK63A-HC5S-130	5	12	46	104	130	26	-	72	104	-	0.7
CD060115.6306130	HSK63A-HC6S-130	6	13	46	90	130	40	10	74	104	M5	1.2
CD060115.6306160	HSK63A-HC6S-160	6	13	46	120	160	40	10	104	134	M5	1.3
CD060115.6308130	HSK63A-HC8S-130	8	15	46	90	130	40	10	74	104	M6	1.2
CD060115.6308160	HSK63A-HC8S-160	8	15	46	120	160	40	10	104	134	M6	1.3
CD060115.6310130	HSK63A-HC10S-130	10	17	46	89	130	41	10	74	104	M8*1	1.2
CD060115.6310160	HSK63A-HC10S-160	10	17	46	119	160	41	10	104	134	M8*1	1.3
CD060115.6312130	HSK63A-HC12S-130	12	19	46	84	130	46	10	75	104	M8*1	1.2
CD060115.6312160	HSK63A-HC12S-160	12	19	46	114	160	46	10	105	134	M8*1	1.3

# 磨床液压刀柄

## GRINDING LINE

崇德精密的磨床液压刀柄将为您提供最好的磨具和磨床加工效果。

较高的跳动和重复精度在磨削过程中提供了均匀的材料去除，并在磨削和重磨过程中提高了工艺可靠性。能够获得最佳加工尺寸精度和刀具顶端的跳动精度。

The CHONGDE's Grinding Line will give you the best results in tool sharpening and grinding machines

The high run-out and repeat accuracy provides an even material removal during the grinding process as well as increases process reliability during grinding and re-sharpening

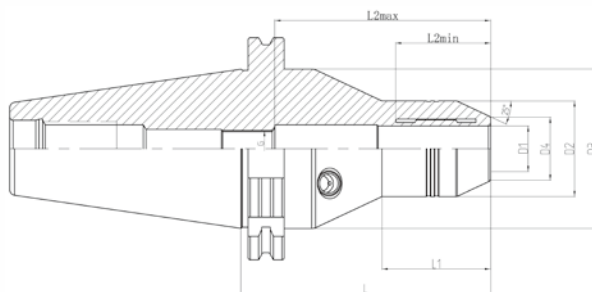
Results in the best dimensional accuracy and accuracy in size at the lip of the tool

- 适用于砂轮机，磨锐机，打磨机和磨床
  - 稳定的重复径跳精度：3xD  $\leq 0.003\text{mm}$ 
    - 增加了刀具及砂轮寿命
    - 具有最佳加工尺寸精度、表面质量以及较高的刀具顶端的跳动精度

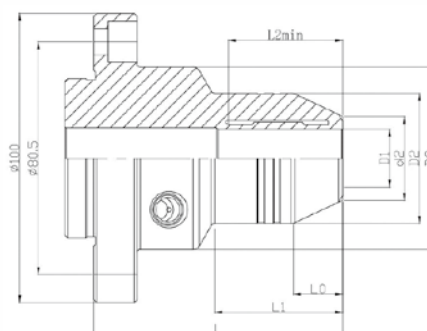
这意味着使用刀具寿命大大提高，并改善了工件表面质量以及提高了切削速度和进给速度
  - 对于带有长柄的特殊工具，最大夹持深度为160mm
  - 避免加工工件和砂轮之间干涉的25°锥度设计
  - 使用T型扳手更换刀具，可减少安装时间
  - 根据内孔尺寸的不同，稳定的扭矩力可达32Nm - 350Nm
  - 减振效果
  - 装夹液压筒夹范围更广
- 
- For tool sharpening or re-sharpening and grinding machines.
  - Stable repeat run-out accuracy is 0.003mm at 3xD.
    - Increased tool life and the grinding wheel.
    - Best dimensional accuracy, surface quality and runout accuracy at the lips of the tool

This means for the use of machined or re-sharpened cutting tools a considerably higher tool life time, improved surface quality at the workpiece as well as increased cutting speeds and feeding rates.
  - Extremely deep clamping depths Max. 160mm for special tools with long shanks.
  - Minimize interference between grinding wheel and edge of hydraulic chuck with 25°.
  - T-Wrench is enough for tool change and reduce set-up time.
  - Stable torque power up to 32Nm - 350Nm depend on inner bore size.
  - Vibration Damping Effect.
  - Flexible clamping range with reduction sleeve.



**高精度液压数控刀柄系列 HIGH ACCURACY HYDRAULIC CHUCKS SERIES**
**CD0601-16 SK50-HCG 液压刀柄 SK50-HCG HYDRAULIC CHUCK**


订货号 Order No.	型号 Model No.	D1	D2	D3	D4	L	L1	L2min	L2max	G	KGS
CD060116.5012110	SK50-HC12G-110	12	36.5	60	21.5	110	55	34	50	M8	3.25
CD060116.5014110	SK50-HC14G-110	14	38	60	23.5	110	60	34	50	M8	3.3
CD060116.5016110	SK50-HC16G-110	16	39.5	60	25.5	110	60	38	53	M8	3.4
CD060116.5018110	SK50-HC18G-110	18	41	60	27.5	110	60	38	53	M16	3.6
CD060116.5020110	SK50-HC20G-110	20	42	70	28	110	47	41	95	M16	3.7
CD060116.5032110	SK50-HC32G-110	32	55	70	40	110	62	50	95	M10	3.85

**CD0601-17 TJ-MDJJ超高精五轴磨刀夹具**
**TJ-MDJJ Ultra High Precision Five Axis Grinding Tool Fixture**


订货号 Order No.	型号 Model No.	D1	d2	D2	D3	L	L0	L1	L2min	KGS
CD060117.1237100	TJ12	12	21	37	63	86	17	42	36	0.67
CD060117.2045100	TJ20	20	29	45	63	86	17	45	39	0.72
CD060117.3257100	TJ32	32	43	57	64.5	86	15	48	43	0.82



# 直柄液压延长杆

## HYDRAULIC HANDLE WITH STRAIGHT SHANK

崇德精密的液压延长杆是为了防止精密加工深孔时刀具受到工件的干扰而设计的。

液压延长杆还可以节省工具设置时间和成本

液压延长杆最大的优点是可以快速地夹持在液压刀柄和各种类型的刀具夹持系统中，如ER刀柄夹持系统、铣加工刀柄以及精密的细长刀柄。

CHONGDE's Extension Line is designed to prevent tools from being interfered by the workpiece when precise processing deep holes that are difficult to reach.

This Extension Line allow to save tool set-up time and cost as well.

The greatest advantage of Extension Line can be quickly clamped in hydraulic chuck and various type of tool-holders such as ER system, Milling chucks, Slim collet chucks which is nearly precision tool holders

-用各种工具夹紧

- 液压刀柄
- ER刀柄夹持系统
- 铣刀柄
- 其他类型的夹头系统

-细长设计

- 最小化或防止刀具与工件之间的干涉
- 优化加工复杂及难以加工的工作部位

-根据内孔尺寸的不同，稳定的扭矩力可达稳定扭矩功率可达16Nm - 300Nm

-减振效果

-可用于精铣，钻孔，铰孔，倒角等加工过程

- Clamped with various toolholders

- Hydraulic chuck
- ER system
- Milling chuck
- Other type of collet system
- Various type of clamping system

- Slim Design

- Minimize or prevent interference between tool and workpiece
- Optimize for workpieces that are so complex that the tool is difficult to access

- Stable torque power up to 16Nm - 300Nm depend on inner bore size

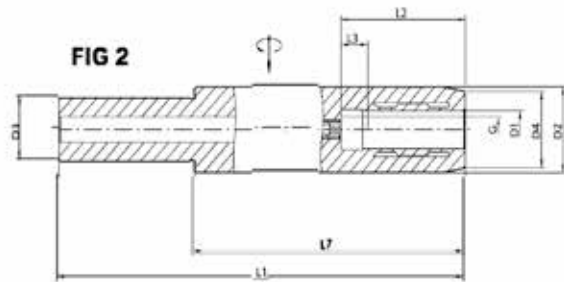
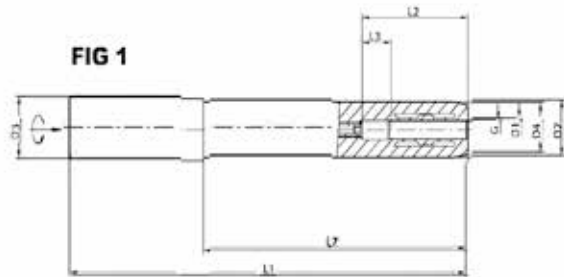
- Vibration Damping Effect

- For finish milling, drilling, reaming, chamfering



**高精度液压数控刀柄系列 HIGH ACCURACY HYDRAULIC CHUCKS SERIES**
**CD0601-18 C20/32-HC 液压延长杆 C20/32-HC Hydranulic Extension Line**

- ◎ 跳动精度:  $3xD$ 长度 $\leq 0.003$ mm
- ◎ Run-out accuracy : below 0.003mm at  $3xD$
- ◎ 平衡等级: G2.5/25000rpm
- ◎ Balancing grade : G2.5 / 25,000rpm
- ◎ AD (中心通孔) 冷却系统
- ◎ AD (center through) coolant system

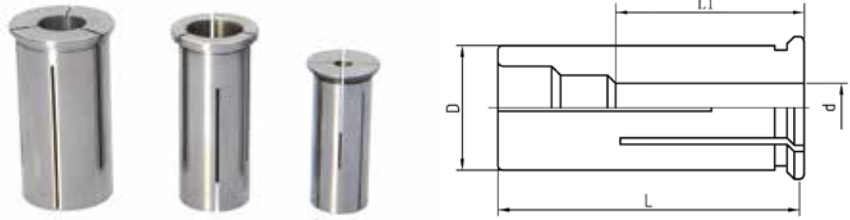


订货号 Order No.	型号 Model No.	D1	D2	D3	D4	L1	L2	L3	L7	G	KGS	FIG
CD060118.2006150	C20-HC6-150	6	18	20	16	150	40	10	100	M5	0.45	FIG1
CD060118.2008150	C20-HC8-150	8	20	20	18	150	40	10	100	M5	0.45	FIG1
CD060118.2010150	C20-HC10-150	10	22	20	20	150	41	10	100	M6	0.45	FIG1
CD060118.2012150	C20-HC12-150	12	27	20	25	150	16	10	100	M6	0.45	FIG2
CD060118.2016150	C20-HC16-150	16	30	20	28	150	49	10	100	M8*1	0.45	FIG2
CD060118.2020150	C20-HC20-150	20	32	20	30	150	51	10	100	M8*1	0.55	FIG2
CD060118.3220150	C32-HC20-150	20	32	32	30	150	51	10	90	M8*1	0.70	FIG2
CD060118.3220200	C32-HC20-200	20	32	32	30	200	51	10	90	M8*1	0.75	FIG2

## 高精度液压数控刀柄系列 HIGH ACCURACY HYDRAULIC CHUCKS SERIES

### CD0602-01 HC液压直柄筒夹 HC HYDRAULIC STRAIGHT COLLET

- ◎ 材质: 20CrMnTi/SUJ2
- ◎ 硬度: 55-58HRC/46-50HRC
- ◎ Material: 20CrMnTi/SUJ2
- ◎ Hardness: 55-58HRC/46-50HRC

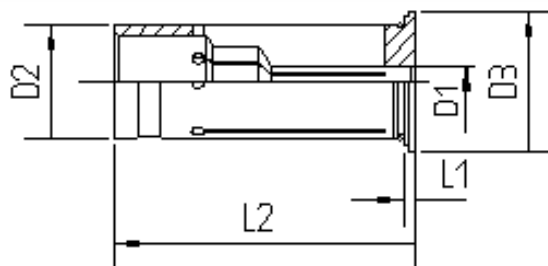


- ◎ 切削刀具柄径必须完全接触贯穿筒夹夹持有效长度。
- ◎ 液压直柄筒夹必须完全插入到液压柄孔径中，直至肩部与液压柄前端面贴合。
- ◎ 切削刀具的柄径公差等级为h6。
- ◎ Cutting tool shank diameter must be fully contact throughout the collet clamping length effectively.
- ◎ Hydraulic collet must be fully inserted into the hydraulic shank aperture, and the hydraulic shank the front end surface fit.
- ◎ Cutting tools shank diameter toleranceH6.

d	测量距离	径向跳动 Run out(mm)	
		AA级 A class	AAA级 AA class
4-25	3Xd	≤0.005	≤0.003

订货号 Order No.	型号 Model No.	尺寸Size(mm)				KGS
		D	d	L	L1	
CD060201.12040	HC12-4	12	4	42	25	0.025
CD060201.12050	HC12-5	12	5	42	25	0.025
CD060201.12060	HC12-6	12	6	42	32	0.025
CD060201.12070	HC12-7	12	7	42	33	0.025
CD060201.12080	HC12-8	12	8	42	33	0.025
CD060201.12090	HC12-9	12	9	42	33	0.025
CD060201.12100	HC12-10	12	10	42	36	0.025
CD060201.20030	HC20-3	20	3	52	24	0.1
CD060201.20040	HC20-4	20	4	52	24	0.1
CD060201.20050	HC20-5	20	5	52	24	0.1
CD060201.20060	HC20-6	20	6	52	32	0.1
CD060201.20070	HC20-7	20	7	52	33	0.1
CD060201.20080	HC20-8	20	8	52	33	0.1
CD060201.20090	HC20-9	20	9	52	34	0.1
CD060201.20100	HC20-10	20	10	52	36	0.1
CD060201.20120	HC20-12	20	12	52	36	0.1
CD060201.20140	HC20-14	20	14	52	41	0.1
CD060201.20160	HC20-16	20	16	52	41	0.1
CD060201.20180	HC20-18	20	18	52	44	0.1
CD060201.32060	HC32-6	32	6	63	33	0.3
CD060201.32070	HC32-7	32	7	63	33	0.3
CD060201.32080	HC32-8	32	8	63	33	0.3
CD060201.32090	HC32-9	32	9	63	33	0.3
CD060201.32100	HC32-10	32	10	63	36	0.3
CD060201.32120	HC32-12	32	12	63	41	0.3
CD060201.32140	HC32-14	32	14	63	42	0.3
CD060201.32160	HC32-16	32	16	63	44	0.3
CD060201.32180	HC32-18	32	18	63	45	0.3
CD060201.32200	HC32-20	32	20	63	46	0.3
CD060201.32220	HC32-22	32	22	63	46	0.3
CD060201.32250	HC32-25	32	25	63	47	0.3

注: HC25可定制 Note:HC25 can be customized

**高精度液压数控刀柄系列 HIGH ACCURACY HYDRAULIC CHUCKS SERIES**
**CD0602-02 CHC液压直柄筒夹 (内冷式)  
 CHC HYDRAULIC STRAIGHT COLLET ( OIL HOLE TYPE )**


- ◎ 材质: 20CrMnTi/SUJ2
- ◎ 硬度 :55-58HRC/46-50HRC
- ◎ Material: 20CrMnTi/SUJ2
- ◎ Hardness: 55-58HRC/46-50HRC

d	测量距离	径向跳动 Run out(mm)	
		AA级 AA class	AAA级 AAclass
3~25	3Xd	≤0.005	≤0.003

订货号 Order No.	型号 Model No.	D1	D2	D3	L1	L2	KGS
CD060202.12030	CHC12-3	3	12	19	2	47	0.05
CD060202.12040	CHC12-4	4	12	19	2	47	0.05
CD060202.12050	CHC12-5	5	12	19	2	47	0.05
CD060202.12060	CHC12-6	6	12	19	2	47	0.05
CD060202.12080	CHC12-8	8	12	19	2	47	0.05
CD060202.20030	CHC20-3	3	20	29	2	52.5	0.09
CD060202.20040	CHC20-4	4	20	29	2	52.5	0.09
CD060202.20050	CHC20-5	5	20	29	2	52.5	0.09
CD060202.20060	CHC20-6	6	20	29	2	52.5	0.09
CD060202.20070	CHC20-7	7	20	29	2	52.5	0.09
CD060202.20080	CHC20-8	8	20	29	2	52.5	0.09
CD060202.20090	CHC20-9	9	20	29	2	52.5	0.09
CD060202.20100	CHC20-10	10	20	29	2	52.5	0.09
CD060202.20110	CHC20-11	11	20	29	2	52.5	0.09
CD060202.20120	CHC20-12	12	20	29	2	52.5	0.09
CD060202.20130	CHC20-13	13	20	29	2	52.5	0.09
CD060202.20140	CHC20-14	14	20	29	2	52.5	0.09
CD060202.20150	CHC20-15	15	20	29	2	52.5	0.09
CD060202.20160	CHC20-16	16	20	29	2	52.5	0.09
CD060202.32060	CHC32-6	6	32	39	3	63.5	0.29
CD060202.32080	CHC32-8	8	32	39	3	63.5	0.29
CD060202.32100	CHC32-10	10	32	39	3	63.5	0.29
CD060202.32120	CHC32-12	12	32	39	3	63.5	0.29
CD060202.32140	CHC32-14	14	32	39	3	63.5	0.29
CD060202.32160	CHC32-16	16	32	39	3	63.5	0.29
CD060202.32180	CHC32-18	18	32	39	3	63.5	0.29
CD060202.32200	CHC32-20	20	32	39	3	63.5	0.29
CD060202.32250	CHC32-25	25	32	39	3	63.5	0.29

**高速、高精度、高寿命直柄强力刀柄系列**
**High speed,high accuracy,high durability C-straight chuck series**

特点:

- ◆刀柄整体涂层处理;
- ◆表面“环保”特殊涂层处理,提高表面硬度、耐磨性,提高清洁度,精度更稳定,表面更光滑,防锈、防腐蚀效果更好,手感更舒适,外观更美观。
- ◆精做动平衡G6.3 12000rpm/18000rpm;
- ◆刀柄柄体、压帽、夹头都做深冷处理及热时效处理。

- ◆Two kinds of appearance provide:polishing or nickel coating ;
- ◆Surface” environmental protection”, special coating surface treatment, improve the hardness and endurance of the surface, cleanliness better, accuracy stable, surface more smooth, antirust, feel comfortable, appearance nice.
- ◆Precision balance G6.3 12000rpm/18000rpm;
- ◆Chuck shank、lock nut、collet do cryogenic treatment and thermal aging treatment.


**》》》 精湛的加工工艺 Superb machining technology**
**\*深冷处理**

- 1、-196℃超长深冷处理,使接近全部的残余奥氏体转变为马氏体;
- 2、析出的纳米级碳化物颗粒,增加硬度和韧性;
- 3、减少残余应力;
- 4、耐磨性显著提高。

**\*Cryogenic treatment**

- 1.-196℃ long cryogenic, nearly all of the residual austenite into martensite;
2. Carbide precipitation of Nanoscale particles, increasing the hardness and toughness;
3. Reducing residual stresses;
4. Wear resistance significantly improved.

**\*时效处理**

\*超长定型热时效去除磨加工时的残余内应力。

**\* Thermal aging processing**

long stereotyped thermal limitation removal of grinding residual stress。

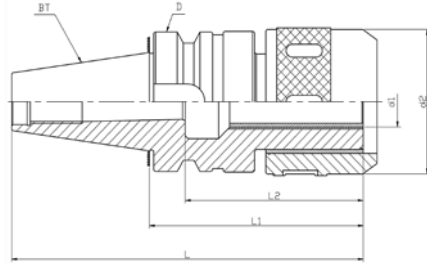


深冷处理 (Cryogenic treatment)



时效处理 (Thermal aging processing)

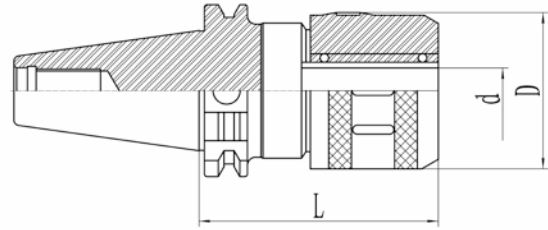


**C直柄筒夹强力刀柄系列 C STRAIGHT COLLET CHUCK SERIES**
**CD0701-01 BT 强力型立铣刀柄**
**BT NEEDLE ROLLER TYPE MILLING CHUCK**


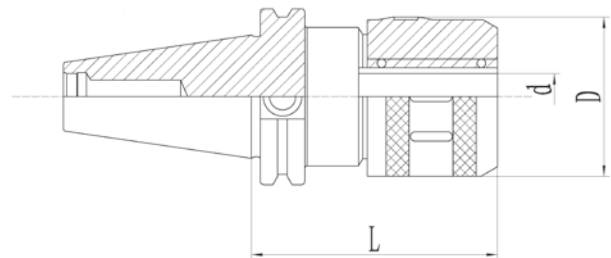
- ◎ 材质：20CrMnTi/JIS-SCM415
- ◎ 硬度：56-60HRC，渗碳深度>0.8mm
- ◎ 锥柄公差等级：≤AT3
- ◎ 刀柄柄体做-196℃超长深冷处理及热时效处理。
- ◎ 预设动平衡G6.3-8000rpm，精密动平衡G6.3-12000rpm。
- ◎ 刀柄内孔分割了六槽以防止刀具转动，增大夹持力
- ◎ 采用特殊材料制做滚珠轴承保持架，延长了使用寿命，增强了夹紧力。
- ◎ 具有夹持力大，定心精度高，特别用于强力切削。
- ◎ 前端密封压盖设计，可实现中心出水。

- ◎ Material:20CrMnTi/JIS-SCM415
- ◎ Hardness:56-60HRC, Carbon depth>0.8mm
- ◎ Tolerance class: ≤AT3
- ◎ The chuck has made -196° C super long cryogenic treatment and thermal aging processing
- ◎ Default standard balancingG6.3-8000rpm, precision dynamic balancingG6.3-12000rpm,
- ◎ Inner hole of the shank divide into 6 troughs to prevent the insert remove, increase the grasp force.
- ◎ Ball bearing cage is made of special material, improve the endurance, enhance the grasp force.
- ◎ Grasp force strong, centering accuracy high, suit to heavy cutting.
- ◎ The front end sealing cover design can achieve center water outlet.

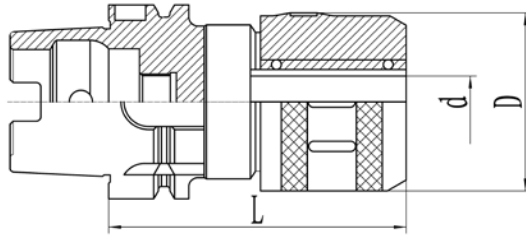
订货号 Order No.	型号 Model No.	L	L1	L2	D	d1	d2	KGS
CD070101.3020075	BT30-C20-75	123.4	75	70	46	20	58	1.18
CD070101.3020090	BT30-C20-90	138.4	90					1.37
CD070101.3022090	BT30-C22-90	138.4	90			61	1.4	
CD070101.3025090	BT30-C25-90	138.4	90				1.4	
CD070101.3032100	BT30-C32-100	148.4	100	75	32	73	1.4	
CD070101.4020090	BT40-C20-90	155.4	90	70	63	20	58	1.89
CD070101.4022090	BT40-C22-90	155.4	90					1.9
CD070101.4025095	BT40-C25-95	160.4	95			61	2.1	
CD070101.4025130	BT40-C25-130	195.4	130				2.8	
CD070101.4032095	BT40-C32-95	160.4	95	75	32	73	2.4	
CD070101.4032105	BT40-C32-105	170.4	105				2.58	
CD070101.4032135	BT40-C32-135	200.4	135				3.21	
CD070101.5016135	BT50-C16-135	236.8	135	60	16	42.8	4.55	
CD070101.5016165	BT50-C16-165	266.8	165				4.88	
CD070101.5020100	BT50-C20-100	165.4	100	70	20	58	4.3	
CD070101.5020105	BT50-C20-105	170.4	105				4.5	
CD070101.5020115	BT50-C20-115	180.4	115				4.75	
CD070101.5020150	BT50-C20-150	215.4	150				4.9	
CD070101.5025105	BT50-C25-100	165.4	100				61	5.05
CD070101.5025135	BT50-C25-135	200.4	135					
CD070101.5025165	BT50-C25-165	230.4	165	5.65				
CD070101.5032110	BT50-C32-110	211.8	110	75	32	73	5.05	
CD070101.5032135	BT50-C32-135	236.8	135				5.64	
CD070101.5032165	BT50-C32-165	266.8	165				6.26	
CD070101.5032200	BT50-C32-200	265.4	100				6.98	
CD070101.5032250	BT50-C32-250	315.4	100				8.01	
CD070101.5032300	BT50-C32-300	365.4	100				9.05	
CD070101.5040120	BT50-C40-120	221.8	120	90	42	84	5.03	
CD070101.5042110	BT50-C42-110	211.8	110				5.5	
CD070101.5042120	BT50-C42-120	221.8	120				5.92	
CD070101.5042135	BT50-C42-135	236.8	135				6.55	
CD070101.5042165	BT50-C42-165	266.8	165				7.81	

**C直柄筒夹强力刀柄系列 C STRAIGHT COLLET CHUCK SERIES**
**CD0701-02 SK(DIN69871) 强力型立铣刀柄  
 SK(DIN69871) NEEDLE ROLLER TYPE MILLING CHUCK**


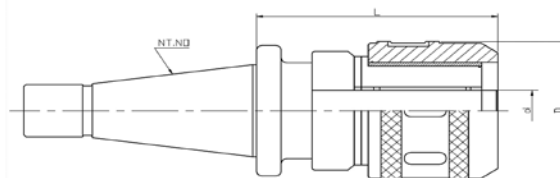
订货号 Order No.	型号 Model No.	L	d	D	KGS
CD070102.3020085	SK30-C20-85	85	20	58	1.8
CD070102.3020100	SK30-C20-100	100	20	58	2
CD070102.4020085	SK40-C20-85	85	20	58	2.3
CD070102.4020100	SK40-C20-100	100	20	58	2.35
CD070102.4020135	SK40-C20-135	135	20	58	2.4
CD070102.4032105	SK40-C32-105	105	32	73	2.8
CD070102.5020105	SK50-C20-105	105	20	58	4.4
CD070102.5032110	SK50-C32-110	110	32	73	5.57
CD070102.5032135	SK50-C32-135	135	32	73	5.99
CD070102.5042110	SK50-C42-110	110	42	84	5
CD070102.5042120	SK50-C42-120	120	42	84	5.42
CD070102.5042135	SK50-C42-135	135	42	84	6.05
CD070102.5042165	SK50-C42-165	165	42	84	7.31

**CD0701-03 CAT 强力型立铣刀柄  
 CAT NEEDLE ROLLER TYPE MILLING CHUCK**


订货号 Order No.	型号 Model No.	L	d	D	KGS
CD070103.4019860	CAT40-C3/4 " -3.385 "	3.385 "	0.75 "	2.17 "	2
CD070103.4019105	CAT40-C3/4 " -4.13 "	4.13 "	0.75 "	2.17 "	2.2
CD070103.4032115	CAT40-C1-1/4 " 4.53 "	3.35 "	1.25 "	2.87 "	2.5
CD070103.5019105	CAT50-C3/4 " -4.13 "	4.13 "	0.75 "	2.28 "	4
CD070103.5032105	CAT50-C1-1/4 " 4.13 "	4.13 "	1.25 "	2.87 "	4.8

**C直柄筒夹强力刀柄系列 C STRAIGHT COLLET CHUCK SERIES**
**CD0701-04 HSK强力型立铣刀柄 HSK NEEDLE ROLLER TYPE MILLING CHUCK**


订货号 Order No.	型号 Model No.	L	D	d	KGS
CD070104.5025100	HSK50A-C25-100	100	61	25	1.94
CD070104.6316100	HSK63A-C16-100	100	42.8	16	1.6
CD070104.6316110	HSK63A-C16-110	110	42.8	16	1.8
CD070104.6325100	HSK63A-C25-100	100	61	16	2.2
CD070104.6325110	HSK63A-C25-110	110	61	25	2.3
CD070104.6325135	HSK63A-C25-135	135	61	25	2.8
CD070104.6332110	HSK63A-C32-110	110	73	32	2.5
CD070104.6332120	HSK63A-C32-120	120	73	32	2.55
CD070104.1016135	HSK100A-C16-135	135	42.8	16	3.5
CD070104.1016165	HSK100A-C16-165	165	42.8	16	3.7
CD070104.1025135	HSK100A-C25-135	135	61	25	4
CD070104.1025165	HSK100A-C25-165	165	61	25	4.8
CD070104.1032110	HSK100A-C32-110	110	73	32	4.2
CD070104.1032120	HSK100A-C32-120	120	73	32	4.37

**CD0701-05 NT强力型立铣刀柄 NT NEEDLE ROLLER TYPE MILLING CHUCK**


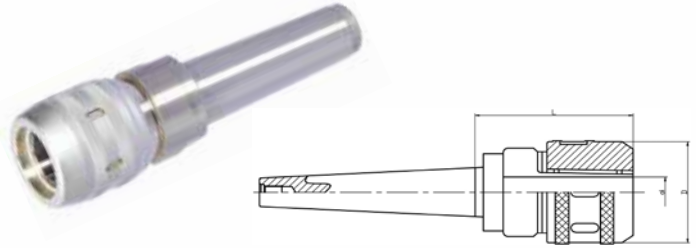
订货号Order No.	型号Model No.	d	D	L	Draw bolt (连接螺纹)	KGS
CD070105.3025080	NT30-C25-80	25	61	80	1/2"-13UNC, M12 × 1.75P	1.4
CD070105.3032090	NT30-C32-90	32	73	90		1.8
CD070105.4025080	NT40-C25-80	25	61	80	5/8"-11UNC, M16 × 2.0P	1.8
CD070105.4032085	NT40-C32-85	32	73	85		2.2
CD070105.5025085	NT50-C25-85	25	61	85	1"-8UNC, M24 × 3.0P	3.9
CD070105.5032090	NT50-C32-90	32	73	90		4.4
CD070105.5032150	NT50-C32-150	32	73	150		5.4
CD070105.5042095	NT50-C42-95	42	84	95		4.7

◇ 请订购时注明刀柄拉杆螺纹为英制或公制。 ◇ When ordering, please specify the draw bolt for inch size or metric size.

## C直柄筒夹强力刀柄系列 C STRAIGHT COLLET CHUCK SERIES


### CD0701-06 莫氏强力立铣刀柄 MOSER TAPER SHANK MILLING CHUCK

订货号 Order No.	型号 Model No.	d	D	L	KGS
CD070106.0325070	MT3-C25-70	25	61	70	1.5
CD070106.0425070	MT4-C25-70	25	61	70	1.9
CD070106.0432080	MT4-C32-80	32	73	80	2.1
CD070106.0532080	MT5-C32-80	32	73	80	3.1
CD070106.0542090	MT5-C42-90	42	84	90	4.7



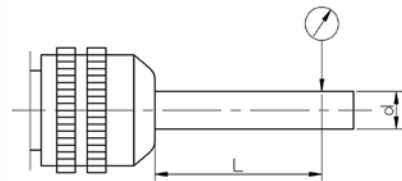
### CD0701-07 R8强力型立铣刀柄 R8 NEEDLE ROLLER TYPE MILLING CHUCK

订货号 Order No.	型号 Model No.	d	D	L	KGS
CD070107.0825070	R8-C25-70	25	61	70	1.4
CD070107.0832075	R8-C32-75	32	73	75	1.7



### 精度检测 Inspection of accuracy

d	L	锥柄形式(BT/SK/CAT)	工作长度	径向跳动 run out	动平衡等级(G6.3) Balance	
20	60	30/40/50	≤165	≤10 μ	8000rpm	12000rpm
22	70					
25	70					
32	80					
42	100	50		≤20 μ		



### CD0702-01 C型扳手 C TYPE SPANNER

订货号 Order No.	型号 Model No.	规格 Type	L	KGS
CD070201.1638167	C16	38-42	167	0.2
CD070201.2055062	C20	55-62	214	0.28
CD070201.2255062	C22	55-62	214	0.28
CD070201.2555062	C25	55-62	214	0.28
CD070201.3268072	C32	68-72	235	0.35
CD070201.4278085	C42	78-85	261	0.4



### CD0703-01 强力型铣夹头套装 MILLING CHUCK SET



- ◎可适用于机床锥度为MS2-MS5;7;24 30-50 及R8锥的各种机床。
- ◎每套铣夹头包括1支夹头体，整套夹头及1支扳手。

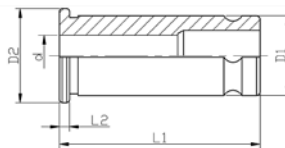
- ◎Used for the spindle taper of milling machine: MS2-MS5;7;24 30-50 R8.
- ◎A set includes 1 collet chuck, 1 full set of collets and 1 spanner.

注：订购时，筒夹请注明普通级、A级或AA级。订购时请注明木盒或铝盒。  
 Note: when ordering please specify collet class: common、A class、AA class. and specify the packing wooden case or aluminum case.

订货号 Order No.	型号 Model No.	夹持孔径 Clamping hole	支/套 PCS/ SET	订货号 Order No.	型号 Model No.	夹持孔径 Clamping hole	支/套 PCS/ SET
CD070301.1606120	C16	4,5,6,8,10,12	6	CD070401.3211250	C32	4,5,6,8,10,12,14,16,18,20,25	11
CD070301.2008160	C20	4,5,6,8,10,12,14,16	8	CD070401.3207250	C32	6,8,10,12,(14),16,20,25	7 (8)
CD070301.2511200	C25	3,4,5,6,8,10,12,14,16,18,20	11	CD070401.4208320	C42	6,8,10,12,16,20,25,32	8
CD070301.2208160	C22	4,5,6,8,10,12,14,16	8	CD070401.4212320	C42	6,8,10,12,14,16,18,20,25,28,30,32	12

**C直柄筒夹强力刀柄系列 C STRAIGHT COLLET CHUCK SERIES**
**CD0704-01 C直柄筒夹 C STRAIGHT COLLET**


- ◎ 材质: 42CrMo/20CrMnTi
- ◎ 硬度: 46-50HRC/55-58HRC
- ◎ Material: 42CrMo/20CrMnTi
- ◎ Hardness: 46-50HRC/55-58HRC



型号 Model No.	D1	D2	d	L1	L2	KGS
C16	16	20	3,4,5,6,8,10,12	47	2	0.06
C20	20	23.5	3,4,5,6,8,10,12,14,16	50	2.5	0.1
C22	22	26	3,4,5,6,8,10,12,14,16	55	3.5	0.1
C25	25	30	3,4,5,6,8,10,12,14,16,18,20	60	2.5	0.2
C32	32	36	3,4,5,6,8,10,12,14,15,15.6,16,18,19,20,22,24,25	65	4	0.3
C40	40	44	6,8,10,12,14,16,18,20,25,28,30,32	78	4	0.5
C42	42	48	3,4,5,6,8,10,12,14,16,18,20,22,24,25,28,30,32	78	4	0.6
英制规格可订购 Inch size can be ordered						

C16		C20		C22	
订货号 Order No.	型号 Model No.	订货号 Order No.	型号 Model No.	订货号 Order No.	型号 Model No.
CD070401.16030	C16-3	CD070401.20030	C20-3	CD070401.22030	C22-3
CD070401.16040	C16-4	CD070401.20040	C20-4	CD070401.22040	C22-4
CD070401.16050	C16-5	CD070401.20050	C20-5	CD070401.22050	C22-5
CD070401.16060	C16-6	CD070401.20060	C20-6	CD070401.22060	C22-6
CD070401.16080	C16-8	CD070401.20080	C20-8	CD070401.22080	C22-8
CD070401.16100	C16-10	CD070401.20100	C20-10	CD070401.22100	C22-10
CD070401.16120	C16-12	CD070401.20120	C20-12	CD070401.22120	C22-12
		CD070401.20140	C20-14	CD070401.22140	C22-14
		CD070401.20160	C20-16	CD070401.22160	C22-16

C25		C32		C40		C42	
订货号 Order No.	型号 Model No.	订货号 Order No.	型号 Model No.	订货号 Order No.	型号 Model No.	订货号 Order No.	型号 Model No.
CD070401.25030	C25-3	CD070401.32030	C32-3	CD070401.40060	C40-6	CD070401.42030	C42-3
CD070401.25040	C25-4	CD070401.32040	C32-4	CD070401.40080	C40-8	CD070401.42040	C42-4
CD070401.25050	C25-5	CD070401.32050	C32-5	CD070401.40100	C40-10	CD070401.42050	C42-5
CD070401.25060	C25-6	CD070401.32060	C32-6	CD070401.40120	C40-12	CD070401.42060	C42-6
CD070401.25080	C25-8	CD070401.32080	C32-8	CD070401.40140	C40-14	CD070401.42080	C42-8
CD070401.25100	C25-10	CD070401.32100	C32-10	CD070401.40160	C40-16	CD070401.42100	C42-10
CD070401.25120	C25-12	CD070401.32120	C32-12	CD070401.40180	C40-18	CD070401.42120	C42-12
CD070401.25140	C25-14	CD070401.32140	C32-14	CD070401.40200	C40-20	CD070401.42140	C42-14
CD070401.25160	C25-16	CD070401.32150	C32-15	CD070401.40250	C40-25	CD070401.42160	C42-16
CD070401.25180	C25-18	CD070401.32156	C32-15.6	CD070401.40280	C40-28	CD070401.42180	C42-18
CD070401.25200	C25-20	CD070401.32160	C32-16	CD070401.40300	C40-30	CD070401.42200	C42-20
		CD070401.32180	C32-18	CD070401.40320	C40-32	CD070401.42220	C42-22
		CD070401.32190	C32-19			CD070401.42240	C42-24
		CD070401.32200	C32-20			CD070401.42250	C42-25
		CD070401.32220	C32-22			CD070401.42280	C42-28
		CD070401.32240	C32-24			CD070401.42300	C42-30
		CD070401.32250	C32-25			CD070401.42320	C42-32

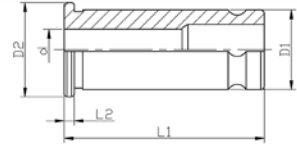


## C直柄筒夹强力刀柄系列 C STRAIGHT COLLET CHUCK SERIES

### CD0704-02 K直柄筒夹 K STRAIGHT COLLET



- ◎ 材质: 42CrMo/20CrMnTi
- ◎ 硬度: 46-50HRC/55-58HRC
- ◎ Material: 42CrMo/20CrMnTi
- ◎ Hardness: 46-50HRC/55-58HRC



型号 Model No.	D1	D2	d	L1	L2	KGS
K20	20	25	3,4,5,6,8,10,12,14,16	55	5	0.1
K25	25	29	3,4,5,6,8,10,12,14,16,18,20	60	5	0.2
K32	32	36	3,4,5,6,8,10,12,14,16,18,20,25	65	5	0.3
K42	42	45	3,4,5,6,8,10,12,14,16,18,20,25,28,30,32	70	5	0.6
K1"	25.4	29	3/8",1/2",5/8",3/4"	60	5	0.22
K1-1/4"	31.75	36	3/8",1/2",5/8",3/4",1"	65	5	0.28

其他英制规格可订购 Inch size can be ordered

K20		K25		K32		K42	
订货号 Order No.	型号 Model No.	订货号 Order No.	型号 Model No.	订货号 Order No.	型号 Model No.	订货号 Order No.	型号 Model No.
CD070402.20030	K20-3	CD070402.25030	K25-3	CD070402.32030	K32-3	CD070402.42030	K42-3
CD070402.20040	K20-4	CD070402.25040	K25-4	CD070402.32040	K32-4	CD070402.42040	K42-4
CD070402.20050	K20-5	CD070402.25050	K25-5	CD070402.32050	K32-5	CD070402.42050	K42-5
CD070402.20060	K20-6	CD070402.25060	K25-6	CD070402.32060	K32-6	CD070402.42060	K42-6
CD070402.20080	K20-8	CD070402.25080	K25-8	CD070402.32080	K32-8	CD070402.42080	K42-8
CD070402.20100	K20-10	CD070402.25100	K25-10	CD070402.32100	K32-10	CD070402.42100	K42-10
CD070402.20120	K20-12	CD070402.25120	K25-12	CD070402.32120	K32-12	CD070402.42120	K42-12
CD070402.20140	K20-14	CD070402.25140	K25-14	CD070402.32140	K32-14	CD070402.42140	K42-14
CD070402.20160	K20-16	CD070402.25160	K25-16	CD070402.32160	K32-16	CD070402.42160	K42-16
		CD070402.25180	K25-18	CD070402.32180	K32-18	CD070402.42180	K42-18
		CD070402.25200	K25-20	CD070402.32200	K32-20	CD070402.42200	K42-20
				CD070402.32250	K32-25	CD070402.42250	K42-25
						CD070402.42280	K42-28
						CD070402.42300	K42-30
						CD070402.42320	K42-32

K1"		K1"		K1-1/4"		K1-1/4"	
订货号 Order No.	型号 Model No.	订货号 Order No.	型号 Model No.	订货号 Order No.	型号 Model No.	订货号 Order No.	型号 Model No.
CD070402.2549525	K1"-3/8	CD070402.2541587	K1"-5/8	CD070402.3175952	K1-1/4"-3/8	CD070402.3175158	K1-1/4"-5/8
CD070402.2540127	K1"-1/2	CD070402.2541905	K1"-3/4	CD070402.3175127	K1-1/4"-1/2	CD070402.3175190	K1-1/4"-3/4
				CD070402.3175254	K1-1/4"-1"		

## C直柄筒夹强力刀柄系列 C STRAIGHT COLLET CHUCK SERIES

### 筒夹精度检测: Inspection of Accuracy

d	L	径向跳动 Run out(mm)		
		普通级 common level	A级 A class	AA级 AA class
<10	30	≤0.015	≤0.01	≤0.005
≥10-20	50	≤0.015	≤0.01	
>20	80	≤0.02	≤0.01	

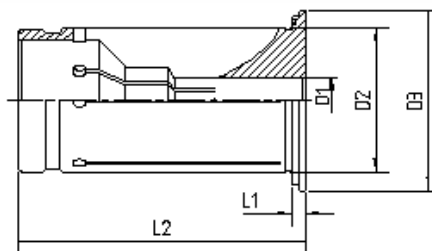


- ◇ 无特殊要求, 一般按A级供货, 如需要普通级、AA级则需特殊定货。
- ◇ If no special requirement, we would supply to you according to A grade; if you require AVERAGE LEVEL, AA grade.

### CD0704-03 HCC强力直柄筒夹 (内冷式) HCC COLLET(OIL HOLE TYPE)



- ◎ 材质: 42CrMo/20CrMnTi
- ◎ 硬度: 46-50HRC/55-58HRC
- ◎ Material: 42CrMo/20CrMnTi
- ◎ Hardness: 46-50HRC/55-58HRC



订货号 Order No.	型号 Model No.	D1	D2	D3	L1	L2	KGS
CD070403.16040	HCC16-4	4	16	25	2	47	0.06
CD070403.16060	HCC16-6	6	16	25	2	47	0.06
CD070403.16080	HCC16-8	8	16	25	2	47	0.06
CD070403.16100	HCC16-10	10	16	25	2	47	0.06
CD070403.16120	HCC16-12	12	16	25	2	47	0.06
CD070403.20060	HCC20-6	6	20	29	2	52.5	0.1
CD070403.20080	HCC20-8	8	20	29	2	52.5	0.1
CD070403.20100	HCC20-10	10	20	29	2	52.5	0.1
CD070403.20120	HCC20-12	12	20	29	2	52.5	0.1
CD070403.20140	HCC20-14	14	20	29	2	52.5	0.1
CD070403.20160	HCC20-16	16	20	29	2	52.5	0.1
CD070403.25060	HCC25-6	6	25	34	2	57.5	0.2
CD070403.25080	HCC25-8	8	25	34	2	57.5	0.2
CD070403.25100	HCC25-10	10	25	34	2	57.5	0.2
CD070403.25120	HCC25-12	12	25	34	2	57.5	0.2
CD070403.25140	HCC25-14	14	25	34	2	57.5	0.2
CD070403.25160	HCC25-16	16	25	34	2	57.5	0.2
CD070403.25180	HCC25-18	18	25	34	2	57.5	0.2
CD070403.25200	HCC25-20	20	25	34	2	57.5	0.2
CD070403.32060	HCC32-6	6	32	40	3	63.5	0.29
CD070403.32080	HCC32-8	8	32	40	3	63.5	0.29
CD070403.32100	HCC32-10	10	32	40	3	63.5	0.29
CD070403.32120	HCC32-12	12	32	40	3	63.5	0.29
CD070403.32140	HCC32-14	14	32	40	3	63.5	0.29
CD070403.32160	HCC32-16	16	32	40	3	63.5	0.29
CD070403.32180	HCC32-18	18	32	40	3	63.5	0.29
CD070403.32200	HCC32-20	20	32	40	3	63.5	0.29
CD070403.32250	HCC32-25	25	32	40	3	63.5	0.29

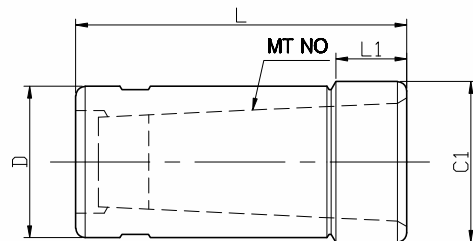
## C直柄筒夹强力刀柄系列 C STRAIGHT COLLET CHUCK SERIES

### 筒夹精度检测: Inspection of Accuracy



d	L	径向跳动 Run out(mm)	
		A级 A class	AA级 AA class
<10	30	≤0.01	≤0.005
≥10-20	50		
>20	80		

### CD0704-04 直柄莫氏斜度套筒 STRAIGHT SHANK MORSE TAPER SLEEVE



订货号 Order No.	型号 Model No.	Taper	L	L1	D	C1	KGS
CD070404.2001059	C20	MT1	59	20	20	25	0.13
CD070404.2002070		MT2	70	35	20	25	0.11
CD070404.2501059	C25	MT1	59	15	25	29	0.2
CD070404.2502070		MT2	70	20	25	29	0.18
CD070404.3201059	C32	MT1	59	15	32	37	0.36
CD070404.3202070		MT2	70	20	32	37	0.37
CD070404.3203088		MT3	88	20	32	37	0.34
CD070404.4201059	C42	MT1	59	20	42	48	0.66
CD070404.4202070		MT2	70	20	42	48	0.71
CD070404.4203090		MT3	90	15	42	48	0.76
CD070404.4204115		MT4	115	30	42	48	0.78

## EOC(OZ)筒夹刀柄系列 EOC(OZ) COLLET CHCUK SERIES

### EOC/OZ高速、高精度、高寿命筒夹系列

### High precision high durability EOC/OZ collet series

特点:

- ◎材质: JIS-SUJ2/42CrMo;
- ◎硬度: 46-50HRC;
- ◎筒夹空刀槽采用磨削加工工艺, 更适合于高速加工;
- ◎内孔、外圆及端面精密研磨, 可达Ra0.4;
- ◎表面“环保”特殊涂层处理, 提高表面硬度、耐磨性, 提高清洁度, 精度更稳定, 表面更光滑, 防锈、防腐蚀效果更好, 手感更舒适, 外观更美观。

- ◎Material:; JIS-SUJ2/42CrMo;
- ◎Hardness:46-50HRC;
- ◎Collet's groove is used grinding process to suitable for high speed machining;
- ◎Inner hole, surface and end face are grinded for many times so as to reach Ra0.4;
- ◎Surface" environmental protection", special coating surface treatment, improve the hardness and endurance of the surface, cleanliness better, accuracy stable, surface more smooth, antirust, feel comfortable, appearance nice.



## 》》》 精湛的加工工艺 Superb machining technology

### \*深冷处理

- 1、-196℃超长深冷处理, 使接近全部的残余奥氏体转变为马氏体;
- 2、析出的纳米级碳化物颗粒, 增加硬度和韧性;
- 3、减少残余应力;
- 4、耐磨性显著提高。

### \*Cryogenic treatment


- 1.-196℃ long cryogenic, nearly all of the residual austenite transformed into martensite;
2. Carbide precipitation of Nanoscale particles, increasing the hardness and toughness;
3. Reducing residual stresses;
4. Wear resistance significantly improved.

### \*时效处理


\*超长定型热时效去除残余内应力。

### \* Thermal aging processing

Removal of residual internal stress by super-long heat aging.



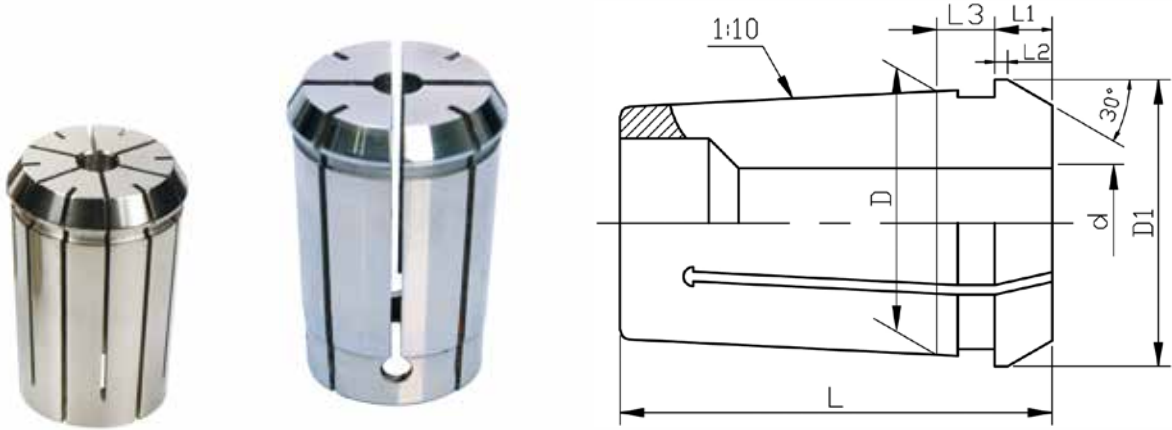
深冷处理 (Cryogenic treatment)



时效处理 (Thermal aging processing)

## EOC(OZ)筒夹刀柄系列 EOC(OZ) COLLET CHCUK SERIES

### CD0801-01 DIN6388A EOC(OZ)筒夹 DIN6388A EOC(OZ)COLLETS



型号 Model No.	D	D1	dH7	L	L1	L2	L3	KGS
EOC 6A	10	11.5	1-6	21	3.5	0.5	4	0.01
EOC 8A	12.65	14.5	1-8	26	4	0.8	4.5	0.01
EOC 10A	15.15	17.2	1-10	30	4.5	0.8	4.5	0.03
EOC 12A	17.75	19.8	1-12	34	5	1.1	4.5	0.03
EOC 16A	22.65	25.5	2-16	40	5.5	1.2	5.5	0.07
EOC 20A	27.4	29.8	2-20	45	6	1.35	6	0.15
EOC 25A	32.9	35.05	2-25	52	6	1.4	6	0.2
EOC 32A	41.3	43.7	4-32	60	6	1.45	7	0.36
EOC 40A	49.7	52.2	6-40	68	6	1.45	8	0.6
EOC 50A	61.1	63.8	8-50	80	7	1.55	9	1.1

夹持工件或刀具柄公差: h6 Clamp workpiece or tooling shank tolerance: h6

EOC 6A		EOC 8A		EOC 10A		EOC 12A	
订货号 Order No.	型号 Model No.	订货号 Order No.	型号 Model No.	订货号 Order No.	型号 Model No.	订货号 Order No.	型号 Model No.
CD080101.06010	EOC 6A-1	CD080101.08010	EOC 8A-1	CD080101.10010	EOC 10A-1	CD080101.12010	EOC 12A-1
CD080101.06020	EOC 6A-2	CD080101.08020	EOC 8A-2	CD080101.10020	EOC 10A-2	CD080101.12020	EOC 12A-2
CD080101.06030	EOC 6A-3	CD080101.08030	EOC 8A-3	CD080101.10030	EOC 10A-3	CD080101.12030	EOC 12A-3
CD080101.06040	EOC 6A-4	CD080101.08040	EOC 8A-4	CD080101.10040	EOC 10A-4	CD080101.12040	EOC 12A-4
CD080101.06050	EOC 6A-5	CD080101.08050	EOC 8A-5	CD080101.10050	EOC 10A-5	CD080101.12050	EOC 12A-5
CD080101.06060	EOC 6A-6	CD080101.08060	EOC 8A-6	CD080101.10060	EOC 10A-6	CD080101.12060	EOC 12A-6
		CD080101.08070	EOC 8A-7	CD080101.10070	EOC 10A-7	CD080101.12070	EOC 12A-7
		CD080101.08080	EOC 8A-8	CD080101.10080	EOC 10A-8	CD080101.12080	EOC 12A-8
				CD080101.10090	EOC 10A-9	CD080101.12090	EOC 12A-9
				CD080101.10100	EOC 10A-10	CD080101.12100	EOC 12A-10
						CD080101.12110	EOC 12A-11
						CD080101.12120	EOC 12A-12



**EOC(OZ)筒夹刀柄系列 EOC(OZ) COLLET CHCUK SERIES**
**CD0801-01 DIN6388A EOC(OZ)筒夹 DIN6388A EOC(OZ)COLLETS**

EOC 16A		EOC 20A		EOC 25A	
订货号 Order No.	型号 Model No.	订货号 Order No.	型号 Model No.	订货号 Order No.	型号 Model No.
CD080101.16020	EOC 16A-2	CD080101.20020	EOC 20A-2	CD080101.25020	EOC 25A-2
CD080101.16030	EOC 16A-3	CD080101.20030	EOC 20A-3	CD080101.25030	EOC 25A-3
CD080101.16040	EOC 16A-4	CD080101.20040	EOC 20A-4	CD080101.25040	EOC 25A-4
CD080101.16050	EOC 16A-5	CD080101.20050	EOC 20A-5	CD080101.25050	EOC 25A-5
CD080101.16060	EOC 16A-6	CD080101.20060	EOC 20A-6	CD080101.25060	EOC 25A-6
CD080101.16070	EOC 16A-7	CD080101.20070	EOC 20A-7	CD080101.25070	EOC 25A-7
CD080101.16080	EOC 16A-8	CD080101.20080	EOC 20A-8	CD080101.25080	EOC 25A-8
CD080101.16090	EOC 16A-9	CD080101.20090	EOC 20A-9	CD080101.25090	EOC 25A-9
CD080101.16100	EOC 16A-10	CD080101.20100	EOC 20A-10	CD080101.25100	EOC 25A-10
CD080101.16110	EOC 16A-11	CD080101.20110	EOC 20A-11	CD080101.25110	EOC 25A-11
CD080101.16120	EOC 16A-12	CD080101.20120	EOC 20A-12	CD080101.25120	EOC 25A-12
CD080101.16130	EOC 16A-13	CD080101.20130	EOC 20A-13	CD080101.25130	EOC 25A-13
CD080101.16140	EOC 16A-14	CD080101.20140	EOC 20A-14	CD080101.25140	EOC 25A-14
CD080101.16150	EOC 16A-15	CD080101.20150	EOC 20A-15	CD080101.25150	EOC 25A-15
CD080101.16160	EOC 16A-16	CD080101.20160	EOC 20A-16	CD080101.25160	EOC 25A-16
		CD080101.20170	EOC 20A-17	CD080101.25170	EOC 25A-17
		CD080101.20180	EOC 20A-18	CD080101.25180	EOC 25A-18
		CD080101.20190	EOC 20A-19	CD080101.25190	EOC 25A-19
		CD080101.20200	EOC 20A-20	CD080101.25200	EOC 25A-20
				CD080101.25210	EOC 25A-21
				CD080101.25220	EOC 25A-22
				CD080101.25230	EOC 25A-23
				CD080101.25240	EOC 25A-24
				CD080101.25250	EOC 25A-25

## EOC(OZ)筒夹刀柄系列 EOC(OZ) COLLET CHCUK SERIES

### 》》 CD0801-01 DIN6388A EOC(OZ)筒夹 DIN6388A EOC(OZ)COLLETS

EOC 32A		EOC 40A		EOC 50A	
订货号 Order No.	型号 Model No.	订货号 Order No.	型号 Model No.	订货号 Order No.	型号 Model No.
CD080101.32040	EOC 32A-4	CD080101.40060	EOC 40A-6	CD080101.50080	EOC 50A-8
CD080101.32050	EOC 32A-5	CD080101.40070	EOC 40A-7	CD080101.50090	EOC 50A-9
CD080101.32060	EOC 32A-6	CD080101.40080	EOC 40A-8	CD080101.50100	EOC 50A-10
CD080101.32070	EOC 32A-7	CD080101.40090	EOC 40A-9	CD080101.50110	EOC 50A-11
CD080101.32080	EOC 32A-8	CD080101.40100	EOC 40A-10	CD080101.50120	EOC 50A-12
CD080101.32090	EOC 32A-9	CD080101.40110	EOC 40A-11	CD080101.50130	EOC 50A-13
CD080101.32100	EOC 32A-10	CD080101.40120	EOC 40A-12	CD080101.50140	EOC 50A-14
CD080101.32110	EOC 32A-11	CD080101.40130	EOC 40A-13	CD080101.50150	EOC 50A-15
CD080101.32120	EOC 32A-12	CD080101.40140	EOC 40A-14	CD080101.50160	EOC 50A-16
CD080101.32130	EOC 32A-13	CD080101.40150	EOC 40A-15	CD080101.50170	EOC 50A-17
CD080101.32140	EOC 32A-14	CD080101.40160	EOC 40A-16	CD080101.50180	EOC 50A-18
CD080101.32150	EOC 32A-15	CD080101.40170	EOC 40A-17	CD080101.50190	EOC 50A-19
CD080101.32160	EOC 32A-16	CD080101.40180	EOC 40A-18	CD080101.50200	EOC 50A-20
CD080101.32170	EOC 32A-17	CD080101.40190	EOC 40A-19	CD080101.50210	EOC 50A-21
CD080101.32180	EOC 32A-18	CD080101.40200	EOC 40A-20	CD080101.50220	EOC 50A-22
CD080101.32190	EOC 32A-19	CD080101.40210	EOC 40A-21	CD080101.50230	EOC 50A-23
CD080101.32200	EOC 32A-20	CD080101.40220	EOC 40A-22	CD080101.50240	EOC 50A-24
CD080101.32210	EOC 32A-21	CD080101.40230	EOC 40A-23	CD080101.50250	EOC 50A-25
CD080101.32220	EOC 32A-22	CD080101.40240	EOC 40A-24	CD080101.50260	EOC 50A-26
CD080101.32230	EOC 32A-23	CD080101.40250	EOC 40A-25	CD080101.50270	EOC 50A-27
CD080101.32240	EOC 32A-24	CD080101.40260	EOC 40A-26	CD080101.50280	EOC 50A-28
CD080101.32250	EOC 32A-25	CD080101.40270	EOC 40A-27	CD080101.50290	EOC 50A-29
CD080101.32260	EOC 32A-26	CD080101.40280	EOC 40A-28	CD080101.50300	EOC 50A-30
CD080101.32270	EOC 32A-27	CD080101.40290	EOC 40A-29	CD080101.50310	EOC 50A-31
CD080101.32280	EOC 32A-28	CD080101.40300	EOC 40A-30	CD080101.50320	EOC 50A-32
CD080101.32290	EOC 32A-29	CD080101.40310	EOC 40A-31	CD080101.50330	EOC 50A-33
CD080101.32300	EOC 32A-30	CD080101.40320	EOC 40A-32	CD080101.50340	EOC 50A-34
CD080101.32310	EOC 32A-31	CD080101.40330	EOC 40A-33	CD080101.50350	EOC 50A-35
CD080101.32320	EOC 32A-32	CD080101.40340	EOC 40A-34	CD080101.50360	EOC 50A-36
		CD080101.40350	EOC 40A-35	CD080101.50370	EOC 50A-37
		CD080101.40360	EOC 40A-36	CD080101.50380	EOC 50A-38
		CD080101.40370	EOC 40A-37	CD080101.50390	EOC 50A-39
		CD080101.40380	EOC 40A-38	CD080101.50400	EOC 50A-40
		CD080101.40390	EOC 40A-39	CD080101.50410	EOC 50A-41
		CD080101.40400	EOC 40A-40	CD080101.50420	EOC 50A-42
				CD080101.50430	EOC 50A-43
				CD080101.50440	EOC 50A-44
				CD080101.50450	EOC 50A-45
				CD080101.50460	EOC 50A-46
				CD080101.50470	EOC 50A-47
				CD080101.50480	EOC 50A-48
				CD080101.50490	EOC 50A-49
				CD080101.50500	EOC 50A-50

**EOC(OZ)筒夹刀柄系列 EOC(OZ) COLLET CHCUK SERIES**
**CD0801-01 DIN6388A EOC(OZ)筒夹 DIN6388A EOC(OZ)COLLETS**

EOC 25A		EOC 32A	
订货号 Order No.	型号 Model No.	订货号 Order No.	型号 Model No.
CD080101.25032	EOC 25-1/8	CD080101.32064	EOC 32-1/4
CD080101.25048	EOC 25-3/16	CD080101.32238	EOC 32-15/16
CD080101.25064	EOC 25-1/4	CD080101.32095	EOC 32-3/8
CD080101.25079	EOC 25-5/16	CD080101.32111	EOC 32-7/16
CD080101.25095	EOC 25-3/8	CD080101.32127	EOC 32-1/2
CD080101.25111	EOC 25-7/16	CD080101.32143	EOC 32-9/16
CD080101.25127	EOC 25-1/2	CD080101.32159	EOC 32-5/8
CD080101.25143	EOC 25-9/16	CD080101.32175	EOC 32-11/16
CD080101.25159	EOC 25-5/8	CD080101.32191	EOC 32-3/4
CD080101.25175	EOC 25-11/16	CD080101.32206	EOC 32-13/16
CD080101.25191	EOC 25-3/4	CD080101.32222	EOC 32-7/8
CD080101.25206	EOC 25-13/16	CD080101.32238	EOC 32-15/16
CD080101.25222	EOC 25-7/8	CD080101.32254	EOC 32-1"
CD080101.25238	EOC 25-15/16	CD080101.32286	EOC 32-1-1/8"
CD080101.25254	EOC 25-1"	CD080101.32318	EOC 32-1-1/4"

**DIN6388B EOC(OZ)筒夹 EOC(OZ) COLLET**

◇定货举例

A级: EOC25A-6

AA级: EOC25A-6AA

A级: EOC25B-6

AA级: EOC25B-6AA


◇Order example

A class: EOC25A-6

AA class: EOC25A-6AA

A class: EOC25B-6

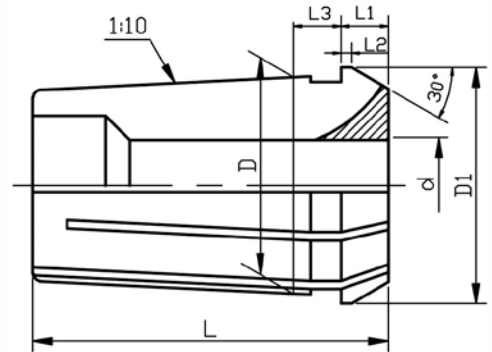
AA class: EOC25B-6AA



L	d	径向跳动 Run-out tolerance	
		A级 A Class	AA级 AA Class
6	1-1.6	0.015	0.01
10	> 1.6-3		
16	> 3-6	0.01	0.005
25	> 6-10		
40	> 10-18		
50	> 18-24		
60	> 24-30	0.015	0.01
80	> 30-50		

## EOC(OZ)筒夹刀柄系列 EOC(OZ) COLLET CHCUK SERIES

### CD0801-02 DIN6388B EOC(OZ)筒夹 EOC(OZ) COLLET



- ◎ 材质: JIS-SUJ2/42CrMo;    ◎ 硬度: 46-50HRC  
 ◎ Material: JIS-SUJ2/42CrMo;    ◎ Hardness: 46-50HRC

型号 Model No.	D	D1	dH7	L	L1	L2	L3	KGS
EOC16B	22.65	25.5	2-16	40	5.5	1.2	9.5	0.07
EOC20B	27.4	29.8	2-20	45	6	1.35	10	0.15
EOC25B	32.9	35.05	2-25	52	6	1.4	10	0.2
EOC32B	41.3	43.7	4-32	60	6	1.45	11	0.36
EOC40B	49.7	52.2	6-40	68	6	1.45	12	0.6
EOC50B	61.1	63.8	8-50	80	7	1.55	13	1.1

最大夹持范围: 0.5mm Max clamping range:0.5mm

EOC 16B		EOC 20B		EOC 25B	
订货号 Order No.	型号 Model No.	订货号 Order No.	型号 Model No.	订货号 Order No. q	型号 Model No.
CD080102.16020	EOC16B-2	CD080102.20020	EOC 20B-2	CD080102.25020	EOC 25B-2
CD080102.16030	EOC16B-3	CD080102.20030	EOC 20B-3	CD080102.25030	EOC 25B-3
CD080102.16040	EOC16B-4	CD080102.20040	EOC 20B-4	CD080102.25040	EOC 25B-4
CD080102.16050	EOC16B-5	CD080102.20050	EOC 20B-5	CD080102.25050	EOC 25B-5
CD080102.16060	EOC16B-6	CD080102.20060	EOC 20B-6	CD080102.25060	EOC 25B-6
CD080102.16070	EOC16B-7	CD080102.20070	EOC 20B-7	CD080102.25070	EOC 25B-7
CD080102.16080	EOC16B-8	CD080102.20080	EOC 20B-8	CD080102.25080	EOC 25B-8
CD080102.16090	EOC16B-9	CD080102.20090	EOC 20B-9	CD080102.25090	EOC 25B-9
CD080102.16100	EOC16B-10	CD080102.20100	EOC 20B-10	CD080102.25100	EOC 25B-10
CD080102.16110	EOC16B-11	CD080102.20110	EOC 20B-11	CD080102.25110	EOC 25B-11
CD080102.16120	EOC16B-12	CD080102.20120	EOC 20B-12	CD080102.25120	EOC 25B-12
CD080102.16130	EOC16B-13	CD080102.20130	EOC 20B-13	CD080102.25130	EOC 25B-13
CD080102.16140	EOC16B-14	CD080102.20140	EOC 20B-14	CD080102.25140	EOC 25B-14
CD080102.16150	EOC16B-15	CD080102.20150	EOC 20B-15	CD080102.25150	EOC 25B-15
CD080102.16160	EOC16B-16	CD080102.20160	EOC 20B-16	CD080102.25160	EOC 25B-16
		CD080102.20170	EOC 20B-17	CD080102.25170	EOC 25B-17
		CD080102.20180	EOC 20B-18	CD080102.25180	EOC 25B-18
		CD080102.20190	EOC 20B-19	CD080102.25190	EOC 25B-19
		CD080102.20200	EOC 20B-20	CD080102.25200	EOC 25B-20
				CD080102.25210	EOC 25B-21
				CD080102.25220	EOC 25B-22
				CD080102.25230	EOC 25B-23
				CD080102.25240	EOC 25B-24
				CD080102.25250	EOC 25B-25

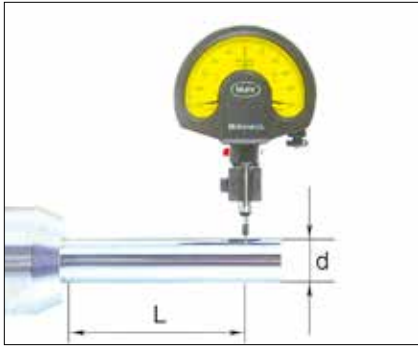
**EOC(OZ)筒夹刀柄系列 EOC(OZ) COLLET CHCUK SERIES**
**CD0801-02 DIN6388B EOC(OZ)筒夹 EOC(OZ) COLLET**

EOC 32B		EOC 40B		EOC 50B	
订货号 Order No.	型号 Model No.	订货号 Order No.	型号 Model No.	订货号 Order No.	型号 Model No.
CD080102.32040	EOC 32B-4	CD080102.40060	EOC 40B-6	CD080102.50080	EOC 50B-8
CD080102.32050	EOC 32B-5	CD080102.40070	EOC 40B-7	CD080102.50090	EOC 50B-9
CD080102.32060	EOC 32B-6	CD080102.40080	EOC 40B-8	CD080102.50100	EOC 50B-10
CD080102.32070	EOC 32B-7	CD080102.40090	EOC 40B-9	CD080102.50110	EOC 50B-11
CD080102.32080	EOC 32B-8	CD080102.40100	EOC 40B-10	CD080102.50120	EOC 50B-12
CD080102.32090	EOC 32B-9	CD080102.40110	EOC 40B-11	CD080102.50130	EOC 50B-13
CD080102.32100	EOC 32B-10	CD080102.40120	EOC 40B-12	CD080102.50140	EOC 50B-14
CD080102.32110	EOC 32B-11	CD080102.40130	EOC 40B-13	CD080102.50150	EOC 50B-15
CD080102.32120	EOC 32B-12	CD080102.40140	EOC 40B-14	CD080102.50160	EOC 50B-16
CD080102.32130	EOC 32B-13	CD080102.40150	EOC 40B-15	CD080102.50170	EOC 50B-17
CD080102.32140	EOC 32B-14	CD080102.40160	EOC 40B-16	CD080102.50180	EOC 50B-18
CD080102.32150	EOC 32B-15	CD080102.40170	EOC 40B-17	CD080102.50190	EOC 50B-19
CD080102.32160	EOC 32B-16	CD080102.40180	EOC 40B-18	CD080102.50200	EOC 50B-20
CD080102.32170	EOC 32B-17	CD080102.40190	EOC 40B-19	CD080102.50210	EOC 50B-21
CD080102.32180	EOC 32B-18	CD080102.40200	EOC 40B-20	CD080102.50220	EOC 50B-22
CD080102.32190	EOC 32B-19	CD080102.40210	EOC 40B-21	CD080102.50230	EOC 50B-23
CD080102.32200	EOC 32B-20	CD080102.40220	EOC 40B-22	CD080102.50240	EOC 50B-24
CD080102.32210	EOC 32B-21	CD080102.40230	EOC 40B-23	CD080102.50250	EOC 50B-25
CD080102.32220	EOC 32B-22	CD080102.40240	EOC 40B-24	CD080102.50260	EOC 50B-26
CD080102.32230	EOC 32B-23	CD080102.40250	EOC 40B-25	CD080102.50270	EOC 50B-27
CD080102.32240	EOC 32B-24	CD080102.40260	EOC 40B-26	CD080102.50280	EOC 50B-28
CD080102.32250	EOC 32B-25	CD080102.40270	EOC 40B-27	CD080102.50290	EOC 50B-29
CD080102.32260	EOC 32B-26	CD080102.40280	EOC 40B-28	CD080102.50300	EOC 50B-30
CD080102.32270	EOC 32B-27	CD080102.40290	EOC 40B-29	CD080102.50310	EOC 50B-31
CD080102.32280	EOC 32B-28	CD080102.40300	EOC 40B-30	CD080102.50320	EOC 50B-32
CD080102.32290	EOC 32B-29	CD080102.40310	EOC 40B-31	CD080102.50330	EOC 50B-33
CD080102.32300	EOC 32B-30	CD080102.40320	EOC 40B-32	CD080102.50340	EOC 50B-34
CD080102.32310	EOC 32B-31	CD080102.40330	EOC 40B-33	CD080102.50350	EOC 50B-35
CD080102.32320	EOC 32B-32	CD080102.40340	EOC 40B-34	CD080102.50360	EOC 50B-36
		CD080102.40350	EOC 40B-35	CD080102.50370	EOC 50B-37
		CD080102.40360	EOC 40B-36	CD080102.50380	EOC 50B-38
		CD080102.40370	EOC 40B-37	CD080102.50390	EOC 50B-39
		CD080102.40380	EOC 40B-38	CD080102.50400	EOC 50B-40
		CD080102.40390	EOC 40B-39	CD080102.50410	EOC 50B-41
		CD080102.40400	EOC 40B-40	CD080102.50420	EOC 50B-42
				CD080102.50430	EOC 50B-43
				CD080102.50440	EOC 50B-44
				CD080102.50450	EOC 50B-45
				CD080102.50460	EOC 50B-46
				CD080102.50470	EOC 50B-47
				CD080102.50480	EOC 50B-48
				CD080102.50490	EOC 50B-49
				CD080102.50500	EOC 50B-50



EOC(OZ)筒夹刀柄系列 EOC(OZ) COLLET CHCUK SERIES

»»» DIN6388B EOC(OZ)筒夹 EOC(OZ) COLLET



◇ 定货举例

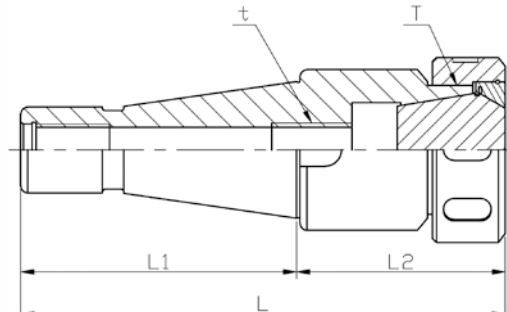
- A级: EOC25A-6
- AA级: EOC25A-6AA
- A级: EOC25B-6
- AA级: EOC25B-6AA

◇ Order example

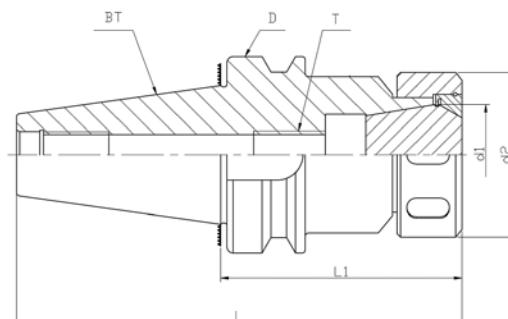
- A class: EOC25A-6
- AA class: EOC25A-6AA
- A class: EOC25B-6
- AA class: EOC25B-6AA

L	d	径向跳动 Run-out tolerance	
		A级 A Class	AA级 AA Class
6	1-1.6	0.015	0.01
10	>1.6-3		
16	>3-6	0.01	0.005
25	>6-10		
40	>10-18		
50	>18-24		
60	>24-30		
80	>30-50	0.015	0.01

»»» CD0802-01 EOC铣夹头刀柄 EOC MILLING CHUCK



订货号 Order No.	型号 Model No.	L	L1	D	L2	t	T	KGS
CD080201.0225062	MT2-EOC25	126	64	60	62	M6 × 1.0P	M48 × 2.0P	1.3
CD080201.0325063	MT3-EOC25	144	81		63	M12 × 1.75P	M48 × 2.0P	1.4
CD080201.0425060	MT4-EOC25	162	102.5		59.5	M16 × 2.0P	M48 × 2.0P	1.55
CD080201.0825061	R8-EOC25	163	102		61	M12 × 1.75P	M48 × 2.0P	1.55
CD080201.3025060	NT30-EOC25	128.5	68.4		59.6	M12 × 1.75P	M48 × 2.0P	1.35
CD080201.4025055	NT40-EOC25	148	93.4		54.6	M16 × 2.0P	M48 × 2.0P	1.65
CD080201.5025058	NT50-EOC25	185	126.8		58.2	M24 × 3.0P	M48 × 2.0P	3.45
CD080201.4032072	MT4-EOC32	174	102.5	72	71.5	M16 × 2.0P	M60 × 2.5P	2.25
CD080201.5032071	MT5-EOC32	200	129.5		70.5	M24 × 3.0P	M60 × 2.5P	2.45
CD080201.4032069	NT40-EOC32	162	93.4		68.6	M16 × 2.0P	M60 × 2.5P	2.25
CD080201.5032103	NT50-EOC32	230	126.8		103.2	M24 × 3.0P	M60 × 2.5P	3.95

**EOC(OZ)筒夹刀柄系列 EOC(OZ) COLLET CHUCK SERIES**
**CD0802-02 BT/HSK63F/EOC 立铣刀柄 MILLING CHUCK**


- ◎材质: 20CrMnTi/JIS-SCM415
- ◎硬度: 56-60HRC, 渗碳深度>0.8mm
- ◎锥柄公差等级: ≤AT3
- ◎刀柄柄体做-196℃超长深冷处理及热时效处理。
- ◎预设动平衡G6.3-8000rpm, 精密动平衡G6.3-12000rpm。
- ◎刀柄外观整体涂层处理。

- ◎Material: 20CrMnTi/JIS-SCM415
- ◎Hardness: 56-60HRC Carbon Depth: >0.8mm
- ◎Precision taper: ≤AT3
- ◎Chuck shank do - 196 °C super-long cryogenic treatment and thermal aging treatment.
- ◎Default of dynamic balance standard: G6.3 8000rpm Precision dynamic balance:G6.3 12000rpm
- ◎surface coating processing

订货号 Order No.	型号 Model No.	L	L1	D	d1	d2	T	KGS
CD080202.3025070	BT30-EOC25-70	118.4	70	46			M12×1.75P	1
CD080202.4025070	BT40-EOC25-70	135.4	70	63	32.9	60	M16×2.0P	1.65
CD080202.4025100	BT40-EOC25-100	165.4	100				M20×2.5P	2.25
CD080202.4032080	BT40-EOC32-80	145.4	80		41.3	72	M20×2.5P	2
CD080202.4032105	BT40-EOC32-105	170.4	105	100				2.2
CD080202.5025085	BT50-EOC25-85	186.8	85		32.9	60	M16×2.0P	4.4
CD080202.5025100	BT50-EOC25-100	201.8	100					4.8
CD080202.5032090	BT50-EOC32-90	191.8	90		41.3	72	M24×3.0P	4.6
CD080202.5032105	BT50-EOC32-105	206.8	105					4.85
CD080202.5032120	BT50-EOC32-120	221.8	120					5.35
CD080202.3025080	SK30-EOC25-80	127.8	80	50	32.9		M12X1.75P	1.5
CD080202.4025071	SK40-EOC25-70	138.4	70	63.55				1.85
CD080202.4025101	SK40-EOC25-100	168.4	100		32.9	60	M16X2P	2.3
CD080202.4025120	SK40-EOC25-120	188.4	120					2.55
CD080202.4032090	SK40-EOC32-90	158.4	90		41.3	72	M20X2.5P	1.95
CD080202.4032120	SK40-EOC32-120	188.4	120					2.35
CD080202.5025070	SK50-EOC25-70	171.75	70	97.5				3.25
CD080202.5025101	SK50-EOC25-100	201.75	100		32.9	60	M16X2.0P	5.1
CD080202.5032070	SK50-EOC32-70	171.75	70		41.3	72	M24X3.0P	4.4
CD080202.5032100	SK50-EOC32-100	201.75	100					5.7
CD080202.4025080	CAT40-EOC25-3.15 "	5.837 "	3.15 "	2.500 "	1.295 "	2.362 "	M16X2.0P	1.55
CD080202.4025102	CAT40-EOC25-4 "	6.687 "	4 "					2.55
CD080202.4032081	CAT40-EOC32-3.15 "	5.837 "	3.15 "		1.626 "	2.835 "	M20X2.5P	1.95
CD080202.4032102	CAT40-EOC32-4 "	6.687 "	4 "					2.35
CD080202.5025080	CAT50-EOC25-3.15 "	7.15 "	3.15 "	3.875 "				3.25
CD080202.5025102	CAT50-EOC25-4 "	8 "	4 "		1.295 "	2.362 "	M16X2.0P	5.30
CD080202.5025152	CAT50-EOC25-6 "	10 "	6 "					4.40
CD080202.5032080	CAT50-EOC32-3.15 "	7.15 "	3.15 "		1.626 "	2.835 "	M20X2.5P	5.70
CD080202.5032119	CAT50-EOC32-4.70 "	8.70 "	4.7 "					6.10
CD080202.6325078	HSK63F-OZ25-78	103	78	63	32.9	60	M28X12.5P	5.0

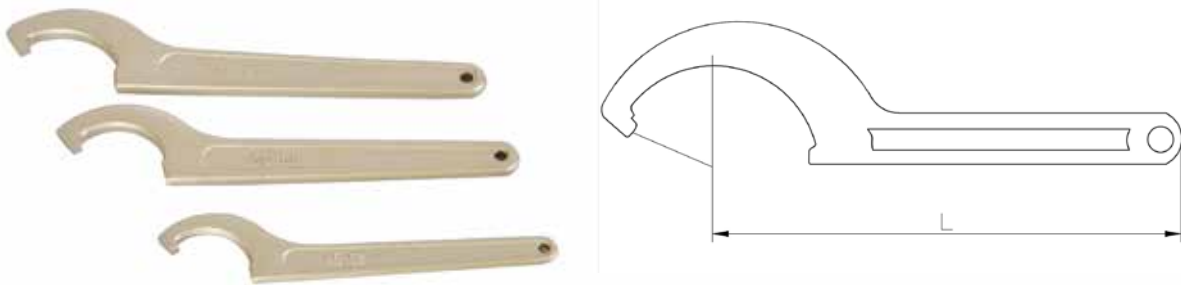
## EOC(OZ)筒夹刀柄系列 EOC(OZ) COLLET CHCUK SERIES

### CD0803-01 EOC螺帽 EOC NUT



订货号 Order No.	型号 Model No.	D	L	T	KGS
CD080301.0618014	EOC 6	18	14	M14 × 1.0	0.02
CD080301.0826019	EOC 8	26	19	M20 × 1.5	0.03
CD080301.1030019	EOC 10	30	19	M22 × 1.5	0.07
CD080301.1235020	EOC 12	35	20	M27 × 1.5	0.1
CD080301.1643024	EOC 16	43	24	M33 × 1.5	0.14
CD080301.2050028	EOC 20	50	28	M42 × 2.0	0.18
CD080301.2560030	EOC 25	60	30	M48 × 2.0	0.35
CD080301.3272034	EOC 32	72	33.5	M60 × 2.5	0.45
CD080301.4085037	EOC 40	85	37	M68 × 2.5	0.65
CD080301.5010043	EOC 50	100	43	M80 × 2.5	1.24

### CD0804-01 EOC扳手 EOC SPANNER



订货号 Order No.	型号 Model No.	L	适用螺帽外径 Dia of nuts	KGS	订货号 Order No.	型号 Model	L	适用螺帽外径 Dia of nuts	KGS
CD080401.0621090	EOC 6	90	18-21	0.1	CD080301.2052190	EOC 20	190	45-52	0.2
CD080401.0826125	EOC 8	125	22-26	0.1	CD080301.2562215	EOC 25	215	55-62	0.28
CD080401.1032140	EOC 10	140	28-32	0.1	CD080301.3272230	EOC 32	230	68-72	0.35
CD080401.1236154	EOC 12	154	34-36	0.15	CD080301.4085262	EOC 40	262	78-85	0.4
CD080401.1642167	EOC 16	167	38-42	0.15	CD080301.5011250	EOC 50	250	100-110	0.55

**EOC(OZ)筒夹刀柄系列 EOC(OZ) COLLET CHUCK SERIES**
**CD0805-01 EOC(OZ)铣夹头套装 EOC(OZ)MILLING COLLET CHUCK SET**


◎ 订货时，请注明夹头体的拉杆螺纹及夹头的规格（公制或英制）。

◎ 我们还可以根据您的要求，提供不同规格及件数的成套夹簧、夹头体。

◎ Please notify the thread of collet chuck draw bar and the specification of collets(metric or inch).

◎ We are glad to supply collets and chucks with different shank and quantities according to your requirement.

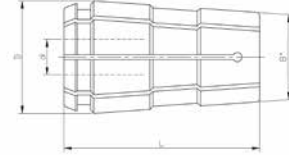
订货号 Order No.	型号 Model No.	筒夹公制 Collets Metric	筒夹英制 Collets inch	本体后拉螺纹 Thread of draw bar		KGS
				公制	英制	
CD080501.0225007	MT2-EOC25-7PCS	6,8,10, 12,16, 20,25	1/4,5/16,3/8, 1/2,5/8,3/4,1"	M10 × 1.5P	3/8-16UNC	3.4
CD080501.0325007	MT3-EOC25-7PCS			M12 × 1.75P	1/2-13UNC	3.8
CD080501.0425007	MT4-EOC25-7PCS			M16 × 2P	5/8-11UNC	4
CD080501.0825007	R8-EOC25-7PCS			M12 × 1.75P	7/16-20UNF	3.7
CD080501.3025007	NT30-EOC25-7PCS			M12 × 1.75P	1/2-13UNC	3.5
CD080501.4025007	NT40-EOC25-7PCS			M16 × 2P	5/8-11UNC	3.8
CD080501.5025007	NT50-EOC25-7PCS			M24 × 3P	1"-8UNC	6.2
CD080501.0325015	MT3-EOC25-15PCS	3,4,5,6, 7,8,9, 10,11, 12,13, 16,18, 20,25	1/8,3/16, 1/4,5/16, 3/8,7/16, 1/2,9/16, 5/8,11/16, 3/4,13/16, 7/8,15/16,1"	M12 × 1.75P	1/2-13UNC	3.8
CD080501.0425015	MT4-EOC25-15PCS			M16 × 2P	5/8-11UNC	4
CD080501.0825015	R8-EOC25-15PCS			M12 × 1.75P	7/16-20UNF	3.7
CD080501.3025015	NT30-EOC25-15PCS			M12 × 1.75P	1/2-13UNC	3.5
CD080501.4025015	NT40-EOC25-15PCS			M16 × 2P	5/8-11UNC	3.8
CD080501.5025015	NT50-EOC25-15PCS			M24 × 3P	1"-8UNC	6.2
CD080501.0432008	MT4-EOC32-8PCS	6,8,10, 12,16,20, 25, 32	1/4,5/16, 3/8,1/2, 5/8,3/4,1",1-1/4	M16 × 2P	5/8-11UNC	4
CD080501.0532008	MT5-EOC32-8PCS			M20 × 2.5P	3/4-10UNC	4.9
CD080501.4032008	NT40-EOC32-8PCS			M16 × 2P	5/8-11UNC	4.8
CD080501.5032008	NT50-EOC32-8PCS			M24 × 3P	1"-8UNC	6.2
CD080501.0432016	MT4-EOC32-16PCS	6,7,8, 9,10, 11,12,	3/16,1/4,9/32, 5/16,3/8,7/16, 1/2,9/16, 5/8, 11/16,3/4,13/16, 7/8,15/16,1", 1-1/4	M16 × 2P	5/8-11UNC	5.3
CD080501.0532016	MT5-EOC32-16PCS			M20 × 2.5P	3/4-10UNC	6.2
CD080501.4032016	MT40-EOC32-16PCS			M16 × 2P	5/8-11UNC	6.1
CD080501.5032016	MT50-EOC32-16PCS			M24 × 3P	1"-8UNC	7.5

TG筒夹刀柄系列 TG COLLET CHUCK SERIES

CD0901-01 TG弹簧夹头 TG COLLETS



- ◎ 材质: 42CrMo
- ◎ Material: 42CrMo
- ◎ 硬度: 44-48HRC
- ◎ Hardness: 44-48HRC



型号 Model No.	规格 Type		D	L	KGS
	公制 metric(mm)	英制 inch			
TG75	1,2,3,4,5,6,7,8,9,10,11,12, 13,14,15,16,17,18,19,20	3/32,7/64,1/8,9/64,5/32,11/64,3/16,13/64, 7/32,15/64,1/4,17/64,9/32,19/64,5/16,21/64,11/32, 23/64,3/8,25/64,13/32,27/64,7/16,29/64,15/32,31/64, 1/2,33/64,17/32,35/64,9/16,37/64,19/32,39/64,5/8, 41/64,21/32, 43/64,11/16,45/64,23/32,47/64, 3/4,	27	46.9	0.15
TG100	3,4,5,6,7,8,9,10,11,12, 13,14,15,16,17,18,19,20, 21,22,23,24,25	1/8,9/64,5/32,11/64,3/16,13/64,7/32,15/64,1/4,17/64, 9/32,19/64,5/16,21/64,11/32,23/64,3/8,25/64,13/32, 27/64,7/16,29/64,15/32,31/64,1/2,33/64,17/32,35/64, 9/16,37/64,19/32,39/64,5/8,41/64,21/32,43/64,11/16, 45/64,23/32,47/64,3/4,49/64,25/32,51/64,13/16,53/64, 27/32,55/64,7/8,57/64,29/32,59/64,15/16, 61/64, 31/32,63/64,1"	35	60.5	0.3
TG150	6,7,8,9,10,11,12,13,14, 15,16,17,18,19,20,21,22, 23,24,25,26,27,28,29,30, 31,32,33,34,35, 36,37,38, 39,40	1/4,17/64,9/32,19/64,5/16,21/64,11/32,23/64,3/8,25/64, 13/32,27/64,7/16,29/64,15/32,31/64,1/2,33/64,17/32, 35/64,9/16,37/64,19/32,39/64,5/8,41/64,21/32,43/64, 11/16,45/64,23/32,47/64,3/4,49/64,25/32,51/64, 13/16,53/64,27/32,55/64,7/8,57/64,29/32,59/64,15/16, 61/64, 31/32,63/64,1"1-1/64,1-1/32, 1-3/64,1-1/16,1-5/64,1-3/32,1-7/64,1-1/8, 1-9/64,1-5/32,1-11/64,1-3/16,1-13/64, 1-7/32,1-15/64,1-1/4,1-17/64,1-9/32, 1-19/64,1-5/16,1-21/64,1-11/32,1-23/64, 1-3/8,1-25/64,1-13/32,1-27/64,1-7/16,1-29/64, 1-15/32,1-31/64,1-1/2,	50.8	76.2	0.6



## TG筒夹刀柄系列 TG COLLET CHUCK SERIES

## &gt;&gt;&gt; CD0901-01 TG弹簧夹头 TG COLLETS

TG75		TG100		TG150	
订货号 Order No.	型号 Model No.	订货号 Order No.	型号 Model No.	订货号 Order No.	型号 Model No.
CD090101.075010	TG75-1	CD090101.100030	TG100-3	CD090101.150060	TG150-6
CD090101.075020	TG75-2	CD090101.100040	TG100-4	CD090101.150070	TG150-7
CD090101.075030	TG75-3	CD090101.100050	TG100-5	CD090101.150080	TG150-8
CD090101.075040	TG75-4	CD090101.100060	TG100-6	CD090101.150090	TG150-9
CD090101.075050	TG75-5	CD090101.100070	TG100-7	CD090101.150100	TG150-10
CD090101.075060	TG75-6	CD090101.100080	TG100-8	CD090101.150110	TG150-11
CD090101.075070	TG75-7	CD090101.100090	TG100-9	CD090101.150120	TG150-12
CD090101.075080	TG75-8	CD090101.100100	TG100-10	CD090101.150130	TG150-13
CD090101.075090	TG75-9	CD090101.100110	TG100-11	CD090101.150140	TG150-14
CD090101.075100	TG75-10	CD090101.100120	TG100-12	CD090101.150150	TG150-15
CD090101.075110	TG75-11	CD090101.100130	TG100-13	CD090101.150160	TG150-16
CD090101.075120	TG75-12	CD090101.100140	TG100-14	CD090101.150170	TG150-17
CD090101.075130	TG75-13	CD090101.100150	TG100-15	CD090101.150180	TG150-18
CD090101.075140	TG75-14	CD090101.100160	TG100-16	CD090101.150190	TG150-19
CD090101.075150	TG75-15	CD090101.100170	TG100-17	CD090101.150200	TG150-20
CD090101.075160	TG75-16	CD090101.100180	TG100-18	CD090101.150210	TG150-21
CD090101.075170	TG75-17	CD090101.100190	TG100-19	CD090101.150220	TG150-22
CD090101.075180	TG75-18	CD090101.100200	TG100-20	CD090101.150230	TG150-23
CD090101.075190	TG75-19	CD090101.100210	TG100-21	CD090101.150240	TG150-24
CD090101.075200	TG75-20	CD090101.100220	TG100-22	CD090101.150250	TG150-25
		CD090101.100230	TG100-23	CD090101.150260	TG150-26
		CD090101.100240	TG100-24	CD090101.150270	TG150-27
		CD090101.100250	TG100-25	CD090101.150280	TG150-28
				CD090101.150290	TG150-29
				CD090101.150300	TG150-30
				CD090101.150310	TG150-31
				CD090101.150320	TG150-32
				CD090101.150330	TG150-33
				CD090101.150340	TG150-34
				CD090101.150350	TG150-35
				CD090101.150360	TG150-36
				CD090101.150370	TG150-37
				CD090101.150380	TG150-38
				CD090101.150390	TG150-39
				CD090101.150400	TG150-40


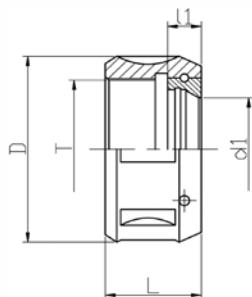
**TG筒夹刀柄系列 TG COLLET CHUCK SERIES**
**CD0901-01 TG弹簧夹头 TG COLLETS**

TG75		TG100		TG150	
订货号 Order No.	型号 Model No.	订货号 Order No.	型号 Model No.	订单 Order No.	型号 Model No.
CD090101.75024	TG75-3/32	CD090101.100032	TG100-1/8	CD090101.150064	TG150-1/4
CD090101.75028	TG75-7/64	CD090101.100039	TG100-5/32	CD090101.150071	TG150-9/32
CD090101.75032	TG75-1/8	CD090101.100048	TG100-3/16	CD090101.150079	TG150-5/16
CD090101.75036	TG75-9/64	CD090101.100056	TG100-7/32	CD090101.150087	TG150-11/32
CD090101.75039	TG75-5/32	CD090101.100064	TG100-1/4	CD090101.150095	TG150-3/8
CD090101.75044	TG75-11/64	CD090101.100071	TG100-9/32	CD090101.150103	TG150-13/32
CD090101.75048	TG75-3/16	CD090101.100079	TG100-5/16	CD090101.150111	TG150-7/16
CD090101.75052	TG75-13/64	CD090101.100087	TG100-11/32	CD090101.150119	TG150-15/32
CD090101.75056	TG75-7/32	CD090101.100095	TG100-3/8	CD090101.150127	TG150-1/2
CD090101.75060	TG75-15/64	CD090101.100103	TG100-13/32	CD090101.150135	TG150-17/32
CD090101.75064	TG75-1/4	CD090101.100111	TG100-7/16	CD090101.150143	TG150-9/16
CD090101.75067	TG75-17/64	CD090101.100119	TG100-15/32	CD090101.150151	TG150-19/32
CD090101.75071	TG75-9/32	CD090101.100127	TG100-1/2	CD090101.150159	TG150-5/8
CD090101.75075	TG75-19/64	CD090101.100135	TG100-17/32	CD090101.150167	TG150-21/32
CD090101.75079	TG75-5/16	CD090101.100143	TG100-9/16	CD090101.150175	TG150-11/16
CD090101.75083	TG75-21/64	CD090101.100151	TG100-19/32	CD090101.150183	TG150-23/32
CD090101.75087	TG75-11/32	CD090101.100159	TG100-5/8	CD090101.150191	TG150-3/4
CD090101.75091	TG75-23/64	CD090101.100167	TG100-21/32	CD090101.150198	TG150-25/32
CD090101.75095	TG75-3/8	CD090101.100175	TG100-11/16	CD090101.150206	TG150-13/16
CD090101.75099	TG75-25/64	CD090101.100183	TG100-23/32	CD090101.150214	TG150-27/32
CD090101.75103	TG75-13/32	CD090101.100191	TG100-3/4	CD090101.150222	TG150-7/8
CD090101.75107	TG75-27/64	CD090101.100198	TG100-25/32	CD090101.150230	TG150-29/32
CD090101.75111	TG75-7/16	CD090101.100206	TG100-13/16	CD090101.150238	TG150-15/16
CD090101.75115	TG75-29/64	CD090101.100214	TG100-27/32	CD090101.150246	TG150-31/32
CD090101.75119	TG75-15/32	CD090101.100222	TG100-7/8	CD090101.150254	TG150-1"
CD090101.75123	TG75-31/64	CD090101.100230	TG100-29/32	CD090101.150262	TG150-1-1/32
CD090101.75127	TG75-1/2	CD090101.100238	TG100-15/16	CD090101.150258	TG150-1-1/16
CD090101.75131	TG75-33/64	CD090101.100246	TG100-31/32	CD090101.150278	TG150-1-3/32
CD090101.75135	TG75-17/32	CD090101.100254	TG100-1"	CD090101.150286	TG150-1-1/8
CD090101.75139	TG75-35/64			CD090101.150294	TG150-1-5/32
CD090101.75143	TG75-9/16			CD090101.150302	TG150-1-3/16
CD090101.75147	TG75-37/64			CD090101.150309	TG150-1-7/32
CD090101.75151	TG75-19/32			CD090101.150318	TG150-1-1/4
CD090101.75155	TG75-39/64			CD090101.150325	TG150-1-9/32
CD090101.75159	TG75-5/8			CD090101.150333	TG150-1-5/16
CD090101.75163	TG75-41/64			CD090101.150341	TG150-1-11/32
CD090101.75167	TG75-21/32			CD090101.150349	TG150-1-3/8
CD090101.75171	TG75-43/64			CD090101.150357	TG150-1-13/32
CD090101.75175	TG75-11/16			CD090101.150365	TG150-1-7/16
CD090101.75179	TG75-45/64			CD090101.150373	TG150-1-15/32
CD090101.75183	TG75-23/32			CD090101.150381	TG150-1-1/2
CD090101.75187	TG75-47/64			CD090101.150389	TG150-1-17/32
CD090101.75191	TG75-3/4			CD090101.150397	TG150-1-9/16

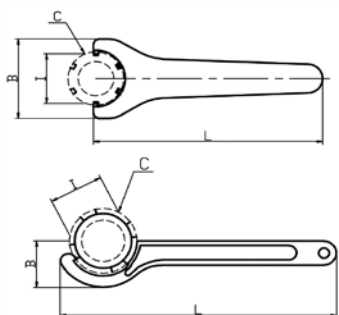
**TG筒夹刀柄系列 TG COLLET CHUCK SERIES**
**CD0901-01 TG弹簧夹头 TG COLLETS**

精度检测: Inspection of Accuracy

L1(mm)	d (mm)	径向跳动 Run out	
		A级 ( A Class )	AA级 ( AA Class )
6	1.0-1.5	0.015	0.01
10	>1.5-3		
16	>3-6	0.01	0.005
25	>6-10		
40	>10-18		
50	>18-24		
60	>24-32		


**CD0902-01 TG拴紧螺帽 TG CLAMPING NUT**


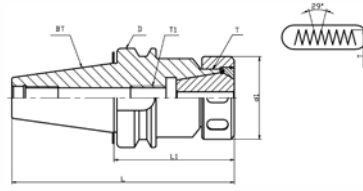
订货号 Order No.	型号 Model No.	D	d1	L	l1	T	KGS
CD090201.7550025	TG 75	50	22.7	25	8.2	TW 1-1/2" -12	0.15
CD090201.1006030	TG 100	60	29.1	30	10.5	TW 1-7/8" -12	0.30
CD090201.1508235	TG 150	82	42.4	35	10.5	TW 2-5/8" -12	0.50

**CD0903-01 TG扳手 TG SPANNER**


订货号 Order No.	型号 Model No.	USE RANGE	L	B	C	I	Fig	KGS
CD090301.7550253	TG 75	50	253	75	50	46.5	1	0.30
CD090301.1006260	TG 100	55-60	260	46	55-60	52	2	0.40
CD090301.1508272	TG 150	80-90	272	64	80-90	67	2	0.50

## TG筒夹刀柄系列 TG COLLET CHUCK SERIES

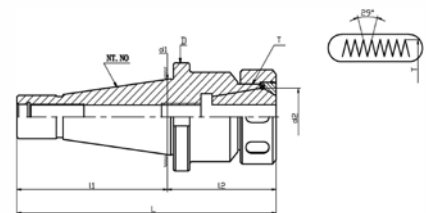
### CD0904-01 BT/CAT-TG 筒夹刀柄 BT/CAT-TG MILLING CHUCK ARBORS

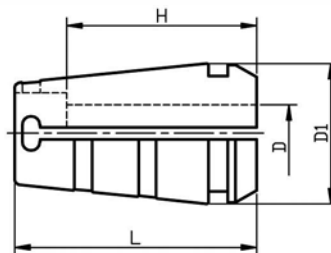


订货号 Order No.	型号 Model No.	L	L1	D	d1	T1	T	KGS
CD090401.3075070	BT30-TG75-70	118.4	70	46	50	M16 x 2.0P	TW1-1/2"-12	1.10
CD090401.3075100	BT30-TG75-100	148.4	100					1.15
CD090401.3010100	BT30-TG100-100	148.4	100	-	60	M24 x 2.0P	TW1-7/8"-12	1.20
CD090401.4010070	BT40-TG100-70	135.4	70					1.20
CD090401.4010100	BT40-TG100-100	165.4	100	63	82	M24 x 2.0P	TW2-5/8"-12	1.30
CD090401.4010120	BT40-TG100-120	185.4	120					2.40
CD090401.4015105	BT40-TG150-105	170.4	105	63	82	M24 x 2.0P	TW2-5/8"-12	2.70
CD090401.4015120	BT40-TG150-120	185.4	120					2.90
CD090401.4015135	BT40-TG150-135	200.4	135	100	60	M24 x 2.0P	TW1-7/8"-12	3.20
CD090401.5010085	BT50-TG100-85	186.8	85					3.40
CD090401.5010100	BT50-TG100-100	201.8	100	100	82	M24 x 2.0P	TW1-7/8"-12	4.40
CD090401.5010120	BT50-TG100-120	221.8	120					5.10
CD090401.5015090	BT50-TG150-90	191.8	90	100	82	M24 x 2.0P	TW2-5/8"-12	5.70
CD090401.5015105	BT50-TG150-105	206.8	105					6.10
CD090401.5015120	BT50-TG150-120	221.8	120	100	82	M24 x 2.0P	TW2-5/8"-12	6.50
CD090401.4075070	CAT40-TG75-2.75 "	5.437 "	2.75 "					2.5 "
CD090401.4075102	CAT40-TG75-4 "	6.687 "	4 "	1.40				
CD090401.4075127	CAT40-TG75-5 "	7.687 "	5 "	2.5 "	2.362 "	M16 x 2P	TW1-7/8 " -12	1.60
CD090401.4010076	CAT40-TG100-3 "	5.687 "	3 "					1.20
CD090401.4010102	CAT40-TG100-4 "	6.687 "	4 "	2.5 "	3.228 "	M16 x 2P	TW1-7/8 " -12	1.40
CD090401.4010152	CAT40-TG100-6 "	8.687 "	6 "					2.55
CD090401.4015127	CAT40-TG150-5 "	7.687 "	5 "	2.5 "	3.228 "	M16 x 2P	TW2-5/8 " -12	2.90
CD090401.4015152	CAT40-TG150-6 "	8.687 "	6 "					3.70
CD090401.5010076	CAT50-TG100-3 "	7 "	3 "	3.875 "	2.362 "	M24 x 3P	TW1-7/8 " -12	3.25
CD090401.5010102	CAT50-TG100-4 "	8 "	4 "					4.40
CD090401.5010152	CAT50-TG100-6 "	10 "	6 "	3.875 "	3.228 "	M24 x 3P	TW1-7/8 " -12	5.30
CD090401.5015127	CAT50-TG150-5 "	9 "	5 "					5.70
CD090401.5015152	CAT50-TG150-6 "	10 "	6 "	3.875 "	3.228 "	M24 x 3P	TW2-5/8 " -12	6.10
CD090401.5015178	CAT50-TG150-7 "	11 "	7 "					6.50

### CD0904-02 MTB/NT-TG 筒夹刀柄 TG COLLET CHUCK

订货号 Order No.	型号 Model No.	L	l1	l2	D	d1	d2	T	KGS
CD090402.0375055	MTB3-TG75	136	81	55	40	23.825	26.97	TW 1-1/2 " -12	0.95
CD090402.0475057	MTB4-TG75	159.5	102.5	57	40	31.267			1.20
CD090402.0875053	R8-TG75	154	101	53	40	31.750	26.97	TW 1-1/2 " -12	1.10
CD090402.3075055	NT30-TG75	123.4	68.4	55	49	31.750			0.90
CD090402.4075055	NT40-TG75	148.4	93.4	55	63	44.450	26.97	TW 1-1/2 " -12	1.20
CD090402.0310063	MTB3-TG100	144	81	63	49	23.825			1.05
CD090402.0410065	MTB4-TG100	167	102.5	64.5	49	31.267	35.02	TW 1-7/8 " -12	1.30
CD090402.0810061	R8-TG100	162	101	61	49	31.750			1.20
CD090402.3010060	NT30-TG100	128	68.4	59.6	49	31.750	35.02	TW 1-7/8 " -12	1.00
CD090402.4010054	NT40-TG100	147.2	93.4	53.8	63	44.450			1.30
CD090402.5010059	NT50-TG100	185.6	126.8	58.8	97.5	69.850	35.02	TW 1-7/8 " -12	3.15
CD090402.0415080	MTB4-TG150	182.5	102.5	80	67	31.267			2.90
CD090402.0515080	MTB5-TG150	209.5	129.5	80	67	44.399	50.83	TW 1-5/8 " -12	3.50
CD090402.4015080	NT40-TG150	173.4	93.4	80	63	44.450			2.90
CD090402.5015081	NT50-TG150	206.8	126.8	80	97.5	69.850	50.83	TW 1-5/8 " -12	4.75



**筒夹系列 COLLET SERIES**
**CD0905-01 CTH 筒夹 CTH COLLET**


- ◆材质: JIS-SUJ2
- ◆硬度: 46-50HRC
- ◆两种外观: 发黑和光饰

- ◆Material: JIS-SUJ2
- ◆Hardness: 46-50HRC
- ◆Provide 2 kind of appearance: Burnisher and Burnisher and Flange

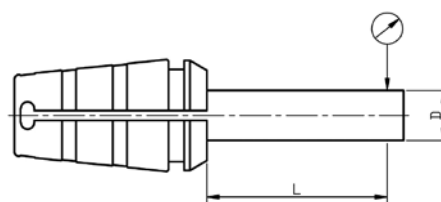
订货号 Order No.	CODE	D	Holder type	L	D1	H		KGS
	Standard Collet							
CD090501.1010172	CTH10	2.6,2.8,3,3.2,3.4 ...(0.2 Step).... 9.4,9.6,9.8,10	0.2	26	17.2	D=2.6-5	16	0.03
						52-5.8	18	
						6-10	20	
CD090501.2025295	CTH20	6,6.2,6.4,6.6,6.8 ...(0.2 Step)....23,23.5, 24,24.5,25	0.2	50	29.5	D=6-9.8	29	0.16
						10-15.8	33	
						16-20	40	
CD090501.2525365	CTH25	6,8,10,10.5,11, 11.5,12 ...(0.2 Step).... 23,23.5, 24,24.5,25	0.2	68	36.5	D=6-8	35	0.38
						10-15	46	
						15-20	54	
						20.5-25	57	
CD090501.3232460	CTH32	25,28,30,32	0.2	80	46	D=25-28	66	0.7
						30-32	68	
CD090501.4042560	CTH40	32,40,42	0.2	80	56	D=32-40	65	1
						42	70	

注: 订购CTH夹头时,请注明内孔(D)尺寸,例如: CD090501.1010172-2。

Note:When order CTH Collet,please specify the diameter(D) of the inner hole e.g CD090501.1010172-2.

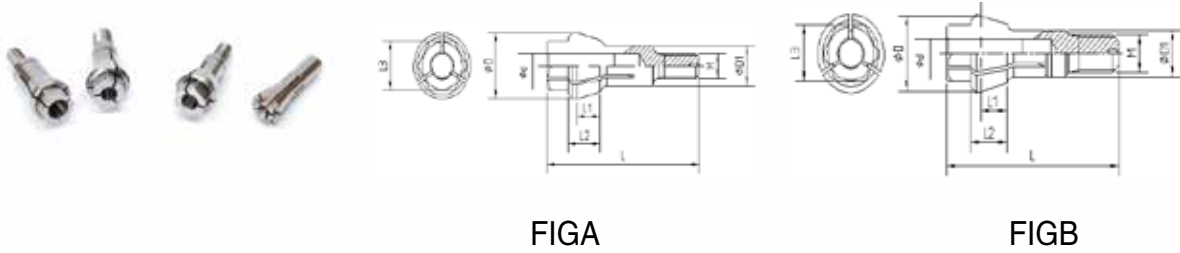
**精度检测: inspection of Accuracy**

L1	d	径向跳动 (Run out)	
		A级 (A class)	AA级(AA class)
10	2.6-2.8	0.015	0.01
16	3-5.8	0.008	0.005
25	6-9.8		
40	10-13		
50	13-20	0.015	0.008
60	20-42		


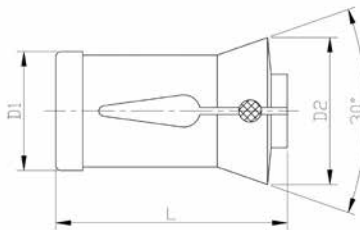




## 筒夹系列 COLLET SERIES

 CD0906-01 FB线路板夹头 FB CIRCUIT BOARD COLLET


订货号 Order No.	型号 Model No.	$\phi d$	$\phi D$	$\phi D1$	L	L1	L2	L3	M	FIG	KGS
CD090601.010643	FB001-6	6	16	10	43	6.5	9	12	M6	A	0.03
CD090601.020643	FB002-6.35	6.35	16	10	43	6.5	9	12	M6	A	0.03
CD090601.030843	FB003-8	8	16	12	43	6.5	9	12	M6	A	0.03
CD090601.040643	FB004-6	6	16	10	43	6.5	9	12	M8	B	0.03

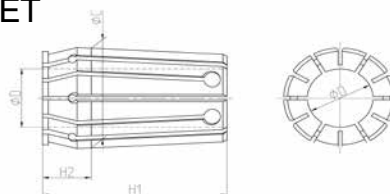
 CD0907-01 DIN6343夹紧夹头 DIN6343 CLAMPING COLLET


- ◎ 材质：42CrMo/20CrMnTi；  
适用于各种车床、六角车床等
- ◎ Material: 42CrMo/20CrMnTi;  
Suitable for all kinds of lathe  
&turret lathe

订货号 Order No.	型号 Model No.	d	D1	D2	L	孔径 Hole size	KGS
CD090701.343175	DIN6343-F17.5	2-13	17.5	22	51	13	0.05
CD090701.343220	DIN6343-F22	2-16	22	30	55	16	0.09
CD090701.343280	DIN6343-F28	4-22	28	38	70	22	0.12
CD090701.343320	DIN6343-F32	4-26	32	45	75	26	0.27
CD090701.343350	DIN6343-F35	4-30	35	48	80	30	0.35
CD090701.343420	DIN6343-F42	4-36	42	55	94	36	0.49
CD090701.343480	DIN6343-F48	4-42	48	60	94	42	0.57
CD090701.343560	DIN6343-F56	8-50	56	68	94	50	0.66
CD090701.343660	DIN6343-F66	10-60	66	84	110	60	1.16

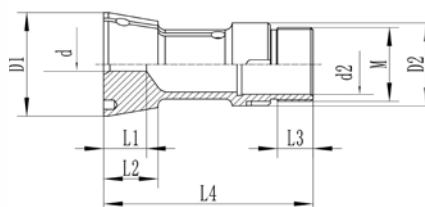
注：订购DIN6343夹头时，请注明DIN6343夹头订货号及内孔尺寸 (d), 订货例如：CD090701.43175-2

When ordering ,please specify the hole(d)

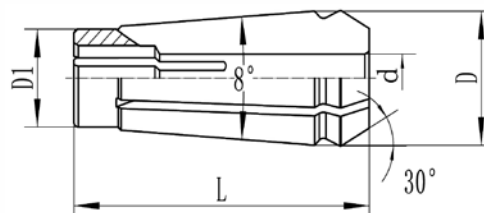
**CD0908-01 强力夹头 POWER COLLET**


订货号 Order No.	型号 Model No.	$\phi C$	H1	H2	$\phi D$										KGS	
CD090801.121840	C12-D	18.00	40	13	6	8	10	12	-	-	-	-	-	-	-	0.05
CD090801.162450	C16-D	24.00	50	17	6	8	10	12	16	-	-	-	-	-	-	0.08
CD090801.202950	C20-D	28.75	50	15	6	8	10	12	16	20	-	-	-	-	-	0.1
CD090801.253668	C25-D	35.75	68	19	-	-	10	12	16	20	25	-	-	-	-	0.2
CD090801.324280	C32-D	42.25	80	21	-	-	-	-	16	20	25	32	-	-	-	0.32
CD090801.425590	C42-D	55.00	90	21	-	-	-	-	-	20	25	32	42	-	-	0.44
CD090801.506595	C50-D	65.00	95	25	-	-	-	-	-	-	-	32	42	50	50.8	0.6

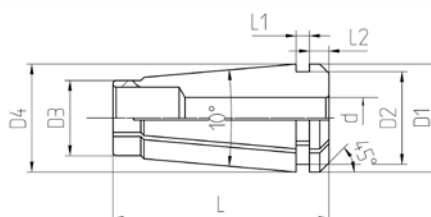
注：订购强力夹头时，请注明强力夹头订货号及内孔尺寸 (D), 订货例如：CD090801.1218040-6  
 When ordering ,please specify the hole.

**CD0909-01 自动车床用夹头 COLLET FOR AUTOMATIC LATHE**


订货号 Order No.	型号 Model No.	d1	d2	D1	D2	L1	L2	L3	L4	M	KGS
CD090901.520448	ZC36	5.2	36	44.8	36	18	22.8	15	88	M32X1.5	0.45
CD090901.570448	ZC36	5.7	36	44.8	36	18	22.8	15	88	M32X1.5	0.45
CD090901.620448	ZC36	6.2	36	44.8	36	18	22.8	15	88	M32X1.5	0.45

**CD0910-01 ESK筒夹 ESK COLLET**


订货号 Order No.	型号 Model No.	d	D	D1	L	KGS
CD091001.408320	ESK4	3-4	8.3	6	20	0.005
CD091001.601225	ESK6	4-6	11.5	8.2	25	0.01

**CD0911-01 CHK11筒夹 CHK11 COLLET**


订货号 Order No.	型号 Model No.	d	D1	D2	D3	D4	L	L1	L2	KGS
CD091101.301059	CHK11	3	10.5	9	7.3	10.5	21	1.3	2	0.005
CD091101.401059	CHK11	4	10.5	9	7.3	10.5	21	1.3	2	0.005

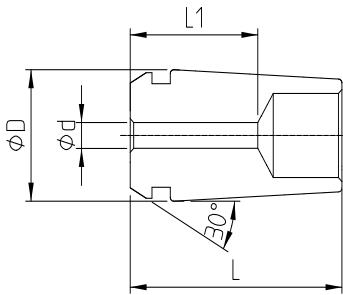
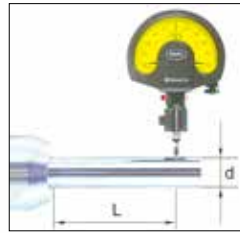
筒夹系列 COLLET SERIES

CD0912-01 CSG 筒夹 CSG COLLET



- ◎ 材质: JIS-SUJ2
- ◎ 硬度: 46-50HRC
- ◎ 筒夹1:10, 锥角设计, 具有更强的夹持力, 稳定的夹持力度
- ◎ Material :JIS-SUJ2
- ◎ Hardness:46-50HRC
- ◎ The design of 1:10,collet, more clamping force, to improve seismic performance.

精度检测: Inspection of Accuracy



L	筒夹等级 Class	径向跳动精度Run out
4xd	A级 (A class)	≤ 8 μ
	AA级 (AA class)	≤ 5 μ

订货号 Order No.	型号 Model No.	d	L1	D	L	订货号 Order No.	型号 Model No.	d	L1	D	L	KGS
CD091201.06010	CSG6-1	1	8	10.15	18.5	CD091201.10060	CSG10-6	6	19.5	15.3	28	0.03
CD091201.06020	CSG6-2	2	11.5			CD091201.10070	CSG10-7	7	19.5			
CD091201.06025	CSG6-2.5	2.5	12			CD091201.10080	CSG10-8	8	21			
CD091201.06030	CSG6-3	3	12			CD091201.10085	CSG10-8.5	8.5	21			
CD091201.06032	CSG6-3.175	3.175	12			CD091201.10090	CSG10-9	9	21			
CD091201.06040	CSG6-4	4	13.5			CD091201.10100	CSG10-10	10	28			
CD091201.06050	CSG6-5	5	13.5			CD091201.12030	CSG12-3	3	17			
CD091201.06055	CSG6-5.5	5.5	14			CD091201.12032	CSG12-3.175	3.175	17			
CD091201.06060	CSG6-6	6	18.5			CD091201.12040	CSG12-4	4	19			
CD091201.08010	CSG8-1	1	7.	12.8	23.5	CD091201.12050	CSG12-5	5	19.5	17.9	32.5	0.06
CD091201.08015	CSG8-1.5	1.5	10.5			CD091201.12055	CSG12-5.5	5.5	19.5			
CD091201.08020	CSG8-2	2	11			CD091201.12060	CSG12-6	6	22			
CD091201.08030	CSG8-3	3	14			CD091201.12070	CSG12-7	7	22			
CD091201.08032	CSG8-3.175	3.175	14			CD091201.12080	CSG12-8	8	23			
CD091201.08040	CSG8-4	4	16			CD091201.12085	CSG12-8.5	8.5	23			
CD091201.08050	CSG8-5	5	16			CD091201.12090	CSG12-9	9	23			
CD091201.08055	CSG8-5.5	5.5	16			CD091201.12100	CSG12-10	10	25			
CD091201.08060	CSG8-6	6	18			CD091201.12105	CSG12-10.5	10.5	25			
CD091201.08070	CSG8-7	7	18			CD091201.12120	CSG12-12	12	32.5			
CD091201.08080	CSG8-8	8	23.5			CD091201.12125	CSG12-12.5	12.5	32.5			
CD091201.10020	CSG10-2	2	11			15.3	28	CD091201.16030	CSG16-3			
CD091201.10025	CSG10-2.5	2.5	12	CD091201.16040	CSG16-4			4	20			
CD091201.10030	CSG10-3	3	14	CD091201.16060	CSG16-6			6	22			
CD091201.10032	CSG10-3.175	3.175	14	CD091201.16080	CSG16-8			8	24			
CD091201.10040	CSG10-4	4	17	CD091201.16100	CSG16-10			10	26			
CD091201.10050	CSG10-5	5	17	CD091201.16120	CSG16-12			12	28			
CD091201.10055	CSG10-5.5	5.5	17	CD091201.16160	CSG16-16			16	37			

### 高精度刀库刀套系列

#### 特点:

- ◆材料: 42CrMo;
- ◆硬度: 50-55HRC;
- ◆夹持刀具的同心度: 10 μ
- ◆工序中作深冷处理及热时效处理, 提高了精度及尺寸的稳定性;
- ◆产品有莫氏锥度和直孔两种样式, 用于数控加工中心 (转塔) 刀架夹持刀具;
- ◆导套带有出水设计, 提高刀具的使用寿命;
- ◆表面涂层处理, 提高表面硬度、耐磨性, 提高清洁度, 精度更稳定, 表面更光滑, 防锈、防腐蚀效果更好, 手感更舒适, 外观更美观。

### High Precision Bushing

- ◆Material:42CrMo;
- ◆Hardness:50-55HRC;
- ◆The concentricity of the clamping tools:10 μ ;
- ◆Morse taper and straight hole two styles, used to clamping tool at CNC machining center;
- ◆Cryogenic treatment and thermal aging treatment have improved the stability of accuracy and dimensions;
- ◆Sleeve holders have water outlet design, increased the service time of tools;
- ◆The coating increase the service life of collet and ensure full functionality and precision.



### 》》》 精/湛/的/加/工/工/艺 Super finish

#### \*深冷处理

- 1、-196℃超长深冷处理, 使接近全部的残余奥氏体转变为马氏体;
- 2、析出的纳米级碳化物颗粒, 增加硬度和韧性;
- 3、减少残余应力;
- 4、耐磨性显著提高。

#### \*Cryogenic treatment

- 1.-196℃ cryogenic. To eliminate the stress after quenching and machining, and also prevent the thermal shock.
2. Increasing hardness and toughness.
3. Reducing residual stresses.
4. Improved wear resistance.

#### \*时效处理

\*超长定型热时效去除磨加工时的残余内应力;

#### \* Thermal aging processing

Reducing residual stresses



深冷处理 (Cryogenic treatment)



时效处理 (Thermal aging processing)

## 刀库导套系列 BUSHING

### CD1001-01 刀库导套 BUSHING



- ◇ 高精度 刀库导套 精度有0.01mm、0.015mm两类，由合金钢制造，用于数控车加工中心（转塔）刀架夹持刀具
- ◇ High accuracy of bushing 0.01mm,0.015mm.  
Suitable for hold cylindrical shank tools on turret at CNC lathe.

- ◎ 材料：42CrMo
- ◎ 热处理硬度：50-55HRC
- ◎ Material: 42CrMo
- ◎ Hardness : 50-55HRC

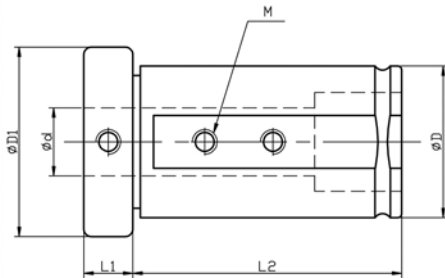


FIG1

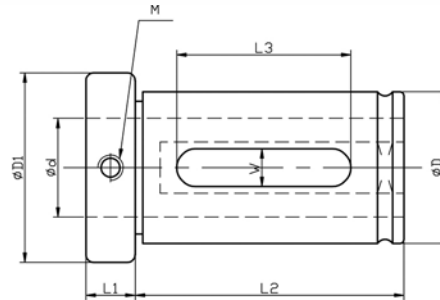


FIG2

订货号 Order No.	D	d	D1	L1	L2(加长)	L3(加长)	W(加宽)	M	FIG	KGS
CD100101.4032080	40	8、10、12、16、20	46.5	15	80 ( 85 )	-	-	M8	1	0.7
		25、32	46.5	15	80 ( 85 )	65 ( 70 )	12 ( 14 )	M8	2	
CD100101.3225070	32	6、8、10、12、14、16	39	14	70 ( 75 )	-	-	M8	1	0.45
		20、25	39	14	70 ( 75 )	58 ( 60 )	10 ( 12 )	M8	2	
CD100101.2516050	25	8、10、12	33	14	50	-	-	M8	1	0.2
		16	33	14	50	42	10	M8	2	
CD100101.2012050	20	8、10	28	12	50	-	-	M6	1	0.15
		12	28	12	50	42	8	M6	2	
CD100101.1610040	16	8	24	10	40	-	-	M4	1	0.1
		10	24	10	40	34	6	M4	2	

注：订购刀库导套时，请注明导套订货号及内孔尺寸 (d),订货例如：CD100101.4032080-8。

When ordering ,please specify the hole.



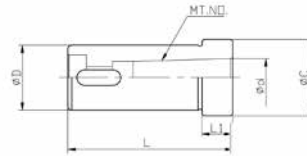
**刀库导套系列 BUSHING**
**CD1001-02 刀库导套莫氏锥度套筒 MORSE BUSHING**


FIG.1

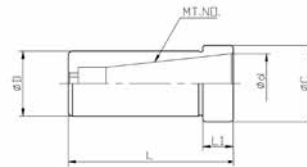
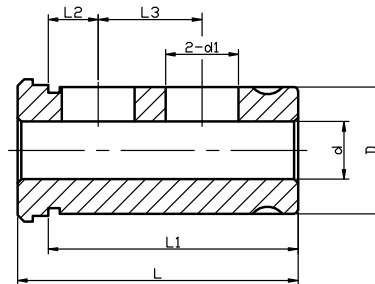


FIG.2

订货号 Order No.	型号 Model No.	FIG	D	D	L	L1	MT		KGS
							MT No.	d	
CD100102.2001076	D20-MT1	1	20	23.5	76	20	1	12.065	0.16
CD100102.2002093	D20-MT2				93	35	2	17.780	0.13
CD100102.2501081	D25-MT1		25	31	81	15	1	12.065	0.27
CD100102.2502093	D25-MT2				93	20	2	17.780	0.24
CD100102.3201081	D32-MT1	2	32	37.5	81	15	1	12.065	0.47
CD100102.3202091	D32-MT2				91	20	2	17.780	0.46
CD100102.3203091	D32-MT3				3	23.825	0.35		
CD100102.4201096	D42-MT1	1	42	47.5	96	20	1	12.065	1.02
CD100102.4202096	D42-MT2						2	17.780	0.93
CD100102.4203092	D42-MT3	2			92	15	3	23.825	0.76
CD100102.4204115	D42-MT4				115	30	4	31.267	0.75

**CD1002-01 J型导套 J TYPE BUSHING**


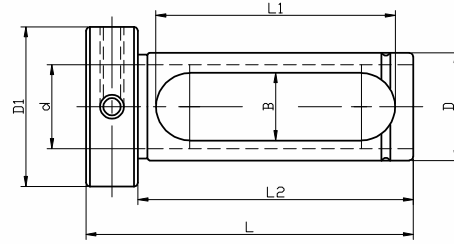
订货号 Order No.	型号 Model No.	D	d	d1	L	L1	L2	L3	KGS
CD100201.1964127	3/4 " -1-3/4 "	3/4 "	1/4 " , 5/16 " , 3/8 " , 1/2 "	3/8 "	1-3/4 "	1-1/2 "	3/8 "	13/16 "	0.08
CD100201.2595191	1 " -2 "	1 "	3/8 " , 1/2 " , 5/8 " , 3/4 "	5/8 "	2 "	1-3/4 "	7/16 "	7/8 "	0.15
CD100201.3295254	1-1/4 " -2-3/8 "	1-1/4 "	3/8 " , 1/2 " , 5/8 " , 3/4 " , 7/8 " , 1 "	5/8 "	2-3/8 "	2-1/8 "	5/8 "	1 "	0.28
CD100201.3895318	1-1/2 " -2-3/4 "	1-1/2 "	3/8 " , 1/2 " , 5/8 " , 3/4 " , 7/8 " , 1 " , 1-1/4 "	7/8 "	2-3/4 "	2-1/2 "	11/16 "	1-1/8 "	0.5
CD100201.4413381	1-3/4 " -3-1/4 "	1-3/4 "	1/2 " , 5/8 " , 3/4 " , 7/8 " , 1 " , 1-1/4 " , 1-1/2 "	7/8 "	3-1/4 "	3 "	3/4 "	1-1/4 "	0.8
CD100201.5113445	2 " -3-3/4 "	2 "	1/2 " , 5/8 " , 3/4 " , 7/8 " , 1 " , 1-1/4 " , 1-1/2 " , 1-3/4 "	1 "	3-3/4 "	3-1/2 "	3/4 "	1-1/2 "	1.2

注：订购刀库导套时，请注明导套订货号及内孔尺寸 (d)，订货例如：CD100201.1964127-1/4"。

When ordering ,please specify the hole.

## 刀库导套系列 BUSHING

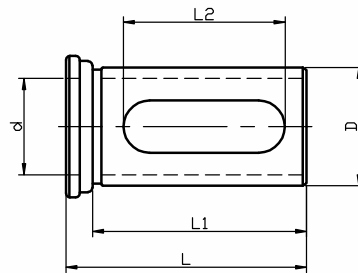
### CD1003-01 Z型导套 Z TYPE BUSHING



订货号 Order No.	型号 Model No.	D	D1	d	L	L1	L2	B	KGS
CD100301.2564191	1" -3-1/4"	1"	1-1/2"	1/4", 5/16", 3/8", 1/2", 5/8", 3/4"	3-1/4"	2-3/8"	2-3/4"	5/8"	0.28
CD100301.3295254	1-1/4" -3-5/8"	1-1/4"	1-7/8"	3/8", 1/2", 5/8", 3/4", 7/8", 1"	3-5/8"	2-5/8"	3"	5/8"	0.5
CD100301.3895318	1-1/2" -4"	1-1/2"	2-1/4"	3/8", 1/2", 5/8", 3/4", 7/8", 1", 1-1/4"	4"	2-7/8"	3-1/4"	7/8"	0.86
CD100301.4413381	1-3/4" -4-1/4"	1-3/4"	3"	1/2", 5/8", 3/4", 7/8", 1", 1-1/4", 1-1/2"	4-1/4"	3-1/8"	3-1/2"	7/8"	1
CD100301.5113445	2" -4-1/2"	2"	3"	1/2", 5/8", 3/4", 7/8", 1", 1-1/4", 1-1/2", 1-3/4"	4-1/2"	3-3/8"	3-3/4"	1"	1.68

注：订购刀库导套时，请注明导套订货号及内孔尺寸（d），订货例如：CD100301.2564191-1/4。

### CD1004-01 C型导套 C TYPE BUSHING



订货号 Order No.	型号 Model No.	D	d	L	L1	L2	KGS
CD100401.1964127	3/4" -2-1/2"	3/4"	1/4", 5/16", 3/8", 1/2"	2-1/2"	2-1/4"	1-7/8"	0.1
CD100401.2564191	1" -3"	1"	1/4", 5/16", 3/8", 1/2", 5/8", 3/4"	3"	2-3/4"	2-3/8"	0.21
CD100401.3295254	1-1/4" -3-1/2"	1-1/4"	3/8", 1/2", 5/8", 3/4", 7/8", 1"	3-1/2"	3-1/4"	2-7/8"	0.4
CD100401.3895318	1-1/2" -3-11/16"	1-1/2"	3/8", 1/2", 5/8", 3/4", 7/8", 1", 1-1/4"	3-11/16"	3-3/8"	3"	0.58
CD100401.4413381	1-3/4" -3-3/4"	1-3/4"	1/2", 5/8", 3/4", 7/8", 1", 1-1/4", 1-1/2"	3-3/4"	3-1/2"	3-1/8"	0.8
CD100401.5113445	2" -4-1/4"	2"	1/2", 5/8", 3/4", 7/8", 1", 1-1/4", 1-1/2", 1-3/4"	4-1/4"	4"	3-5/8"	1.22

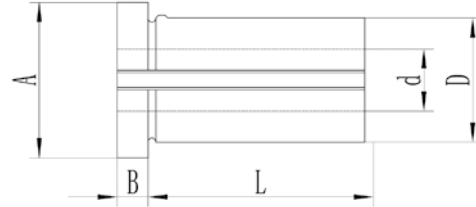
注：订购刀库导套时，请注明导套订货号及内孔尺寸（d），订货例如：CD100401.1964127-1/4"。

When ordering ,please specify the hole.

**刀库导套系列 BUSHING**
**CD1005-01 B型导套 B TYPE BUSHING**

B型变径套 被两个螺钉夹紧及平面固定, 变径套淬火处理并精磨, 具有更长的使用寿命, 装配更精确。适用于夹紧钻头, 内孔镗刀及其它刀具。

B型号变径套 B Series Reducer Bushing, fixed by two screws and one flat, heat treated, quenched and precision ground, with a longer service life, more accurate for assembly. Used to adapt drills, boring bars and other shank tools.



订货号 Order No.	型号 Model No.	D	d	A	B	L	KGS
CD100501.3225071	D3/4" -1-1/2"	3/4"	1/4" , 5/16" , 3/8" , 1/2"	1"	1/4"	1-1/2"	0.08
CD100501.3832081	D1" -1-3/4"	1"	3/8" , 1/2" , 5/8" , 3/4"	1-1/4"	1/4"	1-3/4"	0.16
CD100501.5038095	D1-1/4" -2"	1-1/4"	3/8" , 1/2" , 5/8" , 3/4" , 1"	1-1/2"	1/4"	2"	0.31
CD100501.4045070	D1-1/2" -2-1/2"	1-1/2"	1/2" , 5/8" , 3/4" , 1" , 1-1/4"	1-3/4"	1/4"	2-1/2"	0.53
CD100501.5060090	D2" -3-1/2"	2"	1/2" , 5/8" , 3/4" , 1" , 1-1/4" , 1-1/2" , 1-3/4"	2-1/4"	1/4"	3-1/2"	1.35
CD100501.6080100	D2-1/2" -4"	2-1/2"	1/2" , 5/8" , 3/4" , 1" , 1-1/4" , 1-1/2" , 1-3/4" , 2" , 2-1/4"	2-3/4"	1/4"	4"	2.46

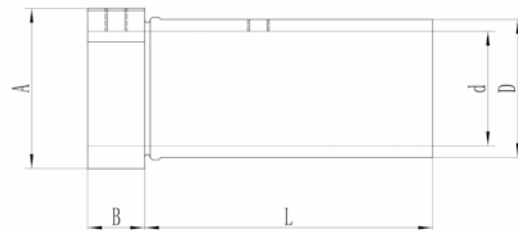
注: 订购刀库导套时, 请注明导套订货号及内孔尺寸 (d), 订货例如: CD100501.3225071-1/2"

Note: When ordering the Boring Bar bushing, please indicate the Order No. And the inner hole size (d), e.g CD100501.3225071-1/2" .

**CD1005-02 SLF型导套 SLF TYPE BUSHING**

最大刚性360° 环面环抱刀具, 变径套淬火处理并精磨, 具有更长的使用寿命, 装配更精确。适用于夹紧钻头, 内孔镗刀及其它刀具。

Provided 360° surface area locking for maximum rigidity, heat treated, quenched and precision ground, with a longer service life, more accurate for assembly. Used to adapt drills, boring bars and other shank tools.



订货号 Order No.	型号 Model No.	D	d	A	B	L	KGS
CD100502.1913070	D1-1/4" -2-13/16"	1-1/4"	3/8" , 1/2" , 5/8" , 3/4" , 7/8" , 1"	1-1/2"	5/8"	2-13/16"	0.53
CD100502.2519070	D1-1/2" -3-3/16"	1-1/2"	1/4" , 3/8" , 1/2" , 5/8" , 3/4" , 7/8" , 1" , 1-1/4"	1-3/4"	5/8"	3-3/16"	0.8
CD100502.3225076	D2" -3-3/4"	2"	1/2" , 5/8" , 3/4" , 7/8" , 1" , 1-1/4" , 1-1/2"	2-1/4"	3/4"	3-3/4"	1.7

注: 订购刀库导套时, 请注明导套订货号及内孔尺寸 (d), 订货例如: CD100502.1913070-1/2" .

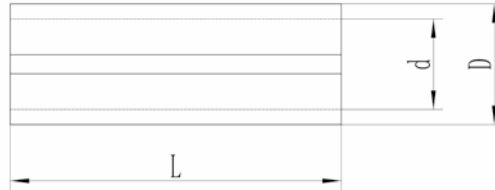
Note: When ordering the Boring Bar bushing, please indicate the Order No. And the inner hole size (d), e.g CD100502.1913070-1/2" .

## 刀库导套系列 BUSHING

### CD1005-03 P型镗杆变径套 P Boring Bar Bushings

P型镗杆变径套，一侧全开缝设计，可以最大刚性360°环面环抱刀具，变径套淬火处理并精磨，具有更长的使用寿命，装配更精确。适用于夹紧钻头，内孔镗刀及其它刀具。

Type P Reducer Bushings Full-Spit-style one side design provided 360° surface area locking for maximum rigidity, heat treated, quenched and precision ground, with a longer service life, more accurate for assembly. Used to adapt drills, boring bars and other shank tools.



订货号 Order No.	型号 Model No.	D	d	L	KGS
CD100503.1913038	D3/4" -1-1/2"	3/4"	1/4" , 5/16" , 3/8" , 1/2"	1-1/2"	0.06
CD100503.2519044	D1" -1-3/4"	1"	3/8" , 1/2" , 5/8" , 3/4"	1-3/4"	0.4
CD100503.3225050	D1-1/4" -2"	1-1/4"	3/8" , 1/2" , 5/8" , 3/4" , 1"	2"	0.27
CD100503.3832063	D1-1/2" -2-1/2"	1-1/2"	1/2" , 5/8" , 3/4" , 1" , 1-1/4"	2-1/2"	0.5
CD100503.4432089	D2" -3-1/2"	2"	1/2" , 5/8" , 3/4" , 1" , 1-1/4"	3-1/2"	1.2
CD100503.6500100	D2-1/2" -4"	2-1/2"	1/2" , 5/8" , 3/4" , 1" , 1-1/4" 1-1/2" , 1-3/4" , 2" , 2-1/4"	4"	2.3
CD100503.7000100	D2-3/4" -4"	2-3/4"	1/2" , 5/8" , 3/4" , 1" , 1-1/4" 1-1/2" , 1-3/4" , 2" , 2-1/4"	4"	2.8

注：订购刀库导套时，请注明导套订货号及内孔尺寸（d），订货例如：CD100503.2519044-5/8"。

Note: When ordering the Boring Bar bushing, please indicate the Order No. And the inner hole size (d), e.g CD100503.2519044-5/8" .

订货号 Order No.	型号 Model No.	D	d	L	KGS
CD100503.203200	D20-32	20	6,8,10,12,16	32	0.06
CD100503.254500	D25-45	25	10,12,16,20	45	0.14
CD100503.325000	D32-50	32	10,12,16,20,25	50	0.27
CD100503.406500	D40-65	40	12,16,20,25,32	65	0.56
CD100503.509000	D50-90	50	12,16,20,25,32,40	90	1.28
CD100503.601000	D60-100	60	12,16,20,25,32,40,50	100	2.08

注：订购刀库导套时，请注明导套订货号及内孔尺寸（d），订货例如：CD100503.254500-16。

Note: When ordering the Boring Bar bushing, please indicate the Order No. And the inner hole size (d), e.g CD100503.254500-16.

## 高速、高精度、高寿命**数控刀柄**系列

### High speed high accuracy high durability CNC chuck

#### 特点:

- ◆ 材质: 20CrMnTi;
- ◆ 硬度:  $58 \pm 2\text{HRC}$ ;
- ◆ 7:24锥度等级  $\leq \text{AT}3$ ;
- ◆ 渗碳深度:  $>0.8$ ;
- ◆ 表面粗糙度:  $\text{Ra} < 0.4$ ;
- ◆ 深冷处理

所有的数控刀柄都进行长时间深冷处理使残余奥氏体向马氏体和纳米碳化物颗粒沉淀, 提高刀柄的硬度, 韧性和耐久性, 降低残余内应力。

- ◆ 超长时效处理

超长时间的热时效处理有效去除磨加工时的残余内应力。

- ◆ 外观涂层处理。

- ◆ Material: 20CrMnTi;
- ◆ Hardness:  $58 \pm 2\text{HRC}$ ;
- ◆ 7:24 Tapper tolerance  $\leq \text{AT}3$ ;
- ◆ Carbon depth:  $>0.8$ ;
- ◆ Surface roughness:  $\text{Ra} < 0.4$ ;
- ◆ Cryogenic treatment;

All of the CNC chuck are processed long time cryogenic treatment Make the residual austenite into martensite and precipitate of nano-sized carbide particles, enhance chucks hardness, toughness durability, and reduce the residual internal stress.

- ◆ Thermal aging treatment:

Long time thermal aging treatment can get rid of the residual internal stress in grinding process.

- ◆ Nickel coating process;





## 数控刀柄系列 CNC TOOL SYSTEMS

### CD1101-01 BT扁尾式莫氏变径套 BT MORSE TAPER HOLDER (TYPE A)

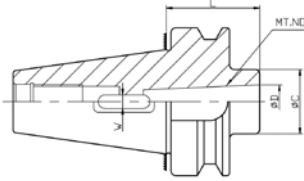


FIG.1

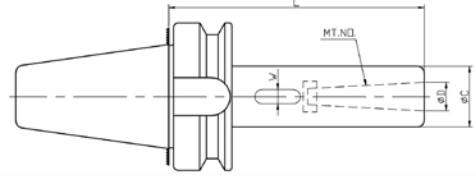


FIG.2

订货号 Order No.	型号 Model No.	MT NO.	D	L	C	W	FIG	KGS	
CD110101.3001045	BT30	MTA1-45	1	12.065	45	25	5.6	1	0.8
CD110101.3001105		MTA1-105	1	12.065	105	25	5.6	2	0.9
CD110101.3002060		MTA2-60	2	17.78	60	32	6.6	1	0.9
CD110101.3002120		MTA2-120	2	17.78	120	32	6.6	2	1.2
CD110101.3003080		MTA3-80	3	23.825	80	40	8.4	1	1.1
CD110101.4001045	BT40	MTA1-45	1	12.065	45	25	5.6	1	1
CD110101.4001120		MTA1-120	1	12.065	120	25	5.6	2	1.3
CD110101.4002050		MTA2-50	2	17.78	50	32	6.6	1	1.1
CD110101.4002120		MTA2-120	2	17.78	120	32	6.6	2	1.4
CD110101.4003075		MTA3-75	3	23.825	75	40	8.4	1	1.2
CD110101.4003135		MTA3-135	3	23.825	135	40	8.4	2	1.8
CD110101.4004095		MTA4-95	4	31.267	95	50	12.4	1	1.4
CD110101.4004165		MTA4-165	4	31.267	165	50	12.4	2	2.4
CD110101.5001045	BT50	MTA1-45	1	12.065	45	25	5.6	1	4
CD110101.5001120		MTA1-120	1	12.065	120	25	5.6	2	4.3
CD110101.5001180		MTA1-180	1	12.065	180	25	5.6	2	4.3
CD110101.5002045		MTA2-45	2	17.78	45	32	6.6	1	4
CD110101.5002135		MTA2-135	2	17.78	135	32	6.6	2	4.4
CD110101.5002180		MTA2-180	2	17.78	180	32	6.6	2	4.6
CD110101.5003045		MTA3-45	3	23.825	45	40	8.4	1	3.9
CD110101.5003150		MTA3-150	3	23.825	150	40	8.4	2	4.7
CD110101.5003180		MTA3-180	3	23.825	180	40	8.4	2	4.9
CD110101.5004075		MTA4-75	4	31.267	75	50	12.4	1	4
CD110101.5004180		MTA4-180	4	31.267	180	50	12.4	2	5.4
CD110101.5005105	MTA5-105	5	44.399	105	65	16.5	1	4.6	

SHANK	MT1	MT2	MT3	MT4	MT5
DRILL MIN	2	14.1	23.1	23.1	50.1
DIA MAX	14	23	32	50	75

## 数控刀柄系列 CNC TOOL SYSTEMS

## &gt;&gt;&gt; CD1101-02 BT后拉式莫氏变径套 BT MORSE TAPER HOLDER (TYPE B)

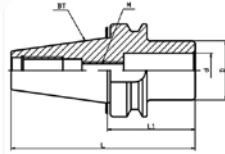


FIG1

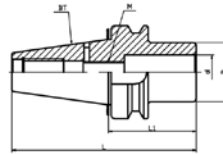


FIG2

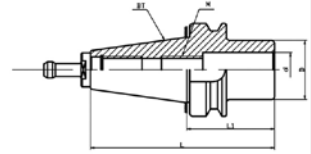
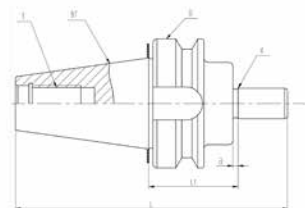


FIG3

订货号 Order No.	型号 Model No.	FIG	MT NO.	L1	M	d	D	加长拉钉 Extended pull stud	KGS
CD110102.3001045	BT30-MTB1-45	1	1	45	M6 × 1P	12.065	25	-	0.8
CD110102.3002060	BT30-MTB2-60	2 · 3	2	60	M10 × 1.5P	17.78	32	BT30-MTB2-60-1	0.9
CD110102.3003080	BT30-MTB3-80	2 · 3	3	80	M12 × 1.75P	23.825	40	BT30-MTB3-80-1	1.1
CD110102.4001045	BT40-MTB1-45	1	1	45	M6 × 1P	12.065	25	-	1
CD110102.4002060	BT40-MTB2-60	1	2	60	M10 × 1.5P	17.78	32	-	1.1
CD110102.4003045	BT40-MTB3-45	2 · 3	3	45	M12 × 1.75P	23.825	40	-	1.1
CD110102.4003075	BT40-MTB3-75	2 · 3	3	75	M12 × 1.75P	23.825	40	BT40-MTB3-75-1	1.2
CD110102.4004090	BT40-MTB4-90	2 · 3	4	90	M16 × 2P	31.267	50	BT40-MTB4-90-1	1.4
CD110102.4004115	BT40-MTB4-115	2 · 3	4	115	M16 × 2P	31.267	50	-	1.73
CD110102.5001045	BT50-MTB1-45	1	1	45	M6 × 1P	12.065	25	-	4
CD110102.5002045	BT50-MTB2-45	1	2	45	M10 × 1.5P	17.78	32	-	4
CD110102.5003060	BT50-MTB3-60	1	3	60	M12 × 1.75P	23.825	40	-	4.1
CD110102.5004075	BT50-MTB4-75	1	4	75	M16 × 2P	31.267	50	-	4
CD110102.5005100	BT50-MTB5-100	2 · 3	5	100	M20 × 2.5P	44.399	65	BT50-MTB5-100-1	4.5

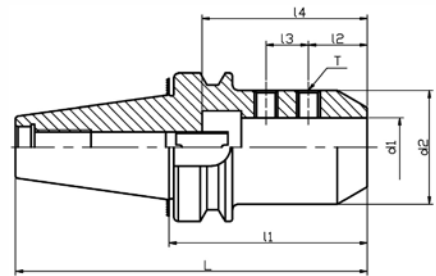
## &gt;&gt;&gt; CD1101-03 BT钻接杆 BT DRILL CHUCK HOLDER

订货号 Order No.	型号 Model No.	L	L1	D	d	a	T	KGS
CD110103.3002045	BT30-JT2-45	113.4	45	46	14.199	4	M12 × 1.75P	0.7
CD110103.3033045	BT30-JT33-45	117.4	45	46	15.85	4	M12 × 1.75P	0.75
CD110103.3006045	BT30-JT6-45	117.4	45	46	17.17	4	M12 × 1.75P	0.8
CD110103.3016045	BT30-B16-45	117.4	45	46	15.733	4	M12 × 1.75P	0.75
CD110103.3018045	BT30-B18-45	125.4	45	46	17.78	4	M12 × 1.75P	1.25
CD110103.4002045	BT40-JT2-45	130.4	45	63	14.199	4	M16 × 2P	1.3
CD110103.4033045	BT40-JT33-45	134.4	45	63	15.85	4	M16 × 2P	1.3
CD110103.4006045	BT40-JT6-45	134.4	45	63	17.17	4	M16 × 2P	1.2
CD110103.4006105	BT40-JT6-105	194.4	105	63	17.17	4	M16 × 2P	1.65
CD110103.4016045	BT40-B16-45	134.4	45	63	15.733	4	M16 × 2P	1.2
CD110103.4018045	BT40-B18-45	142.4	45	63	17.78	4	M16 × 2P	1.35
CD110103.5002045	BT50-JT2-45	166.8	45	100	14.199	4	M24 × 3P	4.1
CD110103.5033045	BT50-JT33-45	170.8	45	100	15.85	4	M24 × 3P	4
CD110103.5006045	BT50-JT6-45	170.8	45	100	17.17	4	M24 × 3P	4.2
CD110103.5006105	BT50-JT6-105	230.8	105	100	17.17	4	M24 × 3P	4.6
CD110103.5018045	BT50-B18-45	178.8	45	100	17.78	4	M24 × 3P	4.3



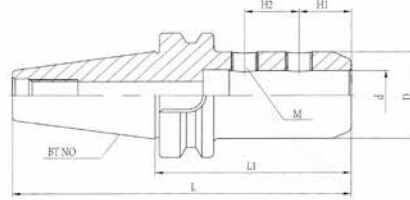
## 数控刀柄系列 CNC TOOL SYSTEMS

### 侧固式立铣刀柄 BT/SLN(DIN1835-B)



●可精做动平衡 Precision dynamic balancing  
G6.3 12000rpm/18000rpm

订货号 Order No.	型号 Model No. d1-L1	d1	L	L2	L3	L4	d2	T	KGS
CD110104.3006060	BT30-SLN6-60	6	108.4	18	-	40	25	M6X1.0P	0.55
CD110104.3008060	BT30-SLN8-60	8	108.4	18	-	40	28	M8X1.25P	0.60
CD110104.3010060	BT30-SLN10-60	10	108.4	20	-	44	35	M10X1.5P	0.70
CD110104.3012060	BT30-SLN12-60	12	108.4	22.5	-	49	42	M12X1.75P	0.75
CD110104.3016075	BT30-SLN16-75	16	123.4	24	-	52	48	M14X2.0P	1.05
CD110104.3020075	BT30-SLN20-75	20	123.4	25	-	54	52	M16X2.0P	1.10
CD110104.3025090	BT30-SLN25-90	25	138.4	24	25	59	65	M18X2.0P	1.70
CD110104.4006050	BT40-SLN6-50	6	115.4	18	-	40	25	M6X1.0P	1.10
CD110104.4006150	BT40-SLN6-150	6	215.4	18	-	40	25	M6X1.0P	1.32
CD110104.4008050	BT40-SLN8-50	8	115.4	18	-	40	28	M8X1.25P	1.10
CD110104.4008150	BT40-SLN8-150	8	215.4	18	-	40	28	M8X1.25P	1.30
CD110104.4010063	BT40-SLN10-63	10	128.4	20	-	44	35	M10X1.5P	1.25
CD110104.4010150	BT40-SLN10-150	10	215.4	20	-	44	35	M10X1.5P	1.40
CD110104.4012063	BT40-SLN12-63	12	128.4	22.5	-	49	42	M12X1.75P	1.30
CD110104.4012150	BT40-SLN12-150	12	215.4	22.5	-	49	42	M12X1.75P	1.53
CD110104.4016063	BT40-SLN16-63	16	128.4	24	-	52	48	M14X2.0P	1.40
CD110104.4016150	BT40-SLN16-150	16	215.4	24	-	52	48	M14X2.0P	1.60
CD110104.4018063	BT40-SLN18-63	18	128.4	24	-	54	50	M14X2.0P	1.65
CD110104.4020063	BT40-SLN20-63	20	128.4	25	-	54	52	M16X2.0P	1.40
CD110104.4020100	BT40-SLN20-100	20	165.4	25	-	54	52	M16X2.0P	1.7
CD110104.4025100	BT40-SLN25-100	25	165.4	24	25	59	65	M18X2.0P	2.50
CD110104.4032100	BT40-SLN32-100	32	165.4	24	28	63	72	M20X2.0P	2.75
CD110104.4040105	BT40-SLN40-105	40	170.4	30	32	73	90	M20X2.0P	3.9
CD110104.4040125	BT40-SLN40-125	40	190.4	30	32	73	90	M20X2.0P	4.1
CD110104.5006063	BT50-SLN6-63	6	164.8	18	-	40	25	M6X1.0P	3.80
CD110104.5008063	BT50-SLN8-63	8	164.8	18	-	40	28	M8X1.25P	3.80
CD110104.5010063	BT50-SLN10-63	10	164.8	20	-	44	35	M10X1.5P	3.00
CD110104.5012080	BT50-SLN12-80	12	181.8	22.5	-	49	42	M12X1.75P	4.00
CD110104.5016080	BT50-SLN16-80	16	181.8	24	-	52	48	M14X2.0P	4.40
CD110104.5020080	BT50-SLN20-80	20	181.8	25	-	54	52	M16X2.0P	4.40
CD110104.5020100	BT50-SLN20-100	20	201.8	25	-	54	52	M16X2.0P	4.40
CD110104.5025100	BT50-SLN25-100	25	201.8	24	25	59	65	M18X2.0P	5.10
CD110104.5032100	BT50-SLN32-100	32	201.8	24	28	63	72	M20X2.0P	5.20
CD110104.5040115	BT50-SLN40-115	40	216.8	30	32	73	90	M20X2.0P	6.60
CD110104.5040120	BT50-SLN40-120	40	221.8	30	32	73	90	M20X2.0P	5.75
CD110104.5042120	BT50-SLN42-120	42	221.8	30	32	73	90	M20X2.0P	6.70
CD110104.5050125	BT50-SLN50-125	50	226.8	35	35	78	100	M24X2.0P	5.80
CD110104.5063135	BT50-SLN63-135	63	236.8	40	40	80	125	M24X2.0P	6.00

**数控刀柄系列 CNC TOOL SYSTEMS**
**CD1101-05 BT/SLA 侧固式立铣刀柄 BT /SLA END MILL HOLDER**


●精做动平衡 Precision dynamic balancing  
 G6.3 12000rpm/18000rpm

订货号 Order No.	型号 Model No.	L	L1	H1	H2	M	D	d	KGS
CD110105.3006060	BT30-SLA6-60	108.4	60	12	10	M6	25	6	0.5
CD110105.3008060	BT30-SLA8-60			14	12	M8	28	8	0.52
CD110105.3010060	BT30-SLA10-60			15	14	M10	35	10	0.6
CD110105.3012065	BT30-SLA12-65	65	20	16	40		12	0.69	
CD110105.3016075	BT30-SLA16-75	123.4	75	22	18	M12	45	16	0.94
CD110105.3020075	BT30-SLA20-75			25	20		50	20	1.01
CD110105.3025080	BT30-SLA25-80	128.4	80	24	25	M12	55	25	1.17
CD110105.4006075	BT40-SLA6-75	140.4	75	12	10	M6	25	6	1.08
CD110105.4008075	BT40-SLA8-75			14	12	M8	28	8	1.12
CD110105.4010075	BT40-SLA10-75			15	14	M10	35	10	1.23
CD110105.4012075	BT40-SLA12-75			20	16		40	12	1.33
CD110105.4016075	BT40-SLA16-75	155.4	90	22	18	M12	45	16	1.43
CD110105.4020090	BT40-SLA20-90			25	20		50	20	1.71
CD110105.4025090	BT40-SLA25-90	165.4	100	24	28	M16	55	25	1.8
CD110105.4032100	BT40-SLA32-100	180.4	115	24	28	M16	60	32	2.06
CD110105.4040115	BT40-SLA40-115	176.8	75	30	32	M20	70	40	2.73
CD110105.5006075	BT50-SLA6-75			12	10	M6	25	6	3.61
CD110105.5008075	BT50-SLA8-75	191.8	90	14	12	M8	28	8	3.69
CD110105.5010075	BT50-SLA10-75			15	14	M10	35	10	3.77
CD110105.5012090	BT50-SLA12-90			20	16		40	12	3.98
CD110105.5016090	BT50-SLA16-90	201.8	100	22	18	M12	45	16	4.08
CD110105.5020090	BT50-SLA20-90			25	20		50	20	4.1
CD110105.5025100	BT50-SLA25-100	206.8	105	24	25	M12	55	25	4.42
CD110105.5032105	BT50-SLA32-105	216.8	115	24	28	M16	60	32	4.56
CD110105.5040115	BT50-SLA40-115			30	32	M20	70	40	5.04
CD110105.5042120	BT50-SLA42-120	221.8	120				75	42	5.44

**CD1101-06 高精度侧固式小径延长杆 END MILL MINI STRAIGHT SHANK HOLDER**

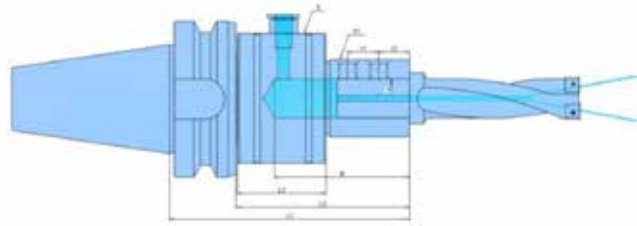
- ◎ 简单高效、抗震、深腔、精度≤0.005mm。
- ◎ 超长深冷、热时效处理，刚性更佳，是新型的小径深腔加工抗震小孔侧固刀杆。
- ◎ 无需夹头，装夹方便，只需侧面螺丝拧紧就可，方便实用。
- ◎ High efficiency and extending Runout :≤0.005mm
- ◎ Cryogenic treatment and thermal aging processing Easy operation
- ◎ No collet need, Convenient installation, only use the side screws can be tightened, convenient and practical.



订货号 Order No.	型号 Model No.	D1	D2	D3	L1	L	M螺丝	KGS
CD110106.1004100	C10-SLA4-100	4	9	10	25	100	M4*0.7	0.05
CD110106.1004150	C10-SLA4-150	4	10	10	25	150	M4*0.7	0.07
CD110106.1005150	C10-SLA5-150	5	10	10	25	150	M4*0.7	0.07
CD110106.1006150	C10-SLA6-150	6	10	10	40	150	M6	0.07
CD110106.1204120	C12-SLA4-120	4	9.5	12	25	120	M4*0.7	0.08
CD110106.1205150	C12-SLA5-150	5	12	12	25	150	M4*0.7	0.11
CD110106.1206120	C12-SLA6-120	6	10.5	12	40	120	M4*0.7	0.07
CD110106.1206150	C12-SLA6-150	6	12	12	40	150	M6	0.1
CD110106.1604160	C16-SLA4-160	4	10	16	25	160	M4*0.7	0.2
CD110106.1606160	C16-SLA6-160	6	12	16	40	160	M4*0.7	0.19
CD110106.1608160	C16-SLA8-150	8	14	16	40	150	M4*0.7	0.15
CD110106.1606200	C16-SLA6-200	6	12	16	40	200	M5*0.8	0.26
CD110106.1608200	C16-SLA8-200	8	14	16	40	200	M4*0.7	0.21
CD110106.1610150	C16-SLA10-150	10	16	16	44	150	M6	0.16
CD110106.2008160	C20-SLA8-160	8	14	20	40	160	M5*0.8	0.28
CD110106.2010160	C20-SLA10-160	10	17	20	44	160	M5*0.8	0.26
CD110106.2012160	C20-SLA12-160	12	19	20	49	160	M5*0.8	0.23
CD110106.2006200	C20-SLA6-200	6	12	20	40	200	M5*0.8	0.38
CD110106.2008200	C20-SLA8-200	8	14	20	40	200	M5*0.8	0.36
CD110106.2010200	C20-SLA10-200	10	17	20	44	200	M5*0.8	0.34
CD110106.2012200	C20-SLA12-200	12	19	20	49	200	M5*0.8	0.29

数控刀柄系列 CNC TOOL SYSTEMS

»» CD1102-01 BT-OML高速轴承油路刀柄  
BT-OML HIGH-SPEED BEARING OIL PATH TOOL HOLDER

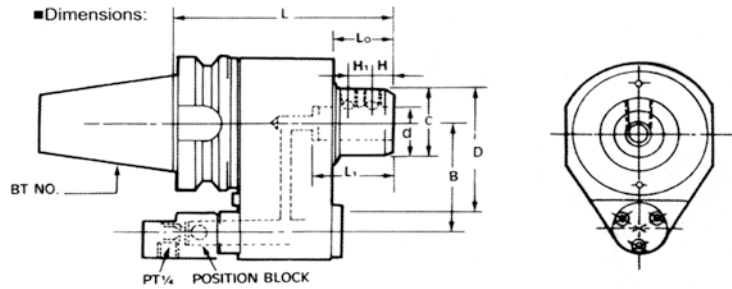


- ◎可承受4.8Mpa的水压。
- ◎允许转速≤3000rpm。
- ◎使用前请先确认中心切削机的高压装置。

- ◎Can with stand 4.8 mpa water pressure
- ◎RPM ≤3000 rpm is allowed
- ◎Please confirm the high pressure device of the center cutting machine before using

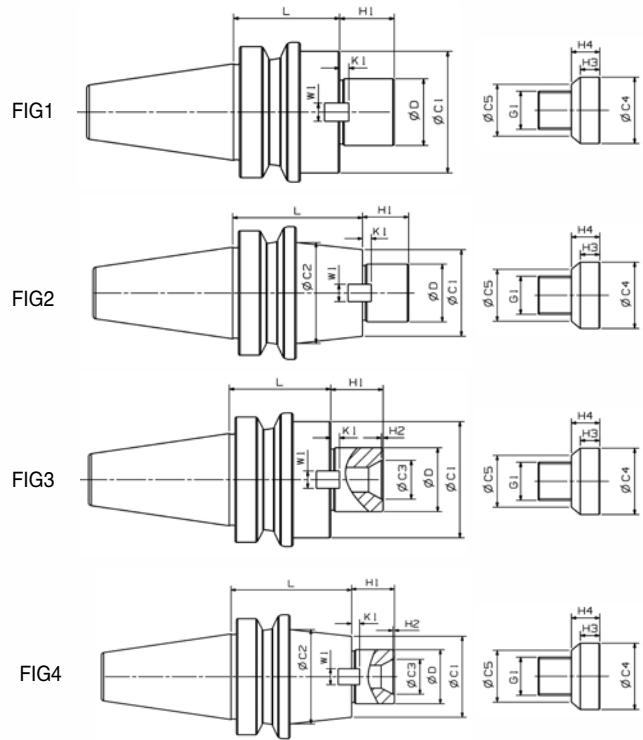
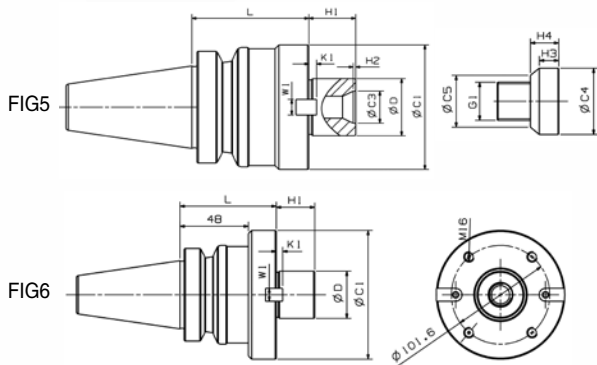
订货号 Order No.	型号 Model No.	L1	L2	L3	H	I1	I2	D	D1	d	KGS
CD110201.4020140	BT40-OML20-140	140	96.7	57	78	-	20	83	49.5	20	4.06
CD110201.4025155	BT40-OML25-155	155	111.7	57	93	20	20	83	49.5	25	4.11
CD110201.4032155	BT40-OML32-155	155	112	59	93	20	20	89	54.5	32	4.48
CD110201.5020140	BT50-OML20-140	140	97	57	78	-	20	83	49.5	20	6.33
CD110201.5025155	BT50-OML25-155	155	112	57	93	20	20	83	49.5	25	6.51
CD110201.5032155	BT50-OML32-155	155	112.7	59	93	20	20	98	59.5	32	7.54
CD110201.5040160	BT50-OML40-160	160	117.7	59	95	20	20	98	59.5	40	7.29

»» CD1102-02 自动换刀连接柄 (外冷转内冷)  
AUTOMATIC TOOL CHANGER CHUCK HOLDER(External cooling to inner cooling)



订货号 Order No.	型号 Model No.	d	L	B	C	D	LO	L1	H	H1	KGS
CD110202.4032155	BT40-OSL32-155	32	155	60/65	53	90	50	60	15	15	7.6
CD110202.4040155	BT40-OSL40-155	40	155	60/65	70	90	50	70	19	18	7.1
CD110202.5032160	BT50-OSL32-160	32	160	80/82	54	100	50	60	15	15	8.9
CD110202.5040160	BT50-OSL40-160	40	160	80/82	64	100	50	70	19	18	8.3



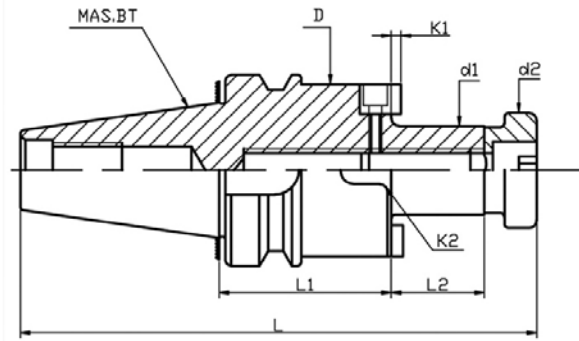
**数控刀柄系列 CNC TOOL SYSTEMS**
**CD1103-01 BT/FMA平面铣刀柄 BT/FMA FACE MILL HOLDER(TYPE A)**


FMA为英制规格(Inch)

订货号 Order No.	型号 Model No.	Fig.	D(h6)	L	C1	C2	C3	H1	H2	Key		G1	Clamp Bolt				KGS
										W1	K1		C4	C5	H3	H4	
CD110301.3022035	BT30-FMA22.225-35	1	22.225	35	40	-	-	18	-	8	4	M8	20	15	7	9	0.57
CD110301.3025035	BT30-FMA25.4-35	1	25.4	35	50	-	-	22	-	9.5	5	M12	33	23	10	12	0.72
CD110301.4025045	BT40-FMA25.4-45	1	25.4	45	50	-	-	22	-	9.5	5	M12	33	23	10	12	1.4
CD110301.4025105	BT40-FMA25.4-105	2	25.4	105	50	-	-	22	-	9.5	5	M12	33	23	10	12	2.6
CD110301.4032045	BT40-FMA31.75-45	3	31.75	45	60	-	24	30	6	12.7	7	M16	40	23	10	15	1.6
CD110301.4032090	BT40-FMA31.75-90	3	31.75	90	60	-	24	30	6	12.7	7	M16	40	23	10	16	2.6
CD110301.4038060	BT40-FMA38.1-60	3	38.1	60	80	-	28	34	6	15.9	9	M20	50	27	14	20	2.6
CD110301.5025045	BT50-FMA25.4-45	1	25.4	45	50	-	-	22	-	9.5	5	M12	33	23	10	12	3.9
CD110301.5025090	BT50-FMA25.4-90	2	25.4	90	50	70	-	22	-	9.5	5	M12	33	23	10	12	5
CD110301.5025150	BT50-FMA25.4-150	2	25.4	150	50	70	-	22	-	9.5	5	M12	33	23	10	12	6.4
CD110301.5032045	BT50-FMA31.75-45	3	31.75	45	60	-	24	30	6	12.7	7	M16	40	23	10	16	4.1
CD110301.5032075	BT50-FMA31.75-75	4	31.75	75	60	70	24	30	6	12.7	7	M16	40	23	10	16	4.9
CD110301.5032105	BT50-FMA31.75-105	4	31.75	105	60	70	24	30	6	12.7	7	M16	40	23	10	16	5.7
CD110301.5038045	BT50-FMA38.1-45	3	38.1	45	80	-	28	34	6	15.9	9	M20	50	27	14	20	4.4
CD110301.5038075	BT50-FMA38.1-75	3	38.1	75	80	-	28	34	6	15.9	9	M20	50	27	14	20	5.6
CD110301.5051045	BT50-FMA50.8-45	3	50.8	45	98	-	38	36	10	19.05	10	M24	65	37	14	24	5
CD110301.5051075	BT50-FMA50.8-75	5	50.8	75	100	-	38	36	10	19.05	10	M24	65	37	14	24	6.7
CD110301.5048075	BT50-FMA47.625-75	6	47.625	75	128.57	-	-	38	0	25.4	12.5	-	-	-	-	-	8

## 数控刀柄系列 CNC TOOL SYSTEMS

### CD1103-02 BT/FMB平面铣刀柄 BT/FMB FACE MILL HOLDER(TYPE B)

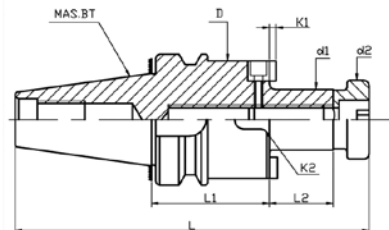
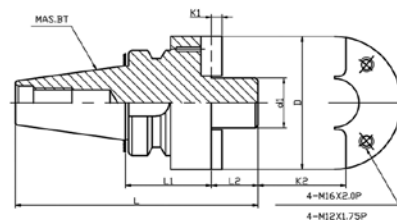


精做动平衡 Precision dynamic balancing  
 G6.3 12000rpm/18000rpm  
 G2.5 15000rpm

FMB为公制规格(Metric)

订货号 Order No.	型号 Model No.	L	L1	L2	D	d1h7	d2	K1	K2	KGS
CD110302.3022045	BT30-FMB22-45	111.4	45	18	48	22	26	4.8	10	0.85
CD110302.3022060	BT30-FMB22-60	126.4	60	18	48	22	26	4.8	10	1.25
CD110302.3027045	BT30-FMB27-45	113.4	45	20	60	27	31.5	5.8	12	1.2
CD110302.3027060	BT30-FMB27-60	128.4	60	20	60	27	31.5	5.8	12	1.35
CD110302.3032045	BT30-FMB32-45	115.4	45	22	78	32	41	6.8	14	1.35
CD110302.3032060	BT30-FMB32-60	130.4	60	22	78	32	41	6.8	14	1.45
CD110302.4022045	BT40-FMB22-45	128.4	45	18	48	22	26	4.8	10	1.45
CD110302.4022060	BT40-FMB22-60	143.4	60	18	48	22	26	4.8	10	1.7
CD110302.4022090	BT40-FMB22-90	173.4	90	18	48	22	26	4.8	10	2.0
CD110302.4022100	BT40-FMB22-100	183.4	100	18	48	22	26	4.8	10	2.2
CD110302.4022150	BT40-FMB22-150	223.4	150	18	48	22	26	4.8	10	3.1
CD110302.4022200	BT40-FMB22-200	283.4	200	18	48	22	26	4.8	10	3.1
CD110302.4022250	BT40-FMB22-250	333.4	250	18	48	22	26	4.8	10	4
CD110302.4027045	BT40-FMB27-45	130.4	45	20	60	27	31.5	5.8	12	1.6
CD110302.4027060	BT40-FMB27-60	145.4	60	20	60	27	31.5	5.8	12	2.0
CD110302.4027090	BT40-FMB27-90	175.4	90	20	60	27	31.5	5.8	12	2.3
CD110302.4027105	BT40-FMB27-105	190.4	105	20	60	27	31.5	5.8	12	2.5
CD110302.4027150	BT40-FMB27-150	235.4	150	20	60	27	31.5	5.8	12	3
CD110302.4032045	BT40-FMB32-45	132.4	45	22	78	32	41	6.8	14	1.72
CD110302.4032060	BT40-FMB32-60	147.4	60	22	78	32	41	6.8	14	2.1
CD110302.4032100	BT40-FMB32-100	187.4	100	22	78	32	41	6.8	14	2.5
CD110302.4032150	BT40-FMB32-150	237.4	150	22	78	32	41	6.8	14	3.0
CD110302.4040060	BT40-FMB40-60	150.4	60	25	80	40	48	8.3	16	2.8
CD110302.5022045	BT50-FMB22-45	164.8	45	18	48	22	26	4.8	10	4.5
CD110302.5022060	BT50-FMB22-60	179.8	60	18	48	22	26	4.8	10	4.5
CD110302.5022075	BT50-FMB22-75	204.8	75	18	48	22	26	4.8	10	4.8
CD110302.5022100	BT50-FMB22-100	219.8	100	18	48	22	26	4.8	10	5.0
CD110302.5022090	BT50-FMB22-90	209.8	90	18	48	22	26	4.8	10	5.1
CD110302.5022150	BT50-FMB22-150	269.8	150	18	48	22	26	4.8	10	6.8

**数控刀柄系列 CNC TOOL SYSTEMS**
**CD1103-02 BT/FMB平面铣刀柄 BT/FMB FACE MILL HOLDER(TYPE B)**

**FIG1**

**FIG2**

 精做动平衡 Precision dynamic balancing  
 G6.3 12000rpm/18000rpm

FMB为公制规格(Metric)

订货号 Order No.	型号 Model No.	L	L1	L2	D	d1h7	d2	K1	K2	FIG	KGS
CD110302.5022200	BT50-FMB22-200	319.8	200	18	48	22	26	4.8	10	FIG1	7
CD110302.5022250	BT50-FMB22-250	369.8	250	18	48	22	26	4.8	10		8
CD110302.5022300	BT50-FMB22-300	419.8	300	18	48	22	26	4.8	10		10.5
CD110302.5022350	BT50-FMB22-350	469.8	350	18	48	22	26	4.8	10		10.5
CD110302.5022400	BT50-FMB22-400	519.8	400	18	48	22	26	4.8	10		4.6
CD110302.5022700	BT50-FMB22-700	819.8	700	18	62-58	22	26	4.8	10		25
CD110302.5027050	BT50-FMB27-50	171.8	50	20	60	27	31.5	5.8	12		4.6
CD110302.5027090	BT50-FMB27-90	211.8	90	20	60	27	31.5	5.8	12		5.4
CD110302.5027100	BT50-FMB27-100	221.8	100	20	60	27	31.5	5.8	12		5.4
CD110302.5027150	BT50-FMB27-150	271.8	150	20	60	27	31.5	5.8	12		7.5
CD110302.5027200	BT50-FMB27-200	321.8	200	20	60	27	31.5	5.8	12		9.5
CD110302.5027250	BT50-FMB27-250	371.8	250	20	60	27	31.5	5.8	12		11
CD110302.5027300	BT50-FMB27-300	421.8	300	20	60	27	31.5	5.8	12		12
CD110302.5027350	BT50-FMB27-350	471.8	350	20	60	27	31.5	5.8	12		13
CD110302.5027400	BT50-FMB27-400	521.8	400	20	60	27	31.5	5.8	12		14
CD110302.5027600	BT50-FMB27-600	721.8	600	20	62	27	31.5	5.8	12		18
CD110302.5032050	BT50-FMB32-50	173.8	50	22	78	32	41	6.8	14		5.7
CD110302.5032060	BT50-FMB32-60	183.8	60	22	78	32	41	6.8	14		5.9
CD110302.5032075	BT50-FMB32-75	198.8	75	22	78	32	41	6.8	14		6.0
CD110302.5032090	BT50-FMB32-90	213.8	90	22	78	32	41	6.8	14		5.8
CD110302.5032500	BT50-FMB32-500	623.8	500	22	70	32	41	6.8	14	20	
CD110302.5040050	BT50-FMB40-50	176.8	50	25	89	40	48	8.3	16	5.2	
CD110302.5040090	BT50-FMB40-90	216.8	90	25	89	40	48	8.3	16	6	
CD110302.5040105	BT50-FMB40-105	231.8	105	25	98	40	48	8.3	16	7.2	
CD110302.5040150	BT50-FMB40-150	276.8	150	25	98	40	48	8.3	16	7.5	
CD110302.5040200	BT50-FMB40-200	326.8	200	25	98	40	48	8.3	16	8.0	
CD110302.5040250	BT50-FMB40-250	376.8	250	25	98	40	48	8.3	16	8.5	
CD110302.5040300	BT50-FMB40-300	426.8	300	25	98	40	48	8.3	16	9.0	
CD110302.5040500	BT50-FMB40-500	626.8	500	25	80	40	48	8.3	16	22.8	
CD110302.5040075	BT50-FMB40F-75	202.8	75	26	110	40	-	8.3	16	FIG2	6
CD110302.5060075	BT50-FMB60-75	201.8	75	25	140	60	-	12.5	25.4		8.5

## 数控刀柄系列 CNC TOOL SYSTEMS

### CD1104-01 BT30/40/50 -90° 粗镗刀柄 BT30/40/50 -90° BORING HOLDER(TYPE B)

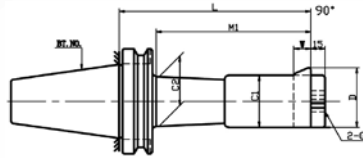


Fig1

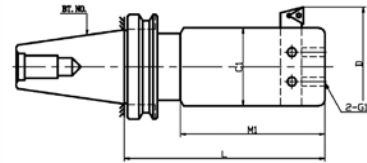


Fig2

订货号 Order No.	型号 Model No.	Fig	D		L	M1	C1	C2	W□	Tool Length	KGS	
			Min.	Max.								
CD110401.3020105	BT30-BSB20-105	1	20	30	105	85	17	19	6	23	-	0.5
CD110401.3025120	BT30-BSB25-120		25	38	120	100	20	24	8	29	-	0.7
CD110401.3025160	BT30-BSB25-160		25	38	160	140	20	24	8	29	-	0.9
CD110401.3030150	BT30-BSB30-150		30	42	150	130	24	28	8	35	-	1.2
CD110401.3030165	BT30-BSB30-165		30	42	165	145	24	28	8	35	-	1.4
CD110401.3030210	BT30-BSB30-210		30	42	210	190	24	28	8	35	-	1.9
CD110401.3038165	BT30-BSB38-165		38	52	165	145	30	36	10	44	-	1.4
CD110401.3050165	BT30-BSB50-165		50	65	165	145	40	48	13	58	-	2.2
CD110401.3050210	BT30-BSB50-210		50	65	210	190	40	48	13	58	-	2.8
CD110401.4025135	BT40-BSB25-135		25	38	135	110	20	24	8	22	35	1.4
CD110401.4038165	BT40-BSB38-165		38	52	165	140	30	36	10	34	50	2
CD110401.4050165	BT40-BSB50-165		50	65	165	140	40	48	13	45	60	2.8
CD110401.4050210	BT40-BSB50-210		50	65	210	185	40	48	13	45	60	3.4
CD110401.4062165	BT40-BSB62-165		62	90	165	140	50	54	16	56	80	3.2
CD110401.4062225	BT40-BSB62-225	62	90	225	200	50	56	16	56	80	4.5	
CD110401.4072165	BT40-BSB72-165	2	72	110	165	140	60	60	19	66	95	4.4
CD110401.4072225	BT40-BSB72-225		72	110	225	200	60	60	19	66	95	5.3
CD110401.4090165	BT40-BSB90-165		90	125	165	140	75	75	19	82	110	5.1
CD110401.4090210	BT40-BSB90-210		90	125	210	185	75	64	19	82	110	6.3
CD110401.5025135	BT50-BSB25-135	1	25	38	135	100	20	24	8	22	35	4.2
CD110401.5038180	BT50-BSB38-180		38	52	180	145	30	38	10	34	50	4.9
CD110401.5038230	BT50-BSB38-230		38	52	230	195	30	38	10	34	50	5.3
CD110401.5042210	BT50-BSB42-210		42	56	210	175	34	38	10	-	-	5.4
CD110401.5042240	BT50-BSB42-240		42	56	240	205	34	38	10	-	-	5.6
CD110401.5050180	BT50-BSB50-180		50	65	180	145	40	48	13	45	60	5.6
CD110401.5050240	BT50-BSB50-240		50	65	240	205	40	48	13	45	60	6.1
CD110401.5050270	BT50-BSB50-270		50	65	270	235	40	48	13	45	60	6.7
CD110401.5050300	BT50-BSB50-300		50	65	300	265	40	48	13	45	60	7.2
CD110401.5062195	BT50-BSB62-195		62	90	195	160	50	58	16	56	80	6.4
CD110401.5062240	BT50-BSB62-240		62	90	240	205	50	58	16	56	80	7.5
CD110401.5062270	BT50-BSB62-270		62	90	270	235	50	58	16	56	80	7.7
CD110401.5062300	BT50-BSB62-300		62	90	300	265	50	58	16	56	80	8
CD110401.5062330	BT50-BSB62-330		62	90	330	295	50	58	16	56	80	8.4
CD110401.5072195	BT50-BSB72-195	72	110	195	160	60	68	19	66	95	8	
CD110401.5072240	BT50-BSB72-240	72	110	240	205	60	68	19	66	95	8.6	
CD110401.5072285	BT50-BSB72-285	72	110	285	250	60	68	19	66	95	9.6	
CD110401.5090210	BT50-BSB90-210	90	125	210	170	75	80	19	82	110	8.9	
CD110401.5090250	BT50-BSB90-250	90	125	250	215	75	80	19	82	110	10.8	
CD110401.5090300	BT50-BSB90-300	90	125	300	265	75	80	19	82	110	12.4	
CD110401.50105195	BT50-BSB105-195	2	105	160	195	160	90	-	25	97	140	9.5
CD110401.50105285	BT50-BSB105-285		105	160	285	250	90	94	25	97	140	12.2

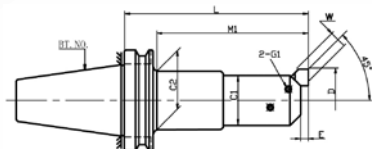
**数控刀柄系列 CNC TOOL SYSTEMS**
**CD1104-02 BT30/40/50 -45° 粗镗刀柄**  
**BT30/40/50 -45° BORING HOLDER(TYPE A)**


Fig1

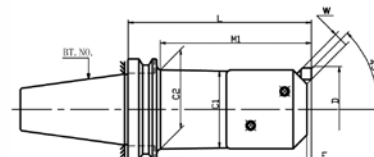


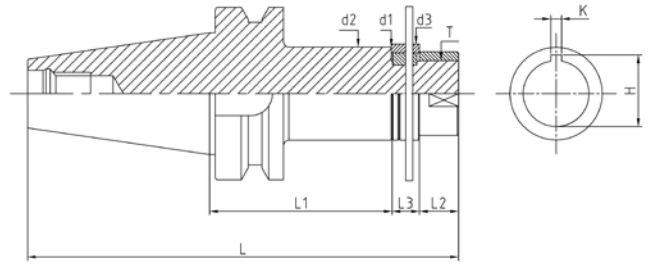
Fig2

订货号 Order No.	型号 Model No.	Fig	D		L	M1	C1	C2	W□	Tool Length	KGS	
			Min.	Max.								
CD110402.3020105	BT30-BSA20-105	1	20	30	105	85	17	19	6	23	-	0.5
CD110402.3025120	BT30-BSA25-120		25	38	120	100	20	24	8	29	-	0.7
CD110402.3025160	BT30-BSA25-160		160		140							
CD110402.3030150	BT30-BSA30-150		30	42	150	130	24	28	10	35	-	1.2
CD110402.3030180	BT30-BSA30-180				180	160		28			-	1.6
CD110402.3030210	BT30-BSA30-210				210	190		28			-	1.9
CD110402.3038165	BT30-BSA38-165		38	52	165	145	30	36	10	44	-	1.4
CD110402.3050165	BT30-BSA50-165		50	65	165	145	40	48	13	58	-	2.2
CD110402.3050210	BT30-BSA50-210				210	190		48			-	2.8
CD110402.4025135	BT40-BSA25-135		25	38	135	110	20	24	8	29	-	1.4
CD110402.4030150	BT40-BSA30-150		30	42	150	125	24	28		35	-	1.6
CD110402.4038165	BT40-BSA38-165		38	52	165	140	30	36	10	44	-	2
CD110402.4050165	BT40-BSA50-165		50	65	165	140	40	48	13	58	-	2.5
CD110402.4050210	BT40-BSA50-210				210	185		48			-	2.9
CD110402.4062165	BT40-BSA62-165		62	90	165	140	50	48	16	74	-	3.2
CD110402.4062225	BT40-BSA62-225				225	200		58			-	4.2
CD110402.4072165	BT40-BSA72-165	2	72	110	165	140	60	60	19	85	-	3.9
CD110402.4072225	BT40-BSA72-225				225	200		60			-	5.2
CD110402.4090165	BT40-BSA90-165		90	125	165	140	75	62	110	-	4.6	
CD110402.4090210	BT40-BSA90-210				210	185		62		-	5.3	
CD110402.5025135	BT50-BSA25-135	25	38	135	100	20	24	8	29	-	4.2	
CD110402.5030165	BT50-BSA30-165	30	42	165	130	24	28		35	-	4.4	
CD110402.5038180	BT50-BSA38-180	38	52	180	145	30	36	10	44	-	4.8	
CD110402.5038230	BT50-BSA38-230			230	195		36			-	5.1	
CD110402.5042210	BT50-BSA42-210	42	56	210	175	34	38	50	-	5.2		
CD110402.5042240	BT50-BSA42-240			240	205		38		-	5.6		
CD110402.5050180	BT50-BSA50-180	50	65	180	145	40	48	13	58	-	5.4	
CD110402.5050240	BT50-BSA50-240			240	205		48			-	6.2	
CD110402.5050270	BT50-BSA50-270			270	235		48			-	6.5	
CD110402.5050300	BT50-BSA50-300			300	265		48			-	6.8	
CD110402.5062195	BT50-BSA62-195	62	90	195	160	50	58	16	74	-	6.4	
CD110402.5062240	BT50-BSA62-240			240	205		58			-	7.2	
CD110402.5062270	BT50-BSA62-270			270	235		58			-	7.8	
CD110402.5062300	BT50-BSA62-300			300	265		58			-	8.3	
CD110402.5072195	BT50-BSA72-195	72	110	195	160	60	68	19	85	-	7.3	
CD110402.5072240	BT50-BSA72-240			240	205		68			-	8.5	
CD110402.5072285	BT50-BSA72-285			285	250		68			-	9.6	
CD110402.5072320	BT50-BSA72-320			320	285		68			-	9.7	
CD110402.5090210	BT50-BSA90-210	90	125	210	175	75	74	110	-	8.6		
CD110402.5090250	BT50-BSA90-250			250	215		76		-	9.8		
CD110402.5090300	BT50-BSA90-300			300	265		76		-	11.1		
CD110402.50105195	BT50-BSA105-195	2	105	160	195	160	90	76	25	130	-	8.6
CD110402.50105285	BT50-BSA105-285	1			285	250		76			-	11.6



## 数控刀柄系列 CNC TOOL SYSTEMS

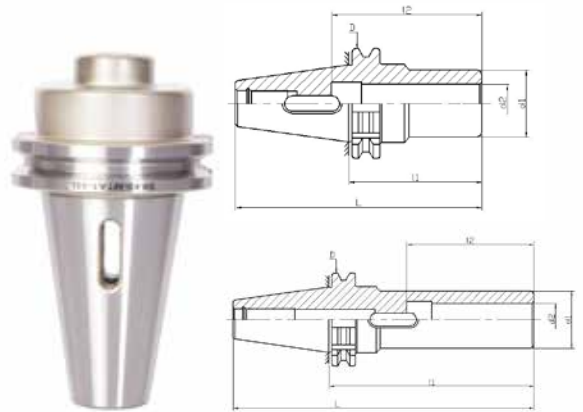
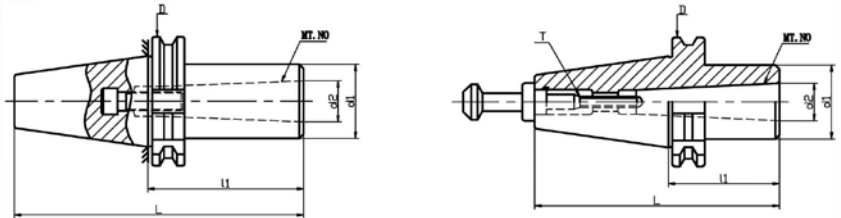
### CD1104-03 BT30/40/50 -DCA侧铣刀柄 END MILL HOLDER



订货号 Order No.	型号 Model No.	L	L1	L2	L3	d2	d3	K	H	T	KGS
CD0110403.3010060	BT30-DCA10-60	155.4	60	12	30	18	18	-	-	M8x1.25P	0.8
CD0110403.3016060	BT30-DCA16-60	155.4	60	16	30	26	26	4	17.7	M14x1.5P	1.0
CD0110403.3022060	BT30-DCA22-60	160.4	60	22	30	34	34	6	24.3	M20x1.5P	1.2
CD0110403.3022075	BT30-DCA22-75	175.4	75	22	30	34	34	6	24.3	M20X1.5P	1.4
CD0110403.4016060	BT40-DCA16-60	171.4	60	16	30	26	26	4	17.7	M14x1.5P	1.5
CD0110403.4022060	BT40-DCA22-60	177.4	60	22	30	34	34	6	24.3	M20x1.5P	1.6
CD0110403.4022075	BT40-DCA22-75	192.4	75	22	30	34	34	6	24.3	M20x1.5P	1.7
CD0110403.4022120	BT40-DCA22-120	237.4	120	22	30	34	34	6	24.3	M20x1.5P	2.0
CD0110403.4027075	BT40-DCA27-75	198.4	75	28	30	41	40	7	30	M24x1.5P	2.1
CD0110403.4027120	BT40-DCA27-120	243.4	120	28	30	41	40	7	30	M24X1.5P	2.5
CD0110403.4032090	BT40-DCA32-90	217.4	90	32	30	47	47	8	35.5	M30x1.5P	2.6
CD0110403.4023075	BT40-DCA22.22-75	192.4	75	22	30	34	34	3.18	24.6	M20x1.5P	1.7
CD0110403.4023120	BT40-DCA22.22-120	237.4	120	22	30	34	34	3.18	24.6	M20X1.5P	2.0
CD0110403.4025075	BT40-DCA25.40-75	198.4	75	28	30	41	40	6.35	28.4	M24x1.5P	2.0
CD0110403.4025120	BT40-DCA25.40-120	243.4	120	28	30	41	40	6.35	28.4	M24X1.5P	2.4
CD0110403.4033090	BT40-DCA31.75-90	217.4	90	32	30	47	47	7.93	34.8	M30x1.5P	2.6
CD0110403.5022090	BT50-DCA22-90	243.8	90	22	30	34	34	6	24.3	M20x1.5P	4.4
CD0110403.5022135	BT50-DCA22-135	288.8	135	22	30	34	34	6	24.3	M20X1.5P	4.7
CD0110403.5022180	BT50-DCA22-180	333.8	180	22	30	34	34	6	24.3	M20X1.5P	4.7
CD0110403.5027090	BT50-DCA27-90	249.8	90	28	30	41	40	7	30	M24x1.5P	4.6
CD0110403.5027135	BT50-DCA27-135	294.8	135	28	30	41	40	7	30	M24x1.5P	5.0
CD0110403.5027180	BT50-DCA27-180	339.8	180	28	30	41	40	7	30	M24X1.5P	5.5
CD0110403.5032090	BT50-DCA32-90	253.8	90	32	30	47	47	8	35	M30x1.5P	4.7
CD0110403.5032135	BT50-DCA32-135	298.8	135	32	30	47	47	8	35	M30x1.5P	5.2
CD0110403.5032180	BT50-DCA32-180	343.8	180	32	30	47	47	8	35	M30X1.5P	5.7
CD0110403.5040090	BT50-DCA40-90	261.8	90	40	30	55	55	10	43.7	M36x2.0P	5.0
CD0110403.5040135	BT50-DCA40-135	306.8	135	40	30	55	55	10	43.7	M36x2.0P	6.0
CD0110403.5040180	BT50-DCA40-180	351.8	180	40	30	55	55	10	43.7	M36X2.0P	7
CD0110403.5023090	BT50-DCA22.22-90	243.8	90	22	30	34	34	3.18	24.6	M20x1.5P	4.4
CD0110403.5023135	BT50-DCA22.22-135	288.8	135	22	30	34	34	3.18	24.6	M20x1.5P	4.7
CD0110403.5025090	BT50-DCA25.40-90	249.8	90	28	30	41	40	6.35	28.4	M24x1.5P	4.5
CD0110403.5025135	BT50-DCA25.40-135	294.8	135	28	30	41	40	6.35	28.4	M24x1.5P	4.9
CD0110403.5033090	BT50-DCA31.75-90	253.8	90	32	30	47	47	7.93	34.8	M30x1.5P	4.7
CD0110403.5033135	BT50-DCA31.75-135	298.8	135	32	30	47	47	7.93	34.8	M30x1.5P	5.2
CD0110403.5038090	BT50-DCA38.10-90	261.8	90	40	30	55	55	9.525	42.4	M36x2.0P	4.9
CD0110403.5038135	BT50-DCA38.10-135	306.8	135	40	30	55	55	9.525	42.4	M36x2.0P	5.9

**数控刀柄系列 CNC TOOL SYSTEMS**
**CD1105-01 SK ( DIN69871、JT、DAT或DV ) -MTA 莫氏变径套 MORSE TAPER HOLDER**

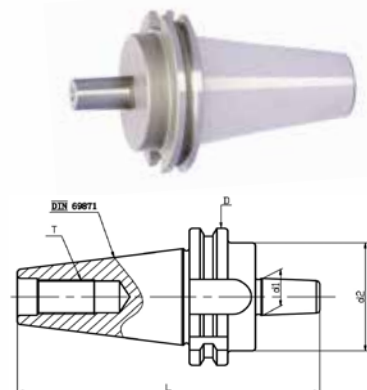
订货号 Order No.	型号 Model No.	L	L2	D	d1	d2	KGS
CD110501.3001050	SK30-MTA1-50	97.8	56	50	25	12.065	0.55
CD110501.3002060	SK30-MTA2-60	117.8	67		32	17.780	0.80
CD110501.3003075	SK30-MTA3-75	122.8	84		40	23.825	1.00
CD110501.4001050	SK40-MTA1-50	118.4	56	63.55	25	12.065	1.20
CD110501.4002050	SK40-MTA2-50	118.4	67		32	17.780	1.00
CD110501.4003070	SK40-MTA3-70	138.4	84		40	23.825	1.10
CD110501.4004095	SK40-MTA4-95	163.4	107	97.50	48	31.267	1.35
CD110501.5001045	SK50-MTA1-45	146.75	56		25	12.065	3.00
CD110501.5002060	SK50-MTA2-60	161.75	67		32	17.780	3.10
CD110501.5003065	SK50-MTA3-65	166.75	84	97.50	40	23.825	3.20
CD110501.5004095	SK50-MTA4-95	196.75	107		48	31.267	3.40
CD110501.5005105	SK50-MTA5-105	206.75	133		63	44.399	3.60


**CD1105-02 SK ( DIN69871、JT、DAT或DV ) -MTB 后拉式莫氏变径套 MORSE TAPER HOLDER**


订货号 Order No.	型号 Model No.	L	l1	D	d1	d2	T	KGS
CD110502.3001045	SK30-MTB1-45	93.4	45	50	25	12.065	M6	0.48
CD110502.3002060	SK30-MTB2-60	108.4	60	50	32	17.78	M10	0.79
CD110502.4002050	SK40-MTB2-50	115.4	50	63.55	32	17.78	M10	0.97
CD110502.4003075	SK40-MTB3-75	140.4	75	63.55	40	23.825	M12	1.1
CD110502.4004090	SK40-MTB4-90	155.4	90	63.55	48	31.267	M16	1.26
CD110502.5002045	SK50-MTB2-45	146.8	45	97.5	32	17.78	M12	2.74
CD110502.5003060	SK50-MTB3-60	161.8	60	97.5	40	23.825	M12	2.98
CD110502.5004075	SK50-MTB4-75	176.8	75	97.5	48	31.267	M16	3.1

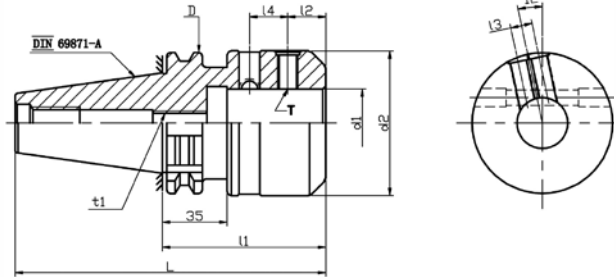
**CD1105-03 SK ( DIN69871、JT、DAT或DV ) 钻接杆刀柄 DRILL CHUCK HOLDER**

订货号 Order No.	型号 Model No.	L	D	d1	d2	T	KGS
CD110503.3012040	SK30-B12-40	106.3	50	12.065	45	M12X1.75P	0.70
CD110503.3016040	SK30-B16-40	111.8		15.733			0.85
CD110503.3006040	SK30-JT6-40	111.8		17.170			0.90
CD110503.4012040	SK40-B12-40	126.9	63.55	12.065	50	M16X2.0P	1.25
CD110503.4016040	SK40-B16-40	132.4		15.733			1.30
CD110503.4018040	SK40-B18-40	140.4		17.780			1.40
CD110503.4006040	SK40-JT6-40	132.4		17.170			1.30
CD110503.5012040	SK50-B12-40	160.25	97.50	12.065	80	M24X3.0P	3.10
CD110503.5016040	SK50-B16-40	165.75		15.733			3.20
CD110503.5018040	SK50-B18-40	173.75		17.780			3.30
CD110503.5006045	SK50-JT6-45	165.75		17.170			3.40
CD110503.5006050	SK50-JT6-50	170.75		17.170			3.50



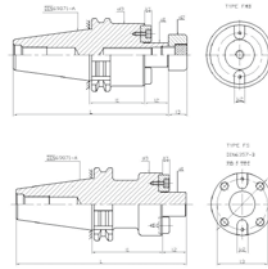
## 数控刀柄系列 CNC TOOL SYSTEMS

### 侧固式立铣刀柄 END MILL HOLDER

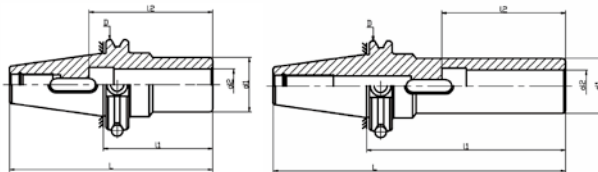



刀柄精做动平衡 Precision dynamic balancing  
 G6.3 12000rpm/18000rpm

订货号 Order No.	型号 Model No.	L1	L2	L4	t1	d2	T	KGS
CD110601.3006050	SK30-SLN6-50	50	18	-	M5	25	M6X1.0P	0.73
CD110601.3006060	SK30-SLN6-60	60	18		M5	25	M6X1.0P	0.8
CD110601.3008050	SK30-SLN8-50	50	18		M6	28	M8X1.25P	0.80
CD110601.3008060	SK30-SLN8-60	60	18		M6	28	M8X1.25P	0.83
CD110601.3010050	SK30-SLN10-50	50	20		M8	35	M10X1.5P	0.90
CD110601.3010060	SK30-SLN10-60	60	20		M8	35	M10X1.5P	1.0
CD110601.3012050	SK30-SLN12-50	50	22.5		M10	42	M12X1.75P	0.90
CD110601.3012060	SK30-SLN12-60	60	22.5		M10	42	M12X1.75P	1.0
CD110601.3016063	SK30-SLN16-63	63	24		M12	48	M14X2.0P	1.10
CD110601.3020063	SK30-SLN20-63	63	20		M16	52	M16X2.0P	3.50
CD110601.3025080	SK30-SLN25-80	80	25	25	M20	65	M18X2.0P	4.20
CD110601.4006050	SK40-SLN6-50	50	18	-	M5	25	M6X1.0P	0.85
CD110601.4008050	SK40-SLN8-50	50	18		M6	28	M8X1.25P	1.00
CD110601.4010050	SK40-SLN10-50	50	20		M8	35	M10X1.5P	1.10
CD110601.4010063	SK40-SLN10-63	63	20		M8	35	M10X1.5P	1.3
CD110601.4010100	SK40-SLN10-100	100	20		M8	35	M10X1.5P	1.4
CD110601.4010150	SK40-SLN10-150	150	20		M8	35	M10X1.5P	1.5
CD110601.4012050	SK40-SLN12-50	50	22.5		M10	42	M12X1.75P	1.15
CD110601.4012100	SK40-SLN12-100	100	22.5		M10	42	M12X1.75P	1.3
CD110601.4012150	SK40-SLN12-150	150	22.5		M10	42	M12X1.75P	1.5
CD110601.4016063	SK40-SLN16-63	63	24		M12	48	M14X2.0P	1.40
CD110601.4016100	SK40-SLN16-100	100	24	M12	48	M14X2.0P	1.5	
CD110601.4016150	SK40-SLN16-150	150	24	M12	48	M14X2.0P	1.6	
CD110601.4020063	SK40-SLN20-63	63	25	M16	52	M16X2.0P	1.30	
CD110601.4020100	SK40-SLN20-100	100	25	M16	52	M16X2.0P	1.5	
CD110601.4020150	SK40-SLN20-150	150	25	M16	52	M16X2.0P	1.8	
CD110601.4025090	SK40-SLN25-90	90	24	25	M20	65	M18X2.0P	2.40
CD110601.4025100	SK40-SLN25-100	100	24		M20	65	M18X2.0P	2.6
CD110601.4032100	SK40-SLN32-100	100	24	28	M20	72	M20X2.0P	2.70
CD110601.4040120	SK40-SLN40-120	120	30	32	M20	90	M20X2.0P	3.0
CD110601.5006063	SK50-SLN6-63	63	18	-	M5	25	M6X1.0P	3.10
CD110601.5008063	SK50-SLN8-63	63	18		M6	28	M8X1.25P	3.5
CD110601.5010063	SK50-SLN10-63	63	20		M8	35	M10X1.5P	3.30
CD110601.5012063	SK50-SLN12-63	63	22.5		M10	42	M12X1.75P	3.50
CD110601.5016063	SK50-SLN16-63	63	24		M12zz	48	M14X2.0P	3.45
CD110601.5020063	SK50-SLN20-63	63	25		M16	52	M16X2.0P	3.50
CD110601.5025080	SK50-SLN25-80	80	24	25	M20	65	M18X2.0P	4.20
CD110601.5032100	SK50-SLN32-100	100	24	28	M20	72	M20X2.0P	5.00
CD110601.5040100	SK50-SLN40-100	100	30	32	M20	90	M20X2.0P	5.60
CD110601.5040150	SK50-SLN40-150	150	30		M20	90	M20X2.0P	6.0
CD110601.5040250	SK50-SLN40-250	250	30		M20	90	M20X2.0P	6.5
CD110601.5042100	SK50-SLN42-100	100	30		M20	90	M20X2.0P	5.70
CD110601.5042120	SK50-SLN42-120	120	30		M20	90	M20X2.0P	7.0
CD110601.5050125	SK50-SLN50-125	125	35	35	M20	125	M20X2.0P	6.2
CD110601.5063150	SK50-SLN63-150	150	40	40	M20	125	M20X2.0P	6.2

**数控刀柄系列 CNC TOOL SYSTEMS**
**CD1107-01 SK(DIN69871、JT、DAT或DV) 平面铣刀柄 FACE MILL HOLDER**


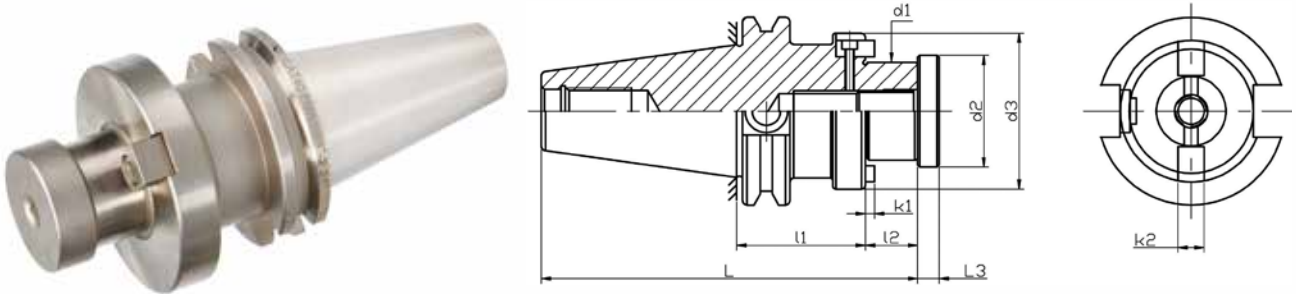
订货号 Order No.	型号 Model No.	L	l2	l3	d2	d3	k1	k2	KGS
CD110701.3022035	SK30-FMB22-35	100.8	18	14	26	48	4.8	10	1.00
CD110701.3022045	SK30-FMB22-45	110.8	18	14	26	48	4.8	10	1.1
CD110701.3027035	SK30-FMB27-35	102.8	20	16	31.5	58	5.8	12	1.05
CD110701.3027045	SK30-FMB27-45	112.8	20	16	31.5	58	5.8	12	1.1
CD110701.4022035	SK40-FMB22-35	121.4	18	14	26	48	4.8	10	1.20
CD110701.4022045	SK40-FMB22-45	131.4	18	14	26	48	4.8	10	1.25
CD110701.4022060	SK40-FMB22-60	146.4	18	14	26	48	4.8	10	1.4
CD110701.4022090	SK40-FMB22-90	176.4	18	14	26	48	4.8	10	1.6
CD110701.4022100	SK40-FMB22-100	186.4	18	14	26	48	4.8	10	1.7
CD110701.4022150	SK40-FMB22-150	236.4	18	14	26	48	4.8	10	1.9
CD110701.4027060	SK40-FMB27-60	148.4	20	16	31.5	58	5.8	12	1.8
CD110701.4032060	SK40-FMB32-60	150.4	22	16	41	66	6.8	14	2.3
CD110701.4040060	SK40-FMB40-60	153.4	25	20.5	48	80	8.3	16	2.8
CD110701.5022035	SK50-FMB22-35	154.75	18	14	26	48	4.8	10	3.4
CD110701.5027035	SK50-FMB27-35	156.75	20	16	31.5	58	5.8	12	3.5
CD110701.5032035	SK50-FMB32-35	158.75	22	16	41	66	6.8	14	3.7
CD110701.5040050	SK50-FMB40-50	189.75	25	20.5	48	80	8.3	16	4.7
CD110701.5050060	SK50-FMB50-60	211.75	30	25	68	95	9.7	19	5.8
CD110701.4040060	SK40-FMB40F-60	158.4	30	66.7	M12	89	8.3	15.9	2.9
CD110701.5040060	SK50-FMB40F-60	191.75	30	66.7	M12	89	8.3	15.9	5.3
CD110701.5040070	SK50-FMB40F-70	201.75	30	66.7	M12	89	8.3	15.9	5.5
CD110701.5060070	SK50-FMB60F-70	211.75	40	101.6	M16	129	12.5	25.4	5.7
CD110701.4040061	SK40-FS40-60	154.4	26	66.7	M12	110	8.3	16	3.2
CD110701.5040061	SK50-FS40-60	201.75	26	66.7	M12	110	8.3	16	5.4
CD110701.5040071	SK50-FS40-70	211.75	26	66.7	M12	110	8.3	16	5.7

**CD1108-01 CAT 莫氏变径套 CAT MORSE TAPER HOLDER**


订货号 Order No.	型号 Model No.	L	l1	D	d1	d2	KGS
CD110801.4001041	CAT40-MTA1-1.60 "	4.287 "	2.205 "	2.5 "	1 "	0.475 "	1.3
CD110801.4002051	CAT40-MTA2-2.00 "	4.687 "	2.638 "		1.25 "	0.7 "	1.5
CD110801.4003070	CAT40-MTA3-2.75 "	5.437 "	3.307 "		1.55 "	0.938 "	1.8
CD110801.4004095	CAT40-MTA4-3.75 "	6.437 "	4.213 "		1.75 "	1.23 "	2.4
CD110801.5001051	CAT50-MTA1-2.00 "	6 "	2.205 "	3.875 "	1 "	0.475 "	1.05
CD110801.5002051	CAT50-MTA2-2.00 "	6 "	2.638 "		1.25 "	0.7 "	4.4
CD110801.5003064	CAT50-MTA3-2.50 "	6.5 "	3.307 "		1.55 "	0.938 "	4.5
CD110801.5004084	CAT50-MTA4-3.30 "	7.3 "	4.213 "		1.75 "	1.23 "	4.9
CD110801.5005104	CAT50-MTA5-4.10 "	8.1 "	5.236 "		2.48 "	1.748 "	5.15

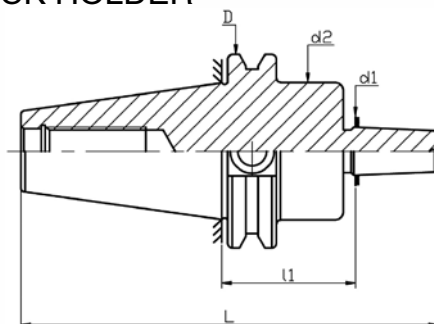
## 数控刀柄系列 CNC TOOL SYSTEMS

### CD1108-02 CAT平面铣刀柄 CAT FACE MILL HOLDER

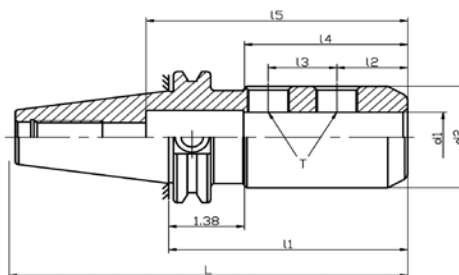


订货号 Order No.	型号 Model No.	L	l2	l3	d2	d3	k1	k2	KGS
CD110802.4019038	CAT40-FMA3/4" -1.5"	4.744"	0.687"	0.512"	0.925"	1.69"	0.188"	0.3125"	1.5
CD110802.4025052	CAT40-FMA1" -2.06"	5.434"	0.687"	0.63"	1.240"	2.19"	0.188"	0.375"	2.4
CD110802.4032056	CAT40-FMA1-1/4" -2.21"	5.584"	0.687"	0.63"	1.614"	2.75"	0.25"	0.5"	2.6
CD110802.4038056	CAT40-FMA1-1/2" -2.21"	5.835"	0.938"	0.807"	1.752"	3.81"	0.349"	0.625"	2.7
CD110802.5019038	CAT50-FMA3/4" -1.5"	6.187"	0.687"	0.512"	0.925"	1.69"	0.188"	0.3125"	4.2
CD110802.5025051	CAT50-FMA1" -2"	6.687"	0.687"	0.63"	1.24"	2.19"	0.188"	0.375"	4.5
CD110802.5032038	CAT50-FMA1-1/4" -1.5"	6.187"	0.687"	0.63"	1.614"	2.75"	0.25"	0.5"	4.7
CD110802.5038061	CAT50-FMA1-1/2" -2.4"	7.338"	0.938"	0.807"	1.752"	3.81"	0.349"	0.625"	5
CD110802.5038102	CAT50-FMA1-1/2" -4"	8.938"	0.938"	0.807"	1.752"	3.81"	0.349"	0.625"	5.2
CD1108025038152	CAT50-FMA1-1/2" -6"	10.938"	0.938"	0.807"	1.752"	3.81"	0.349"	0.625"	5.3
CD110802.5038203	CAT50-FMA1-1/2" -8"	12.938"	0.938"	0.807"	1.752"	3.81"	0.349"	0.625"	5.4
CD110802.5038305	CAT50-FMA1-1/2" -12"	14.938"	0.938"	0.807"	1.752"	3.81"	0.349"	0.625"	5.8
CD110802.5038381	CAT50-FMA1-1/2" -15"	17.938"	0.938"	0.807"	1.752"	3.81"	0.349"	0.625"	6.2
CD110802.5051061	CAT50-FMA2" -2.4"	7.338"	0.938"	0.807"	2.5"	4.88"	0.384"	0.75"	5.4
CD110802.5025101	CAT50-FMA1"-4"	8.687"	0.687"	0.63"	1.1875"	2.19"	0.188"	0.375"	4.7
CD110802.5025152	CAT50-FMA1"-6"	10.687"	0.687"	0.63"	1.1875"	2.19"	0.188"	0.375"	4.9
CD110802.5025178	CAT50-FMA1"-7"	11.681"	0.687"	0.63"	1.1875"	2.19"	0.188"	0.375"	5.0
CD110802.5025254	CAT50-FMA1"-10"	14.687"	0.687"	0.63"	1.1875"	2.19"	0.188"	0.375"	5
CD110802.5025305	CAT50-FMA1"-12"	16.875"	0.687"	0.63"	1.1875"	2.19"	0.188"	0.375"	5.2
CD110802.5025381	CAT50-FMA1"-15"	19.687"	0.687"	0.63"	1.1875"	2.19"	0.188"	0.375"	5.5
CD110802.5032102	CAT50-FMA1-1/4"-4"	8.687"	0.687"	0.63"	1.614"	2.75"	0.25"	0.5"	5.1
CD110802.5032152	CAT50-FMA1-1/4"-6"	10.687"	0.687"	0.63"	1.614"	2.75"	0.25"	0.5"	5.2
CD110802.5032203	CAT50-FMA1-1/4"-8"	12.687"	0.687"	0.63"	1.614"	2.75"	0.25"	0.5"	5.3
CD110802.5032229	CAT50-FMA1-1/4"-9"	13.687"	0.687"	0.63"	1.614"	2.75"	0.25"	0.5"	5.4
CD110802.5032305	CAT50-FMA1-1/4"-12"	16.687"	0.687"	0.63"	1.614"	2.75"	0.25"	0.5"	5.5
CD110802.5032381	CAT50-FMA1-1/4"-15"	19.687"	0.687"	0.63"	1.614"	2.75"	0.25"	0.5"	5.6
CD110802.5019100	CAT50-FMA3/4"-4"	8.687"	0.687"	0.512"	0.925"	1.69"	0.188"	0.3125"	4.2
CD110802.5019152	CAT50-FMA3/4"-6"	10.687"	0.687"	0.512"	0.925"	1.69"	0.188"	0.3125"	4.5
CD110802.5019203	CAT50-FMA3/4"-8"	12.687"	0.687"	0.512"	0.925"	1.69"	0.188"	0.3125"	4.7
CD110802.5019229	CAT50-FMA3/4"-9"	13.687"	0.687"	0.512"	0.925"	1.69"	0.188"	0.3125"	4.8
CD110802.5019254	CAT50-FMA3/4"-10"	14.687"	0.687"	0.512"	0.925"	1.69"	0.188"	0.3125"	4.8
CD110802.5019305	CAT50-FMA3/4"-12"	16.687"	0.687"	0.512"	0.925"	1.69"	0.188"	0.3125"	5
CD110802.5019381	CAT50-FMA3/4"-15"	19.687"	0.687"	0.512"	0.925"	1.69"	0.188"	0.3125"	5.3



**数控刀柄系列 CNC TOOL SYSTEMS**
**CD1108-03 CAT 钻接杆刀柄 CAT DRILL CHUCK HOLDER**


订货号 Order No.	型号 Model No.	L	D	d1	d2	T	KGS
CD110803.4002040	CAT40-JT2-1.57 "	5.132 "	2.5 "	0.559 "	1.75 "	5/8 " -11	1.25
CD110803.4006040	CAT40-JT6-1.57 "	5.569 "		0.676 "			
CD110803.4033040	CAT40-JT33-1.57 "	5.569 "		0.624 "			
CD110803.5002040	CAT50-JT2-1.57 "	6.445 "	3.875 "	0.559 "	2.75 "	1 " -8	3.65
CD110803.5006040	CAT50-JT6-1.57 "	6.57 "		0.676 "			
CD110803.5033040	CAT50-JT 33-1.57 "	6.57 "		0.624 "			

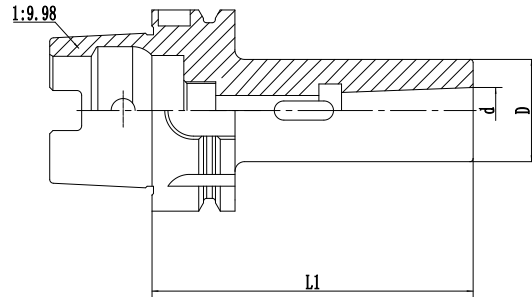
**CD1108-04 CAT/SLN 侧固式立铣刀柄 CAT/SLN END MILL HOLDER**


●精做动平衡 Precision dynamic balancing  
 G6.3 12000rpm/18000rpm

订货号 Order No.	型号 Model No.	L	l2	l3	l4	l5	d2	T	KGS	
CD110804.4003060	CAT40-SLN1/8 " -2.375 "	5.062 "	0.37 "	-	0.787 "	4.1 "	0.69 "	3/16 " -24	1.15	
CD110804.4005063	CAT40-SLN3/16 " -2.5 "	5.187 "	0.562 "		0.984 "	2.5 "	0.69 "	1/4 " -28	1.20	
CD110804.4006076	CAT40-SLN1/4 " -3 "	5.687 "	0.63 "		1.38 "	2.5 "	0.78 "	1/4 " -28	1.15	
CD110804.4008076	CAT40-SLN5/16 " -3 "		0.63 "		1.38 "	4.1 "	0.88 "	5/16 " /24	1.20	
CD110804.4010076	CAT40-SLN3/8 " -3 "		0.75 "		1.535 "	2.5 "	1 "	3/8 " -24	1.25	
CD110804.4013076	CAT40-SLN1/2 " -3 "	0.875 "	1.732 "		2.7 "	1.25 "	7/16 " -20	1.40		
CD110804.4016076	CAT40-SLN5/8 " -3 "	0.937 "	1.85 "		3.6 "	1.5 "	1/2 " -20	1.50		
CD110804.4020076	CAT40-SLN3/4 " -3 "	6.187 "	1 "	1.929 "	3.9 "	1.75 "	5/8 " -18	1.65		
CD110804.4022089	CAT40-SLN7/8 " -3.5 "	6.687 "	1.063 "	1 "	2.36 "	4.2 "	1.88 "	5/8 " -18	2.55	
CD110804.4025102	CAT40-SLN1 " -4 "		1.125 "		2.559 "	4.4 "	2 "	3/4 " -16	2.80	
CD110804.4064117	CAT40-SLN1-1/4 " -4.6 "		7.287 "		1.125 "	2.559 "	4.0 "	2.5 "	3/4 " -16	2.90
CD110804.4013114	CAT40-SLN1-1/2 " -4.5 "	7.187 "	1.125 "	-	2.56 "	3.0 "	2.5 "	3/4 " -16	3.20	
CD110804.5064102	CAT50-SLN1/4 " -4 "	8 "	0.63 "		1.378 "	3.4 "	0.78 "	1/4 " -28	3.95	
CD110804.5079102	CAT50-SLN5/16 " -4 "		0.63 "		1.378 "	4.9 "	0.88 "	5/16 " -24	3.95	
CD110804.5095102	CAT50-SLN3/8 " -4 "		0.781 "		1.535 "	3.4 "	1 "	3/8 " -24	4.00	
CD110804.5013102	CAT50-SLN1/2 " -4 "	0.875 "	1.732 "		3.5 "	1.25 "	7/16 " -20	4.15		
CD110804.5016102	CAT50-SLN5/8 " -4 "	0.937 "	1.85 "		4.6 "	1.5 "	1/2 " -20	4.30		
CD110804.5020102	CAT50-SLN3/4 " -4 "	1 "	1.929 "		4.6 "	1.75 "	5/8 " -18	4.35		
CD110804.5022102	CAT50-SLN7/8 " -4 "	8.6 "	1.063 "		0.875 "	2.362 "	4.2 "	1.88 "	5/8 " -18	5.30
CD110804.5025102	CAT50-SLN1 " -4 "		1.125 "			2.56 "	4.4 "	2 "	3/4 " -16	5.50
CD110804.5032102	CAT50-SLN1-1/4 " -4 "		1.125 "			2.756 "	4 "	2.5 "	3/4 " -16	5.65
CD110804.5038117	CAT50-SLN1-1/2 " -4.6 "	8.6 "	1.125 "	1 "	2.756 "	4 "	2.5 "	3/4 " -16	5.70	
CD110804.5051152	CAT50-SLN1 " -6 "	10 "	1.335 "		1.41 "	3.347 "	5 "	3.75 "	3/4 " -16	5.90
CD110804.5025152	CAT50-SLN1 " -6 "	10 "	1.125 "		1 "	2.56 "	4.4 "	2 "	3/4 " -16	5.50
CD110804.5020152	CAT50-SLN3/4 " -6 "	10 "	1.125 "		1 "	1.929 "	4.6 "	1.75 "	5/8 " -18	4.50
CD110804.5032152	CAT50-SLN1-1/4 " -6 "	10 "	1.125 "	1 "	2.756 "	4.3 "	2.5 "	3/4 " -16	5.80	

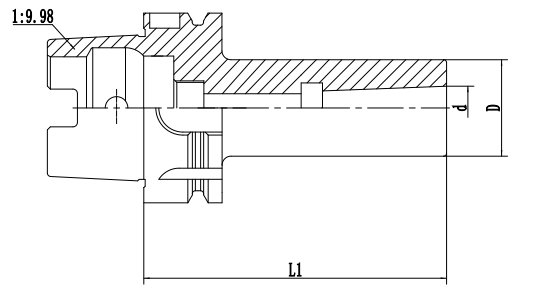
## 数控刀柄系列 CNC TOOL SYSTEMS

### CD1109-01 HSK莫氏变径套 HSK MORSE TAPER SLEEVE(TYPE A)

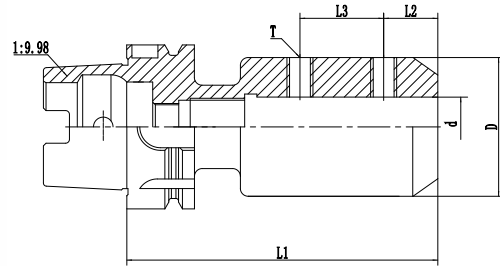


订货号 Order No.	型号 Model No.	柄部 Shank	d	D	L1	KGS
CD110901.6301100	HSK63A-MTA1-100	HSK63A	12.065	25	100	1.9
CD110901.6302120	HSK63A-MTA2-120	HSK63A	17.78	32	120	2
CD110901.6303140	HSK63A-MTA3-140	HSK63A	23.825	40	140	2.2
CD110901.6304160	HSK63 A-MTA4-160	HSK63A	31.267	48	160	2.5
CD110901.1001110	HSK100A-MTA1-110	HSK100A	12.065	25	110	3.4
CD110901.1002120	HSK100A-MTA2-120	HSK100A	17.78	32	120	3.8
CD110901.1003150	HSK100A-MTA3-150	HSK100A	23.825	40	150	4
CD110901.1004170	HSK100A-MTA4-170	HSK100A	31.267	48	170	4.6
CD110901.1005200	HSK100A-MTA5-200	HSK100A	44.399	63	200	5.2

### CD1109-02 HSK后拉式莫氏变径套 HSK MORSE TAPER SLEEVE(TYPE B)



订货号 Order No.	型号 Model No.	柄部 Shank	d	D	L1	KGS
CD110902.6301100	HSK63A-MTB1-100	HSK63A	12.065	25	100	1.8
CD110902.6302120	HSK63A-MTB2-120	HSK63A	17.78	32	120	1.9
CD110902.6303140	HSK63A-MTB3-140	HSK63A	23.825	40	140	2.1
CD110902.6304160	HSK63A-MTB4-160	HSK63A	31.267	48	160	2.4
CD110902.1001110	HSK100A-MTB1-110	HSK100A	12.065	25	110	3.3
CD110902.1002120	HSK100A-MTB2-120	HSK100A	17.78	32	120	3.7
CD110902.1003150	HSK100A-MTB3-150	HSK100A	23.825	40	150	3.9
CD110902.1004170	HSK100A-MTB4-170	HSK100A	31.267	48	170	4.5
CD110902.1005200	HSK100A-MTB5-200	HSK100A	44.399	63	200	5.1

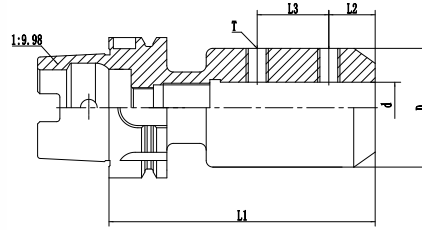
**数控刀柄系列 CNC TOOL SYSTEMS**
**CD1109-03 HSK63A 侧固式立铣刀柄 END MILL HOLDER**


●精做动平衡 Precision dynamic balancing  
 G6.3 12000/18000rpm

订货号 Order No.	型号 Model No.	柄部 Shank	d	D	L1	L2	L3	T	KGS
CD110903.6306065	HSK63A-SLN6-65	HSK63A	6	25	65	18		M6X1	0.9
CD110903.6306100	HSK63A-SLN6-100	HSK63A	6	25	100				0.9
CD110903.6306120	HSK63A-SLN6-120	HSK63A	6	25	120				0.97
CD110903.6306160	HSK63A-SLN6-160	HSK63A	6	25	160				1.11
CD110903.6308065	HSK63A-SLN8-65	HSK63A	8	28	65	18		M8X1.25	0.9
CD110903.6308100	HSK63A-SLN8-100	HSK63A	8	28	100				0.97
CD110903.6308120	HSK63A-SLN8-120	HSK63A	8	28	120				1.06
CD110903.6308160	HSK63A-SLN8-160	HSK63A	8	28	160				1.24
CD110903.6310065	HSK63A-SLN10-65	HSK63A	10	35	65	20		M10X1.5	1
CD110903.6310100	HSK63A-SLN10-100	HSK63A	10	35	100				1.15
CD110903.6310120	HSK63A-SLN10-120	HSK63A	10	35	120				1.3
CD110903.6310160	HSK63A-SLN10-160	HSK63A	10	35	160				1.6
CD110903.6312080	HSK63A-SLN12-80	HSK63A	12	42	80	22.5		M12X1.75	1.16
CD110903.6312100	HSK63A-SLN12-100	HSK63A	12	42	100				1.35
CD110903.6312120	HSK63A-SLN12-120	HSK63A	12	42	120				1.54
CD110903.6312160	HSK63A-SLN12-160	HSK63A	12	42	160				1.92
CD110903.6314080	HSK63A-SLN14-80	HSK63A	14	44	80	22.5		M12X1.75	1.2
CD110903.6314100	HSK63A-SLN14-100	HSK63A	14	44	100				1.42
CD110903.6314120	HSK63A-SLN14-120	HSK63A	14	44	120				1.63
CD110903.6314160	HSK63A-SLN14-160	HSK63A	14	44	160				2.05
CD110903.6316080	HSK63A-SLN16-80	HSK63A	16	48	80	24		M14X2	1.3
CD110903.6316100	HSK63A-SLN16-100	HSK63A	16	48	100				1.57
CD110903.6316120	HSK63A-SLN16-120	HSK63A	16	48	120				1.84
CD110903.6316160	HSK63A-SLN16-160	HSK63A	16	48	160				2.39
CD110903.6318080	HSK63A-SLN18-80	HSK63A	18	50	80	24		M14X2	1.8
CD110903.6318100	HSK63A-SLN18-100	HSK63A	18	50	100				1.63
CD110903.6318120	HSK63A-SLN18-120	HSK63A	18	50	120				1.93
CD110903.6318160	HSK63A-SLN18-160	HSK63A	18	50	160				2.53
CD110903.6320080	HSK63A-SLN20-80	HSK63A	20	52	80	25		M16X2	1.8
CD110903.6320120	HSK63A-SLN20-120	HSK63A	20	52	120				2.02
CD110903.6320160	HSK63A-SLN20-160	HSK63A	20	52	160				2.67
CD110903.6325110	HSK63A-SLN25-110	HSK63A	25	64	110	24	25	M18X2	2.5
CD110903.6325160	HSK63A-SLN25-160	HSK63A	25	64	160				3.62
CD110903.6332110	HSK63A-SLN32-110	HSK63A	32	72	110	24	28	M20X2	2.7
CD110903.6332120	HSK63A-SLN32-120	HSK63A	32	72	120				2.85
CD110903.6332160	HSK63A-SLN32-160	HSK63A	32	72	160				4.12
CD110903.6340125	HSK63A-SLN40-125	HSK63A	40	80	125	30	32	M20X2	3.31

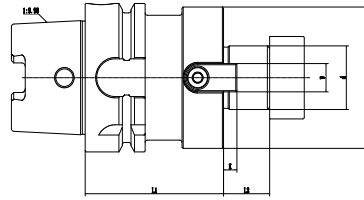
## 数控刀柄系列 CNC TOOL SYSTEMS

### CD1109-04 HSK100A 侧固式立铣刀柄 END MILL HOLDER



●精做动平衡 Precision dynamic balancing  
 G6.3 12000/18000rpm

订货号 Order No.	型号 Model No.	柄部 Shank	d	D	L1	L2	L3	T	KGS	
CD110904.1006080	HSK100A-SLN6-80	HSK100A	6	25	80	18	-	M6X1	2.16	
CD110904.1006160	HSK100A-SLN6-160	HSK100A	6	25	160				2.4	
CD110904.1008080	HSK100A-SLN8-80	HSK100A	8	28	80			M8X1.25	2.2	
CD110904.1008160	HSK100A-SLN8-160	HSK100A	8	28	160				2.52	
CD110904.1010080	HSK100A-SLN10-80	HSK100A	10	35	80	20	-	M10X1.5	2.33	
CD110904.1010160	HSK100A-SLN10-160	HSK100A	10	35	160				2.86	
CD110904.1012080	HSK100A-SLN12-80	HSK100A	12	42	80	22.5	-	M12X1.75	2.49	
CD110904.1012160	HSK100A-SLN12-160	HSK100A	12	42	160				3.27	
CD110904.1014080	HSK100A-SLN14-80	HSK100A	14	44	80				M12X1.75	2.53
CD110904.1014160	HSK100A-SLN14-160	HSK100A	14	44	160					3.37
CD110904.1016100	HSK100A-SLN16-100	HSK100A	16	48	100	24	-	M14X2	3.8	
CD110904.1016160	HSK100A-SLN16-160	HSK100A	16	48	160				3.8	
CD110904.1018100	HSK100A-SLN18-100	HSK100A	18	50	100				M14X2	2.95
CD110904.1018160	HSK100A-SLN18-160	HSK100A	18	50	160					3.81
CD110904.1020100	HSK100A-SLN20-100	HSK100A	20	52	100	25	-	M16X2	3	
CD110904.1020160	HSK100A-SLN20-160	HSK100A	20	52	160				3.94	
CD110904.1025100	HSK100A-SLN25-100	HSK100A	25	65	100	24	25	M18X2	3.45	
CD110904.1025160	HSK100A-SLN25-160	HSK100A	25	65	160				4.86	
CD110904.1025200	HSK100A-SLN25-200	HSK100A	25	65	200				5.8	
CD110904.1032100	HSK100A-SLN32-100	HSK100A	32	72	100	28	-	M20X2	3.78	
CD110904.1032160	HSK100A-SLN32-160	HSK100A	32	72	160				5.64	
CD110904.1040110	HSK100A-SLN40-110	HSK100A	40	80	110	30	32	M20X2	4.32	
CD110904.1040160	HSK100A-SLN40-160	HSK100A	40	80	160				6.22	
CD110904.1019085	HSK100A-SLN0.75"-3.35"	HSK100A	0.75"	44.45	3.15"	25.4	-	5/8-18UNF	2.51	
CD110904.1038130	HSK100A-SLN1.5"-5.125"	HSK100A	1.5"	66.55	5.125"	28.45	25.4	3/4-16UNF	3.84	

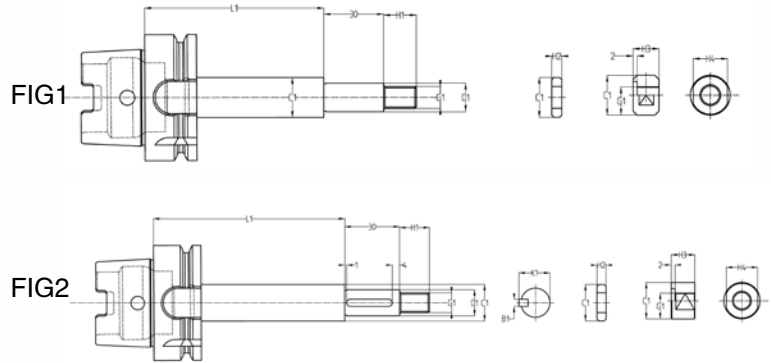
**数控刀柄系列 CNC TOOL SYSTEMS**
**CD1109-05 HSK平面铣刀柄 HSK FACE MILL HOLDER**


订货号 Order No.	型号 Model No.	柄部 Shank	d	D	L1	L2	KGS
CD110905.6316050	HSK63A-FMB16-50	HSK63A	16	38	50	17	0.85
CD110905.6316100	HSK63A-FMB16-100	HSK63A	16	38	100	17	1.28
CD110905.6316160	HSK63A-FMB16-160	HSK63A	16	38	160	17	1.79
CD110905.6322050	HSK63A-FMB22-50	HSK63A	22	48	50	18	1
CD110905.6322100	HSK63A-FMB22-100	HSK63A	22	48	100	18	1.75
CD110905.6322160	HSK63A-FMB22-160	HSK63A	22	48	160	18	2.65
CD110905.6327060	HSK63A-FMB27-60	HSK63A	27	60	60	20	1.28
CD110905.6327100	HSK63A-FMB27-100	HSK63A	27	60	100	20	2.11
CD110905.6327160	HSK63A-FMB27-160	HSK63A	27	60	160	20	3.35
CD110905.6327200	HSK63A-FMB27-200	HSK63A	27	60	200	20	3.5
CD110905.6332060	HSK63A-FMB32-60	HSK63A	32	78	60	22	1.6
CD110905.6332100	HSK63A-FMB32-100	HSK63A	32	78	100	22	3.04
CD110905.6332160	HSK63A-FMB32-160	HSK63A	32	78	160	22	5.22
CD110905.6340060	HSK63A-FMB40-60	HSK63A	40	88	60	25	1.83
CD110905.6340100	HSK63A-FMB40-100	HSK63A	40	88	100	25	3.66
CD110905.6340160	HSK63A-FMB40-160	HSK63A	40	88	160	25	6.4
CD110905.1016050	HSK100A-FMB16-50	HSK100A	16	38	50	18	2.18
CD110905.1016100	HSK100A-FMB16-100	HSK100A	16	38	100	18	2.58
CD110905.1016160	HSK100A-FMB16-160	HSK100A	16	38	160	18	3.06
CD110905.1022050	HSK100A-FMB22-50	HSK100A	22	48	50	18	2.29
CD110905.1022100	HSK100A-FMB22-100	HSK100A	22	48	100	18	2.96
CD110905.1022160	HSK100A-FMB22-160	HSK100A	22	48	160	18	3.75
CD110905.1027050	HSK100A-FMB27-50	HSK100A	27	60	50	20	2.48
CD110905.1027100	HSK100A-FMB27-100	HSK100A	27	60	100	20	3.54
CD110905.1027160	HSK100A-FMB27-160	HSK100A	27	60	160	20	4.82
CD110905.1032050	HSK100A-FMB32-50	HSK100A	32	78	50	22	2.83
CD110905.1032100	HSK100A-FMB32-100	HSK100A	32	78	100	22	4.65
CD110905.1032160	HSK100A-FMB32-160	HSK100A	32	78	160	22	6.85
CD110905.1040060	HSK100A-FMB40-60	HSK100A	40	88	60	25	3.58
CD110905.1040100	HSK100A-FMB40-100	HSK100A	40	88	100	25	5.48
CD110905.1040160	HSK100A-FMB40-160	HSK100A	40	88	160	25	8.33
CD110905.1019044	HSK100A-FMA3/4"-1.77"	HSK100A	3/4"	44.45	1.77"	17.27	2.2
CD110905.1019100	HSK100A-FMA3/4"-3.94"	HSK100A			3.94"		2.84
CD110905.1019160	HSK100A-FMA3/4"-6.3"	HSK100A			6.3"		3.55
CD110905.1025050	HSK100A-FMA1"-1.97"	HSK100A	1"	57.15	1.97"	2.43	
CD110905.1025100	HSK100A-FMA1"-3.94"	HSK100A			3.94"	3.4	



## 数控刀柄系列 CNC TOOL SYSTEMS

### CD1109-06 HSKA40/50/63/100 -DCA侧铣刀柄 END MILL HOLDER




订货号 Order No.	型号 Model No.	FIG	D1 (h6)	L1	C1	G1	H1	B1	K1	H2	H3	H4	KGS
CD110906.4013075	HSK40A-DCA13-75	1	13	75	20	M12x1.25	15	-	-	3,5,7,8,10,12	12	17	0.6
CD110906.4016075	HSK40A-DCA16-75	2	16	75	26	M14x1.5	16	4	17.2	3,5,7,8,10,12	13	22	0.7
CD110906.4022075	HSK40A-DCA22-75	2	22	75	34	M20x1.5	21	6	23.6	3,5,7,8,10,12	18	30	0.8
CD110906.4014075	HSK40A-DCA12.7-75	1	12.7	75	20	M12x1.25	15	-	-	3,5,7,8,10,12	12	17	0.6
CD110906.4016075	HSK40A-DCA15.875-75	2	15.875	75	26	M14x1.5	16	3.18	17.42	3,5,7,8,10,12	13	22	0.7
CD110906.4023075	HSK40A-DCA22.225-75	2	22.225	75	34	M20x1.5	21	3.18	23.82	3,5,7,8,10,12	18	30	0.9
CD110906.5013075	HSK50A-DCA13-75	1	13	75	20	M12x1.25	15	-	-	3,5,7,8,10,12	12	17	0.7
CD110906.5016075	HSK50A-DCA16-75	2	16	75	26	M14x1.5	16	4	17.2	3,5,7,8,10,12	13	22	0.8
CD110906.5022075	HSK50A-DCA22-75	2	22	75	34	M20x1.5	21	6	23.6	3,5,7,8,10,12	18	30	1.2
CD110906.5014075	HSK50A-DCA12.7-75	1	12.7	75	20	M12x1.25	15	-	-	3,5,7,8,10,12	12	17	0.9
CD110906.5016075	HSK50A-DCA15.875-75	2	15.875	75	26	M14x1.5	16	3.18	17.42	3,5,7,8,10,12	13	22	1.0
CD110906.5023075	HSK50A-DCA22.225-75	2	22.225	75	34	M20x1.5	21	3.18	23.82	3,5,7,8,10,12	18	30	1.2
CD110906.6313060	HSK63A-DCA13-60	1	13	60	20	M12x1.25	15	-	-	3,5,7,8,10,12	12	17	1.0
CD110906.6313090	HSK63A-DCA13-90	1	13	90	20	M12x1.25	15	-	-	3,5,7,8,10,12	12	17	1.0
CD110906.6316075	HSK63A-DCA16-75	2	16	75	26	M14x1.5	16	4	17.2	3,5,7,8,10,12	13	22	1.4
CD110906.6316105	HSK63A-DCA16-105	2	16	105	26	M14x1.5	16	4	17.2	3,5,7,8,10,12	13	22	1.5
CD110906.6322075	HSK63A-DCA22-75	2	22	75	34	M20x1.5	21	6	23.6	3,5,7,8,10,12	18	30	1.8
CD110906.6322120	HSK63A-DCA22-120	2	22	120	34	M20x1.5	21	6	23.6	3,5,7,8,10,12	18	30	1.8
CD110906.6327075	HSK63A-DCA27-75	2	27	75	40	M24x2	25	7	29	3,5,7,8,10,12	21	32	2.0
CD110906.6327120	HSK63A-DCA27-120	2	27	120	40	M24x2	25	7	29	3,5,7,8,10,12	21	32	2.4
CD110906.6332090	HSK63A-DCA32-90	2	32	90	46	M30x2	30	8	34	3,5,7,8,10,12	26	41	2.4
CD110906.1013075	HSK100A-DCA13-75	1	13	75	20	M12x1.25	15	-	-	3,5,7,8,10,12	12	17	4.3
CD110906.1013105	HSK100A-DCA13-105	1	13	105	20	M12x1.25	15	-	-	3,5,7,8,10,12	12	17	4.4
CD110906.1016090	HSK100A-DCA16-90	2	16	90	26	M14x1.5	16	4	17.2	3,5,7,8,10,12	13	22	4.2
CD110906.1016120	HSK100A-DCA16-120	2	16	120	26	M14x1.5	16	4	17.2	3,5,7,8,10,12	13	22	4.4
CD110906.1022090	HSK100A-DCA22-90	2	22	90	34	M20x1.5	21	6	23.6	3,5,7,8,10,12	18	30	4.4
CD110906.1022135	HSK100A-DCA22-135	2	22	135	34	M20x1.5	21	6	23.6	3,5,7,8,10,12	18	30	4.7
CD110906.1027090	HSK100A-DCA27-90	2	27	90	40	M24x2	25	7	29	3,5,7,8,10,12	21	32	4.5
CD110906.1027135	HSK100A-DCA27-135	2	27	135	40	M24x2	25	7	29	3,5,7,8,10,12	21	32	4.9
CD110906.1032090	HSK100A-DCA32-90	2	32	90	46	M30x2	30	8	34	3,5,7,8,10,12	26	41	4.7
CD110906.1032135	HSK100A-DCA32-135	2	32	135	46	M30x2	30	8	34	3,5,7,8,10,12	26	41	5.2
CD110906.1040090	HSK100A-DCA40-90	2	40	90	55	M36x3	36	10	42.5	3,5,7,8,10,12	31	46	4.9
CD110906.1040135	HSK100A-DCA40-135	2	40	135	55	M36x3	36	10	42.5	3,5,7,8,10,12	31	46	5.9

## CD1110-01特种刀具毛坯刀柄 SEMI-FINISHED CHUCK HOLDER

- ◎刀柄毛坯材质：20CrMnTi；
- ◎刀柄毛坯经真空渗碳淬火处理，与主轴接触的外锥部分硬度 $58 \pm 2\text{HRC}$ ，并研磨加工；
- ◎柄体后续待加工部位硬度34-38HRC；
- ◎柄体经深冷去应力处理及热时效定型处理；

- ◎Material:20CrMnTi
- ◎Blank tools holder has been treated by vacuum carburizing and quenching,the hardness of the part which contact with the spindle is  $58 \pm 2\text{HRC}$ ,grinding processed.
- ◎The hardness of part which will be processed is 34-38HRC.
- ◎Cryogenic treatment and thermal aging processing



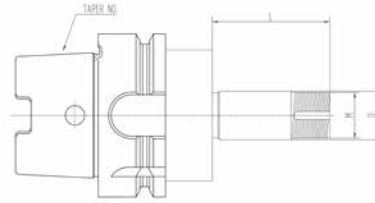
订货号 Order No.	型号 Model NO.	D	L	KGS
CD111001.4035160	BT40-C35-160	35	160	1.91
CD111001.4035250	BT40-C35-250	35	250	2.59
CD111001.4063250	BT40-C63-250	63	250	6.35
CD111001.5080200	BT50-C80-200	80	200	9.93
CD111001.5080300	BT50-C80-300	80	300	13.88
CD111001.5097315	BT50-C97-315	97	315	19.58
CD111001.4063251	ISO40-C63-250	63	250	4.43
CD111001.5097316	ISO50-C97-315	97	315	19.3
CD111001.4041160	SK40-C40.5-160	40.5	160	2.22
CD111001.4063252	SK40-C63-250	63	250	6.29
CD111001.4064160	SK40-C63.5-160	63.5	160	4.14
CD111001.4064250	SK40-C63.5-250	63.5	250	6.38
CD111001.4080200	SK40-C80-200	80	200	7.54
CD111001.4080300	SK40-C80-300	80	300	11.47
CD111001.5097317	SK50-C97-315	97	315	19.44
CD111001.4076152	CAT40-C3"-6"	3"	6"	5.22
CD111001.4076304	CAT40-C3"-12"	3"	12"	10.66
CD111001.4010152	CAT40-C4"-6"	4"	6"	8.48
CD111001.4010304	CAT40-C4"-12"	4"	12"	18.16
CD111001.5012203	CAT50-C5"-8"	5"	8"	19.79
CD111001.5012406	CAT50-C5"-16"	5"	16"	39.95
CD111001.5015203	CAT50-C6"-8"	6"	8"	27.13
CD111001.5015406	CAT50-C6"-16"	6"	16"	56.16
CD111001.5076203	CAT50-C3"-8"	3"	8"	9.11
CD111001.5076406	CAT50-C3"-16"	3"	16"	16.37
CD111001.5052200	HSK50A-C52-200	52	200	3.18
CD111001.5063200	HSK50A-C63-200	63	200	4.41
CD111001.6363160	HSK63A-C63-160	63	160	3.78
CD111001.6363250	HSK63A-C63-250	63	250	5.98
CD111001.6380250	HSK63A-C80-250	80	250	9.09
CD111001.1063200	HSK100A-C63-200	63	200	6.16
CD111001.1080250	HSK100A-C80-250	80	250	10.68
CD111001.1090300	HSK100A-C90-300	90	300	15.45

注：客户在订购刀柄时需注明刀柄本体的冷却形式：A型、AD型、AD+B型。例如SK40 (AD+B)-SLN25-100。

Note: when ordering please indicate in the form of cooling the handle of the ontology: A、AD、AD+B. For example SK40 (AD+B)-SLN25-100

## 数控刀柄系列 CNC TOOL SYSTEMS

### CD1111-01磨刀机专用砂轮刀柄 Chuck for Grinding machine with special grinding wheel

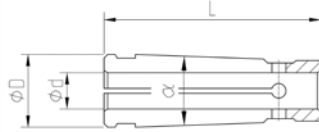


- ◎ 柄体动平衡等级：G2.5 20000rpm。
- ◎ 深冷、定型处理，提高刚性及使用寿命。
- ◎ 整体表面可做涂层防锈处理。
- ◎ Balancing: G2.5 20000rpm
- ◎ Cryogenic treatment and thermal aging processing
- ◎ Surface coating

订货号 Order No.	型号 Model NO.	D	L	M
CD111101.2013022	ISO20-SLC13-22	13	22	-
CD111101.2513022	ISO25-SLC13-22	13	22	-
CD111101.2532030	ISO25-SLC32-30	32	30	M30X1.5
CD111101.4032050	HSK40A-SLC31.75-50	31.75	50	M31.5X1.5
CD111101.4032075	HSK40A-SLC31.75-75	31.75	75	M31.5X1.5
CD111101.4032100	HSK40A-SLC31.75-100	31.75	100	M31.5X1.5
CD111101.5020075	HSK50A-SLC20-75	20	75	M20X1.5
CD111101.5020090	HSK50A-SLC20-90	20	90	
CD111101.5020120	HSK50A-SLC20-120	20	120	
CD111101.5032075	HSK50A-SLC31.75-75	31.75	75	M30X1.5
CD111101.5032090	HSK50A-SLC31.75-90	31.75	90	
CD111101.5032120	HSK50A-SLC31.75-120	31.75	120	
CD111101.4013022	HSK40E-SLC13-22	13	22	-
CD111101.4020040	HSK40E-SLC20-40	20	40	M20X1.5
CD111101.4020060	HSK40E-SLC20-60	20	60	M20X1.5
CD111101.4020100	HSK40E-SLC20-100	20	100	M20X1.5
CD111101.4031075	HSK40F-SLC31.75-75	31.75	75	M31.5X1.5
CD111101.4031095	HSK40F-SLC31.75-95	31.75	95	M31.5X1.5
CD111101.5031085	HSK50F-SLC31.75-85	31.75	85	M31.5X1.5
CD111101.5031100	HSK50F-SLC31.75-100	31.75	100	M31.5X1.5
CD111101.5020055	HSK50F-SLC20-55	20	55	M20X1.5
CD111101.5020095	HSK50F-SLC20-95	20	95	M20X1.5
CD111101.6331095	HSK63F-SLC31.75-95	31.75	95	M31.5X1.5
CD111101.3020050	BT30-SLC20-50	20	50	M20X1.5
CD111101.3020075	BT30-SLC20-75	20	75	M20X1.5
CD111101.3020095	BT30-SLC20-95	20	95	M20X1.5
CD111101.3031050	BT30-SLC31.75-50	31.75	50	M31.5X1.5
CD111101.3031075	BT30-SLC31.75-75	31.75	75	M31.5X1.5
CD111101.3031095	BT30-SLC31.75-95	31.75	95	M20X1.5
CD111101.4020050	BT40-SLC20-50	20	50	M20X1.5
CD111101.4020075	BT40-SLC20-75	20	75	M20X1.5
CD111101.4020095	BT40-SLC20-95	20	95	M20X1.5
CD111101.4031750	BT40-SLC31.75-50	31.75	50	M31.5X1.5
CD111101.4031780	BT40-SLC31.75-80	31.75	80	M31.5X1.5
CD111101.4031795	BT40-SLC31.75-95	31.75	95	M31.5X1.5
CD111101.4031195	BT40-SLC31.75-100	31.75	100	M30X1.5
CD111101.4032095	BT40-SLC32-95	32	95	
CD111101.4051095	BT40-SLC50.8-95	50.8	95	

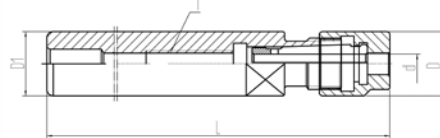
备注：可根据客户要求特殊设计其他规格。

Note: Other specifications can be customized according to requirements.

**数控刀柄系列 CNC TOOL SYSTEMS**
**CD1112-01 超细小径延长杆筒夹 Small diameter collet for straight shank chuck**


- 材料: JIS-SUJ2;
- 硬度: 46-50HRC;
- 超长深冷及热时效处理, 去除内应力, 稳定性更好。
- Materia: JIS-SUJ2
- Hardness: 46-50HRC
- Cryogenic treatment and thermal aging processing .Reducing residual stresses

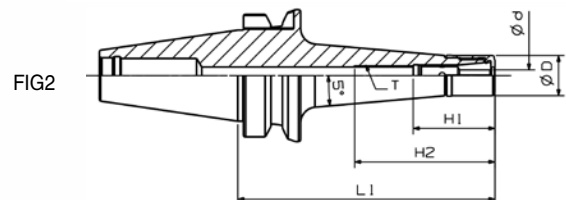
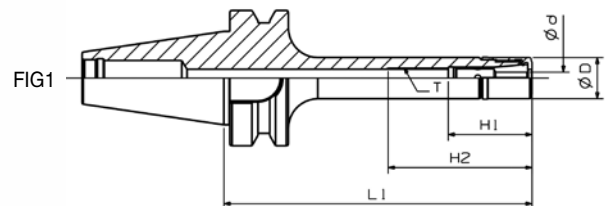
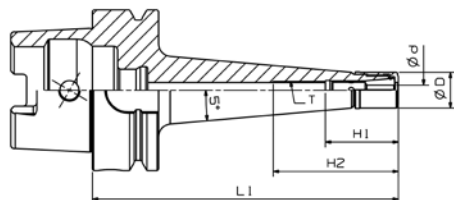
订货号 Order No.	型号 Model No.	d	D	L	a	KGS
CD111201.30010	CDL3-1	1	5.8	18	4	0.005
CD111201.30015	CDL3-1.5	1.5	5.8	18	4	0.005
CD111201.30020	CDL3-2	2	5.8	18	4	0.005
CD111201.30025	CDL3-2.5	2.5	5.8	18	4	0.005
CD111201.30030	CDL3-3	3	5.8	18	4	0.005
CD111201.60030	CDL6-3	3	9.4	24.5	10	0.006
CD111201.60040	CDL6-4	4	9.4	24.5	10	0.006
CD111201.60050	CDL6-5	5	9.4	24.5	10	0.006
CD111201.60060	CDL6-6	6	9.4	24.5	10	0.006

**CD1112-02 超细小径延长杆 Small diameter collet straight shank chuck**


- 螺帽及杆的直径均为10mm,更适合深腔小孔加工。
- 外圆最小, 用可换筒夹与螺帽来完成夹持刀具柄径的超细设计。

- Suitable for deep hole processing
- Extra slim design

订货号 Order No.	型号 Model No.	D	L	D1	COLLET	M	KGS
CD111202.1003080	C10-CDL3-80	10	80	10	CDL3	M4	0.05
CD111202.1003090	C10-CDL3-90	10	90	10	CDL3	M4	0.05
CD111202.1003100	C10-CDL3-100	10	100	10	CDL3	M4	0.06
CD111202.1003120	C10-CDL3-120	10	120	10	CDL3	M4	0.07
CD111202.1003140	C10-CDL3-140	10	140	10	CDL3	M4	0.08

**CD1112-03 BT/CBBT/HSK-GMEGA6S高转速精密数控刀柄**
**GMEGA6S HIGH SPEED COLLET CHUCK**


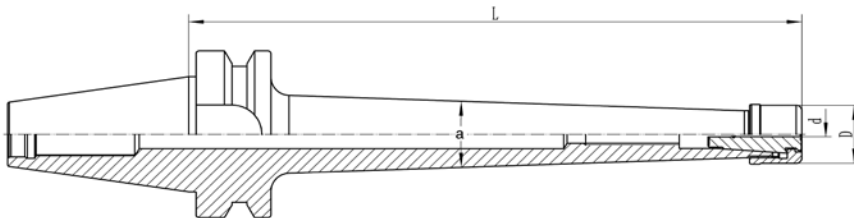
订货号 Order No.	型号 Model No.	d	D	L1	H1	H2	T	COLLET	FIG	KGS
CD111203.3006105	BT30-GMEGA6S-105	3-6	14	105	28.5	49	M7X0.5	CDL6	1	0.45
CD111203.3006120	BT30-GMEGA6S-120	3-6	14	120	28.5	49	M7X0.5	CDL6	2	0.59
CD111203.4006105	CBBT40-GMEGA6S-105	3-6	14	105	28.5	49	M7X0.5	CDL6	2	1.08
CD111203.4006135	CBBT40-GMEGA6S-135	3-6	14	135	28.5	49	M7X0.5	CDL6	2	1.21
CD111203.6306120	HSK63A-GMEGA6S-120	3-6	14	120	28.5	49	M7X0.5	CDL6	3	0.84

## 数控刀柄系列 CNC TOOL SYSTEMS

### CD1112-04 防干涉高速、高精度小径数控刀柄 AXIS FOR ROWER TOOL HOLDER AND MACHINE

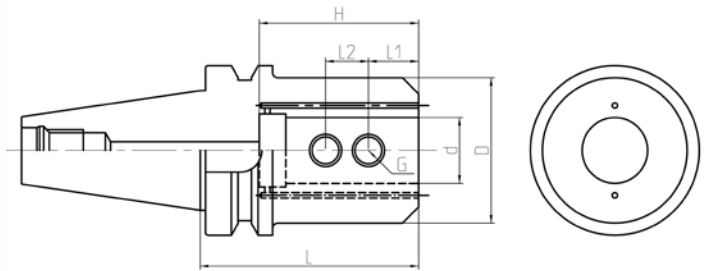


- ◎ 材质：20CrMnTi,表面渗碳，真空淬火，热处理硬度：58-60HRC;
- ◎ -196℃的深冷处理，及多次的热时效去应力定型处理，刀柄的刚性、耐磨性、精度、尺寸的稳定性大幅提高，使用寿命延长。
- ◎ 刀柄螺帽外径超小设计，避免加工中工件、夹具、刀具的相互干涉；
- ◎ 刀柄的杆部为锥形设计，有利于抑制振动提高刚性，使小径立铣刀的高速加工更稳定。
- ◎ 精做动平衡G2.5 30000rpm~40000rpm
- ◎ Material: 20CrMnTi, Surface carburizing treatment, and Vacuum hardening. Heat treatment hardness :58-60HRC;
- ◎ -196° C long cryogenic treatment, and repeatedly thermal aging treatment and get rid of the stress, the rigidity, endurance, accuracy and dimension of the collet chuck are improved greatly and the service life is extended;
- ◎ External diameter of tool handle nut is designed to avoid interference among workpiece, fixture and tool in machining;
- ◎ The rod of the tool shank is tapered, which is helpful to restrain vibration and improve rigidity, and make the high-speed machining of small-diameter end milling cutter more stable.
- ◎ precision dynamic balancing G2.5 30000rpm~40000rpm



订货号 Order No.	型号 Model No.	d	D	L	Collet	Spanner	a	KGS
CD111204.3008105	BT30-GER8-105	1-5	12	105	ER8	GH12	4°	0.46
CD111204.3008135	BT30-GER8-135	1-5	12	135	ER8	GH12	4°	0.53
CD111204.3008180	BT30-GER8-180	1-5	12	180	ER8	GH12	6°	0.68
CD111204.3008222	BT30-GER8-222	1-5	12	222	ER8	GH12	4°	0.66
CD111204.3011120	BT30-GER11-120	1-7	16	120	ER11	GH16	6°	0.57
CD111204.3011164	BT30-GER11-164	1-7	16	164	ER11	GH16	4°	0.68
CD111204.3011180	BT30-GER11-180	1-7	16	180	ER11	GH16	4°	0.76
CD111204.3011202	BT30-GER11-202	1-7	16	202	ER11	GH16	6°	0.98
CD111204.3011172	BT30-GER11-172	1-7	16	172	ER11	GH16	6°	0.8
CD111204.3006165	BT30-GSK6-165	1-6	16	165	CSK6	GH16	4°	0.7
CD111204.3006225	BT30-GSK6-225	1-6	16	225	CSK6	GH16	4°	0.8
CD111204.3004105	BT30-ESK4-105	3-4	12	105	ESK4	GH12	4°	0.49
CD111204.3006105	BT30-ESK6-105	4-6	16	105	ESK6	GH16	4°	0.49
CD111204.3004125	BT30-CDC04-125	2-4	10	125	CDC04	T4x100	4°	0.5
CD111204.3004135	BT30-CDC04-135	2-4	11	135	CDC04	T4x100	4°	0.58
CD111204.6311265	HSK63A-GER11-265	1-7	16	265	ER11	GH16	4°	1.39

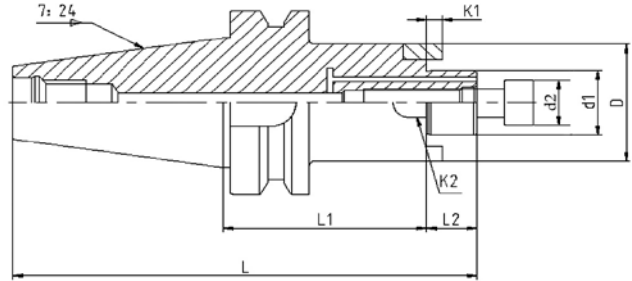


**数控刀柄系列 CNC TOOL SYSTEMS**
**CD1113-01 BT-SLC端面出水侧固刀柄  
 BT-SLC Side lock Chuck with coolant outlet**


订货号 Order No.	型号 Model No.	d	D	L	L1	L2	H	G	KGS
CD111301.4006075	BT40-SLC6-75	6	25	75	12	10	32	M6	1.2
CD111301.4006100	BT40-SLC6-100		25	100	12	10	32	M6	1.3
CD111301.4008075	BT40-SLC8-75	8	28	75	14	12	36	M8	1.25
CD111301.4008100	BT40-SLC8-100		28	100	14	12	36	M8	1.4
CD111301.4010075	BT40-SLC10-75	10	35	75	15	14	40	M10	1.35
CD111301.4010100	BT40-SLC10-100		35	100				M10	1.5
CD111301.4012075	BT40-SLC12-75	12	40	75	20	16	45	M10	1.45
CD111301.4012100	BT40-SLC12-100		40	100				M10	1.65
CD111301.4014075	BT40-SLC14-75	14	42	75	18	16	45	M10	1.5
CD111301.4014100	BT40-SLC14-100		42	100				M10	1.75
CD111301.4016075	BT40-SLC16-75	16	45	75	20	18	50	M10	1.5
CD111301.4016100	BT40-SLC16-100		45	100				M10	1.85
CD111301.4018075	BT40-SLC18-75	18	48	75	20	18	50	M12	1.6
CD111301.4018100	BT40-SLC18-100		48	100				22	18
CD111301.4020075	BT40-SLC20-75	20	50	75	20	18	60	M12	1.6
CD111301.4020100	BT40-SLC20-100		50	100				25	20
CD111301.4025075	BT40-SLC25-75	25	55	75	22	18	65	M12	1.6
CD111301.4025100	BT40-SLC25-100		55	100				25	22
CD111301.4032090	BT40-SLC32-90	32	60	90	30	22	70	M16	2
CD111301.4040105	BT40-SLC40-105	40	80	105	30	22	80	M16	3.1
CD111301.4042105	BT40-SLC42-105	42	80	105	35	25	80	M20	3.1
CD111301.5006105	BT50-SLC6-105	6	25	105	12	10	32	M6	4.1
CD111301.5008105	BT50-SLC8-105	8	28	105	14	12	36	M8	4.1
CD111301.5010105	BT50-SLC10-105	10	35	105	15	14	40	M10	4.2
CD111301.5012105	BT50-SLC12-105	12	40	105	20	16	45	M10	4.35
CD111301.5014105	BT50-SLC14-105	14	42	105	18	16	45	M10	4.35
CD111301.5016105	BT50-SLC16-105	16	45	105	22	18	50	M10	4.45
CD111301.5018105	BT50-SLC18-105	18	48	105	22	18	55	M10	4.5
CD111301.5020105	BT50-SLC20-105	20	50	105	25	20	60	M12	4.5
CD111301.5025105	BT50-SLC25-105	25	55	105	25	22	65	M12	4.6
CD111301.5032105	BT50-SLC32-105	32	60	105	30	22	70	M16	4.7
CD111301.5040105	BT50-SLC40-105	40	80	105	30	22	80	M16	5.4
CD111301.5042105	BT50-SLC42-105	42	80	105	30	25	80	M20	5.5

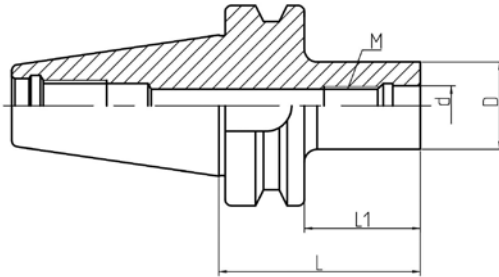
## 数控刀柄系列 CNC TOOL SYSTEMS

### CD1113-02 BT/SK-FMB内冷出水平面铣刀柄 Face Milling holder with Coolant outlet



订货号 Order No.	型号 Model No.	L	L1	L2	D	d1h7	d2	K1	K2	KGS
CD111302.3022045	BT30-FMB22-45	111.4	45	18	48	22	26	4.8	10	0.85
CD111302.3022060	BT30-FMB22-60	126.4	60	18	48	22	26	4.8	10	1.25
CD111302.3027045	BT30-FMB27-45	113.4	45	20	60	27	31.5	5.8	12	1.2
CD111302.3027060	BT30-FMB27-60	128.4	60	20	60	27	31.5	5.8	12	1.35
CD111302.3032045	BT30-FMB32-45	115.4	45	22	78	32	41	6.8	14	1.35
CD111302.3032060	BT30-FMB32-60	130.4	60	22	78	32	41	6.8	14	1.45
CD111302.4022060	BT40-FMB22-60	143.4	60	18	48	22	26	4.8	10	1.7
CD111302.4022100	BT40-FMB22-100	183.4	100	18	48	22	26	4.8	10	2.2
CD111302.4022150	BT40-FMB22-150	223.4	150	18	48	22	26	4.8	10	3.1
CD111302.4022200	BT40-FMB22-200	283.4	200	18	48	22	26	4.8	10	3.1
CD111302.4022250	BT40-FMB22-250	333.4	250	18	48	22	26	4.8	10	4
CD111302.4027045	BT40-FMB27-45	130.4	45	20	60	27	31.5	5.8	12	1.6
CD111302.4027060	BT40-FMB27-60	145.4	60	20	60	27	31.5	5.8	12	2.0
CD111302.4027090	BT40-FMB27-90	175.4	90	20	60	27	31.5	5.8	12	2.3
CD111302.4027105	BT40-FMB27-105	190.4	105	20	60	27	31.5	5.8	12	2.5
CD111302.4027150	BT40-FMB27-150	235.4	150	20	60	27	31.5	5.8	12	3
CD111302.4032045	BT40-FMB32-45	132.4	45	22	78	32	41	6.8	14	1.72
CD111302.4032060	BT40-FMB32-60	147.4	60	22	78	32	41	6.8	14	2.1
CD111302.4032100	BT40-FMB32-100	187.4	100	22	78	32	41	6.8	14	2.5
CD111302.4032150	BT40-FMB32-150	237.4	150	22	78	32	41	6.8	14	3.0
CD111302.5022045	BT50-FMB22-45	164.8	45	18	48	22	26	4.8	10	4.5
CD111302.5022060	BT50-FMB22-60	179.8	60	18	48	22	26	4.8	10	4.5
CD111302.5022075	BT50-FMB22-75	204.8	75	18	48	22	26	4.8	10	4.8
CD111302.5022100	BT50-FMB22-100	219.8	100	18	48	22	26	4.8	10	5.0
CD111302.5022150	BT50-FMB22-150	269.8	150	18	48	22	26	4.8	10	6.8
CD111302.5022200	BT50-FMB22-200	319.8	200	18	48	22	26	4.8	10	7
CD111302.5027100	BT50-FMB27-100	221.8	100	20	60	27	31.5	5.8	12	2.0
CD111302.5027150	BT50-FMB27-150	271.8	150	20	60	27	31.5	5.8	12	2.0
CD111302.4022035	SK40-FMB22-35	121.4	35	18	48	22	26	4.8	10	1.20
CD111302.4022045	SK40-FMB22-45	131.4	45	18	48	22	26	4.8	10	1.25
CD111302.4022090	SK40-FMB22-90	176.4	90	18	48	22	26	4.8	10	1.6
CD111302.4032061	SK40-FMB32-60	150.4	60	22	66	32	41	6.8	14	2.3
CD111302.5022035	SK50-FMB22-35	154.75	35	18	47	22	26	4.8	10	3.4
CD111302.5027035	SK50-FMB27-35	156.75	35	20	58	27	31.5	5.8	12	3.5
CD111302.5032035	SK50-FMB32-35	158.75	35	22	66	32	41	6.8	14	3.7

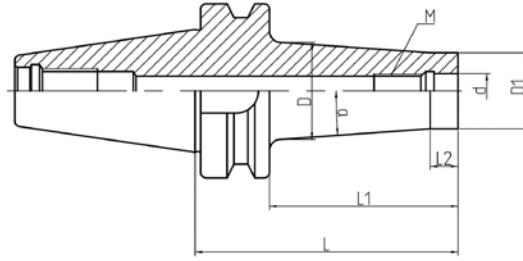
## 数控刀柄系列 CNC TOOL SYSTEMS

 >>> CD1114-01 BT30/40/50直柄锁牙式刀柄  
 STRAIGHT SHANK MILLING CHUCK WITH SCREW


订货号 Order No.	型号 Model No.	L	L1	D	d	M	KGS
CD111401.3008060	BT30-M08-60L	60	38	15.4	8.5	M8X1.25	0.42
CD111401.3008090	BT30-M08-90L	90	68	15.4	8.5	M8X1.25	0.46
CD111401.3008110	BT30-M08-110L	110	88	15.4	8.5	M8X1.25	0.49
CD111401.3010060	BT30-M10-60L	60	38	19	10.5	M10X1.5	0.44
CD111401.3010090	BT30-M10-90L	90	68	19	10.5	M10X1.5	0.51
CD111401.3010110	BT30-M10-110L	110	88	19	10.5	M10X1.5	0.55
CD111401.3012060	BT30-M12-60L	60	38	24	12.5	M12X1.75	0.48
CD111401.3012090	BT30-M12-90L	90	68	24	12.5	M12X1.75	0.59
CD111401.3012110	BT30-M12-110L	110	88	24	12.5	M12X1.75	0.66
CD111401.3016060	BT30-M16-60L	60	38	29	17	M16X2	0.52
CD111401.3016090	BT30-M16-90L	90	68	29	17	M16X2	0.67
CD111401.3016110	BT30-M16-110L	110	88	29	17	M16X2	0.78
CD111401.4008060	BT40-M08-60L	60	33	15.4	8.5	M8X1.25	1
CD111401.4008090	BT40-M08-90L	90	63	15.4	8.5	M8X1.25	1.04
CD111401.4008110	BT40-M08-110L	110	83	15.4	8.5	M8X1.25	1.07
CD111401.4010060	BT40-M10-60L	60	33	19	10.5	M10X1.5	1.01
CD111401.4010090	BT40-M10-90L	90	63	19	10.5	M10X1.5	1.08
CD111401.4010110	BT40-M10-110L	110	83	19	10.5	M10X1.5	1.12
CD111401.4012060	BT40-M12-60L	60	33	24	12.5	M12X1.75	1.05
CD111401.4012090	BT40-M12-90L	90	63	24	12.5	M12X1.75	1.15
CD111401.4012110	BT40-M12-110L	110	83	24	12.5	M12X1.75	1.22
CD111401.4016060	BT40-M16-60L	60	33	29	17	M16X2	1.07
CD111401.4016090	BT40-M16-90L	90	63	29	17	M16X2	1.23
CD111401.4016110	BT40-M16-110L	110	83	29	17	M16X2	1.33
CD111401.5008060	BT50-M08-60L	60	22	15.4	8.5	M8X1.25	3.67
CD111401.5008090	BT50-M08-90L	90	52	15.4	8.5	M8X1.25	3.72
CD111401.5008110	BT50-M08-110L	110	72	15.4	8.5	M8X1.25	3.74
CD111401.5010060	BT50-M10-60L	60	22	19	10.5	M10X1.5	3.69
CD111401.5010090	BT50-M10-90L	90	52	19	10.5	M10X1.5	3.78
CD111401.5010110	BT50-M10-110L	110	72	19	10.5	M10X1.5	3.84
CD111401.5012060	BT50-M12-60L	60	22	24	12.5	M12X1.75	3.7
CD111401.5012090	BT50-M12-90L	90	52	24	12.5	M12X1.75	3.81
CD111401.5012110	BT50-M12-110L	110	72	24	12.5	M12X1.75	3.88
CD111401.5016060	BT50-M16-60L	60	22	29	17	M16X2	3.73
CD111401.5016090	BT50-M16-90L	90	52	29	17	M16X2	3.89
CD111401.5016110	BT50-M16-110L	110	72	29	17	M16X2	3.99

## 数控刀柄系列 CNC TOOL SYSTEMS

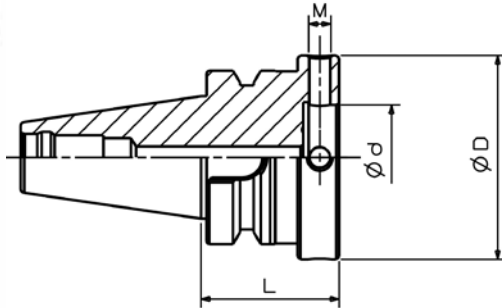
### CD1114-02 BT30/40/50斜柄锁牙式刀柄 OBLIQUE HANDLEMILLING CHUCK WITH SCREW



订货号 Order No.	型号 Model No.	L	L1	L2	D	D1	d	M	a	KGS
CD111402.3008060	BT30-M08-60L	60	38	12	19.5	15.4	8.5	M8X1.25	5°	0.43
CD111402.3008090	BT30-M08-90L	90	68	12	24.5	15.4	8.5	M8X1.25	5°	0.5
CD111402.3010060	BT30-M10-60L	60	38	12	22	19	10.5	M10X1.5	4°	0.46
CD111402.3010090	BT30-M10-90L	90	68	12	26	19	10.5	M10X1.5	4°	0.56
CD111402.3012060	BT30-M12-60L	60	38	12	27	24	12.5	M12X1.75	4°	0.5
CD111402.3012090	BT30-M12-90L	90	68	12	31.5	24	12.5	M12X1.75	4°	0.64
CD111402.3016060	BT30-M16-60L	60	38	12	32.5	29	17	M16X2	4°	0.54
CD111402.3016090	BT30-M16-90L	90	68	12	36.5	29	17	M16X2	4°	0.73
CD111402.4008060	BT40-M08-60L	60	33	12	18	15.4	8.5	M8X1.25	5°	1
CD111402.4008090	BT40-M08-90L	90	63	12	23.5	15.4	8.5	M8X1.25	5°	1.07
CD111402.4008110	BT40-M08-110L	110	83	12	27	15.4	8.5	M8X1.25	5°	1.13
CD111402.4008150	BT40-M08-150L	150	123	12	34	15.4	8.5	M8X1.25	5°	1.28
CD111402.4008200	BT40-M08-200L	200	173	12	42.5	15.4	8.5	M8X1.25	5°	1.53
CD111402.4010060	BT40-M10-60L	60	33	12	21.5	19	10.5	M10X1.5	4°	1.02
CD111402.4010090	BT40-M10-90L	90	63	12	25.5	19	10.5	M10X1.5	4°	1.11
CD111402.4010110	BT40-M10-110L	110	83	12	28.5	19	10.5	M10X1.5	4°	1.18
CD111402.4010150	BT40-M10-150L	150	123	12	34	19	10.5	M10X1.5	4°	1.35
CD111402.4010200	BT40-M10-200L	200	173	12	41	19	10.5	M10X1.5	4°	1.62
CD111402.4012060	BT40-M12-60L	60	33	12	25.5	23	12.5	M12X1.75	4°	1.05
CD111402.4012090	BT40-M12-90L	90	63	12	39.5	23	12.5	M12X1.75	4°	1.18
CD111402.4012110	BT40-M12-110L	110	83	12	32.5	23	12.5	M12X1.75	4°	1.27
CD111402.4012150	BT40-M12-150L	150	123	12	38	23	12.5	M12X1.75	4°	1.5
CD111402.4012200	BT40-M12-200L	200	173	12	45	23	12.5	M12X1.75	4°	1.84
CD111402.4016060	BT40-M16-60L	60	33	12	31	28.8	17	M16X2	4°	1.09
CD111402.4016090	BT40-M16-90L	90	63	12	35.5	28.8	17	M16X2	4°	1.28
CD111402.4016110	BT40-M16-110L	110	83	12	38	28.8	17	M16X2	4°	1.42
CD111402.4016150	BT40-M16-150L	150	123	12	43.5	28.8	17	M16X2	4°	1.74
CD111402.4016200	BT40-M16-200L	200	173	12	50.5	28.8	17	M16X2	4°	2.21
CD111402.5008110	BT50-M08-110L	110	72	12	24	15.4	8.5	M8X1.25	5°	3.79
CD111402.5008150	BT50-M08-150L	150	112	12	31	15.4	8.5	M8X1.25	5°	3.93
CD111402.5008200	BT50-M08-200L	200	162	12	40	15.4	8.5	M8X1.25	5°	4.16
CD111402.5008250	BT50-M08-250L	250	212	12	48.5	15.4	8.5	M8X1.25	5°	4.47
CD111402.5008300	BT50-M08-300L	300	262	12	57.5	15.4	10.5	M8X1.25	5°	4.87
CD111402.5010110	BT50-M10-110L	110	72	12	26	19	10.5	M10X1.5	4°	3.84
CD111402.5010150	BT50-M10-150L	150	112	12	31.5	19	10.5	M10X1.5	4°	4
CD111402.5010200	BT50-M10-200L	200	162	12	38.5	19	10.5	M10X1.5	4°	4.25
CD111402.5010250	BT50-M10-250L	250	212	12	45.5	19	10.5	M10X1.5	4°	4.57
CD111402.5010300	BT50-M10-300L	300	262	12	52.5	19	10.5	M10X1.5	4°	4.96
CD111402.5012110	BT50-M12-110L	110	72	12	31	24	12.5	M12X1.75	4°	3.94
CD111402.5012150	BT50-M12-150L	150	112	12	36.5	24	12.5	M12X1.75	4°	4.17
CD111402.5012200	BT50-M12-200L	200	162	12	43.5	24	12.5	M12X1.75	4°	4.51
CD111402.5012250	BT50-M12-250L	250	212	12	50.5	24	12.5	M12X1.75	4°	4.94
CD111402.5012300	BT50-M12-300L	300	262	12	57.5	24	12.5	M12X1.75	4°	5.44
CD111402.5016110	BT50-M16-110L	110	72	12	36	29	17	M16X2	4°	4.06
CD111402.5016150	BT50-M16-150L	150	112	12	41.5	29	17	M16X2	4°	4.37
CD111402.5016200	BT50-M16-200L	200	162	12	48.5	29	17	M16X2	4°	4.82
CD111402.5016250	BT50-M16-250L	250	212	12	55.5	29	17	M16X2	4°	5.37
CD111402.5016300	BT50-M16-300L	300	262	12	62.5	29	17	M16X2	4°	6

## 数控刀柄系列 CNC TOOL SYSTEMS

## &gt;&gt;&gt; CD1115-01 可调补偿模块刀柄 ADJUSTABLE COMPENSATION CNC SHANK



- ◎ 易于调整;
- ◎ 补偿径向跳动误差以及刀具与刀柄轴线不对中纠偏;
- ◎ 动平衡等级: G2.5-20000rpm;
- ◎ 深冷、定型处理, 提高刚性及有效使用寿命;
- ◎ 整体表面可做涂层防锈处理。
- ◎ Easy to adjust;
- ◎ The radial runout error is compensated and the axis of tool and tool holder is misaligned;
- ◎ Balancing: G2.5@20000rpm;
- ◎ Cryogenic treatment and thermal aging processing;
- ◎ Surface coating.

订货号 Order No.	型号 Model No.	d	D	L	M	KGS
CD111501.3030040	CBBT30-TZC30-40	30	60	40	M8X1	0.63
CD111501.3035040	CBBT30-TZC35-40	35	70	40	M8X1	0.72
CD111501.4030055	CBBT40-TZC30-55	30	60	55	M8X1	1.52
CD111501.4035055	CBBT40-TZC35-55	35	70	55	M8X1	1.58
CD111501.4040065	CBBT40-TZC40-65	40	80	65	M8X1	2.15
CD111501.4050070	CBBT40-TZC50-70	50	100	70	M10X1	3.05
CD111501.5030070	CBBT50-TZC30-70	30	60	70	M8X1	4.21
CD111501.5035070	CBBT50-TZC35-70	35	70	70	M8X1	4.44
CD111501.5040070	CBBT50-TZC40-70	40	80	70	M8X1	4.7
CD111501.5050070	CBBT50-TZC50-70	50	100	70	M10X1	5.32
CD111501.3060040	BT30-TZC30-40	30	60	40	M8X1	0.63
CD111501.3070040	BT30-TZC35-40	35	70	40	M8X1	0.72
CD111501.4060055	BT40-TZC30-55	30	60	55	M8X1	1.52
CD111501.4070055	BT40-TZC35-55	35	70	55	M8X1	1.58
CD111501.4074050	BT40-TZC38.1-50	38.1	74	50	M8X1	1.5
CD111501.4080065	BT40-TZC40-65	40	80	65	M8X1	2.15
CD111501.4010070	BT40-TZC50-70	50	100	70	M10X1	3.05
CD111501.5060070	BT50-TZC30-70	30	60	70	M8X1	4.21
CD111501.5070070	BT50-TZC35-70	35	70	70	M8X1	4.44
CD111501.5074060	BT50-TZC38.1-60	38.1	74	60	M8X1	3.97
CD111501.5080070	BT50-TZC40-70	40	80	70	M8X1	4.7
CD111501.5010070	BT50-TZC50-70	50	100	70	M10X1	5.32
CD111501.4040055	CAT40-TZC40-55	40	80	55	M8X1.25	1.72
CD111501.5040055	CAT50-TZC40-55	40	80	55	M8X1.25	4
CD111501.6340060	HSK63-TZC40-60	40	80	60	M8X1.25	1.8



## 数控刀柄系列 CNC TOOL SYSTEMS

### CD1115-02 TZC 法兰盘 TZC FLANGE PLATE



FIG1



FIG2

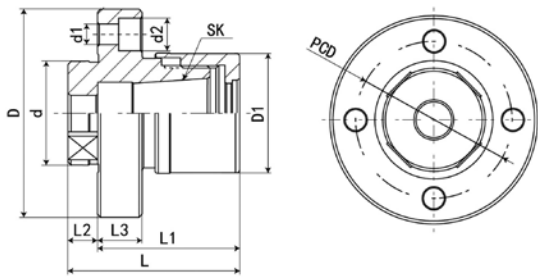


FIG1

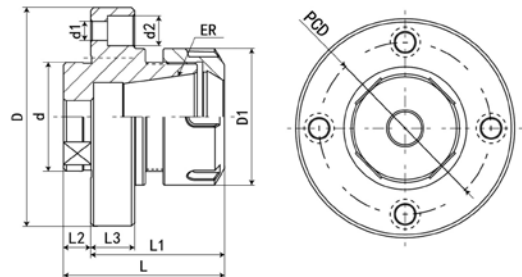
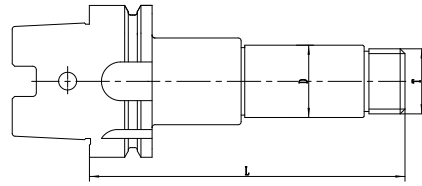
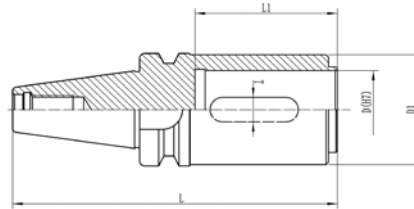


FIG2

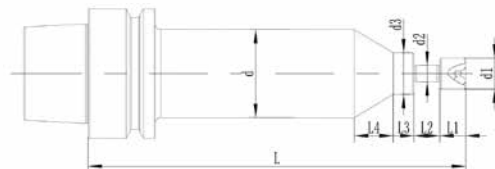
订货号 Order No.	型号 Model No.	D	D1	d	d1	d2	L	L1	L2	L3	PCD	FIG	KGS
CD111502.6016048	TZC60-GSK16-48	60	40	29.85	6	9	58	48	10	15	44	1	0.42
CD111502.7016048	TZC70-GSK16-48	70	40	34.85	7	11	58	48	10	15	53	1	0.55
CD111502.8016049	TZC80-GSK16-49	80	40	39.85	7	11	59	49	10	16	63	1	0.75
CD111502.8032049	TZC80-ER32-49	80	50	39.85	7	11	59	49	10	16	63	2	0.78
CD111502.1004063	TZC100-ER40-63	100	63	49.85	9	14	75	63	12	18	79	2	1.46

**数控刀柄系列 CNC TOOL SYSTEMS**
**》》 CD1116-01 非标定制产品 NON-STANDARD CUSTOMIZED PRODUCTS**


订货号 Order No.	型号 Model No.	D	T	L	KGS
CD111601.3020101	BT30-SLB20-101	20	M20x1.5	101	0.84
CD111601.4030132	BT40-SLB30-132	30	M27x1.5	132	1.64
CD111601.5040153	BT50-SL40-153	40	M39x1.5	153	4.98
CD111601.5040134	ISO50-SL40-134	40	M39x1.5	134	3.95
CD111601.6330131	HSK63A-SL30-131	30	M27x1.5	131	1.29

**》》 CD1116-02 非标定制产品 NON-STANDARD CUSTOMIZED PRODUCTS**


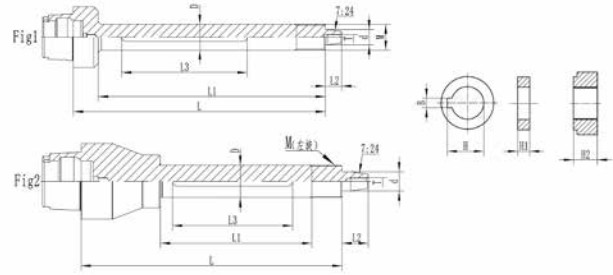
订货号 Order No.	型号 Model No.	D	D1	L1	L	T	KGS
CD111602.3032129	BT30-NJ32-129	32	45	56.5	128.9	10	2.01
CD111602.4032152	BT40-NJ32-152	32	58	58	152.4	10	3.09
CD111602.5032181	BT50-NJ32-181	32	58	58	199.8	10	6.13
CD111602.5032180	ISO50-NJ32-181	32	58	58	180.65	10	3.39
CD111602.6332118	HSK63A-NJ32-118	32	32	58	118	10	2

**》》 CD1116-03 非标定制量具 NON STANDARD CUSTOMIZED MEASURING TOOLS**


订货号 Order No.	型号 Model No.	d	d1	d2	d3	L	L1	L2	L3	L4	KGS
CD111603.6312146	HSK63A-12-146	34	12	6.5	16	146	10	10	8	15	1.27
CD111603.1012146	HSK100A-12-146	34	12	6.5	16	146	10	10	8	15	2.6
CD111603.4012146	HSK40E-12-146	34	12	6.5	16	146	10	10	8	15	0.87
CD111603.5012146	HSK50E-12-146	34	12	6.5	16	146	10	10	8	15	1.04
CD111603.5012467	BT50-12-146	34	12	6.5	16	146	10	10	8	15	4.2

数控刀柄系列 CNC TOOL SYSTEMS

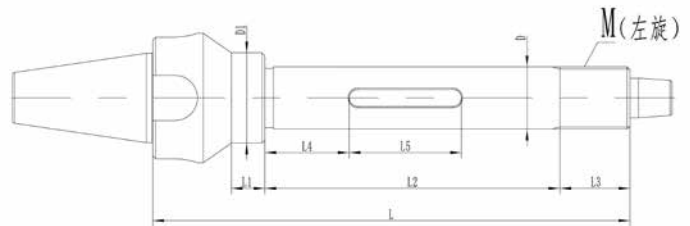
CD1117-01 滚齿机刀杆 GEAR HOBBING ARBOR



◎ 滚齿机床专用刀杆。◎ Special tool bar for gear hobbing machine.

订货号 Order No.	型号 Model No.	D	d	L	L1	L2	L3	M	T	B	H	H1	H2	Fig	KGS
CD111701.6322236	HSK63-D22-236	22	16	262	236	17	130	M22X1.5	M6	-	-	-	-	Fig1	1.39
CD111701.6327236	HSK63-D27-236	27	16	262	236	17	130	M27X1.5	M6	-	-	-	-	Fig1	1.74
CD111701.6332236	HSK63-D32-236	32	16	262	236	17	130	M32X1.5	M6	-	-	-	-	Fig1	2.16
CD111701.6340236	HSK63-D40-236	40	36	262	236	17	130	M40X1.5	M6	-	-	-	-	Fig1	3.09
CD111701.6322217	HSK63A-D22-217	22	16	217	126	22	60	M22X1.5	M6	6	24.8	50	20	Fig2	1.65
CD111701.6327217	HSK63A-D27-217	27	16	217	126	22	100	M27X1.5	M6	8	30.3	10	20	Fig2	2.01
CD111701.6332217	HSK63A-D32-217	32	16	217	126	22	100	M32X1.5	M6	8	35.3	10	20	Fig2	2.46

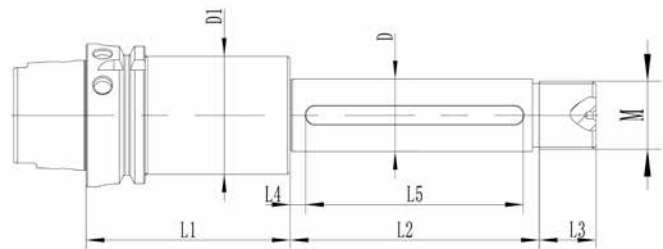
CD1117-02 滚齿机刀杆 GEAR HOBBING ARBOR



◎ 滚齿机床专用刀杆。◎ Special tool bar for gear hobbing machine.

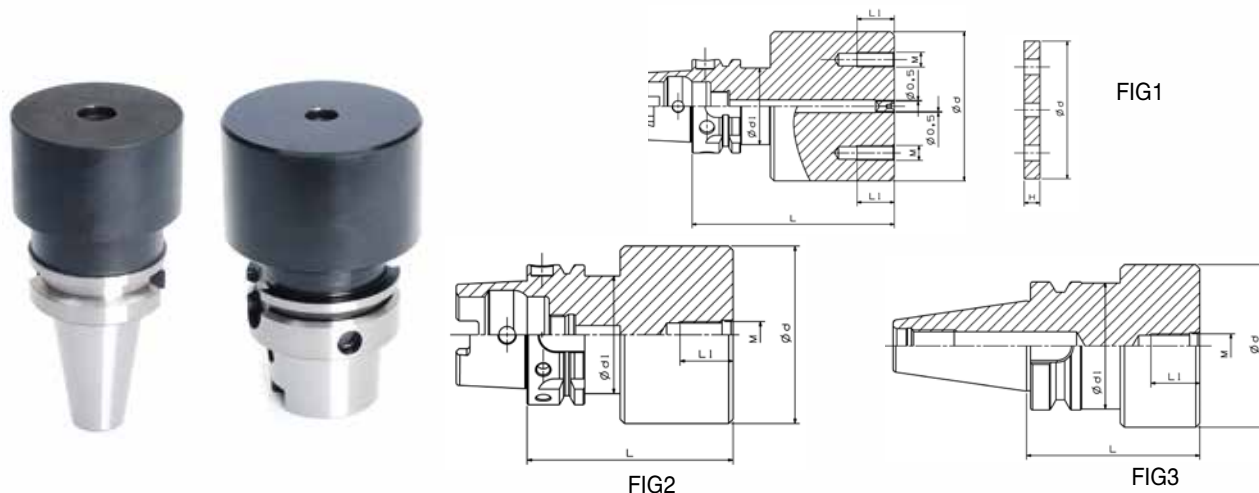
订货号 Order No.	型号 Model No.	D	D1	L	L1	L2	L3	L4	L5	M	KGS
CD111702.3013189	G30-D13	13	22	189	10	119	25	25	60	M12X1.25	0.82
CD111702.3022185	GBT30-D22-185	22	32	170	12	105	25	30	40	M22X1.5	0.92
CD111702.5027225	BT50-D27-225	27	-	326	-	225	46	5	215	M24X1.5	4.04

CD1117-03 滚齿机刀杆 GEAR HOBBING ARBOR

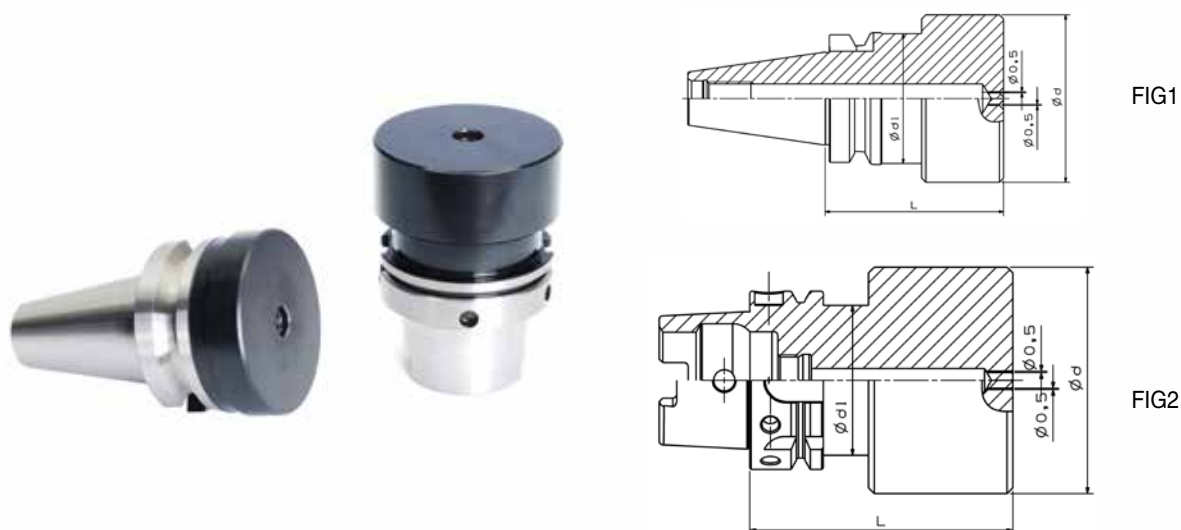


◎ 滚齿机床专用刀杆。◎ Special tool bar for gear hobbing machine.

订货号 Order No.	型号 Model No.	D	D1	L1	L2	L3	L4	L5	M	KGS
CD111703.6332225	HSK63A-D32-225	32	52	90	110	25	7	96	M30X2	2.49
CD111703.6332165	HSK63A-D32-165	32	52	115	35	25	3	30	M30X2	2.75

**数控刀柄系列 CNC TOOL SYSTEMS**
**CD1118-01HSK/BT-配重贯通刀柄 COUNTERWEIGHT PENETRATING TOOL HOLDER**


订货号 Order No.	型号 Model No.	d	d1	L	L1	M	FIG	KGS
CD111801.5080108	HSK50A-D80-D0.5-2N.m	80	41	108.5	20	M8	FIG1	3.46
CD111801.6380093	HSK63A-3KG	80	53	93	24	M12	FIG2	2.88
CD111801.1010095	HSK100A-6KG	105	85	95	32	M16		5.84
CD111801.4076092	BT40-D76-3KG	76	60	92	30	M16	FIG3	2.98
CD111801.4076177	BT40-D76-6KG	76	60	177	30	M16		6
CD111801.4076233	BT40-D76-8KG	76	60	233	30	M16		7.99
CD111801.4080085	BT40-3KG	80	62	85	24	M12		2.89
CD111801.5010571	BT50-6KG	105	99	71	32	M16		5.68

**CD1118-02HSK/BT-配重贯通刀柄 COUNTERWEIGHT PENETRATING TOOL HOLDER**


订货号 Order No.	型号 Model No.	d	d1	L	FIG	KGS
CD111802.3080103	BT30-D80-D0.5-2N.m	80	-	103	FIG1	3.45
CD111802.4080085	BT40-3KG GT	80	62	85		2.85
CD111802.5010571	BT50-6KG GT	105	99	71		5.54
CD111802.5010090	HSK50A-D100-D0.5-2N.m	100	41	90	FIG2	3.47
CD111802.6380093	HSK63A-3KG GT	80	53	93		2.89
CD111802.1010095	HSK100A-6KG GT	105	85	95		5.86

## 高精度、高寿命**自紧钻夹头**系列

### High accuracy high durability keyless drill chuck

#### 钻夹头综合特点

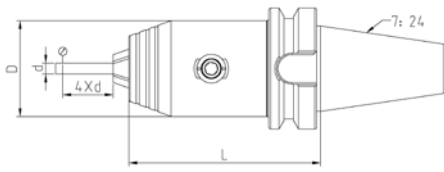
- ◆刀柄柄体材质: 20CrMnTi  
硬度 :56-58HRC;
- ◆渗碳深度:> 0.8;
- ◆夹头和柄的一体式设计, 可避免夹头与柄分离, 提高可靠性和稳定性;
- ◆当钻孔时, 稍微拧紧夹头, 把持力加强与转矩增大, 抓力明显增强, 防止钻头移动;
- ◆采用表面涂层工艺, 提高表面抗磨损能力, 防锈、防腐效果更好, 精度更稳定, 表面更光滑外型更美观。

#### Advantage

- ◆Material:20CrMnTi,Hardness:56-58HRC;
- ◆Carbon depth:> 0.8;
- ◆Integrated design of the rob and chuck can avoid the rob and chuck separate, enhance reliability and stability;
- ◆Self-tightening, grasp the chuck slightly, when drilling, grasp force is enhancing with the torque increasing and develop obvious strong grasp force to prevent the drill remove;
- ◆Coating surface enhance surface hardness durability, anti-rust and anti-corrosion better, precision more stable, surface more smooth and appearance more nice.





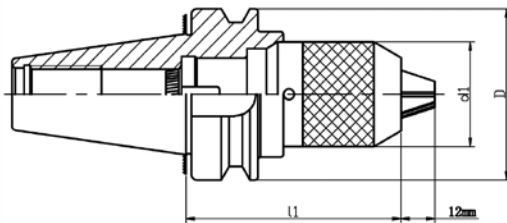
**钻夹头系列 DRILL CHUCK**
**CD1201-01 高速高精度CPU钻夹头刀柄 CPU HIGH SPEED DRILL CHUCK HOLDER**

**◇特点:**

- ◎ 卡爪镀钛, 提高耐磨性, 刀柄整体防锈涂层处理。
- ◎ 刀柄一体式设计, 整体做动平衡可达 G6.3-12000rpm; G2.5-12000rpm; G2.5-18000rpm.
- ◎ 蜗轮蜗杆的结构自锁性强, 安全性能高, 精度更稳定, 使用寿命长。

**◇Features:**

- ◎ Jaws titanium, improve the wear resistance, surface coating.
- ◎ Balancing G6.3 12000rpm G2.5 12000rpm G2.5 18000rpm.
- ◎ High safety stable precision Strong self-locking worm gear .

订货号 Order No.	型号 Model No.	L	D	夹持范围(d)	综合精度	KGS	
CD120101.3013096	BT30-CPU13-96	96	50	1-13	≤0.03	1.26	
CD120101.4013096	BT40-CPU13-96						1.79
CD120101.4016095	BT40-CPU16-95	95		1-16		1.8	
CD120101.5013096	BT50-CPU13-96	96		1-13		4.3	
CD120101.5016116	BT50-CPU16-116	116		1-16		4.7	
CD120101.4013104	CAT40-CPU13-104	104		1-13			1.88
CD120101.5013104	CAT50-CPU13-104						3.71
CD120101.4013088	SK40-CPU13-88	88	1-13				1.62
CD120101.5013088	SK50-CPU13-88						
CD120101.6313095	HSK63A-CPU13-95	95					1.44
CD120101.3013071	ISO30-CPU13-71	71				45	1.35
CD120101.4016795	ISO40-CPU16-79.5	79.5		50		1-16	1.6
CD120101.5016935	ISO50-CPU16-93.5	93.5		50	1-16	3.75	

**CD1202-01 APU带柄自紧钻夹头刀柄 BT/NT APU DRILL CHUCK HOLDER**

**◇特点:**

- ◎ 卡爪镀钛, 提高耐磨性, 整体涂层。
- ◎ 连接杆和夹头整合的设计, 防止夹头和接杆意外的被分离。
- ◎ 具有高精度, 高夹紧, 高可靠性和稳定性。
- ◎ 具有自紧功能, 轻轻夹紧钻头即可, 在钻孔中随着扭矩的增加而同步增加夹持力, 并能产生明显的高强度夹持力, 从而防止钻头打滑。

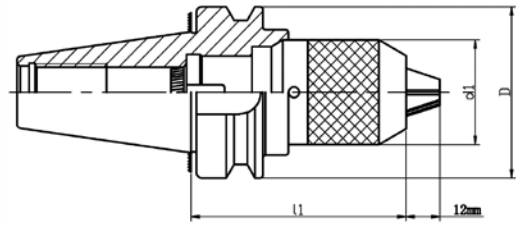
**◇Features:**

- ◎ Jaws titanium, improve the wear resistance, surface coating
- ◎ Integrated design of the rob and collet, can avoid the collet and rob separate;
- ◎ High accuracy, strong grasp force, and high stability;
- ◎ Self-tightening, grasp the collet slightly, when drilling, grasp force is enhancing with the torque increasing and develop obvious strong grasp force to prevent the drill remove.

订货号 Order No.	型号 Model No.	L1	d1	D	KGS
CD120201.4013110	CBBT40-APU13-110	110	50	63	2.10
CD120201.5013115	CBBT50-APU13-115	115	50	100	4.8
CD120201.3008080	BT30-APU08-80	80	37	46	0.72
CD120201.3013110	BT30-APU13-110	110	50	46	1.85
CD120201.3016115	BT30-APU16-115	115	57	46	2.18
CD120201.4008085	BT40-APU08-85	85	37	63	1.46
CD120201.4013100	BT40-APU13-100	100	50	63	2.00
CD120201.4016105	BT40-APU16-105	105	57	100	2.33
CD120201.5008090	BT50-APU08-90	90	37	100	4.16
CD120201.5013100	BT50-APU13-100	100	50	100	4.70
CD120201.5013120	BT50-APU13-120	120	50	100	5.00
CD120201.5013160	BT50-APU13-160	160	50	100	5.30
CD120201.5013180	BT50-APU13-180	180	50	100	5.80
CD120201.5016105	BT50-APU16-105	105	57	100	5.03
CD120201.5016190	BT50-APU16-190	190	57	100	6.00
CD120201.4013101	NT40-APU13-100	100	50	68	6.00
CD120201.4016110	NT40-APU16-110	110	57	68	6.00
CD120201.4016120	NT40-APU16-120	120	57	68	6.00

## 钻夹头系列 DRILL CHUCK

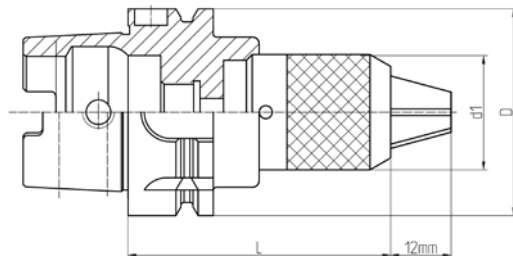
### CD1202-02 CAT/SK APU带柄自紧钻夹头刀柄 APU DRILL CHUCK HOLDER



订货号 Order No.	型号 Model No.	L1	d1	D	KGS
CD120202.4008095	CAT40-APU5/16-3.75 "	3.75 "	1.65 "	2.5 "	1.85
CD120202.4013114	CAT40-APU1/2-4.75 "	4.75 "	2.13 "	2.5 "	2.10
CD120202.4016152	CAT40-APU5/8-6 "	6 "	2.44 "	2.5 "	2.95
CD120202.5008102	CAT50-APU5/16-4 "	4 "	1.65 "	3.875 "	2.10
CD120202.5013108	CAT50-APU1/2-4.25 "	4.25 "	2.13 "	3.875 "	2.85
CD120202.5016114	CAT50-APU5/8-4.5 "	4.5 "	2.44 "	3.575 "	3.45

订货号 Order No.	型号 Model No. d1-l1	l1	d1	D	KGS
CD120202.3008080	SK30-APU08-80	80	37	50	0.60
CD120202.3013120	SK30-APU13-120	120	50	50	1.45
CD120202.3016125	SK30-APU16-125	125	57	50	1.78
CD120202.4008080	SK40-APU08-80	80	42	63.55	1.78
CD120202.4013105	SK40-APU13-105	105	54	63.55	2.33
CD120202.4013135	SK40-APU13-135	135	54	63.55	2.63
CD120202.4016125	SK40-APU16-125	125	62	63.55	2.83
CD120202.4016150	SK40-APU16-150	150	62	63.55	3.18
CD120202.5008080	SK50-APU08-80	80	42	97.5	2.33
CD120202.5013100	SK50-APU13-100	100	54	97.5	2.63
CD120202.5013120	SK50-APU13-120	120	54	97.5	2.83
CD120202.5016100	SK50-APU16-100	100	62	97.5	3.15
CD120202.5016120	SK50-APU16-120	120	62	97.5	3.25

### CD1202-03 HSK APU带柄自紧钻夹头刀柄 APU DRILL CHUCK HOLDER

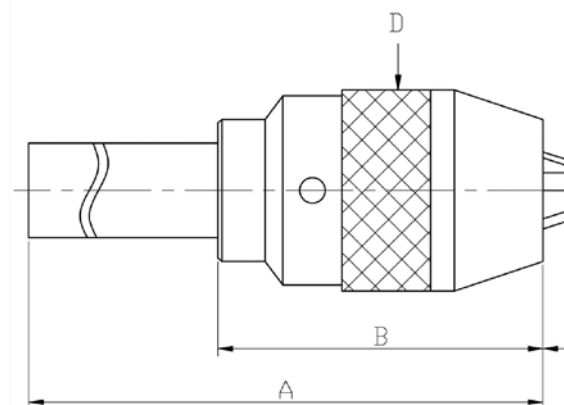


订货号 Order No.	型号 Model No.	L	d1	D	KGS
CD120203.5013135	HSK50A-APU13-135	135	50	50	0.60
CD120203.6313135	HSK63A-APU13-135	135	50	63	1.45
CD120203.1013135	HSK100A-APU13-135	135	50	100	1.78

## &gt;&gt;&gt; CD1202-04 APU带柄自紧钻夹头刀柄 APU DRILL CHUCK HOLDER

**整体式自紧钻夹头 Integrated keyless Drill chuck**

- ◎ 附有夹头柄结构之设计，使得这更适合铣床及综合切削机。精密的机械工学和坚固耐用的组成确保了精度和使用耐力。
- ◎ The design of drill chuck make it more suitable for milling machine and integrated cutting machine Exact machinery and firmly components ensure the accuracy and endurance.
- ◎ 卡爪镀钛，提高耐磨性，整体涂层。
- ◎ Jaws titanium, improve the wear resistance, surface coating



MTA:莫氏锥度柄 Morse taper shank

订货号 Order No.	型号 Model No.	夹持范围 Range		连接 尺寸 Mounts	长度Length			KGS
		mm	inch		A	B	D (Outer)	
CD120204.0213080	JM0613H	1-13	1/64"-1/2"	MTA2	160	80	54	1
CD120204.0313080	JM0613H	1-13	1/64"-1/2"	MTA3	179	80	54	1.08
CD120204.0413081	JM0613H	1-13	1/64"-1/2"	MTA4	205	81	54	1.48
CD120204.0316082	JM0616H	1-16	1/64"-5/8"	MTA3	184	82	58	1.4
CD120204.0416082	JM0616H	1-16	1/64"-5/8"	MTA4	209	82	58	1.7



MTB:莫氏锥度柄 Morse taper shank

订货号 Order No.	型号 Model No.	夹持范围 Range		连接 尺寸 Mounts	长度Length			KGS
		mm	inch		A	B	D (Outer)	
CD120204.0213081	JM0613H	1-13	1/64"-1/2"	MT2	160	80	54	1
CD120204.0313081	JM0613H	1-13	1/64"-1/2"	MT3	179	80	54	1.08
CD120204.0413082	JM0613H	1-13	1/64"-1/2"	MT4	205	81	54	1.48
CD120204.0316083	JM0616H	1-16	1/64"-5/8"	MT3	184	82	58	1.4
CD120204.0416083	JM0616H	1-16	1/64"-5/8"	MT4	209	82	58	1.7

## 钻夹头系列 DRILL CHUCK

### CD1202-05 APU带柄自紧钻夹头刀柄 APU DRILL CHUCK HOLDER

C:直柄 C straight shank



订货号 Order No.	型号 Model No.	夹持范围 Range		连接尺寸 Mounts	长度Length			KGS
		mm	inch		A	B	D (Outer)	
CD120205.2013080	JM0713H	1-13	1/64"-1/2"	C20	140	80	54	0.98
CD120205.2513080	JM0713H	1-13	1/64"-1/2"	C25	160	80	54	1.12
CD120205.3213081	JM0713H	1-13	1/64"-1/2"	C32	161	81	54	1.37
CD120205.1913081	JM0713H	1-13	1/64"-1/2"	C3/4	161	81	54	1.37
CD120205.1613081	JM0713H	1-13	1/64"-1/2"	C5/8	161	81	54	1.37
CD120205.2016085	JM0716H	1-16	1/64"-5/8"	C20	145	85	58	1.33
CD120205.2516085	JM0716H	1-16	1/64"-5/8"	C25	165	85	58	1.48
CD120205.3216085	JM0716H	1-16	1/64"-5/8"	C32	165	85	58	1.66
CD120205.1916085	JM0716H	1-16	1/64"-5/8"	C3/4	165	85	58	1.66
CD120205.1616085	JM0716H	1-16	1/64"-5/8"	C5/8	165	85	58	1.66



R8柄 R8 taper shank

订货号 Order No.	型号 Model No.	夹持范围 Range		连接尺寸 Mounts	长度Length			KGS
		mm	inch		A	B	D (Outer)	
CD120205.0813081	JM0613H	1-13	1/64"-1/2"	R8	186	81	54	1.25
CD120205.0816085	JM0616H	1-16	1/64"-5/8"	R8	190	85	58	1.54

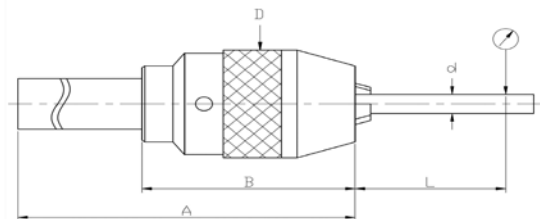


MT ( Short )

订货号 Order No.	型号 Model No.	夹持范围 Range	连接方式 Connection	A	B	D
CD120205.0208060	BJ0108	1-8	MT2 ( Short )	83.5	59.5	37
CD120205.0313082	BJ0113	1-13	MT3 ( Short )	108	81.5	49
CD120205.0213082	BJ0113	1-13	MT2 ( Short )	106	81.5	49
CD120205.0316088	BJ0116	1-16	MT3 ( Short )	115	88	54

### 精度检验表 Precision Inspection Table

型号 Model No.	直径d	长度L	径向跳动MAX Run-out
0.2-8	4	35	0.08
	6	35	0.08
	8	50	0.08
0.2-13	6	55	0.05
	10	55	0.05
	13	75	0.05
0.2-16	6	55	0.05
	10	55	0.05
	16	80	0.05



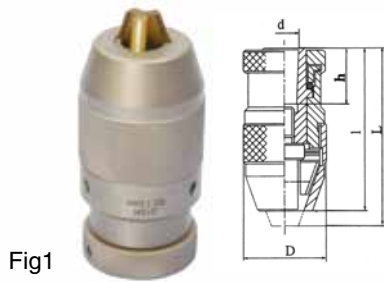
**钻夹头系列 DRILL CHUCK**
**CD1203-01 自紧钻夹头 KEYLESS DRILL HOLDER**


Fig1

**重型 Heavy**
**特点:**

- ◇ 卡爪镀钛, 整体涂层, 提高耐磨性。
- ◇ 本产品执行中华人民共和国机械工业部JB4371.1~4371.3-99标准。
- ◇ 高精度, 超强自紧式钻夹头, 良好的刚性, 持久耐用。
- ◇ 适用于加工中心, 数控车床, 镗床, 铣床等机床。

**Features:**

- ◇ Jaws titanium, improve the wear resistance, surface coating.
- ◇ This product is in conformity with the standard of JB4371.1-4371.3-99 of the Mechanical Engineering Ministry of China.
- ◇ High precision super drill chucks, Good rigidity & High durability.
- ◇ Suitable for Heavy duty & Extra heavy duty. For Machining center, Digital control machine-tool, Boring lathe and Milling machine.

**轻型 Light**
**特点:**

- ◇ 卡爪镀钛, 整体涂层, 提高耐磨性。
- ◇ 本产品执行中华人民共和国机械工业部JB4371.1~4371.3-99标准。
- ◇ 体积小, 重量轻, 操作安全, 简便。
- ◇ 广泛适用于各类钻床, 铣床, 车床, 镗床及手电工具。

**Features:**

- ◇ Jaws titanium, improve the wear resistance, surface coating.
- ◇ This product is in conformity with the standard of JB4371.1-4371.3-99 of the Mechanical Engineering Ministry of China.
- ◇ Small volume, Little weight, Extremely safe and Easy operation.
- ◇ For Various drill machines, Milling machine, Lathe, Boring Lathe and Electric hand tool.

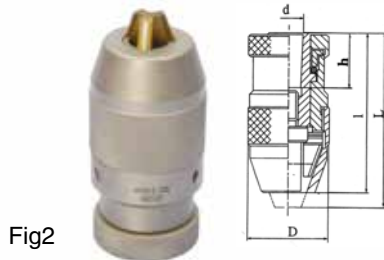


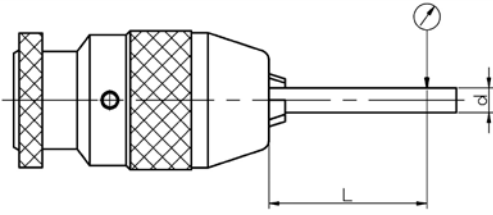
Fig2

订货号 Order No.	型号 Model No.	夹特范围 Range	锥孔号 Taper	Fig	d	h	D	L	l	
CD120301.0004045	J0106	0.3~4	JT0	Fig1	6.350	11.112	φ28	50	45	
CD120301.1006061			B10		10.094	14.5				
CD120301.1206061		0.5~6	B12		12.065	18.5				
CD120301.0006061			JT0		6.350	11.112				
CD120301.0106061			JT1		9.754	16.669				
CD120301.1208084	J0108	0.5~8	B12	Fig1	12.065	18.5	φ42	91	84	
CD120301.1208078			B16	Fig2				86	78	
CD120301.1608084				Fig1	15.733	24.0		91	84	
CD120301.1608078			Fig2	86				78		
CD120301.0208084		1/64 " ~5/16 "	JT2	Fig1	14.199	22.225		91	84	
CD120301.0208078				Fig2				86	78	
CD120301.3308084			JT33	Fig1	15.850	25.400		91	84	
CD120301.3308078				Fig2				86	78	
CD120301.1210084		J0110H	1~10	B12	Fig1	12.065		18.5	91	84
CD120301.1210078					Fig2				86	78
CD120301.1610084				B16	Fig1	15.733		24.000	91	84
CD120301.1610078					Fig2				86	78
CD120301.0210084	1/32 " ~3/8 "		JT2	Fig1	14.199	22.225	91	84		
CD120301.0310078				Fig2			86	78		
CD120301.3310084			JT33	Fig1	15.850	25.400	91	84		
CD120301.3310078				Fig2			86	78		
CD120301.1213097	J0113H		1~13	B12	Fig1	12.065	18.5	φ48	106	97
CD120301.1213088					Fig2			φ44	97	88
CD120301.1613097		B16		Fig1	15.733	24.0	φ48	106	97	
CD120301.1613088				Fig2			φ44	97	88	
CD120301.0213097		1/32 " ~1/2 "	JT2	Fig1	14.199	22.225	φ48	106	97	
CD120301.0213088				Fig2			φ44	97	88	
CD120301.3313097			JT33	Fig1	15.850	25.400	φ48	106	97	
CD120301.3313088				Fig2			φ44	97	88	
CD120301.0613097		1/32 " ~1/2 "	JT6	Fig1	17.170	25.400	φ48	106	97	
CD120301.1616101				1~16	B16	Fig1	15.733	24.0	φ53	109
CD120301.1616092	Fig2	φ48	102			92				
CD120301.1816101	B18	Fig1	17.780		32.0	φ53	109	101		
CD120301.1816098		Fig2				φ48	108	98		
CD120301.0616101	1/32 " ~5/8 "	JT6	Fig1	17.170	25.400	φ53	109	101		
CD120301.0316101			JT3			Fig1	20.599	30.956	φ53	109
CD120301.0316098		Fig2		φ48	108	98				
CD120301.0616092		JT6	Fig2	17.170	25.4000	φ48	102	92		
CD120301.2220119	J0120H	5~20	B22	Fig1	21.793	40.5	φ62	129	119	
CD120301.2220103				Fig2	21.3	30.5	φ53	115	103	
CD120301.0319119		3/16 " ~3/4 "	JT3	Fig1	20.599	30.956	φ62	129	119	
CD120301.0319103				Fig2			φ53	115	103	



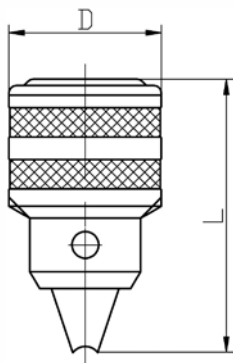
## 钻夹头系列 DRILL CHUCK

### 精度检验 precision inspection



夹特范围 Range	直径d (mm)	L(mm)	径向跳动 Run out		力矩 N.M
			M级	P级	
0.2-8	4	45	0.05	0.1	4
	8	80			
0.2-10	5	60			6
	10	95			
0.2-13	6	65			12
	13	105			
0.2-16	8	80			14
	16	110			

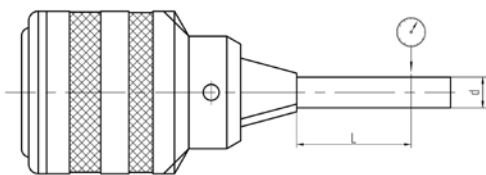
### CD1204-01 扳手钻夹头 KEY TYPE DRILL HOLDER



- ◎ 适合中、重型钻削
- ◎ 应用于铣床、车床、钻床、木工机械
- ◎ 能够承受高速切削
- ◎ 外观发黑或涂层处理
- ◎ Suitable for medium、heavy duty drilling use
- ◎ For milling machine、lathe、drilling machine、wood working machine
- ◎ High speed drilling can be performed for possessing high gripping power
- ◎ Black appearance or coating process

#### 圆锥连接 MORSE TAPER MOUNT

订货号 Order No.	型号 Model No.	夹特范围 Range		锥孔 Taper Mount	D	L	KGS
		mm	Inch				
CD120401.0106049	J226	0.6-6	1/64-1/4	JT1	31.0	49	0.125
CD120401.0210070	J2210	1.0-10	1/31-3/8	JT2	42.5	70	0.335
CD120401.3313086	J2213	1.0-13	1/32-1/2	JT33	53.0	86	0.620
CD120401.0613086				JT6			
CD120401.0316086	J2616	3.0-16	1/8-5/8	JT3			
CD120401.3316086				JT33			
CD120401.0616086				JT6			
CD120401.0316093				JT3			
CD120401.0319110	J2220	5.0-20	3/16-3/4	JT3	65.3	110	1.185
CD120401.1209070	J2110	1.0-10	1/32-3/8	B12	42.5	70	0.335
CD120401.1613086	J2113	1.0-13	1/32-1/2	B16	53.0	86	0.620
CD120401.1616086	J2516	3.0-16	1/8-5/8	B16			
CD120401.1816086				B18			
CD120401.1616093	J2116	1.0-16	1/32-5/8	B16	57	93	0.800
CD120401.1816093				B18			
CD120401.2220110	J2120	5.0-2.0	3/16-3/4	B22	65.3	110	1.185



夹特范围 Range	直径d (mm)	L(mm)	径向跳动 Run out	
			M级	P级
0.6-6	3	45	0.05	0.12
	6	80		
1-10	5	60		
	10	95		
1-13	6	65		
	13	105		
3-16	8	80		
	16	110		
5-20	10	100		
	20	130		

## 高速、高精度、高寿命拉钉系列

### High Speed High accuracy High durability pull stud

#### 特点:

- ◆材质: 20CrMnTi;
- ◆渗碳深度: $> 0.8$ ;
- ◆头部硬度: 54-57HRC;
- ◆螺纹及其它部位硬度较低:  $35 \pm 5$ HRC, (保护柄螺纹,核心硬度可以抵御冲击);
- ◆深冷处理和热时效处理可减少残余应力,提高耐用性和精度稳定性;
- ◆采用表面涂层工艺,提高表面抗磨损能力,防锈、防腐效果更好,精度更稳定,表面更光滑外型更美观。

- ◆Material: 20CrMnTi;
- ◆Carbon depth: $> 0.8$ ;
- ◆Head hardness: 54-57HRC;
- ◆Thread hardness is a little low ; $35 \pm 5$ HRC ( Protect shank thread, core hardness can resist hit );
- ◆Cryogenic treatment and thermal aging treatment can reduce the inner residual stress, improve durability and precision stability;
- ◆Appearance Electroless plating process improve surface hardness durability, cleanness, precision stability, the surface is more smooth, anti-rust and anti-corrosion is better, feel comfortable and surface is more nice.



拉钉系列 PULL STUD

CD1301-01 BT ( MAS 403 ) 拉钉 BT ( MAS 403 ) PULL STUD

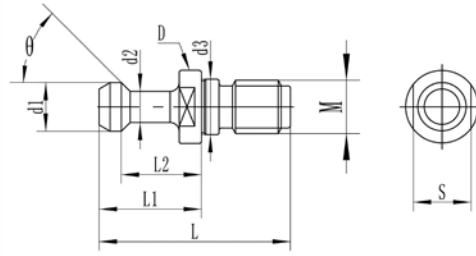


Fig1

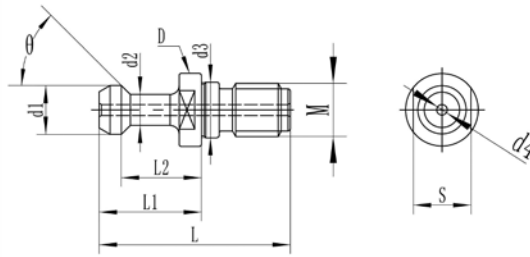
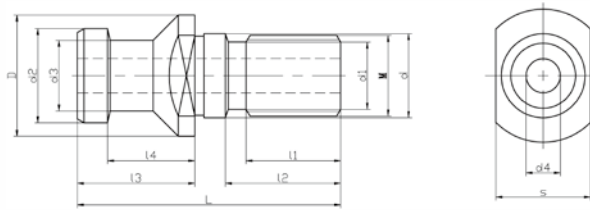
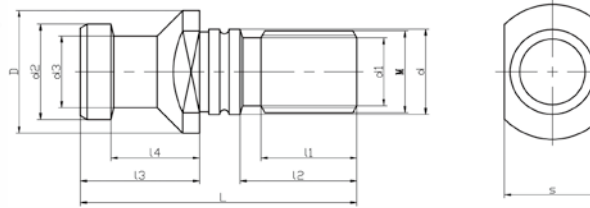


Fig2  
中心出水 COOLANT

订货号 Order No.	型号 Model No.	Fig.	L	M	D	S	d1	L1	L2	d2	d3	θ	d4	KGS
CD130101.3045000	BT30-θ	Fig1	43	12	16.5	13	11	23	18	7	12.5	45°	-	0.04
CD130101.3060000		Fig1	43	12	16.5	13	11	23	18	7	12.5	60°	-	0.04
CD130101.3090000		Fig1	43	12	16.5	13	11	23	18	7	12.5	90°	-	0.04
CD130101.3045025		Fig2	43	12	16.5	13	11	23	18	7	12.5	45°	2.5	0.04
CD130101.3060025		Fig2	43	12	16.5	13	11	23	18	7	12.5	60°	2.5	0.04
CD130101.3090025		Fig2	43	12	16.5	13	11	23	18	7	12.5	90°	2.5	0.04
CD130101.4045000	BT40-θ	Fig1	60	16	23	19	15	35	28	10	17	45°	-	0.1
CD130101.4060000		Fig1	60	16	23	19	15	35	28	10	17	60°	-	0.1
CD130101.4090000		Fig1	60	16	23	19	15	35	28	10	17	90°	-	0.1
CD130101.4045040		Fig2	60	16	23	19	15	35	28	10	17	45°	4	0.1
CD130101.4060040		Fig2	60	16	23	19	15	35	28	10	17	60°	4	0.1
CD130101.4090040		Fig2	60	16	23	19	15	35	28	10	17	90°	4	0.1
CD130101.4045070	BT40-MAZAK	Fig2	44.1	16	22	19	18.8	19.1	14.02	12.45	17	45°	7	0.06
CD130101.5045000	BT50-θ	Fig1	85	24	38	30	23	45	35	17	25	45°	-	0.3
CD130101.5060000		Fig1	85	24	38	30	23	45	35	17	25	60°	-	0.2
CD130101.5090000		Fig1	85	24	38	30	23	45	35	17	25	90°	-	0.3
CD130101.5045060		Fig2	85	24	38	30	23	45	35	17	25	45°	6	0.3
CD130101.5060060		Fig2	85	24	38	30	23	45	35	17	25	60°	6	0.3
CD130101.5090060		Fig2	85	24	38	30	23	45	35	17	25	90°	6	0.3
CD130101.5045100	BT50-MAZAK	Fig2	65.2	24	37	30	29	25.2	17.7	20.83	25	45°	10	0.3

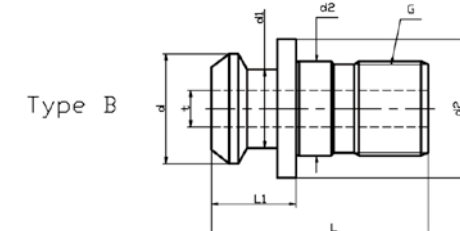
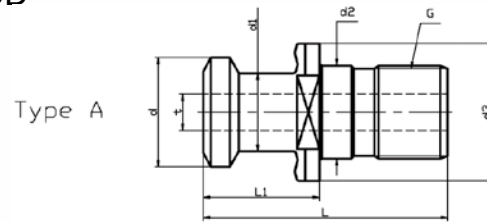
**拉钉系列 PULL STUD**
**CD1301-02 DIN69872A/B-拉钉 PULL STUD**


A Type




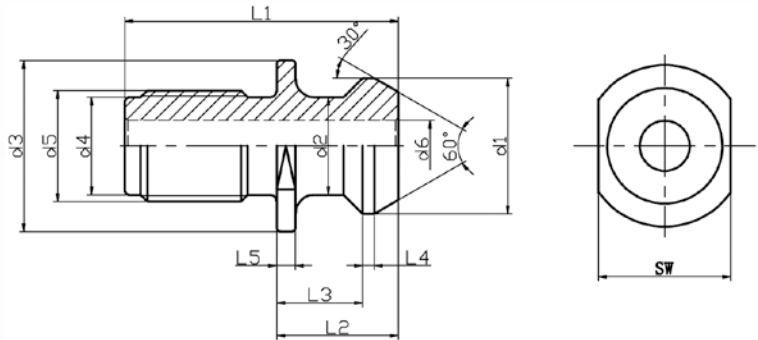
B Type

订货号 Order No.	型号 Model No.	Size	L	D	d	d1	d2	d3	d4	M	L1	L2	L3	L4	W	KGS
CD130102.3015044	DIN69872-A	30	44	17	13	10	13	9	3	M12	10	15	24	19	14	0.03
CD130102.4015054		54				13.5			7	M16	15	21				0.09
CD130102.4015085		85				8.5			4	M10	10	52				0.08
CD130102.4015110		110	23	17		10					12	77	26	20	19	0.09
CD130102.4015086		86				13.5		19	14	7	M16		53			0.1
CD130102.4015111		111									15	78				0.12
CD130102.4015108		108										75				0.12
CD130102.5015074		50	74	36	25	20			11.5	M24	23	30	34	25	30	0.25
CD130102.5015110			110			16.5	28	21	7	M20		66				0.31
CD130102.3015013		DIN69872-B	30	44	17	13	10	13	9		M12	10	15	24	19	14
CD130102.4015017	40		54	23	17	13.5	19	14	-	M16	15	21	26	20	19	0.09
CD130102.5015025	50		74	36	25	20	28	21		M24	23	30	34	25	30	0.05


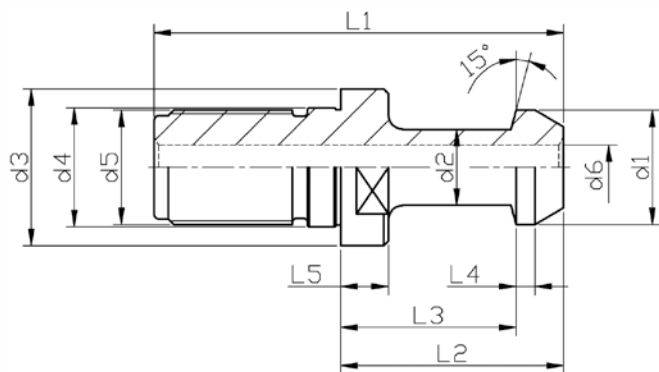
**CD1301-03 ISO 7388A/B-拉钉 PULL STUD**


订货号 Order No.	型号 Model No.	TYPE	L	d	d1	d2	d3	t	G	KGS
CD130103.3013044	ISO7388/2-P12D	A	44	12	8	13	18	-	M12	0.04
CD130103.3013027		B	27	13.3	9.3					0.04
CD130103.4017054	ISO7388/2-P16D	A	54	19	14	17	23	7.5	M16	0.06
CD130103.4017045		B	44.5	18.95	12.95					0.05
CD130103.5025074	ISO7388/2-P24D	A	74	28	21	25	36	11.5	M24	0.2
CD130103.5025066		B	65.5	29.1	19.6					0.18

## 拉钉系列 PULL STUD

 CD1301-04 CAT40/50-拉钉 PULL STUD


订货号 Order No.	型号 Model No.	d1	d2	d3	d4	d5 UNC	d6	L1	L2	L3	SW	KGS
CD130104.3045012	CAT30-45°	0.52 "	0.385 "	0.65 "	0.385 "	1/2 " -13	-	1.1 "	0.46 "	0.32 "	0.53 "	0.03 "
CD130104.4045016	CAT40-45°	0.74 "	0.49 "	0.94 "	0.49 "	5/8 " -11	-	1.5 "	0.64 "	0.44 "	0.75 "	0.04 "
CD130104.5045025	CAT50-45°	1.14 "	0.82 "	1.44 "	0.82 "	1 " -8	-	2.3 "	1 "	0.7 "	1.25 "	0.16 "
CD130104.4045007	CAT40-45° W	0.74 "	0.49 "	0.94 "	0.49 "	5/8 " -11	0.281 "	1.5 "	0.64 "	0.44 "	0.75 "	0.03 "
CD130104.5045012	CAT50-45° W	1.14 "	0.82 "	1.44 "	0.82 "	1 " -8	0.468 "	2.3 "	1 "	0.7 "	1.25 "	0.15 "

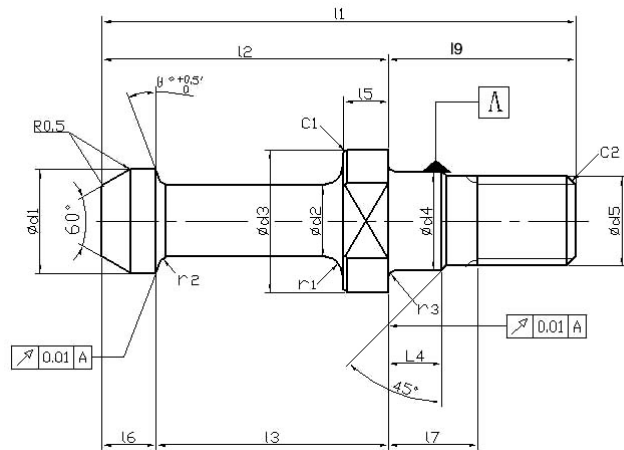
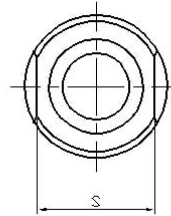
 CD1301-05 JIS B6339 拉钉 PULL STUD


订货号 Order No.	型号 Model No.	d1	d2	d3	d4	d5	d6	L1	L2	L3	L4	L5	SW	KGS
CD130105.3015016	30P	12	8	16.5	12.5	M12	-	43	23.4	18.4	3	5	13	0.03
CD130105.4015023	40P	19	14	23	17	M16	7	54	29	23	3	7	19	0.08
CD130105.5015038	50P	28	21	38	25	M24	10	74	34	25	5	7	30	0.24



拉钉系列 PULL STUD

CD1301-06 SR 拉钉 (ST刀柄专用拉钉) SR PULL STUD

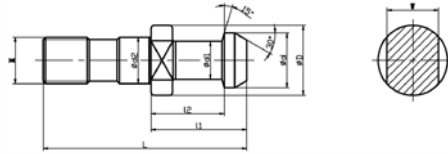


订货号 Order No.	型号 Model No.	$l_1$	$d_4$ $h_7$	$d_5$ $6_g$	$C_2$	$r_3$ (Max)	$l_4$	$l_7$	$d_{3-0.1}^0$	$r_1$	$l_{5-0.1}^0$	$S_{0-0.2}^0$	$C_1$	KGS
CD130106.0555235	S5R	23.5	5.5	M5	0.5	0.4	3	5	8	1	2.5	7	0.2	0.003
CD130106.1065265	S10R	26.5	6.5	M6	0.5	0.4	3	5	10	1.5	3	8	0.3	0.006
CD130106.1585320	S15R	32	8.5	M8	1	0.5	4	6	12	1.5	3.5	10	0.4	0.01
CD130106.2085345	S20R	34.5	8.5	M8	1	0.5	4	6	14	1.8	4	10	0.5	0.02
CD130106.2510540	S25R	40	10.5	M10	1	0.5	4	7	15.5	2	4.5	13	0.5	0.03

型号 Model No.	$d_{1-0.1}^0$	$d_{2-0.1}^0$	$l_{2-0.1}^0$	$l_{3-0.1}^0$	$l_6$	$r_2$	$\theta$		$l_3-l_5$	$l_9$	CHUCK
							1形	2形			
S5R	5.8	4	13.5	10.5	1.4	0.3	+0.5° 0 15°	+0.5° 0 0°	8	10	S5T
S10R	7	5	15.5	12	1.6	0.3			9	11	S10T
S15R	8.3	6	18	14	1.9	0.4			10.5	14	S15T
S20R	9.5	7	20.5	16	2.1	0.4			12	14	S20T
S25R	10.8	8	23	18	2.3	0.5			13.5	17	S25T

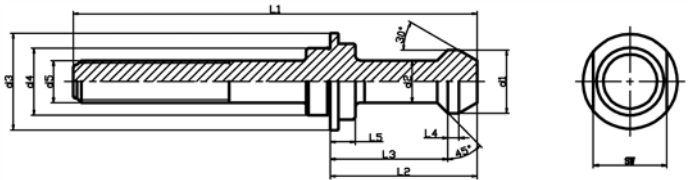
拉钉系列 PULL STUD

CD1301-07 ISO雕刻机用拉钉 PULL STUD FOR CARVING MACHINE



订货号 Order No.	型号 Model No.	D	d	d1	d2	L	l1	l2	W	M	KGS
CD130107.2015009	ISO20	11.4	9	6	8.5	26	12	9	10	M8X1.25	0.01
CD130107.2515010	ISO25	12	10	7	9	32	16	11.6	10	M8X1.25	0.01
CD130107.3015013	ISO30	17	13	9	13	45	24	19	14	M12X1.75	0.03

CD1301-08 无扁尾莫氏圆锥孔刀柄加长拉钉  
PULL STUD FOR MORSE TAPER WITHOUT TANG



MAS 403-1975

订货号 Order No.	型号 Model No.	d1	d2	d3	d4	d5	L1	L2	L3	L4	L5	SW	KGS
CD130108.4045010	BT40-45°	15	10	23	17	M10	115	35	28	2.7	6	19	0.14
CD130108.4045012	BT40-45°					M12							
CD130108.4045014	BT40-45°					M14							
CD130108.4045016	BT40-45°					M16							
CD130108.4060012	BT40-60°					M12							
CD130108.4060016	BT40-60°					M16							
CD130108.5045020	BT50-45°	23	17	38	25	M20	170	45	35	5	10	30	0.42

JIS B6339

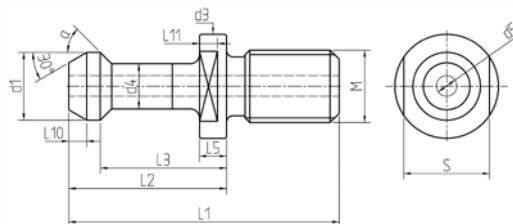
订货号 Order No.	型号 Model No.	d1	d2	d3	d4	d5	d6	L1	L2	L3	L4	L5	SW	KGS
CD130108.4045110	40P-110	19	14	23	17	M12	-	110	29	23	3	7	19	0.15
CD130108.4045115	40P-115					M16		115						

ISO 7388/2 A

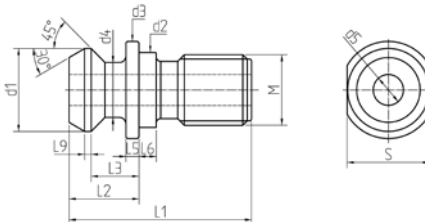
订货号 Order No.	型号 Model No.	d1	d2	d3	d4	d5	d6	L1	L2	L3	L4	L5	SW	KGS
CD130108.4045119	LDA40-110	19	14	23	17	M12	-	110	25	20	4	4	19	0.15
CD130108.4045116	LDA40-116					M16		116						

ISO 7388/2 B

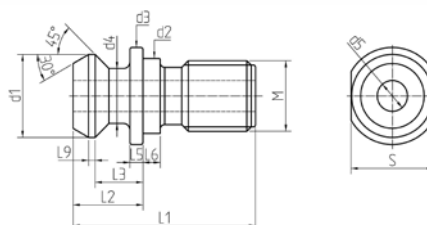
订货号 Order No.	型号 Model No.	d1	d2	d3	d4	d5	d6	L1	L2	L3	L4	L5	SW	KGS
CD130108.4045100	LDB40-110	18.95	12.95	23	17	M12	-	100	16.4	11.5	1.75	3.25	19	0.15
CD130108.4045106	LDB40-106					M16		106						

**拉钉系列 PULL STUD**
**CD1301-09 BT-CAT 美制螺纹拉钉 BT-CAT INCH THREAD PULL STUD**


订货号 Order No.	型号 Model No.	d1	d3	d4	d5	M	L1	L2	L3	L5	L10	L11	S	$\alpha$	KGS
CD130109.4045000	BT40-45° -CAT	15	23	10	-	0.625" - 11UNC	57	32.15	25.15	6	4	4	19	45°	0.07
CD130109.4045004	BT40-45° -CAT	15			4										0.06
CD130109.4060000	BT40-60° -CAT	15			-										0.07
CD130109.4060004	BT40-60° -CAT	15			4										0.06
CD130109.4090000	BT40-90° -CAT	15			-										0.07
CD130109.4090004	BT40-90° -CAT	15			4										0.06
CD130109.5045000	BT50-45° -CAT	23	38	17	-	1" - 8UNC	78.22	45.2	35.2	10	5	8	30	45°	0.26
CD130109.5045085	BT50-45° -CAT	23			8.5										0.22
CD130109.5060000	BT50-60° -CAT	23			-										0.26
CD130109.5060085	BT50-60° -CAT	23			8.5										0.22
CD130109.5090000	BT50-90° -CAT	23			-										0.26
CD130109.5090085	BT50-90° -CAT	23			8.5										0.22

**CD1301-10 CAT-JT 公制螺纹拉钉 CAT-JT METRIC THREAD PULL STUD**


订货号 Order No.	型号 Model No.	d1	d2	d3	d4	d5	M	L1	L2	L3	L5	L6	L9	S	KGS
CD130110.4045000	CAT40-45° -JT	18.80	17	22	12.45	-	M16	41.11	16.11	11.03	3	4	1.52	19.05	0.04
CD130110.4045007	CAT40-45° -JT					7									0.03

**CD1301-11 CAT-MAZAK UPGRADED PULL STUD CAT-MAZAK**


订货号 Order No.	型号 Model No.	d1	d2	d3	d4	d5	M	L1	L2	L3	L5	L6	L9	S	KGS
CD130111.4050000	CAT40-45°	18.80	16.28	22	12.45	-	0.625" - 11UNC	41.26	16.26	11.18	3	4	1.52	19.05	0.04
CD130111.4050007	CAT40-45°					7									0.03
对应英制尺寸inch		0.740	0.641	0.866	0.490	0.276	-	1.624	0.640	0.440	0.118	0.157	0.06	0.75	
CD130111.5045000	CAT50-45°	28.96	26.18	35.56	20.83	-	1" - 11UNC	58.5	25.4	17.78	5	5.5	2.54	30.15	0.17
CD130111.5045010	CAT50-45°					10									0.16
对应英制尺寸inch		1.140	1.031	1.40	0.820	0.394	-	2.303	1.000	0.700	0.197	0.217	0.10	1.187	

## 高精度、高寿命**攻丝刀柄**系列

### High accuracy high durability tapping chuck

#### 特点:

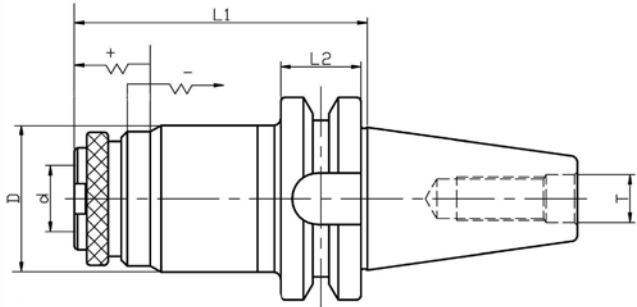
- ◆ 材质: 20CrMnTi;
- ◆ 渗碳深度: > 0.8;
- ◆ 硬度: 56-60HRC;
- ◆ 柄体锥度等级按  $\leq AT3$ ;
- ◆ 攻丝夹头具有螺距补偿装置在前, 后, 攻丝夹头具有转矩过载保护装置, 防止丝锥折断
- ◆ 夹头有不同直径可以通过调整螺母, 得到不同的滑动力矩;
- ◆ 深冷处理  
所有的数控刀柄都进行长时间深冷处理使残余奥氏体向马氏体和纳米碳化物颗粒沉淀, 提高刀柄硬度, 韧性和耐久性, 降低残余内应力;
- ◆ 热时效处理  
长时间的热时效处理有效去除磨加工时的残余内应力。
- ◆ 提供两种外观: 喷砂外观和涂层处理。

#### Comprehensive features of tapping chuck

- ◆ Material 20CrMnTi;
- ◆ Carbon depth > 0.8 ;
- ◆ Hardness 56-60HRC;
- ◆ Tapper tolerance:  $\leq AT3$ , High precision connection of the shank
- ◆ Tapping chuck has pitch compensate device in the front and at the end, tapping collet has torque overload protection device to prevent tap breaking;
- ◆ Tap with different Dia can get different slip torque by adjusting the nut;
- ◆ cryogenic treatment:  
All of the CNC chucks are processed long time sub-zero treatment Make the residual austenite into martensite and precipitate of nano-sized carbide particles, enhance chucks hardness, toughness durability, and reduce the residual internal stress.
- ◆ Thermal aging treatment:  
Long time thermal aging treatment can get rid of the residual internal stress in grinding process.
- ◆ Provide 2 kinds appearance : Sand-blasting and nickel coating process.



## 攻丝夹头系列 TAPPING CHUCK SERIES

 >>> CD1401-01 BT/SK(DIN69871)/NT G型攻丝夹头刀柄  
 BT/SK(DIN69871)/NT TAP HOLDER ADAPTER


- ◎ 具有扭矩过载保护装置, 防止丝锥断裂
- ◎ 具有张力和弹力的丝锥刀柄
- ◎ 刀具更换简便快捷

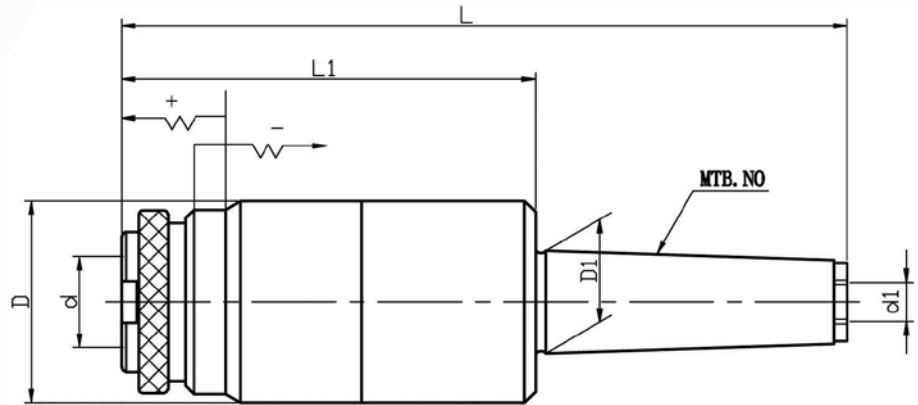
- ◎ With torque overload protection device to prevent tap break
- ◎ With tension and elasticity
- ◎ Easier to change the insert

订货号 Order No.	型号 Model No.	攻牙范围 Gripl range	D	d	L1	L2	T	筒夹型号 Collet	KGS
CD140101.3012120	BT30-GT12-120	M2-M16	46	19	120	20	M12	TC312	1.3
CD140101.3024145	BT30-GT24-145	M5-M30	66	30	145	20	M12	GT24	2.4
CD140101.3082145	BT30-TC820-145	M5-M30	66	31	145	20	M12	TC820	2.4
CD140101.4012110	BT40-GT12-110	M2-M16	46	19	110	25	M16	TC312	1.7
CD140101.4024140	BT40-GT24-140	M5-M30	66	30	140	25	M16	GT24	2.7
CD140101.4082140	BT40-TC820-140	M5-M30	66	31	140	25	M16	TC820	2.7
CD140101.5012120	BT50-GT12-120	M2-M16	46	19	120	35	M24	TC312	4.2
CD140101.5024140	BT50-GT24-140	M5-M30	66	30	140	35	M24	GT24	5.3
CD140101.5082140	BT50-TC820-140	M5-M30	66	31	140	35	M24	TC820	5.3
CD140101.5042200	BT50-GT42-200	M24-M42	78	45	200	35	M24	GT42	9.8
CD140101.3012115	SK30-GT12-115	M2-M16	46	19	115	15.9	M12	TC312	1.2
CD140101.3024140	SK30-GT24-140	M5-M30	66	30	140	15.9	M12	GT24	1.5
CD140101.3082140	SK30-TC820-140	M5-M30	66	31	140	15.9	M12	TC820	2.5
CD140101.4012111	SK40-GT12-110	M2-M16	46	19	110	15.9	M16	TC312	1.5
CD140101.4024150	SK40-GT24-150	M5-M30	66	30	150	15.9	M16	GT24	3
CD140101.4082150	SK40-TC820-150	M5-M30	66	31	150	15.9	M16	TC820	3
CD140101.5012110	SK50-GT12-110	M2-M16	46	19	110	15.9	M24	TC312	2.9
CD140101.5024141	SK50-GT24-140	M5-M30	66	30	140	15.9	M24	GT24	8.8
CD140101.5082141	SK50-TC820-140	M5-M30	66	31	140	15.9	M24	TC820	8.8
CD140101.5042190	SK50-GT42-190	M24-M42	78	45	190	15.9	M24	GT42	8.5
CD140101.3012105	NT30-GT12-105	M2-M16	46	19	105	8	M12	TC312	2
CD140101.3024130	NT30-GT24-130	M5-M30	66	30	130	8	M12	GT24	2.4
CD140101.3082130	NT30-TC820-130	M5-M30	66	31	130	8	M12	TC820	2.4
CD140101.4012112	NT40-GT12-110	M2-M16	46	19	110	10	M16	TC312	1.5
CD140101.4024135	NT40-GT24-135	M5-M30	66	30	135	10	M16	GT24	2.9
CD140101.4082125	NT40-TC820-125	M5-M30	66	31	125	10	M16	TC820	2.9
CD140101.5012113	NT50-GT12-110	M2-M16	46	19	110	12	M24	TC312	4
CD140101.5024120	NT50-GT24-120	M5-M30	66	30	120	12	M24	GT24	4.3
CD140101.5082120	NT50-TC820-120	M5-M30	66	31	120	12	M24	TC820	4.3
CD140101.5042191	NT50-GT42-190	M24-M42	78	45	190	12	M24	GT42	6



## 攻丝夹头系列 TAPPING CHUCK SERIES

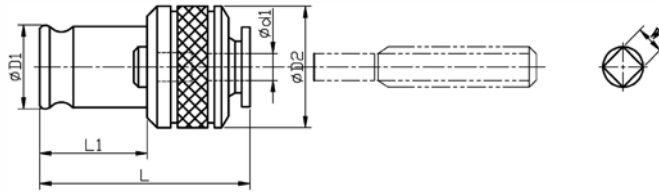
### CD1401-02 MT/C-GT型攻丝刀柄 MT/C-GT TYPE TAPPING TOOL HOLDER



订货号 Order No.	型号 Model No.	攻牙范围 Gripl range	D	d	L1	D1	T	筒夹型号 Collet	KGS
CD140102.0212110	MT2-GT12-110	M2-M16	46	19	110	17.78	M10	TC312	1.1
CD140102.0224120	MT2-GT24-120	M5-M30	66	30	120	17.78	M10	GT24	2.3
CD140102.0282120	MT2-TC820-120	M5-M30	66	31	120	17.78	M10	TC820	2.3
CD140102.0312110	MT3-GT12-110	M2-M16	46	19	110	23.825	M12	TC312	1.2
CD140102.0324120	MT3-GT24-120	M5-M30	66	30	120	23.825	M12	GT24	2.5
CD140102.0382120	MT3-TC820-120	M5-M30	66	31	120	23.825	M12	TC820	2.5
CD140102.0412110	MT4-GT12-110	M2-M16	46	19	110	31.267	M16	TC312	1.5
CD140102.0424120	MT4-GT24-120	M5-M30	66	30	120	31.267	M16	GT24	2.7
CD140102.0482120	MT4-TC820-120	M5-M30	66	31	120	31.267	M16	TC820	2.7
CD140102.0442165	MT4-GT42-165	M24-M42	78	45	165	31.267	M16	GT42	3.5
CD140102.0512110	MT5-GT12-110	M2-M16	46	19	110	44.399	M20	TC312	2.4
CD140102.0524120	MT5-GT24-120	M5-M30	66	30	120	44.399	M20	GT24	3.5
CD140102.0582120	MT5-TC820-120	M5-M30	66	31	120	44.399	M20	TC820	3.5
CD140102.0542165	MT5-GT42-165	M24-M42	92	45	165	44.399	M20	GT42	7.4
CD140102.1612110	C16-GT12-110	M3-M16	46	19	110	16	M10	TC312	1.1
CD140102.2012110	C20-GT12-110	M3-M16	46	19	110	20	M10	TC312	1.1
CD140102.2512110	C25-GT12-110	M3-M16	46	19	110	25	M12	TC312	1.2
CD140102.3212110	C32-GT12-110	M3-M16	46	19	110	32	M16	TC312	1.3
CD140102.2024120	C20-GT24-120	M5-M30	66	30	120	20	M10	GT24	2.3
CD140102.2524120	C25-GT24-120	M5-M30	66	30	120	25	M12	GT24	2.4
CD140102.3224120	C32-GT24-120	M5-M30	66	30	120	32	M16	GT24	2.5

攻丝夹头系列 TAPPING CHUCK SERIES

CD1402-01 扭力快换式攻丝筒夹 TORQUE QUICK CHANGE TAPPING COLLET



伸缩型 Flexible type

型号 Model No.	Range 攻牙范围	D1	D2	L	L1	KGS
TC312/G3	M2-M12	19	33	44	22	0.18
GT24	M5-M27	30	50	60	30	0.48
TC820	M5-M27	31	50	60	35	0.54
TC1433	M14-M36	48	72	97	56	1.63
GT42	M24-M42	45	84	120	48	2.8



刚性型 Rigidity type

型号 Model No.	Range 攻牙范围	D1	D2	L	L1	KGS
TC312/G3	M2-M16	19	33	44	22	0.18
GT24	M5-M33	30	50	60	30	0.48
TC820	M5-M30	31	50	60	35	0.54
TC1433	M14-M36	48	72	97	56	1.63
GT42	M24-M48	45	63	95	48	2.8




订货号 Order No.	d1	W□	d2	通用标准	筒夹型号
CD140201.2520312	2.5	2.0	M2	ISO	TC312
CD140201.3125312	3.15	2.5	M3	ISO	
CD140201.4315312	4	3.15	M4	ISO	
CD140201.5040312	5	4	M5	ISO	
CD140201.6350312	6.3	5	M6	ISO	
CD140201.6351312	6.3	5	M8	ISO	
CD140201.8063312	8	6.3	M10	ISO	
CD140201.9071312	9	7.1	M12	ISO	
CD140201.3025312	3	2.5	M2	JIS	
CD140201.4032312	4	3.2	M3	JIS	
CD140201.5040313	5	4	M4	JIS	
CD140201.5545312	5.5	4.5	M5	JIS	
CD140201.6045312	6	4.5	M6	JIS	
CD140201.6250312	6.2	5	M8	JIS	
CD140201.7055312	7	5.5	M10	JIS	
CD140201.8565312	8.5	6.5	M12	JIS	
CD140201.2521312	2.5	2.1	M1	DIN371	
CD140201.2821312	2.8	2.1	M2	DIN371	
CD140201.3527312	3.5	2.7	M3	DIN371	
CD140201.4534312	4.5	3.4	M4	DIN371	
CD140201.6049312	6	4.9	M5	DIN371	
CD140201.6050312	6	4.9	M6	DIN371	
CD140201.8062312	8	6.2	M8	DIN371	
CD140201.1080312	10	8	M10	DIN371	
CD140201.2821312	2.8	2.1	M4	DIN376	
CD140201.3527313	3.5	2.7	M5	DIN376	
CD140201.4534313	4.5	3.4	M6	DIN376	
CD140201.5543312	5.5	4.3	M7	DIN376	

订货号 Order No.	d1	W□	d2	通用标准	筒夹型号
CD140201.5040024	5	4	M5	ISO	GT24
CD140201.6305024	6.3	5	M6	ISO	
CD140201.6306024	6.3	5	M8	ISO	
CD140201.8063024	8	6.3	M10	ISO	
CD140201.9071024	9	7.1	M12	ISO	
CD140201.1109024	11.2	9	M14	ISO	
CD140201.1310024	12.5	10	M16	ISO	
CD140201.1411024	14	11.2	M18	ISO	
CD140201.1412024	14	11.2	M20	ISO	
CD140201.1612024	16	12.5	M22	ISO	
CD140201.1814024	18	14	M24	ISO	
CD140201.2016024	20	16	M27	ISO	
CD140201.2017024	20	16	M30	ISO	
CD140201.5545024	5.5	4.5	M5	JIS	
CD140201.6045024	6	4.5	M6	JIS	
CD140201.6250024	6.2	5	M8	JIS	
CD140201.7055024	7	5.5	M10	JIS	
CD140201.8565024	8.5	6.5	M12	JIS	
CD140201.1180024	10.5	8	M14	JIS	
CD140201.1310024	12.5	10	M16	JIS	
CD140201.1413024	14	11	M18	JIS	
CD140201.1512024	15	12	M20	JIS	
CD140201.1713024	17	13	M22	JIS	
CD140201.1915024	19	15	M24	JIS	
CD140201.2015024	20	15	M27	JIS	

◇ 订购时确认筒夹为扭力攻丝筒夹Fig1或刚性攻丝筒夹Fig2以及攻丝筒夹的柄径d1和四角孔w  
 ◇ Quick change tap collet Notice: Before order, please affirm the type is fig1 or fig2, and the d1 and w.

## 攻丝夹头系列 TAPPING CHUCK SERIES

### 》》 CD1402-01 扭力快换式攻丝筒夹 TORQUE QUICK CHANGE TAPPING COLLET



订货号 Order No.	d1	W□	d2	通用标准	筒夹型号	
CD140201.5545820	5.5	4.5	M5	JIS	TC820	
CD140201.6045820	6	4.5	M6	JIS		
CD140201.6250820	6.2	5	M8	JIS		
CD140201.7055820	7	5.5	M10	JIS		
CD140201.8565820	8.5	6.5	M12	JIS		
CD140201.1180820	10.5	8	M14	JIS		
CD140201.1310820	12.5	10	M16	JIS		
CD140201.1411820	14	11	M18	JIS		
CD140201.1512820	15	12	M20	JIS		
CD140201.1713820	17	13	M22	JIS		
CD140201.1915820	19	15	M24	JIS		
CD140201.2015820	20	15	M27	JIS		
CD140201.6049820	6	4.9	M8	DIN376		
CD140201.7056820	7	5.5	M10	DIN376		
CD140201.9070820	9	7	M12	DIN376		
CD140201.1190820	11	9	M14	DIN376		
CD140201.1290820	12	9	M16	DIN376		
CD140201.1412820	14	11	M18	DIN376		
CD140201.1612820	16	12	M20	DIN376		
CD140201.1814820	18	14.5	M22	DIN376		
CD140201.1815820	18	14.5	M24	DIN376		
CD140201.2016820	20	16	M27	DIN376		
CD140201.1291433	11.2	9	M14	ISO	TC1433	
CD140201.1251433	12.5	10	M16	ISO		
CD140201.1411433	14	11.2	M18	ISO		
CD140201.1412433	14	11.2	M20	ISO		
CD140201.1612433	16	12.5	M22	ISO		
CD140201.1814433	18	14	M24	ISO		
CD140201.2016433	20	16	M27	ISO		TC1433
CD140201.2017433	20	16	M30	ISO		
CD140201.2218433	22.4	18	M33	ISO		
CD140201.2520433	25	20	M36	ISO		
CD140201.1058433	10.5	8	M14	JIS		
CD140201.131433	12.5	10	M16	JIS		
CD140201.1411433	14	11	M18	JIS		
CD140201.1512433	15	12	M20	JIS		
CD140201.1713433	17	13	M22	JIS		
CD140201.1915433	19	15	M24	JIS		
CD140201.2015433	20	15	M27	JIS		
CD140201.2117433	21	17	M28	JIS		
CD140201.2317433	23	17	M30	JIS		
CD140201.2519433	25	19	M33	JIS		
CD140201.2831042	28	31	M36	JIS	GT42	
CD140201.1814042	18	14	M24	ISO		
CD140201.2016042	20	16	M27	ISO		
CD140201.2017042	20	16	M30	ISO		
CD140201.2218042	22.4	18	M33	ISO		
CD140201.2520042	25	20	M36	ISO		
CD140201.2822042	28	22.4	M39	ISO		
CD140201.2823042	28	22.4	M42	ISO		

- ◇ 订购时确认筒夹为扭力攻丝筒夹Fig1或刚性攻丝筒夹Fig2以及攻丝筒夹的柄径d1和四角孔w
- ◇ Quick change tap collet Notice: Before order, please affirm the type is fig1 or fig2, and the d1 and w.

## 高速、高精度、高寿命**顶尖**系列

### High speed high accuracy high durability live centers

#### 顶尖综合特点

- ◆材质：轴承钢GCr15;
- ◆硬度：58-62HRC；高刚性和耐久性；
- ◆精度： $\leq 5\mu$ ，转速最高可达12000rpm,
- ◆顶尖采用精确匹配的角接触球轴承和滚子轴承集成，确保高同心精度；
- ◆密封环在前端防尘和防水,可以避免冷却剂影响轴承,延长的顶尖使用寿命；
- ◆深冷处理  
所有的数控顶尖都进行长时间深冷处理使残余奥氏体向马氏体和纳米碳化物颗粒沉淀，提高卡盘的硬度，韧性和耐久性，降低残余内应力。
- ◆热时效处理  
长时间的热时效处理有效去除磨加工时的残余内应力。

#### Comprehensive features of live center

- ◆Material: Mandrel use bearing stell GCr15;
- ◆Hardness 58-62HRC; High rigidity and high durability;
- ◆Precision:  $\leq 5\mu$ , High speed 12000rpm;
- ◆Live center adopts precision matched angular contact bearing and integrate with roller bearing, ensure high concentric precision;
- ◆Sealing ring at the front end is dust proof and water proof, can avoid coolant influence the bearing, prolong the life of the live center;
- ◆cryogenic treatment  
Make the residual austenite into martensite and precipitate of nano-sized carbide particles, enhance chucks hardness, toughness durability, and reduce the residual internal stress.
- ◆Thermal aging treatment  
Long time thermal aging treatment can get rid of the residual internal stress in grinding process.

顶尖由高质量合金钢制作，整体热处理，高抗拉强度。

Live center is made of high quality alloy steel, overall heat treatment, high tensile strength.

有4套高精度高速轴承，保证高速工作时精度稳定。


There are 4 sets precision high speed bearing, ensure the precision is stable when working at high speed.

整体封闭设计，防止灰尘进入顶尖，延长轴承寿命。

Overall sealing design, prevent dust get into the live center, prolong the bearing's life.

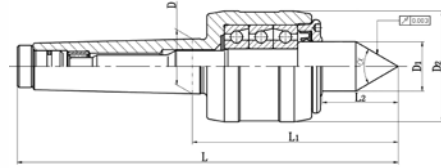
延长轴的设计，采用高质量轴承钢，硬度达到58-62HRC，整体研磨，精度 $\leq 0.005\text{mm}$ 。

Extended pivot design, adopt high quality bearing steel, harden to 58-62HRC, overall grinding, precision  $\leq 0.005\text{mm}$ .



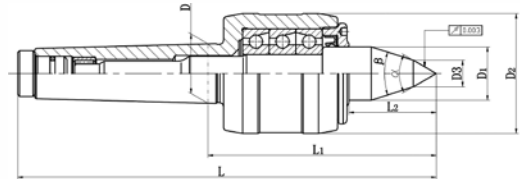
顶尖系列 LIVE CNENTERS SERIES

»» CD1501-01 精密高速回转顶尖 (数控机床专用)  
PRECISION HIGH SPEED LIVE CENTER (CNC MACHINE TOOLS)



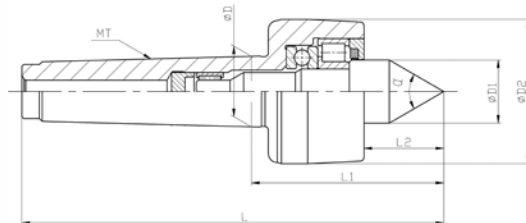
订货号 Order No.	型号 Model No.	技术数据 Technolog parameter							精度 Accuracy	WEIHT OF WORKE IECE (KG)	SPEED r.min <sup>-1</sup>	KGS
		D	D1	D2	a	L	L1	L2				
CD150101.0220080	MT2	17.78	18	43	60°	150	70	28	0.003	150	8000	0.7
CD150101.0322094	MT3	23.825	22	53		175	90	36		300	8000	1.1
CD150101.0428116	MT4	31.267	28	63		218	116	43		600	6000	2.1
CD150101.0538132	MT5	44.399	38	83		265	130	52		1500	5000	4.5

»» CD1501-02 精密高速回转顶尖 (数控机床专用)  
PRECISION HIGH SPEED LIVE CENTER (CNC MACHINE TOOLS)



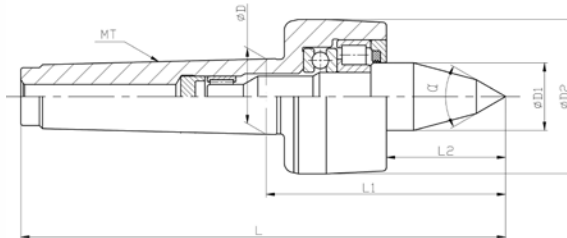
订货号 Order No.	型号 Model No.	技术数据 Technolog parameter							精度 Accuracy	WEIHT OF WORKE IECE (KG)	SPEED r.min <sup>-1</sup>	KGS		
		D	D1	D2	D3	a	L	L1					L2	
CD150102.0218635	MT2	17.78	18	43	10	60°	35°	155	75	33	0.003	150	8000	0.7
CD150102.0322635	MT3	23.825	22	53	12			174	94	40		300	8000	1.1
CD150102.0428635	MT4	31.267	28	63	14			222	120	44		600	6000	2.1
CD150102.0538635	MT5	44.399	38	83	16			271	136	60		1500	5000	4.5

»» CD1501-03 精密型回转顶尖 MEDIUM-DUTY LIVE CENTER(EXTENDED)

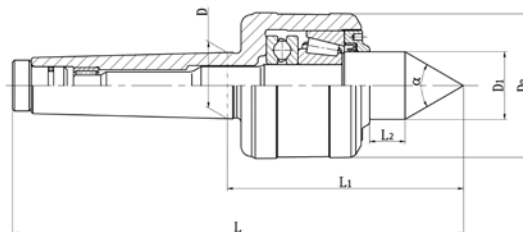


订货号 Order No.	型号 Model	D	D1	D2	L	L1	L2	a	MAX RPM	WEIHT OF WORKE IECE (KG)	精度 Accuracy	KGS
CD150103.0218072	KMK2.A18.P	17.78	18	42	135	72	27	60°	5000	200	0.008	0.75
CD150103.0325091	KMK3.A25.P	23.825	24.8	56	171	91	45	60°	4000	300	0.008	1
CD150103.0428099	KMK4.A28.P	31.267	28	63	201	99	50	60°	3000	600	0.008	1.7
CD150103.0541073	KMK5.A41.P	44.399	40.7	83	265	135	73	60°	2500	1500	0.008	4
CD150103.0652097	KMK6.A52.P	63.348	52	108	365	183	97	60°	2000	4000	0.008	9.8

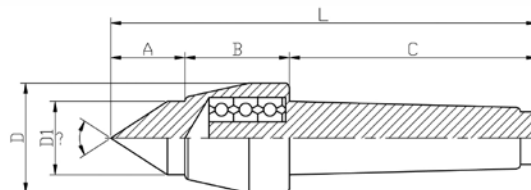


**顶尖系列 LIVE CNENTERS SERIES**
**CD1501-04 精密加长型回转顶尖 MEDIUM-DUTY LIVE CENTER(EXTENDED)**


订货号 Order No.	型号 Model No.	D	D1	D2	L	L1	L2	a	MAX SUGGESTED RPM	WEIHT OF WORKE IECE (KG)	精度 Accuracy	KGS
CD150104.0218079	KMK2.A18.DL	17.78	18	48	142	79	34	60°	5000	200	0.008	0.75
CD150104.0325091	KMK3.A24.8DL	23.825	24.8	56	171	91	45	60°	4000	300	0.008	1
CD150104.0428099	KMK4.A28.DL	31.267	28	63	201	99	50	60°	3000	600	0.008	1.7
CD150104.0541135	KMK5.A40.7.DL	44.399	40.7	83	265	135	73	60°	2500	1500	0.008	4
CD150104.0652183	KMK6.A52.DL	63.348	52	108	365	183	97	60°	2000	4000	0.008	9.8

**CD1501-05 精密重型回转顶尖 (数控机床专用)  
PRECISION HEAVY LIVE CENTER (CNC MACHINE TOOLS)**


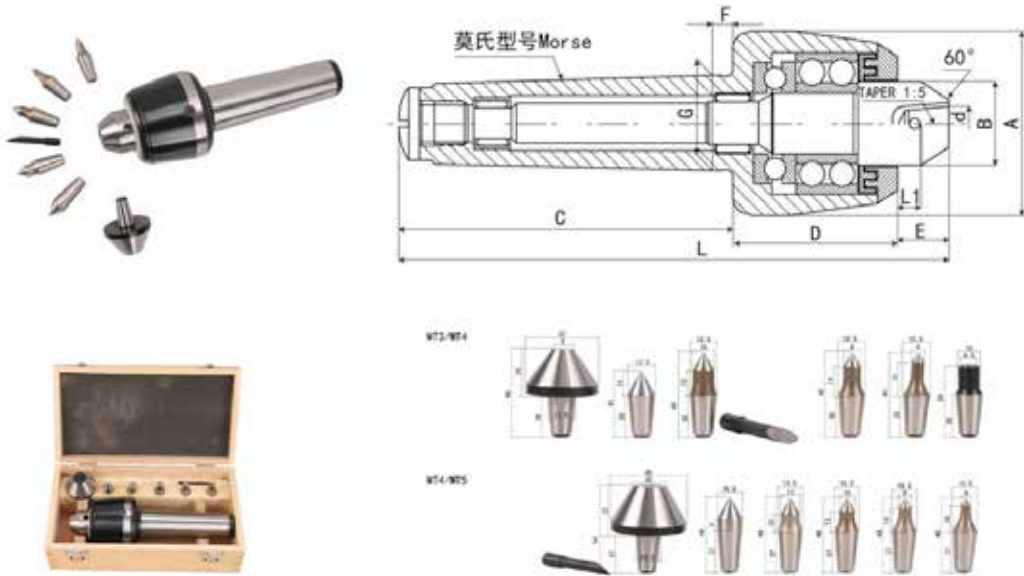
订货号 Order No.	型号 Model	技术数据 Technolog parameter							精度 Accuracy	SPEED r.min <sup>-1</sup>	KGS
		D	D1	D2	a	L	L1	L2			
CD150105.0328090	DMT3	23.825	28	58	60°	172	90	50	0.003	4000	1.4
CD150105.0432112	DMT4	31.267	32	68		214	112	61		3000	2.2
CD150105.0542132	DMT5	44.399	42	88		260	132	72		2500	5
CD150105.0652161	DMT6	63.348	52	117		344	161	65		0.005	1500

**CD1501-06 外旋回转顶尖 MEDIUM-DUTY LIVE CENTER**


订货号 Order No.	型号 Model No.	A	B	C	D	D1	d	L	精度 Accuracy	θ	KGS
CD150106.0345039	WX-MT.3H	39	55	86	53	45	-	180	0.005	60°	1.28
CD150106.0453042	WX-MT.4H	42	62	108	63	53	-	208	0.005	60°	2.2
CD150106.0568049	WX-MT.5H	49	71	136	83	68	-	256	0.005	60°	4.33
CD150106.0345055	WX-MT.3B	39	55	86	53	45	-	180	0.005	60°	1.28
CD150106.0453062	WX-MT.4B	42	62	108	63	53	-	208	0.005	60°	2.2
CD150106.0568071	WX-MT.5B	49	71	136	83	68	-	256	0.005	60°	4.33
CD150106.0345045	WX-MT.3X	45	55	86	53	45	10	186	0.005	60°	1.28
CD150106.0453052	WX-MT.4X	52	62	108	63	53	12	218	0.005	60°	2.2
CD150106.0568059	WX-MT.5X	59	71	136	83	68	14	266	0.005	60°	4.42

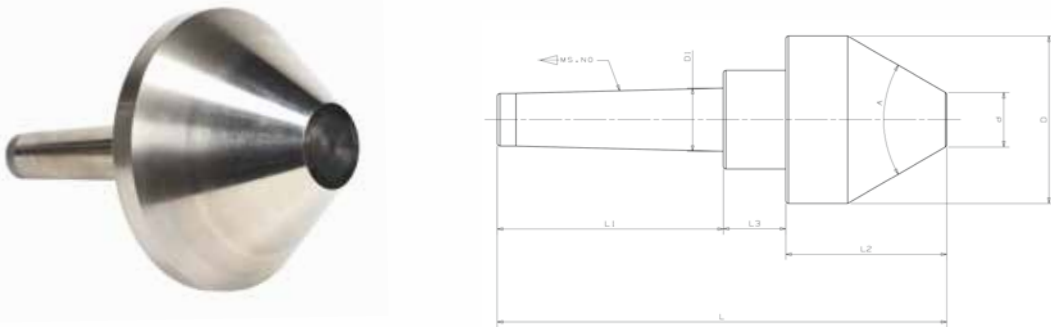
顶尖系列 LIVE CNENTERS SERIES

CD1502-01 高精度回转顶尖 (可换式)  
HIGH-PRECISION MEDIUM LIVE CENTER(CAN CHANGE)



订货号 Order No.	莫式型号 Mors	型号 Model No.	L	L1	A	B	d	C	D	E	F	G
CD150201.0330169	MT3	GJM-KHS-MT3	169	15	53	30	12.5	86	55	28	5	23.825
CD150201.0432199	MT4	GJM-KHS-MT4	199	15	68	32	12.5/15.5	109	62	28	6.5	31.267
CD150201.0540239	MT5	GJM-KHS-MT5	239	16	83	40	15.5	136	71	32	6.5	44.399

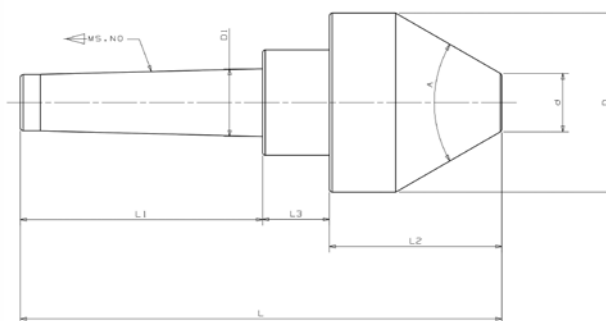
CD1503-01 伞型顶尖BULL NOSE CENTER



订货号 Order No.	型号 Model No.	L	L1	L2	L3	D	d	D1	A	KGS
CD150301.2632060	MT2-D63-d20-60°	153	69	60.5	23.5	63	20	17.78	60°	1.4
CD150301.2802575	MT2-D80-d25-75°	141	69	56	16	80	25	17.78	75°	1.6
CD150301.2103075	MT2-D100-d30-75°	145	69	61	15	100	30	17.78	75°	2.5
CD150301.3632060	MT3-D63-d20-60°	169	85	60.5	23.5	63	20	23.825	60°	1.7
CD150301.3802560	MT3-D80-d25-60°	167	85	65	17	80	25	23.825	60°	1.8
CD150301.3802575	MT3-D80-d25-75°	157	85	56	16	80	25	23.825	75°	1.85
CD150301.3103060	MT3-D100-d30-60°	175	85	75	15	100	30	23.825	60°	3.4
CD150301.3103075	MT3-D100-d30-75°	161	85	61	15	100	30	23.825	75°	3.3
CD150301.4632060	MT4-D63-d20-60°	193	109	60.5	23.5	63	20	31.267	60°	1.8
CD150301.4802560	MT4-D80-d25-60°	191	109	65	17	80	25	31.267	60°	2.3
CD150301.4802575	MT4-D80-d25-75°	181	109	56	16	80	25	31.267	75°	2.2

## 顶尖系列 LIVE CNENTERS SERIES

## &gt;&gt;&gt; CD1503-01 伞型顶尖BULL NOSE CENTER

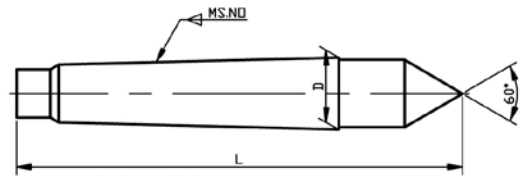


订货号 Order No.	型号 Model No.	L	L1	L2	L3	D	d	D1	A	KGS
CD150301.4103060	MT4-D100-d30-60°	199	109	75	15	100	30	31.267	60°	4.1
CD150301.4103075	MT4-D100-d30-75°	185	109	61	15	100	30	31.267	75°	3.8
CD150301.4123075	MT4-D120-d30-75°	188	109	69	10	120	30	31.267	75°	4.5
CD150301.4133075	MT4-D130-d30-75°	193	109	74	10	130	30	31.267	75°	4.8
CD150301.4143575	MT4-D140-d35-75°	202	109	81	12	140	35	31.267	75°	5.8
CD150301.4154075	MT4-D150-d40-75°	203	109	82	12	150	40	31.267	75°	7.5
CD150301.4164575	MT4-D160-d45-75°	208	109	87	12	160	45	31.267	75°	8.8
CD150301.5632060	MT5-D63-d20-60°	220	136	60.5	23.5	63	20	44.399	60°	2.8
CD150301.5802560	MT5-D80-d25-60°	218	136	65	17	80	25	44.399	60°	3.3
CD150301.5802575	MT5-D80-d25-75°	208	136	56	16	80	25	44.399	75°	3.2
CD150301.5103060	MT5-D100-d30-60°	226	136	75	15	100	30	44.399	60°	4.5
CD150301.5103075	MT5-D100-d30-75°	212	136	61	15	100	30	44.399	75°	4.2
CD150301.5123075	MT5-D120-d30-75°	215	136	69	10	120	30	44.399	75°	5
CD150301.5133075	MT5-D130-d30-75°	220	136	74	10	130	30	44.399	75°	5.5
CD150301.5143575	MT5-D140-d35-75°	229	136	81	12	140	35	44.399	75°	7
CD150301.5154075	MT5-D150-d40-75°	230	136	82	12	150	40	44.399	75°	8
CD150301.5164575	MT5-D160-d45-75°	235	136	87	12	160	45	44.399	75°	9.4
CD150301.5186575	MT5-D180-d65-75°	238	136	90	12	180	65	44.399	75°	12
CD150301.5206575	MT5-D200-d65-75°	241	136	95	10	200	65	44.399	75°	13.7
CD150301.5251275	MT5-D250-d105-75°	253	136	107	10	250	105	44.399	75°	26
CD150301.5301475	MT5-D300-d140-75°	260	136	114	10	300	140	44.399	75°	28
CD150301.6802575	MT6-D80-d25-75°	262	190	56	16	80	25	63.348	75°	5
CD150301.6103075	MT6-D100-d30-75°	266	190	61	15	100	30	63.348	75°	6.5
CD150301.6123075	MT6-D120-d30-75°	269	190	69	10	120	30	63.348	75°	7
CD150301.6133075	MT6-D130-d30-75°	274	190	74	10	130	30	63.348	75°	7.5
CD150301.6143575	MT6-D140-d35-75°	283	190	81	12	140	35	63.348	75°	8.5
CD150301.6154075	MT6-D150-d40-75°	284	190	82	12	150	40	63.348	75°	10
CD150301.6164575	MT6-D160-d45-75°	289	190	87	12	160	45	63.348	75°	11
CD150301.6186575	MT6-D180-d65-75°	292	190	90	12	180	65	63.348	75°	13
CD150301.6206575	MT6-D200-d65-75°	295	190	95	10	200	65	63.348	75°	15
CD150301.6251075	MT6-D250-d105-75°	307	190	107	10	250	105	63.348	75°	28
CD150301.6301475	MT6-D300-d140-75°	314	190	114	10	300	140	63.348	75°	30

## 顶尖系列 LIVE CNENTERS SERIES

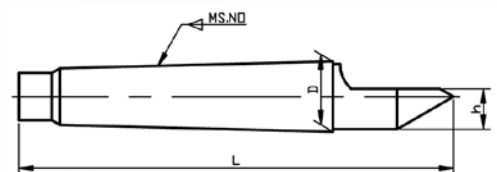
### CD1503-02 固定顶尖 DEAD CENTER

订货号 Order No.	型号 Model No.	MS.NO.	D	L	KGS	精度 Accuracy
CD150302.0112080	DG1	MS1	12.065	80	0.057	0.01
CD150302.0218100	DG2	MS2	17.78	100	0.15	
CD150302.0324125	DG3	MS3	23.825	125	0.334	
CD150302.0431160	DG4	MS4	31.267	160	0.746	
CD150302.0544200	DG5	MS5	44.399	200	1.862	
CD150302.0663270	DG6	MS6	63.348	270	4.925	
CD150302.0783360	DG7	MS7	83.061	360	8.62	



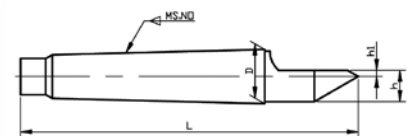
### CD1503-03 半缺顶尖 HALF-NOTCHED CENTER

订货号 Order No.	型号 Model No.	MS.NO.	D	h	L	KGS	精度 Accuracy
CD150303.0112080	DH1	MS1	12.065	7.6	80	0.057	0.01
CD150303.0218100	DH2	MS2	17.78	11	100	0.15	
CD150303.0324125	DH3	MS3	23.825	15.05	125	0.334	
CD150303.0431160	DH4	MS4	31.267	20.8	160	0.746	
CD150303.0544200	DH5	MS5	44.399	29.35	200	1.862	
CD150303.0663270	DH6	MS6	63.348	41.9	270	4.925	
CD150303.0783360	DH7	MS7	83.061	53.78	360	8.62	



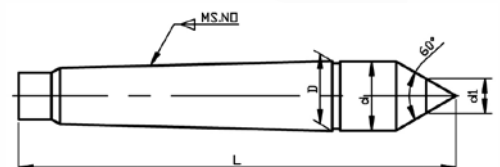
### CD1503-04 硬质合金半缺顶尖 CARBIDE HALF-NOTCHED CENTER

订货号 Order No.	型号 Model No.	MS.NO.	h1	h	D	L	KGS	精度 Accuracy
CD150304.0112080	DHE1	MS1	1.5	5.5	12.065	80	0.06	0.01
CD150304.0218100	DHE2	MS2	2	6	17.78	100	0.15	
CD150304.0324125	DHE3	MS3	3	9	23.825	125	0.34	
CD150304.0431160	DHE4	MS4	5	12.5	31.267	160	0.71	
CD150304.0544200	DHE5	MS5	7	16	44.399	200	0.78	
CD150304.0663270	DHE6	MS6	10	22	63.348	270	5	
CD150304.0783360	DHE7	MS7	12	24	83.061	360	8.3	



### CD1503-05 硬质合金顶尖 CARBIDE CENTER

订货号 Order No.	型号 Model No.	MS.NO.	D	L	d	d1	KGS	精度 Accuracy
CD150305.0112008	E1	MS1	12.065	80	12.2	8	0.057	0.01
CD150305.0218008	E2	MS2	17.78	100	18	8	0.151	
CD150305.0324012	E3	MS3	23.825	125	24.1	12	0.335	
CD150305.0431015	E4	MS4	31.267	160	31.6	15	0.746	
CD150305.0544018	E5	MS5	44.399	200	44.7	18	1.826	
CD150305.0663024	E6	MS6	63.348	270	63.8	24	5.23	
CD150305.0783024	E7	MS7	83.061	360	83.555	24	9.19	



顶尖系列 LIVE CNENTERS SERIES

CD1504-01 液压端面拨动顶尖 CONSTANT HYDROSTARTER FACE DRIVER



◎ 端面拨动顶尖主要用于仿型车床，数控车床和普通车床上加工轴类零件，在一次装夹情况下，可以方便的车销零件外圆所有各部尺寸，由于使用工件中心定位从而保证了产品质量，端面拨盘由三个浮动液压缸推动，当工件端面与工件轴线不垂直在5°以内时，均能保证正常工作

◎ 端面拨盘顶尖可换顶尖和拨盘一般和拨动顶尖整体配套供应单独订货时请注明规格（D）。也可根据用户需要制作相应规格（D）的可换顶尖和拨盘

◎ Constant hydrostarter face driver is mainly used on the forming lathe , CNC lathe and common lathe to process axis type workpiece. Put in only one collect , you can get all the dimensions of the workpiece' s exterior. Using the workpiece' s centre hole to locate, we can guarantee the quality. Driving plate propelled by three floating hydraulic cylinder to stab to the end of workpiece and made the workpiece rotate . When the end face and the axis is not perpendicular within 5 degree, constant face driver can work regularly.

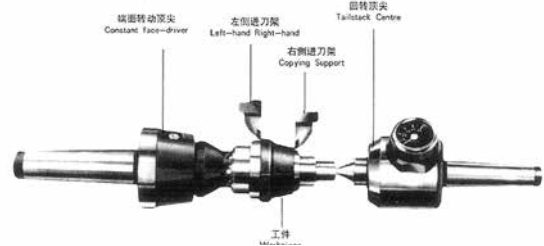
◎ Constant face driver is used to be provided with driving center' s body together with Changing centre and driver, please mention specification on the individual order. Also we can manufacture changingable centre and driver plate.

端面拨动顶尖主要参数 Main parameter

订货号 Order No.	型号 Model No.	莫氏锥度 Morse taper	切削范围 Cutt range(mm)	备注 Remarks
CD150401.0311080	D233	MT3	11-80	左旋 (L)
CD150401.0311800	D233R			右旋 (R)
CD150401.0411080	D234	MT4	11-80	左旋 (L)
CD150401.0411800	D234R			右旋 (R)
CD150401.0511080	D235	MT5	11-80	左旋 (L)
CD150401.0511800	D235R			右旋 (R)
CD150401.0617016	D236	MT6	17-160	左旋 (L)
CD150401.0617160	D236R			右旋 (R)

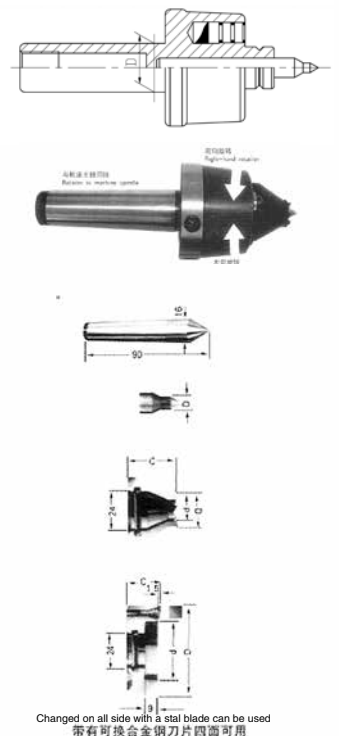
允许工件最大重：莫氏3号40kg  
莫氏4号60kg  
莫氏5号80kg

Max weight: MT3 · 40kg  
MT4 · 60kg  
MT5 · 80kg



配套可换端面拨盘 FACE DRIVER

订货号 Order No.	中心顶尖		Sen of rotation	D		d	c
	Centres			Clamping dia	Toming range		
CD150401.1005038	4		R	10	11-20	4.5	38
CD150401.1207036	6		L	12	13-24	7	36
			R				
CD150401.1611033	10		L	16	17-32	11	33
			R				
CD150401.2013030	12		L	20	21-40	13	30
			R				
CD150401.2517030	16		L	25	26-50	17	30
			R				
CD150401.3122030	16		L	32	33-540	22	30
			R				
CD150401.4020024	16		L	40	41-80	20	24
			R				
CD150401.5028024	16		L	50	51-100	28	24
			R				
CD150401.5041024	16		L	63	64-126	41	24
			R				
CD150401.8058024	16		L	80	81-160	58	24
			R				








注：订购时请注明拨盘的旋向：左旋或右旋。 Note:When ordering,please indicate the direction of the dial:Left or right.



## 顶尖系列 LIVE CNENTERS SERIES

### CD1504-01 液压端面拨动顶尖 CONSTANT HYDROSTARTER FACE DRIVER

端面拨动顶尖主要参数 Main parameter

顶尖 Centres	直径 Dia	适用端面拨盘规格 For face drive(mm)	适用型号 Associated Model No.
	4	10	D233, D233R (M.T3), D234 D234R, (M.T4) D235, D235R (M.T5)
	6	12	
	10	16	
	12	20	
	16	25	

#### ◇ 使用方法

- ◎根据工件直径选择合适的活动顶尖和拨盘。
- ◎更换活动顶尖时，松开紧定螺钉4，装入适当的活顶尖，使螺钉4的导向部分位于活动顶尖导向槽内，拧紧螺钉，活动顶尖能轴向滑动，但不能转动。
- ◎更换端面拨盘，用力将拨盘推进主体B处，使拨盘端面的键槽和活塞的扁部结合，卸下拨盘时用撬出板撬出。
- ◎调整活塞1，可以调整活动顶尖长度。活动顶尖尖部与拨盘齿尖相距3-7mm为宜。
- ◎工作中心孔一端装在活动顶尖上，另一端用机床尾架顶尖支撑，尾架顶尖应顶紧尾架，顶紧力可以按以下式计算（见图二）

$P=2.5tsobi$

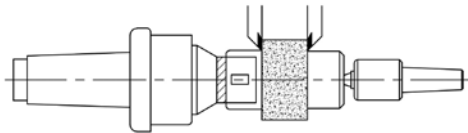
p 尾架顶紧力 (KG)

t 切削深度 (mm)

s 走刀量(mm/转)

ob 工件材料抗拉强度 (kg/mm<sup>2</sup>)

i 夹持比(d/D)



#### ◇ 维护

- ◎应经常加入20#机油，润滑活动顶尖。
- ◎液压油不足时，可松开2处密封螺钉，加入适量双曲线齿轮油，使活塞端面与主体端面等高，拧紧密封螺钉。当密封圈组合垫圈损坏时，应更换。上述密封在出厂时已调好，一般不要拆卸。
- ◎推荐下列切削规范  
最大切削深度t=5mm  
最大走刀量s=0.4mm/转

#### ◇ 易损件

- ◎O型密封圈 φ 16 × 2.4
- ◎组合垫圈:B型6

#### ◇ Mounting instructions:

◎Choose proper center and driving plate according to the workpiece' s diameter.

◎When changing the centre ,loosen the bolt , then put in proper center , make sureThe guide part of the bolt lies in the leading groove , fix up the bolt , the center can move along the axis ,but cannot rotate.

◎Changing the driver plate , pull the driver plate into the body part(B) , make sure the driver plate' s groove integrate into the thin part of the piston , lever the driver plate out.

◎You use the piston 1 to adjust the length of the centre . The most fitable space between the center and the gear of the driver plate is 3-7mm .

◎Fix one side of the center hole on the active center , and the other side be strutted by the apex of the lathe , the power of the strut can be caculated as follows: $p=2.5tsobi$

P—the power of the strut

t—depth of the cutting (mm)

s —rotating speed revolution (mm/round)

ob—pulling intensity of the material

i—d/D (d , D can be found in picture 2 )

#### ◇ Maintenance:

◎hold over enough 20# engine oil , lubricate active center tighten

◎when hydraulic pressure is short , you can loose the 2 screw-cap of seal , then add appropriate hyperbolic gear oil , make the appearance of piston at the same high end with main body , tighten sealing body bolts . when the washer of seal comition has been damaged , should be replacing instantly ,the above seal has mixed up already before at the factory . Don' t take down normally.

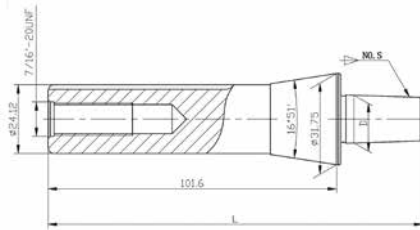
◎recommend cutting range as below : Maxium cutting range : t=5mm.

Maxium cutting speed : s=04.mm/turn

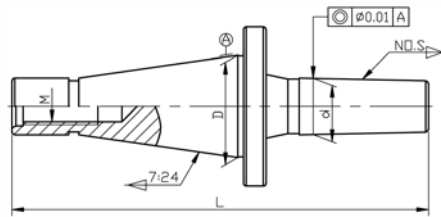
#### ◇ Easily damaged parts

◎0 type seal loop : φ 16 × 2.4

◎combination washer: type B6

**钻接杆系列 DRILL CHUCK ARBORS**
**CD1601-01 R8 钻接杆 R8 DRILL CHUCK ARBORS**


订货号 Order No.	型号 Model No.	D	L	KGS	订货号 Order No.	型号 Model NO.	D	L	KGS
CD160101.0800117	R8-JT0	6.35	117	0.393	CD160101.0805154	R8-JT5	35.89	154	0.742
CD160101.0801122	R8-JT1	9.754	122	0.409	CD160101.0806119	R8-B6	6.35	118.5	0.25
CD160101.0802125	R8-JT2S	13.94	125	0.4	CD160101.0810124	R8-B10	10.094	124	0.388
CD160101.0802128	R8-JT2	14.199	128	0.414	CD160101.0812128	R8-B12	12.065	128	0.408
CD160101.0833132	R8-JT33	15.85	132	0.418	CD160101.0816135	R8-B16	15.733	135	0.44
CD160101.0806132	R8-JT6	17.17	132	0.426	CD160101.0818143	R8-B18	17.78	143	0.454
CD160101.0803137	R8-JT3	20.599	137	0.465	CD160101.0822152	R8-B22	21.793	152	0.514
CD160101.0804148	R8-JT4	28.55	148	0.6	CD160101.0824162	R8-B24	23.825	162	0.567

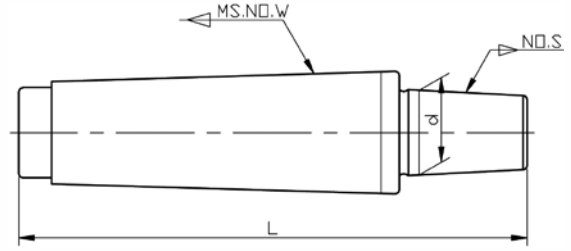
**CD1602-01 NT 钻接杆 NT DRILL CHUCK ARBORS**


订货号 Order No.	型号 Model No.	D	d	L	M	KGS	订货号 Order No.	型号 Model NO.	D	d	L	M	KGS
CD160201.3000099	NT30-J0	31.75	6.35	99	M12	0.313	CD160201.5006184	NT50-J6	69.85	17.17	184	M24	2.739
CD160201.3001106	NT30-J1	31.75	9.754	106	M12	0.326	CD160201.5003191	NT50-J3	69.85	20.599	191	M24	2.777
CD160201.3002109	NT30-J2S	31.75	13.94	109	M12	0.341	CD160201.5004202	NT50-J4	69.85	28.55	202	M24	2.953
CD160201.3002113	NT30-J2	31.75	14.199	113	M12	0.349	CD160201.5005208	NT50-J5	69.85	35.89	208	M24	3.178
CD160201.3033122	NT30-J33	31.75	15.85	122	M12	0.377	CD160201.3010104	NT30-B10	31.75	10.094	104	M12	0.325
CD160201.3006122	NT30-J6	31.75	17.17	122	M12	0.388	CD160201.3012108	NT30-B12	31.75	12.065	108	M12	0.33
CD160201.3003123	NT30-J3	31.75	20.599	123	M12	0.426	CD160201.3016116	NT30-B16	31.75	15.733	116	M12	0.372
CD160201.3004136	NT30-J4	31.75	28.55	136	M12	0.602	CD160201.3018124	NT30-B18	31.75	17.78	124	M12	0.393
CD160201.3005145	NT30-J5	31.75	35.89	145	M12	0.827	CD160201.3022133	NT30-B22	31.75	21.793	133	M12	0.46
CD160201.4000126	NT40-J0	44.45	6.35	126	M16	0.789	CD160201.3024143	NT30-B24	44.45	23.825	143	M12	0.518
CD160201.4001133	NT40-J1	44.45	9.754	133	M16	0.797	CD160201.4010132	NT40-B10	44.45	10.094	132	M16	0.801
CD160201.4002136	NT40-J2S	44.45	13.94	136	M16	0.817	CD160201.4012136	NT40-B12	44.45	12.065	136	M16	0.809
CD160201.4002141	NT40-J2	44.45	14.199	141	M16	0.829	CD160201.4016143	NT40-B16	44.45	15.733	143	M16	0.848
CD160201.4033145	NT40-J33	44.45	15.85	145	M16	0.853	CD160201.4018151	NT40-B18	44.45	17.78	151	M16	0.869
CD160201.4006145	NT40-J6	44.45	17.17	145	M16	0.864	CD160201.4022151	NT40-B22	44.45	21.793	160	M16	0.936
CD160201.4003150	NT40-J3	44.45	20.599	150	M16	0.902	CD160201.4024169	NT40-B24	44.45	23.825	169	M16	0.994
CD160201.4004165	NT40-J4	44.45	28.55	165	M16	1.028	CD160201.5010170	NT50-B10	69.85	10.094	170	M24	2.684
CD160201.4005170	NT40-J5	44.45	35.89	170	M16	1.303	CD160201.5012174	NT50-B12	69.85	12.065	174	M24	2.676
CD160201.5001175	NT50-J1	69.85	9.754	175	M24	2.672	CD160201.5016182	NT50-B16	69.85	15.733	182	M24	2.723
CD160201.5002177	NT50-J2S	69.85	13.94	177	M24	2.692	CD160201.5018195	NT50-B18	69.85	17.78	195	M24	2.744
CD160201.5002180	NT50-J2	69.85	14.199	180	M24	2.704	CD160201.5022200	NT50-B22	69.85	21.793	200	M24	2.811
CD160201.5033184	NT50-J33	69.85	15.85	184	M24	2.728	CD160201.5024215	NT50-B24	69.85	23.825	215	M24	2.869

## 钻接杆系列 DRILL CHUCK ARBORS

### CD1603-01 后拉型莫氏钻接杆

### MORSE TAPER DRILL CHUCK ARBORS WITH DRAW BAR



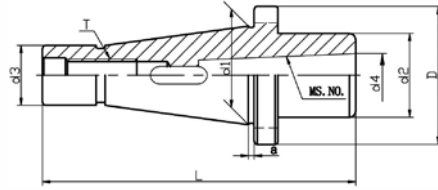
订货号 Order No.	型号 Model No.	d	L	KGS	订货号 Order No.	型号 Model NO.	d	L	KGS
CD160301.0000067	MTB.0-JT0	6.35	67	0.02	CD160301.0306114	MTB.3-JT6	17.170	114	0.28
CD160301.0001072	MTB.0-JT1	9.754	72	0.03	CD160301.0333114	MTB.3-JT33	15.850	114	0.27
CD160301.0002078	MTB.0-JT2	14.199	78	0.05	CD160301.0310107	MTB.3-B10	10.094	107	0.24
CD160301.0003087	MTB.0-JT3	20.599	87	0.1	CD160301.0312111	MTB.3-B12	12.065	111	0.25
CD160301.0006081	MTB.0-JT6	17.17	81	0.07	CD160301.0316118	MTB.3-B16	15.733	118	0.28
CD160301.0033081	MTB.0-JT33	15.85	81	0.06	CD160301.0318126	MTB.3-B18	17.780	126	0.3
CD160301.0010074	MTB.0-B10	10.094	74	0.03	CD160301.0322135	MTB.3-B22	21.793	135	0.36
CD160301.0012078	MTB.0-B12	12.065	78	0.04	CD160301.0324145	MTB.3-B24	23.825	145	0.42
CD160301.0016085	MTB.0-B16	15.733	85	0.07	CD160301.0402134	MTB.4-JT2	14.199	134	0.53
CD160301.0018093	MTB.0-B18	17.78	93	0.09	CD160301.0403143	MTB.4-JT3	20.599	143	0.59
CD160301.0100071	MTB.1-JT0	6.35	71	0.04	CD160301.0404154	MTB.4-JT4	28.550	154	0.71
CD160301.0101076	MTB.1-JT1	9.754	76	0.05	CD160301.0405159	MTB.4-JT5	35.890	159	0.87
CD160301.0102082	MTB.1-JT2	14.199	82	0.06	CD160301.0406137	MTB.4-JT6	17.170	137	0.55
CD160301.0103091	MTB.1-JT3	20.599	91	0.12	CD160301.0433137	MTB.4-JT33	15.85	137	0.54
CD160301.0106085	MTB.1-JT6	17.17	85	0.08	CD160301.0410130	MTB.4-B10	10.094	130	0.52
CD160301.0133085	MTB.1-JT33	15.85	85	0.08	CD160301.0412134	MTB.4-B12	12.065	134	0.53
CD160301.0110078	MTB.1-B10	10.094	78	0.05	CD160301.0416141	MTB.4-B16	15.733	141	0.55
CD160301.0112082	MTB.1-B12	12.65	82	0.06	CD160301.0418149	MTB.4-B18	17.78	149	0.58
CD160301.0116089	MTB.1-B16	15.733	89	0.08	CD160301.0422158	MTB.4-B22	21.793	158	0.64
CD160301.0118097	MTB.1-B18	17.78	97	0.11	CD160301.0424168	MTB.4-B24	23.825	168	0.69
CD160301.0200083	MTB.2-JT0	6.35	83	0.1	CD160301.0502161	MTB.5-JT2	14.199	161	1.35
CD160301.0201088	MTB.2-JT1	9.754	88	0.11	CD160301.0503170	MTB.5-JT3	20.599	170	1.4
CD160301.0202094	MTB.2-JT2	14.199	94	0.13	CD160301.0504181	MTB.5-JT4	28.55	181	1.53
CD160301.0203103	MTB.2-JT3	20.599	103	0.18	CD160301.0505186	MTB.5-JT5	35.89	186	1.69
CD160301.0204114	MTB.2-JT4	28.55	114	0.31	CD160301.0506164	MTB.5-JT6	17.17	164	1.37
CD160301.0305119	MTB.3-JT5	35.89	119	0.47	CD160301.0533164	MTB.5-JT33	15.85	164	1.36
CD160301.0206097	MTB.2-JT6	17.170	97	0.15	CD160301.0516168	MTB.5-B16	15.733	168	1.37
CD160301.0233097	MTB.2-JT33	15.850	97	0.14	CD160301.0518176	MTB.5-B18	17.78	176	1.39
CD160301.0210090	MTB.2-B10	10.094	90	0.11	CD160301.0522185	MTB.5-B22	21.793	185	1.45
CD160301.0212094	MTB.2-B12	12.065	94	0.12	CD160301.0524195	MTB.5-B24	23.825	195	1.51
CD160301.0216101	MTB.2-B16	15.733	101	0.14	CD160301.0603224	MTB.6-JT3	20.599	224	3.95
CD160301.0218109	MTB.2-B18	17.780	109	0.17	CD160301.0604235	MTB.6-JT4	28.55	235	4.08
CD160301.0222117	MTB.2-B22	21.793	117	0.23	CD160301.0605240	MTB.6-JT5	35.89	240	4.24
CD160301.0224127	MTB.2-B24	23.825	127	0.28	CD160301.0606218	MTB.6-JT6	17.17	218	3.92
CD160301.0301105	MTB.3-JT1	9.754	105	0.24	CD160301.0633218	MTB.6-JT33	15.85	218	3.91
CD160301.0302111	MTB.3-JT2	14.199	111	0.26	CD160301.0616222	MTB.6-B16	15.733	222	3.92
CD160301.0303120	MTB.3-JT3	20.599	120	0.31	CD160301.0618230	MTB.6-B18	17.78	230	3.94
CD160301.0304131	MTB.3-JT4	28.550	131	0.44	CD160301.0622238	MTB.6-B22	21.793	238	4
CD160301.0305136	MTB.3-JT5	35.890	136	0.6	CD160301.0624248	MTB.6-B24	23.825	248	4.05

**钻接杆系列 DRILL CHUCK ARBORS**
**CD1604-01 舌尾型莫氏钻接杆 MORSE TAPER DRILL CHUCK ARBORS WITH TANG**


订货号 Order No.	型号 Model No.	dmm	Lmm	KGS	订货号 Order No.	型号 Model NO.	dmm	Lmm	KGS
CD160401.0006075	MTA.0-B6	6.35	75	0.02	CD160301.0318139	MTA.3-B18	17.78	139	0.34
CD160401.0010080	MTA.0-B10	10.094	80	0.03	CD160301.0322147	MTA.3-B22	21.793	147	0.39
CD160401.0012084	MTA.0-B12	12.065	84	0.04	CD160301.0324157	MTA.3-B24	23.825	157	0.45
CD160401.0016091	MTA.0-B16	15.733	91	0.07	CD160301.0300113	MTA.3-JT0	6.35	113	0.27
CD160401.0018099	MTA.0-B18	17.78	99	0.09	CD160301.0301118	MTA.3-JT1	9.754	118	0.27
CD160401.0022108	MTA.0-B22	21.793	108	0.15	CD160301.0302124	MTA.3-JT2	14.199	124	0.29
CD160401.0024118	MTA.0-B24	23.825	118	0.21	CD160301.0303133	MTA.3-JT3	20.599	133	0.34
CD160401.0000073	MTA.0-JT0	6.35	73	0.02	CD160301.0304144	MTA.3-JT4	28.55	144	0.47
CD160401.0003093	MTA.0-JT3	20.599	93	0.1	CD160301.0305149	MTA.3-JT5	35.89	149	0.63
CD160401.0033088	MTA.0-JT33	15.85	88	0.06	CD160301.0306127	MTA.3-JT6	17.17	127	0.31
CD160401.0110086	MTA.1-B10	10.094	86	0.06	CD160301.0333127	MTA.3-JT33	15.85	127	0.31
CD160401.0112090	MTA.1-B12	12.065	90	0.06	CD160301.0410145	MTA.4-B10	10.094	145	0.59
CD160401.0116097	MTA.1-B16	15.733	97	0.09	CD160301.0412149	MTA.4-B12	12.065	149	0.6
CD160401.0118105	MTA.1-B18	17.78	105	0.11	CD170301.0416156	MTA.4-B16	15.733	156	0.62
CD160401.0122114	MTA.1-B22	21.793	114	0.17	CD160301.0418164	MTA.4-B18	17.78	164	0.65
CD160401.0124124	MTA.1-B24	23.825	124	0.23	CD160301.0422172	MTA.4-B22	21.793	172	0.7
CD160401.0100079	MTA.1-JT0	6.35	79	0.05	CD160301.0424182	MTA.4-B24	23.825	182	0.76
CD160401.0101085	MTA.1-JT1	9.754	85	0.05	CD160301.0400138	MTA.4-JT0	6.35	138	0.58
CD160401.0102090	MTA.1-JT2	14.199	90	0.07	CD160301.0401143	MTA.4-JT1	9.754	143	0.58
CD160401.0103099	MTA.1-JT3	20.599	99	0.12	CD160301.0402149	MTA.4-JT2	14.199	149	0.6
CD160401.0104110	MTA.1-JT4	28.55	110	0.25	CD160301.0403158	MTA.4-JT3	20.599	158	0.66
CD160401.0105116	MTA.1-JT5	35.89	116	0.42	CD160301.0404169	MTA.4-JT4	28.55	169	0.78
CD160401.0106094	MTA.1-JT6	17.17	94	0.09	CD160301.0405174	MTA.4-JT5	35.89	174	0.95
CD160401.0133094	MTA.1-JT33	15.85	94	0.08	CD160301.0406152	MTA.4-JT6	17.17	152	0.62
CD160401.0210101	MTA.2-B10	10.094	101	0.13	CD160301.0433152	MTA.4-JT33	15.85	152	0.61
CD160401.0212105	MTA.2-B12	12.065	105	0.14	CD160301.0510177	MTA.5-B10	10.094	177	1.49
CD160401.0216112	MTA.2-B16	15.733	112	0.16	CD160301.0512181	MTA.5-B12	12.065	181	1.49
CD160401.0218120	MTA.2-B18	17.78	120	0.19	CD160301.0516188	MTA.5-B16	15.733	188	1.52
CD160301.0222128	MTA.2-B22	21.793	128	0.25	CD160301.0518196	MTA.5-B18	17.78	196	1.55
CD160301.0224138	MTA.2-B24	23.825	138	0.3	CD160301.0522204	MTA.5-B22	21.793	204	1.6
CD160301.0218113	MTA.2-B18S	17.431	113	0.18	CD160301.0524214	MTA.5-B24	23.825	214	1.66
CD160301.0200094	MTA.2-JT0	6.35	94	0.12	CD160301.0500170	MTA.5-JT0	6.35	170	1.48
CD160301.0201100	MTA.2-JT1	9.754	100	0.13	CD160301.0501175	MTA.5-JT1	9.754	175	1.48
CD160301.0202105	MTA.2-JT2	14.199	105	0.15	CD160301.0502181	MTA.5-JT2	14.199	181	1.5
CD160301.0203114	MTA.2-JT3	20.599	114	0.2	CD160301.0503190	MTA.5-JT3	20.599	190	1.56
CD160301.0204125	MTA.2-JT4	28.55	125	0.33	CD160301.0504201	MTA.5-JT4	28.55	201	1.68
CD160301.0205130	MTA.2-JT5	35.89	130	0.49	CD160301.0505206	MTA.5-JT5	35.89	206	1.84
CD160301.0206108	MTA.2-JT6	17.17	108	0.17	CD160301.0506184	MTA.5-JT6	17.17	184	1.52
CD160301.0233108	MTA.2-JT33	15.85	108	0.16	CD160301.0533184	MTA.5-JT33	15.85	184	1.51
CD160301.0310120	MTA.3-B10	10.094	120	0.28	CD160301.0616250	MTA.6-B16	15.733	250	4.19
CD160301.0312124	MTA.3-B12	12.065	124	0.28	CD160301.0603252	MTA.6-JT3	20.599	252	4.23
CD160301.0316131	MTA.3-B16	15.733	131	0.31	CD170301.0606246	MTA.6-JT6	17.17	246	4.19

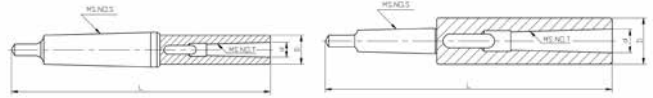
## 变径套系列 SLEEVE SERIES

### CD1701-01 NT变径套(扁尾式) NT MS ADAPTER(WITH TANG)



订货号 Order No.	型号 Model No.	D	d1	d2	d3	d4	L	a	T	KGS
CD170101.3002124	NT30-MTA2	49	31.75	32	17.15	17.780	123.9	1.6	1/2" -13UNC /M12X1.75P	0.50
CD170101.3003142	NT30-MTA3			40		23.825	142.4			0.55
CD170101.4002118	NT40-MTA2	63	44.45	32	25.07	17.180	118.4	1.6	5/8" -11UNC /M16X2.0P	0.80
CD170101.4003140	NT40-MTA3			40		23.825	140.4			0.85
CD170101.4004175	NT40-MTA4			48		31.267	175.4			1.25
CD170101.4005263	NT40-MTA5			63		44.399	263.4			1.45
CD170101.5002147	NT50-MTA2	97.5	69.85	32	39.37	17.780	146.8	3.2	1" -8UNC /M24X3.0P	2.80
CD170101.5003157	NT50-MTA3			40		23.825	156.8			2.90
CD170101.5004187	NT50-MTA4			48		31.267	186.8			3.00
CD170101.5005210	NT50-MTA5			63		44.399	209.8			3.10

### CD1702-01 DIN 2187 加长变径套 EXTENSION SOCKET WITH MS.HOLE

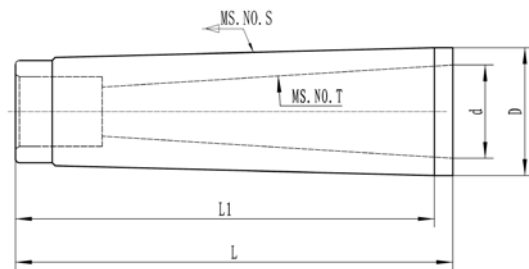


订货号 Order No.	型号 Model No.	MS.NO.S	MS.NO.T	Dmm	dmm	Lmm	KGS	精度(mm) Accuracy
CD170201.0101145	MT1-1	1	1	20	12.065	145	0.19	0.03
CD170201.0102160	MT1-2	1	2	30	17.78	160	0.4	0.03
CD170201.0103181	MT1-3	1	3	36	23.825	181	0.4	0.03
CD170201.0201160	MT2-1	2	1	20	12.065	160	0.29	0.03
CD170201.0202175	MT2-2	2	2	30	17.78	175	0.5	0.03
CD170201.0203196	MT2-3	2	3	36	23.065	196	0.6	0.03
CD170201.0204221	MT2-4	2	4	48	31.267	221	1.43	0.03
CD170201.0301175	MT3-1	3	1	20	12.065	175	0.41	0.03
CD170201.0302194	MT3-2	3	2	30	17.78	194	0.62	0.03
CD170201.0303215	MT3-3	3	3	36	23.825	215	0.89	0.03
CD170201.0303216	MT3-3A	3	3	40	23.825	215	1.1	0.03
CD170201.0304240	MT3-4	3	4	48	31.267	240	1.55	0.03
CD170201.0305275	MT3-5	3	5	63	44.399	275	2.8	0.03
CD170201.0401200	MT4-1	4	1	20	12.065	200	0.81	0.03
CD170201.0402215	MT4-2	4	2	30	17.787	215	1	0.03
CD170201.0403240	MT4-3	4	3	36	23.825	240	1.27	0.03
CD170201.0404265	MT4-4	4	4	48	31.267	265	1.93	0.03
CD170201.0405300	MT4-5	4	5	63	44.399	300	3.18	0.03
CD170201.0406368	MT4-6	4	6	85	63.348	368	6.5	0.05
CD170201.0501232	MT5-1	5	1	20	12.065	232	1.76	0.04
CD170201.0502247	MT5-2	5	2	30	17.78	247	2	0.04
CD170201.0503268	MT5-3	5	3	36	23.825	268	2.27	0.04
CD170201.0504300	MT5-4	5	4	48	31.267	300	2.93	0.04
CD170201.0505335	MT5-5	5	5	63	44.399	335	4.18	0.04
CD170201.0506403	MT5-6	5	6	85	63.348	403	6.7	0.05
CD170201.0601294	MT6-1	6	1	20	12.065	294	4.4	0.04
CD170201.0602309	MT6-2	6	2	30	17.78	309	4.25	0.04
CD170201.0603330	MT6-3	6	3	36	23.825	330	4.52	0.04
CD170201.0604355	MT6-4	6	4	48	31.267	355	5.18	0.04
CD170201.0605390	MT6-5	6	5	63	44.399	390	6.43	0.04



**变径套系列 SLEEVE SERIES**
**CD1703-01 DIN 2185 莫氏变径套 MORSE TAPER SLEEVE**

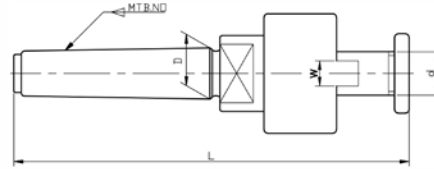
订货号 Order No.	型号 Model No.	MS. NO.S	MS. NO.T	D	d	L	KGS	精度 Accuracy
CD170301.0100080	MT1-0	1	0	13	9.045	80	0.1	0.015
CD170301.0201092	MT2-1	2	1	18.6	12.065	92	0.1	0.015
CD170301.0301099	MT3-1	3	1	24.1	12.065	99	0.24	0.015
CD170301.0302112	MT3-2	3	2	24.7	17.78	112	0.12	0.015
CD170301.0401124	MT4-1	4	1	31.6	12.065	124	0.6	0.015
CD170301.0402124	MT4-2	4	2	31.6	17.78	124	0.5	0.015
CD170301.0403140	MT4-3	4	3	32.4	23.825	140	0.38	0.015
CD170301.0501156	MT5-1	5	1	44.7	12.065	156	1.59	0.02
CD170301.0502156	MT5-2	5	2	44.7	17.78	156	1.49	0.02
CD170301.0503156	MT5-3	5	3	44.7	23.825	156	1.36	0.02
CD170301.0504171	MT5-4	5	4	45.5	31.267	171	0.95	0.02
CD170301.0601218	MT6-1	6	1	63.8	12.065	218	3.48	0.02
CD170301.0602218	MT6-2	6	2	63.8	17.78	218	3.73	0.02
CD170301.0603218	MT6-3	6	3	63.8	23.825	218	3.85	0.02
CD170301.0604218	MT6-4	6	4	63.8	31.267	218	3.12	0.02
CD170301.0605218	MT6-5	6	5	63.8	44.399	218	1.95	0.02


**CD1704-01 顶尖套 SOLID SOCKET**


订货号 Order No.	型号 Model No.	MS. NO.S	MS. NO.T	L	L1	D	d	KGS
CD170401.0202060	MT2-1	MT2	1	60	56	17.780	12.065	0.05
CD170401.0301070	MT3-1	MT3	1	70	66	23.825	12.065	0.16
CD170401.0302070	MT3-2	MT3	2	70	66	23.825	17.780	0.1
CD170401.0402070	MT4-2	MT4	2	70	63.5	31.267	17.780	0.26
CD170401.0403070	MT4-3	MT4	3	70	63.5	31.267	23.825	0.16
CD170401.0502077	MT5-2	MT5	2	77	70.5	44.399	17.780	0.73
CD170401.0503077	MT5-3	MT5	3	77	70.5	44.399	23.825	0.61
CD170401.0504077	MT5-4	MT5	4	77	70.5	44.399	31.267	0.43
CD170401.0603110	MT6-3	MT6	3	110	103.5	63.348	23.825	2.16
CD170401.0604110	MT6-4	MT6	4	110	103.5	63.348	31.267	1.91
CD170401.0605110	MT6-5	MT6	5	110	103.5	63.348	44.399	1.27

## 铣刀杆系列 MILLING MACHINE ARBOR SERIES

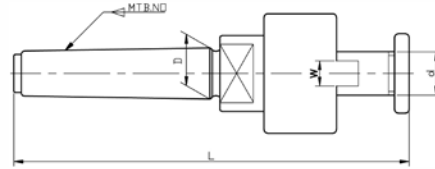
### 》》 CD1801-01 MT莫氏锥柄铣刀柄 MORSE TAPER END MILL HOLDER



订货号 Order No.	型号 Model No.	D	d	W	KGS
CD180101.0218127	MT(A)B2-FMB13	17.780	FMB13	8	0.269
CD180101.0218159	MT(A)B2-FMB16	17.780	FMB16	8	0.314
CD180101.0218191	MT(A)B2-FMB22	17.780	FMB22	10	0.417
CD180101.0218222	MT(A)B2-FMB27	17.780	FMB27	12	0.537
CD180101.0304127	MT(A)B3-FMB13	23.825	FMB13	8	0.484
CD180101.0324159	MT(A)B3-FMB16	23.825	FMB16	8	0.530
CD180101.0324191	MT(A)B3-FMB22	23.825	FMB22	10	0.637
CD180101.0324222	MT(A)B3-FMB27	23.825	FMB27	12	0.770
CD180101.0324254	MT(A)B3-FMB32	23.825	FMB32	14	0.969
CD180101.0324318	MT(A)B3-FMB40	23.825	FMB40	16	1.507
CD180101.0432127	MT(A)B4-FMB13	31.267	FMB13	8	0.879
CD180101.0431159	MT(A)B4-FMB16	31.267	FMB16	8	0.931
CD180101.0431160	MT(A)B4-FMB22	31.267	FMB22	10	1.050
CD180101.0431222	MT(A)B4-FMB27	31.267	FMB27	12	0.198
CD180101.0431254	MT(A)B4-FMB32	31.267	FMB32	14	1.420
CD180101.0431318	MT(A)B4-FMB40	31.267	FMB40	16	2.224
CD180101.0431381	MT(A)B4-FMB50	31.267	FMB50	18	2.482
CD180101.0544127	MT(A)B5-FMB16	44.399	FMB16	8	2.064
CD180101.0544159	MT(A)B5-FMB22	44.399	FMB22	10	2.219
CD180101.0544191	MT(A)B5-FMB27	44.399	FMB27	12	2.410
CD180101.0544222	MT(A)B5-FMB32	44.399	FMB32	14	2.697
CD180101.0544254	MT(A)B5-FMB40	44.399	FMB40	16	3.145
CD180101.0544318	MT(A)B5-FMB50	44.399	FMB50	18	4.035
CD180101.0544381	MT(A)B5-FMB60	44.399	FMB60	20	5.154

备注：订货时请注明柄体形式:MTA或MTB;

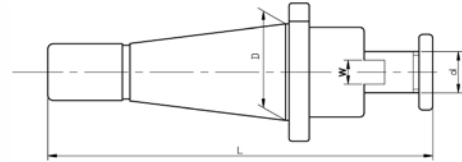
Note: When placing an order, please indicate the form of the handle: MTA or MTB;

**铣刀杆系列 MILLING MACHINE ARBOR SERIES**
**》》 CD1801-02 MT莫氏锥柄铣刀柄 ( INCH ) MORSE TAPER END MILL HOLDER**


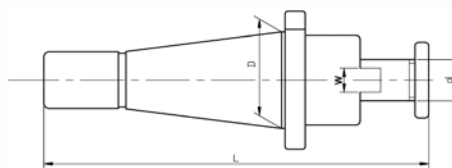
订货号 Order No.	型号 Model No.	D	d	W	KGS
CD180102.0218127	MTA(B)2-FMA1/2	17.780	FMA1/2	6.35	0.235
CD180102.0218159	MTA(B)2-FMA5/8	17.780	FMA5/8	7.14	0.307
CD180102.0218191	MTA(B)2-FMA3/4	17.780	FMA3/4	7.94	0.369
CD180102.0218222	MTA(B)2-FMA7/8	17.780	FMA7/8	8.7	0.590
CD180102.0304127	MTA(B)3-FMA1/2	23.825	FMA1/2	6.35	0.480
CD180102.0324159	MTA(B)3-FMA5/8	23.825	FMA5/8	7.14	0.530
CD180102.0324191	MTA(B)3-FMA3/4	23.825	FMA3/4	7.94	0.650
CD180102.0324222	MTA(B)3-FMA7/8	23.825	FMA7/8	8.7	0.730
CD180102.0324254	MTA(B)3-FMA1"	23.825	FMA1"	9.35	0.850
CD180102.0324318	MTA(B)3-FMA1-1/4	23.825	FMA1-1/4	12.7	1.148
CD180102.0432127	MTA(B)4-FMA1/2	31.267	FMA1/2	6.35	0.859
CD180102.0431159	MTA(B)4-FMA5/8	31.267	FMA5/8	7.14	0.923
CD180102.0431160	MTA(B)4-FMA3/4	31.267	FMA3/4	7.94	1.008
CD180102.0431222	MTA(B)4-FMA7/8	31.267	FMA7/8	8.7	1.105
CD180102.0431254	MTA(B)4-FMA1"	31.267	FMA1"	9.35	1.360
CD180102.0431318	MTA(B)4-FMA1-1/4	31.267	FMA1-1/4	12.7	1.526
CD180102.0431381	MTA(B)4-FMA1-1/2	31.267	FMA1-1/2	15.88	1.859
CD180102.0544127	MTA(B)5-FMA1/2	44.399	FMA1/2	6.35	1.931
CD180102.0544159	MTA(B)5-FMA5/8	44.399	FMA5/8	7.14	1.994
CD180102.0544191	MTA(B)5-FMA3/4	44.399	FMA3/4	7.94	2.079
CD180102.0544222	MTA(B)5-FMA7/8	44.399	FMA7/8	8.7	2.760
CD180102.0544254	MTA(B)5-FMA1"	44.399	FMA1"	9.35	2.278
CD180102.0544318	MTA(B)5-FMA1-1/4	44.399	FMA1-1/4	12.7	2.550
CD180102.0544381	MTA(B)5-FMA1-1/2	44.399	FMA1-1/2	15.88	2.428
CD180102.0544508	MTA(B)5-FMA2"	44.399	FMA2"	19.05	2.725

备注：订货时请注明柄体形式:MTA或MTB;

Note: When placing an order, please indicate the form of the handle: MTA or MTB;

**铣刀杆系列 MILLING MACHINE ARBOR SERIES**
**»» CD1801-03 NT 平面铣刀柄 FACE MILL HOLDER-METRIC**


订货号 Order No.	型号 Model No.	D	d	W	L	KGS
CD180103.3032013	NT30-FMB13	31.75	FMB13	8	121	0.315
CD180103.3032016	NT30-FMB16	31.75	FMB16	8	126	0.369
CD180103.3032022	NT30-FMB22	31.75	FMB22	10	129	0.47
CD180103.3032027	NT30-FMB27	31.75	FMB27	12	134	0.6
CD180103.3032032	NT30-FMB32	31.75	FMB32	14	141	1.04
CD180103.4044016	NT40-FMB16	44.45	FMB16	8	153	0.711
CD180103.4044022	NT40-FMB22	44.45	FMB22	10	156	0.82
CD180103.4044027	NT40-FMB27	44.45	FMB27	12	159	0.95
CD180103.4044032	NT40-FMB32	44.45	FMB32	14	178	1.45
CD180103.4044040	NT40-FMB40	44.45	FMB40	16	182	1.91
CD180103.4044050	NT40-FMB50	44.45	FMB50	18	187	2.8
CD180103.4044060	NT40-FMB60	44.45	FMB60	20	209	4.23
CD180103.5070016	NT50-FMB16	69.85	FMB16	8	205	2.88
CD180103.5070022	NT50-FMB22	69.85	FMB22	10	208	3.04
CD180103.5070027	NT50-FMB27	69.85	FMB27	12	211	3.22
CD180103.5070032	NT50-FMB32	69.85	FMB32	14	215	3.49
CD180103.5070040	NT50-FMB40	69.85	FMB40	16	219	3.91
CD180103.5070050	NT50-FMB50	69.85	FMB50	18	224	4.75
CD180103.5070060	NT50-FMB60	69.85	FMB60	20	246	6.15

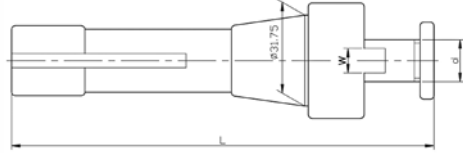
**铣刀杆系列 MILLING MACHINE ARBOR SERIES**
**CD1801-04 NT 平面铣刀柄 ( INCH ) FACE MILL HOLDER**


订货号 Order No.	型号 Model No.	D	d	W	L	KGS
CD180104.3032013	NT30-FMA1/2	31.75	FMA1/2	6.35	139.5	0.549
CD180104.3032016	NT30-FMA 5/8	31.75	FMA 5/8	7.14	140.5	0.639
CD180104.3032022	NT30-FMA 3/4	31.75	FMA 3/4	7.94	144	0.753
CD180104.3032027	NT30-FMA 7/8	31.75	FMA 7/8	8.7	145	0.879
CD180104.3032032	NT30-FMA1"	31.75	FMA1"	9.53	145	1.021
CD180104.4044016	NT40-FMA1/2	44.45	FMA1/2	6.35	164.5	0.922
CD180104.4044022	NT40-FMA5/8	44.45	FMA5/8	7.14	165.5	1.012
CD180104.4044027	NT40-FMA3/4	44.45	FMA3/4	7.94	169	1.126
CD180104.4044032	NT40-FMA7/8	44.45	FMA7/8	8.7	170	1.252
CD180104.4044040	NT40-FMA1"	44.45	FMA1"	9.53	170	1.415
CD180104.4044050	NT40-FMA1-1/4	44.45	FMA1-1/4	12.7	171	1.712
CD180104.4044060	NT40-FMA1-1/2	44.45	FMA1-1/2	15.88	178	2.206
CD180104.5070016	NT50-FMA1/2	69.85	FMA1/2	6.35	198	2.705
CD180104.5070022	NT50-FMA5/8	69.85	FMA5/8	7.14	199	2.799
CD180104.5070027	NT50-FMA3/4	69.85	FMA3/4	7.94	202	2.913
CD180104.5070032	NT50-FMA7/8	69.85	FMA7/8	8.7	203	3.039
CD180104.5070040	NT50-FMA1"	69.85	FMA1"	9.53	203	3.202
CD180104.5070050	NT50-FMA1-1/4	69.85	FMA1-1/4	12.7	204	4
CD180104.5070060	NT50-FMA1-1/2	69.85	FMA1-1/2	15.88	211.5	4.018
CD180104.5070070	NT50-FMA2"	69.85	FMA2"	19.05	238.5	5.693



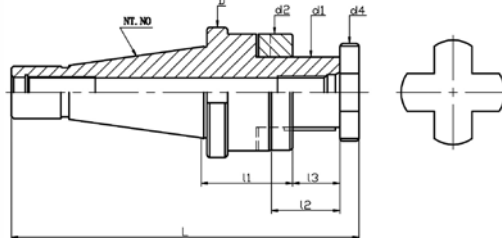
## 铣刀杆系列 MILLING MACHINE ARBOR SERIES

### CD1801-05 R8/FMB 平面铣刀柄 R8 FACE MILL HOLDER



订货号 Order No.	型号 Model No.	d	W	L	KGS
CD180105.0816148	R8-FMB16	16	8	148	0.35
CD180105.0822155	R8-FMB22	22	10	155	0.7
CD180105.0827160	R8-FMB27	27	12	160	0.88
CD180105.0832166	R8-FMB32	32	14	166	1.16
CD180105.0840170	R8-FMB40	40	16	170	1.466
CD180105.0813150	R8-FMA1/2"	1/2"	6.35	150	0.47
CD180105.0819154	R8-FMA3/4"	3/4"	7.94	154	0.62
CD180105.0822156	R8-FMA7/8"	7/8"	8.7	155	0.72
CD180105.0825155	R8-FMA1"	1"	9.53	155	0.85
CD180105.0832156	R8-FMA1-1/4"	1-1/4"	12.7	156	1.15
CD180105.0838163	R8-FMA1-1/2"	1-1/2"	15.88	163	1.36

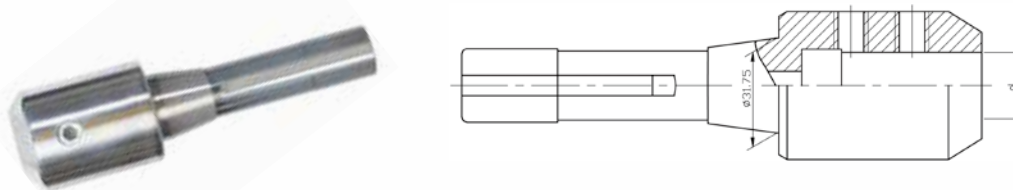
### CD1801-06 NT混合插入式铣刀柄 NT COMBI FACE MILL HOLDER



订货号 Order No.	型号 Model No. d1-l1	L	l2	l3	d2	D	DRAW BAR	KGS
CD180106.3016025	NT30-CSR16-25	126	27	17	32	49	1/2" -13UNC /M12X1.75P	1.4
CD180106.3022025	NT30-CSR22-25	129	31	19	40			1.6
CD180106.3027025	NT30-CSR27-25	132	33	21	48			1.8
CD180106.4016040	NT40-CSR16-40	168	27	17	32	63	5/8" -11UNC /M16X2.0P	2.2
CD180106.4022040	NT40-CSR22-40	171	31	19	40			2.4
CD180106.4027040	NT40-CSR27-40	174	33	21	48			2.6
CD180106.4032040	NT40-CSR32-40	178	38	24	58			2.8
CD180106.4040040	NT40-CSR40-40	182	41	27	70	97.5	1" -8UNC /M24X3.0P	3.0
CD180106.5016040	NT50-CSR16-40	205	27	17	32			4.4
CD180106.5022040	NT50-CSR22-40	208	31	19	40			4.6
CD180106.5027040	NT50-CSR27-40	211	33	21	48			4.8
CD180106.5032040	NT50-CSR32-40	215	38	24	58			5.0
CD180106.5040040	NT50-CSR40-40	219	41	27	70			5.2
CD180106.5050040	NT50-CSR50-40	224	46	30	90	5.4		

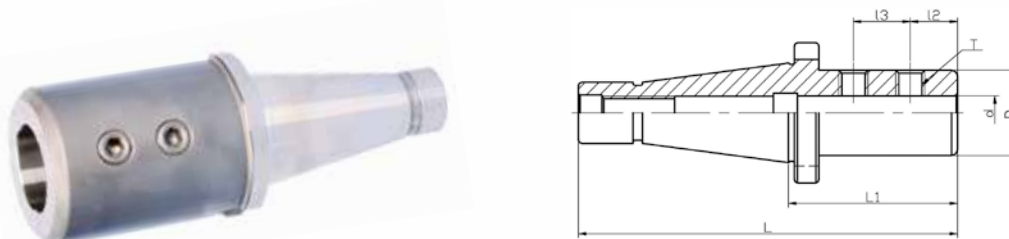
注：订货时请注明刀柄后拉螺纹公英制形式,例如 CD180106.3016025-1/2" -13UNC。

Note:When ordering,please indicate the type of ARBOR screw,Inch or Metric,e.g CD180106.3016025-1/2" -13UNC.

**铣刀杆系列 MILLING MACHINE ARBOR SERIES**
**CD1802-01 R8柄立铣刀柄 R8 END MILL HOLDER**


订货号 Order No.	型号 Model No.	d		订货号 Order No.	型号 Model No.	d	
		单螺钉压紧				双螺钉压紧	
CD180201.0805064	R8-SLN	3/16"-2-1/2		CD180201.0805065	R8-SLA	3/16"-2-1/2	
CD180201.0804040	R8-SLN	4-40		CD180201.0804041	R8-SLA	4-40	

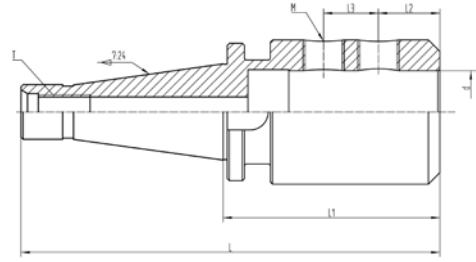
- ◎ 订购R8立铣刀柄时，请注明定货号及内孔规格（d）例如：CD180201.0805064-3/16。
- ◎ 我们也可根据您的需要特殊订做。
- ◎ when ordering ,please specify the hole size(d).
- ◎ We also can match specially for your requirements.

**CD1802-02 NT侧固式铣刀杆 NT END MILL HOLDER**


订货号 Order No.	型号 Model No.-d	D	l1	L	l2	l3	T	KGS
CD180202.3006040	NT30-SLN6-40	25	40	108.4	18	-	M6X1.0P	0.50
CD180202.3008040	NT30-SLN8-40	28	40	108.4	18	-	M8X1.25P	0.60
CD180202.3010040	NT30-SLN10-40	35	40	108.4	20	-	M10X1.5P	0.60
CD180202.3012040	NT30-SLN12-40	42	50	108.4	22.5	-	M12X1.75P	0.65
CD180202.3016050	NT30-SLN16-50	48	50	118.4	24	-	M14X2.0P	0.75
CD180202.3020063	NT30-SLN20-63	52	63	131.4	25	-	M16X2.0P	1.10
CD180202.3025080	NT30-SLN25-80	65	80	148.4	24	25	M18X2.0P	1.20
CD180202.4006050	NT40-SLN6-50	25	50	143.4	18	-	M6X1.0P	0.90
CD180202.4008050	NT40-SLN8-50	28	50	143.4	18	-	M8X1.25P	0.95
CD180202.4010050	NT40-SLN10-50	35	50	143.4	20	-	M10X1.5P	1.10
CD180202.4012050	NT40-SLN12-50	42	50	143.4	22.5	-	M12X1.75P	1.00
CD180202.4016063	NT40-SLN16-63	48	63	143.4	24	-	M14X2.0P	1.40
CD180202.4020063	NT40-SLN20-63	52	63	143.4	25	-	M16X2.0P	1.45
CD180202.4025080	NT40-SLN25-80	65	80	173.4	24	25	M18X2.0P	2.10
CD180202.4032080	NT40-SLN32-80	72	80	173.4	24	28	M20X2.0P	2.50
CD180202.5006063	NT50-SLN6-63	25	63	189.8	18	-	M6X1.0P	2.90
CD180202.5008063	NT50-SLN8-63	28	63	189.8	18	-	M8X1.25P	3.00
CD180202.5010063	NT50-SLN10-63	35	63	189.8	20	-	M10X1.5P	3.20
CD180202.5012063	NT50-SLN12-63	42	63	189.8	22.5	-	M12X1.75P	3.30
CD180202.5016063	NT50-SLN16-63	48	63	189.8	24	-	M14X2.0P	3.50
CD180202.5020063	NT50-SLN20-63	52	63	189.8	25	-	M16X2.0P	3.60
CD180202.5025080	NT50-SLN25-80	65	80	206.8	24	25	M18X2.0P	4.20
CD180202.5032080	NT50-SLN32-80	72	80	206.8	24	28	M20X2.0P	4.40
CD180202.5040100	NT50-SLN40-100	90	100	226.8	30	32	M20X2.0P	4.40
CD180202.5042100	NT50-SLN42-100	90	100	226.8	30	32	M20X2.0P	4.20
CD180202.5040120	NT50-SLN40-120	90	120	246.8	30	32	M20X2.0P	4.60
CD180202.5050120	NT50-SLN50-120	100	120	246.8	35	35	M24X2.0P	4.80
CD180202.5063120	NT50-SLN63-120	125	120	246.8	40	40	M24X2.0P	5.40

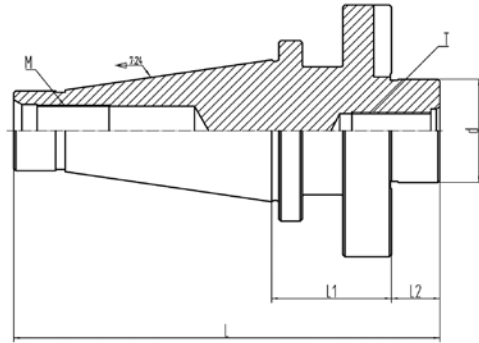
## 铣刀杆系列 MILLING MACHINE ARBOR SERIES

### CD1802-03 NMTB30/40-SLN 侧固式刀柄 END MILL HOLDER

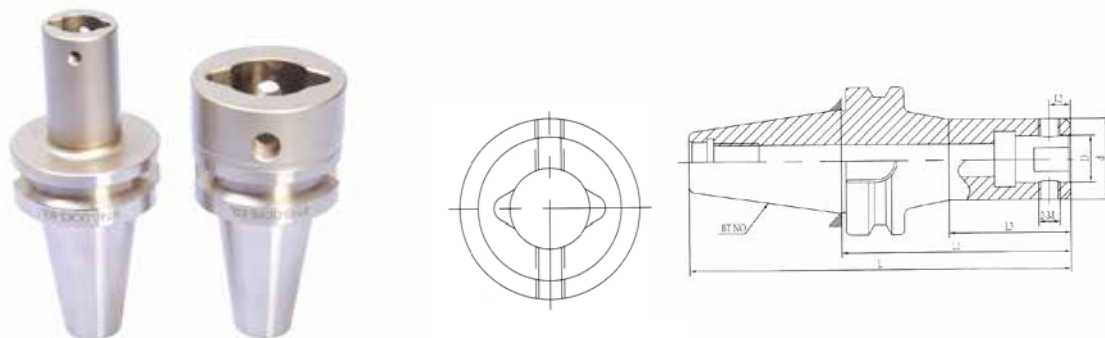


订货号 Order No.	型号 Model No.	L	L1	L2	L3	M	T	KGS	
CD180203.4005058	NMTB40-SLN3/16"	152.4	58.67	11.18	-	1/4-28UNF	5/8-11UNC	0.86	
CD180203.4006058	NMTB40-SLN1/4"					3/8-24UNF		0.86	
CD180203.4010058	NMTB40-SLN3/8"					7/16-20UNF		0.83	
CD180203.4013058	NMTB40-SLN1/2"			1/2-20UNF		0.92			
CD180203.4016058	NMTB40-SLN5/8"			5/8-18UNF		1			
CD180203.4019058	NMTB40-SLN3/4"			25.4		1.07			
CD180203.4022071	NMTB40-SLN7/8"	165.1	71.37	28.45	25.4	3/4-16UNF	1/2-13UNC	1.27	
CD180203.4025095	NMTB40-SLN1"	188.98	95.25			2.06			
CD180203.4032095	NMTB40-SLN1-1/4"	194.06	100.33			2.05			
CD180203.4038100	NMTB40-SLN1-1/2"	194.06	100.33	112.78	-	1/4-28UNF	1/2-13UNC	0.33	
CD180203.3005044	NMTB30-SLN3/16"	112.78	44.45			19.05		3/8-24UNF	0.36
CD180203.3006044	NMTB30-SLN1/4"					22.35		7/16-20UNF	0.39
CD180203.3010044	NMTB30-SLN3/8"					23.88		1/2-20UNF	0.41
CD180203.3013044	NMTB30-SLN1/2"	138.33	70			25.4		5/8-18UNF	0.68
CD180203.3016070	NMTB30-SLN5/8"					28.45		-	3/4-16UNF
CD180203.3019070	NMTB30-SLN3/4"			0.8					
CD180203.3022070	NMTB30-SLN7/8"	163.58	95.25	28.45	-	3/4-16UNF	1/2-13UNC	0.82	
CD180203.3025070	NMTB30-SLN1"							1.72	
CD180203.3032095	NMTB30-SLN1-1/4"	163.58	95.25	-	-	-	-	1.72	

### CD1803-01 NMTB30/40/50-FMA 平面铣刀柄 FACE MILL HOLDER



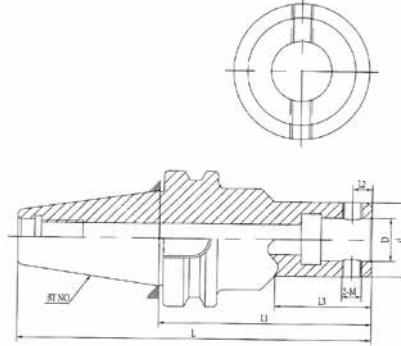
订货号 Order No.	型号 Model No.	L	L1	L2	d	T	M	KGS	
CD180301.3013032	NMTB30-FMA1/2"	114.38	31.75	14.3	1/2	1/4-28	1/2-13UNC	0.45	
CD180301.3019033	NMTB30-FMA3/4"	118.87	33.27	17.27	3/4	3/8-24		0.53	
CD180301.3025033	NMTB30-FMA1"				1"	1/2-20		0.65	
CD180301.3032036	NMTB30-FMA1-1/4"	122.18	36.58	23.88	1-1/4	5/8-18	5/8-11UNC	0.89	
CD180301.4013022	NMTB40-FMA1/2"	130.26	22.225		14.3	1/2		1/4-28	0.82
CD180301.4019022	NMTB40-FMA3/4"	133.35	22.35		3/4	3/8-24		1	
CD180301.4025033	NMTB40-FMA1"	144.27	33.274		17.27	1"		1/2-20	1.11
CD180301.4032038	NMTB40-FMA1-1/4"	149.1	38.1		1-1/4	5/8-18		1.26	
CD180301.4038041	NMTB40-FMA1-1/2"	158.76	41.15		1-1/2	3/4-16		1.88	
CD180301.4051051	NMTB40-FMA2"	168.41	50.8	2"	1-14	3.43			
CD180301.5013038	NMTB50-FMA1/2"	179.4	38.1	14.3	1/2	1/4-28	1"-8UNC	2.64	
CD180301.5019038	NMTB50-FMA3/4"	182.37	38.1	17.27	3/4	3/8-24		2.72	
CD180301.5025051	NMTB50-FMA1"	195.07	50.8		1"	1/2-20		3.27	
CD180301.5032038	NMTB50-FMA1-1/4"	182.37	38.1	23.88	1-1/4	5/8-18	1"-8UNC	3.07	
CD180301.5038038	NMTB50-FMA1-1/2"	211.84	60.96		1-1/2	3/4-16		4.39	
CD180301.5051061	NMTB50-FMA2"				2"	1"-14		5.21	

**镗刀系列 BORING SERIES**
**CD1901-01 DCK 镗头刀杆基础刀柄 BBT/SK CHUCK WITH BORING HEAD**


订货号 Order No.	型号 Model No.	D	d	L	L1	L2	L3	M	KGS	
CD190101.3001055	BT30-DCK1-55	11	19	103.4	55	5.05		M5 × 0.5	0.42	
CD190101.3001070	BT30-DCK1-70			118.4	70				0.44	
CD190101.3002080	BT30-DCK2-80	14	24	128.4	80	6.62		M6 × 0.75	0.53	
CD190101.3003080	BT30-DCK3-80	18	31	128.4	80	8			-	0.63
CD190101.3004070	BT30-DCK4-70	22	39	118.4	70	10		M8 × 0.75	0.7	
CD190101.3005070	BT30-DCK5-70	28	50	118.4	70	13			M10 × 1	0.89
CD190101.3006070	BT30-DCK6-70	36	64	108.4	70	16		M12 × 1	1.15	
CD190101.4001100	BT40-DCK1-100	11	19	165.4	100	5.05	60	M5 × 0.5	1.02	
CD190101.4001130	BT40-DCK1-130			195.4	130				1.06	
CD190101.4002075	BT40-DCK2-75	14	24	140.4	75	6.62		M6 × 0.75	1.02	
CD190101.4002100	BT40-DCK2-100			165.4	100				-	1.08
CD190101.4002130	BT40-DCK2-130			195.4	130		75		1.17	
CD190101.4002160	BT40-DCK2-160			125.4	160				1.28	
CD190101.4003080	BT40-DCK3-80	18	31	145.4	80	8		M6 × 0.75	1.09	
CD190101.4003100	BT40-DCK3-100			165.4	100				-	1.18
CD190101.4003135	BT40-DCK3-135			200.4	135		85		1.35	
CD190101.4003165	BT40-DCK3-165			230.4	165				1.49	
CD190101.4004070	BT40-DCK4-70	22	39	135.4	70	10		M8 × 0.75	1.1	
CD190101.4004100	BT40-DCK4-100			165.4	100				-	1.34
CD190101.4004150	BT40-DCK4-150			215.4	150		95		1.75	
CD190101.4004170	BT40-DCK4-170			235.4	170				1.91	
CD190101.4005060	BT40-DCK5-60	28	50	125.4	60	13		M10 × 1	1.23	
CD190101.4005080	BT40-DCK5-80			145.4	80				-	1.42
CD190101.4005100	BT40-DCK5-100			165.4	100				1.63	
CD190101.4005150	BT40-DCK5-150			215.4	150		-		2.14	
CD190101.4006055	BT40-DCK6-55	36	64	120.4	55	16		M12 × 1	1.22	
CD190101.4006100	BT40-DCK6-100			165.4	100					2.11
CD190101.4006150	BT40-DCK6-150			215.4	150					2.95
CD190101.5001115	BT50-DCK1-115	11	19	216.8	115	5.05	60	M5 × 0.5	3.69	
CD190101.5001145	BT50-DCK1-145			246.8	145					3.73
CD190101.5002105	BT50-DCK2-105	14	24	206.8	105	6.62		M6 × 0.75	3.76	
CD190101.5002135	BT50-DCK2-135			236.8	135				75	3.84
CD190101.5002165	BT50-DCK2-165			266.8	165				3.92	
CD190101.5003110	BT50-DCK3-110	18	31	211.8	110	8		M8 × 0.75	3.92	
CD190101.5003140	BT50-DCK3-140			241.8	140				85	4.07
CD190101.5003170	BT50-DCK3-170			271.8	170				4.22	
CD190101.5004100	BT50-DCK4-100	22	39	201.8	100	10		M10 × 1	4.05	
CD190101.5004160	BT50-DCK4-160			361.8	160				95	4.55
CD190101.5004205	BT50-DCK4-205			306.8	205				4.93	
CD190101.5005090	BT50-DCK5-90	28	50	191.8	90	13		M12 × 1	4.19	
CD190101.5005165	BT50-DCK5-165			266.8	165				-	5.28
CD190101.5005210	BT50-DCK5-210			311.8	210		120		5.93	
CD190101.5005270	BT50-DCK5-270			371.8	270				6.83	
CD190101.5006085	BT50-DCK6-85	36	64	186.8	85	16		M12 × 1	4.34	
CD190101.5006155	BT50-DCK6-155			256.8	155				-	6.04
CD190101.5006215	BT50-DCK6-215			316.8	215				7.5	
CD190101.5006250	BT50-DCK6-250			351.8	250		160		6.36	
CD190101.5006300	BT50-DCK6-300			401.8	300				9.62	
CD190101.5006350	BT50-DCK6-350			451.8	350				10.88	

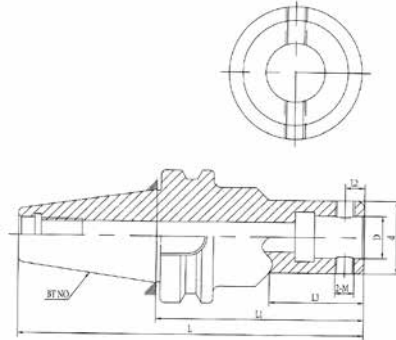
## 镗刀系列 BORING SERIES

### CD1902-01 BT/LBK镗孔刀柄 LBK BORING TOOL HOLDER



订货号 Order No.	型号 Model No.	D	d	L	L1	L2	L3	M	KGS
CD190201.3001070	BT30-LBK1-70	11	19	118.4	70	5.05	-	M4 × 0.5	0.8
CD190201.3002080	BT30-LBK2-80	14	24	128.4	80	6.55		M5 × 0.5	0.81
CD190201.3003080	BT30-LBK3-80	18	31	128.4	80	8.05		M6 × 0.75	0.95
CD190201.3004070	BT30-LBK4-70	22	39	118.4	70	10.05		M8 × 0.75	1
CD190201.3005060	BT30-LBK5-60	28	50	108.4	60	13.05		M10 × 1	1
CD190201.3006075	BT30-LBK6-75	36	64	108.4	75	16.05		M12 × 1	1.2
CD190201.4001075	BT40-LBK1-75	11	19	140.4	75	5.05	-	M4 × 0.5	1.03
CD190201.4001105	BT40-LBK1-105			170.4	105				1.23
CD190201.4002085	BT40-LBK2-85	14	24	150.4	85	6.55		M5 × 0.5	1.24
CD190201.4002115	BT40-LBK2-115			180.4	115				1.3
CD190201.4003095	BT40-LBK3-95	18	31	160.4	95	8.05		M6 × 0.75	1.32
CD190201.4003125	BT40-LBK3-125			190.4	125				1.40
CD190201.4003155	BT40-LBK3-155			220.4	155		1.42		
CD190201.4004085	BT40-LBK4-85	22	39	135.4	70	10.05	M8 × 0.75	1.56	
CD190201.4004130	BT40-LBK4-130			195.4	130			1.66	
CD190201.4004175	BT40-LBK4-175			240.4	175			1.76	
CD190201.4005075	BT40-LBK5-75	28	50	140.4	75	13.05	M10 × 1	1.5	
CD190201.4005125	BT40-LBK5-125			190.4	125			1.7	
CD190201.4005175	BT40-LBK5-175			240.4	175			1.9	
CD190201.4006065	BT40-LBK6-65	36	64	130.4	65	16.05	M12 × 1	2.2	
CD190201.4006115	BT40-LBK6-115			180.4	115			2.4	
CD190201.4006165	BT40-LBK6-165			230.4	165			2.5	
CD190201.5001115	BT50-LBK1-115	11	19	216.8	115	5.05	40	M4 × 0.5	4
CD190201.5001145	BT50-LBK1-145			246.8	145				70
CD190201.5002110	BT50-LBK2-110	14	24	211.8	110	6.55	-	M5 × 0.5	4.02
CD190201.5002140	BT50-LBK2-140			241.8	140				4.2
CD190201.5003125	BT50-LBK3-125	18	31	226.8	125	8.05	-	M6 × 0.75	4.4
CD190201.5003155	BT50-LBK3-155			256.8	155				4.8
CD190201.5001115	BT50-LBK4-115	22	39	216.8	115	10.05	-	M8 × 0.75	4.92
CD190201.5004145	BT50-LBK4-145			246.8	145				5.08
CD190201.5004175	BT50-LBK4-175			276.8	175				2.3
CD190201.5004205	BT50-LBK4-205	28	50	306.8	205	13.05	-	M10 × 1	5.4
CD190201.5005105	BT50-LBK5-105			206.8	105				5.6
CD190201.5005180	BT50-LBK5-180			281.8	180				6.4
CD190201.5005240	BT50-LBK5-240			341.8	240				6.6
CD190201.5005300	BT50-LBK5-300	36	64	401.8	300	16.05	195	M12 × 1	6.8
CD190201.5006095	BT50-LBK6-95			196.8	95				5.97
CD190201.5006170	BT50-LBK6-170			271.8	170				6.5
CD190201.5006230	BT50-LBK6-230			331.8	230				6.92
CD190201.5006290	BT50-LBK6-290	391.8	290	7.34					
CD190201.5006350	BT50-LBK6-350	451.8	350	7.76					

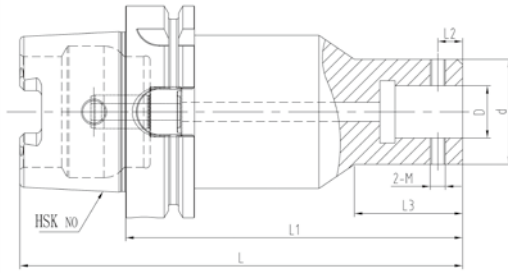


**镗刀系列 BORING SERIES**
**CD1902-02 SK(DIN69871)/LBK镗孔刀柄 LBK BORING TOOL HOLDER**


订货号 Order No.	型号 Model No.	D	d	L	L1	L2	L3	M	KGS
CD190202.3001070	SK30-LBK1-70	11	19	118.4	70	5.05	-	M4 × 0.5	0.43
CD190202.3002080	SK30-LBK2-80	14	24	128.4	80	6.55		M5 × 0.5	0.52
CD190202.3003080	SK30-LBK3-80	18	31	128.4	80	8.05		M6 × 0.75	0.64
CD190202.3004070	SK30-LBK4-70	22	39	118.4	70	10.05		M8 × 0.75	0.72
CD190202.3005060	SK30-LBK5-60	28	50	108.4	60	13.05		M10 × 1	0.74
CD190202.3006060	SK30-LBK6-60	36	64	108.4	60	16.05		M12 × 1	1.17
CD190202.4001075	SK40-LBK1-75	11	19	140.4	75	5.05	-	M4 × 0.5	0.98
CD190202.4001105	SK40-LBK1-105			170.4	105				1.08
CD190202.4002085	SK40-LBK2-85	14	24	150.4	85	6.55		M5 × 0.5	1.1
CD190202.4002115	SK40-LBK2-115			180.4	115				1.15
CD190202.4003095	SK40-LBK3-95	18	31	160.4	95	8.05		M6 × 0.75	1.2
CD190202.4003125	SK40-LBK3-125			190.4	125				1.25
CD190202.4003155	SK40-LBK3-155			220.4	155		1.3		
CD190202.4004085	SK40-LBK4-85	22	39	135.4	70	10.05	M8 × 0.75	1.2	
CD190202.4004130	SK40-LBK4-130			195.4	130			1.72	
CD190202.4004175	SK40-LBK4-175			240.4	175			2.14	
CD190202.4005075	SK40-LBK5-75	28	50	140.4	75	13.05	-	M10 × 1	1.44
CD190202.4005125	SK40-LBK5-125			190.4	125				2.18
CD190202.4005175	SK40-LBK5-175			240.4	175				2.92
CD190202.4006065	SK40-LBK6-65	36	64	130.4	65	16.05		M12 × 1	1.39
CD190202.4006115	SK40-LBK6-115			180.4	115				2.62
CD190202.4006165	SK40-LBK6-165			230.4	165				3.84
CD190202.5001115	SK50-LBK1-115	11	19	216.8	115	5.05	40	M4 × 0.5	2.75
CD190202.5001145	SK50-LBK1-145			246.8	145		70		2.8
CD190202.5002110	SK50-LBK2-110	14	24	211.8	110	6.55	-	M5 × 0.5	2.85
CD190202.5002140	SK50-LBK2-140			241.8	140				2.94
CD190202.5003125	SK50-LBK3-125	18	31	226.8	125	8.05		M6 × 0.75	3.3
CD190202.5003155	SK50-LBK3-155			256.8	155				3.35
CD190202.5001115	SK50-LBK4-115			22	39				216.8
CD190202.5004145	SK50-LBK4-145	246.8	145			3.61			
CD190202.5004175	SK50-LBK4-175	276.8	175			3.88			
CD190202.5004205	SK50-LBK4-205	28	50	306.8	205	13.05	195	M10 × 1	4.16
CD190202.5005105	SK50-LBK5-105			206.8	105				3.7
CD190202.5005180	SK50-LBK5-180			281.8	180				4.81
CD190202.5005240	SK50-LBK5-240			341.8	240				5.74
CD190202.5005300	SK50-LBK5-300	401.8	300	6.66					
CD190202.5006095	SK50-LBK6-95	36	64	196.8	95	16.05	-	M12 × 1	4.09
CD190202.5006170	SK50-LBK6-170			271.8	170				5.94
CD190202.5006230	SK50-LBK6-230			331.8	230				7.44
CD190202.5006290	SK50-LBK6-290			391.8	290				8.95
CD190202.5006350	SK50-LBK6-350			451.8	350				10.47

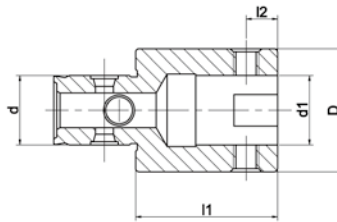
镗刀系列 BORING SERIES

CD1902-03 HSK/LBK镗孔刀柄 LBK BORING TOOL HOLDER



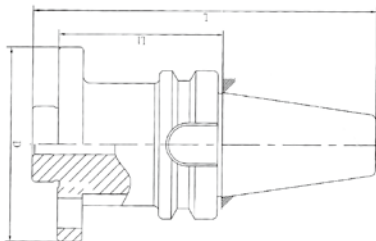
订货号 Order No.	型号 Model No.	D	d	L	L1	L2	L3	M	KGS
CD190203.6303095	HSK63A-LBK3-95L	18	31	127	95	8.05	-	M6 × 0.75	0.95
CD190203.6304085	HSK63A-LBK4-85L	22	39	117	85	10.05		M8 × 0.75	1.13
CD190203.6305070	HSK63A-LBK5-70L	28	50	102	70	13.05		M10 × 1	0.63

CD1902-04 DCK等径延长接柄 DCK EXTENSION HANDLE WITH ISODIAMETRIC



订货号 Order No.	型号 Model No.	d	d1	D	l1	l2	KGS
CD190204.0130011	DCK1-1-30	11	11	19	30	5.05	0.07
CD190204.0230014	DCK2-2-30	14	14	24	30	6.62	0.1
CD190204.0330018	DCK3-3-30	18	18	31	30	8	0.15
CD190204.0445022	DCK4-4-45	22	22	39	45	10	0.4
CD190204.0460022	DCK4-4-60	22	22	39	60	10	0.52
CD190204.0560028	DCK5-5-60	28	28	50	60	13	0.8
CD190204.0590028	DCK5-5-90	28	28	50	90	13	1.1
CD190204.0660036	DCK6-6-60	36	36	64	60	16	1.4
CD190204.0610036	DCK6-6-100	36	36	64	100	16	2.2

CD1903-01 BST 镗孔刀柄 BST BORING TOOL HOLDER



订货号 Order No.	镗头型号 Boring Head Model No.		D	L	L1	KGS
CD190301.4095070	BT40	-BST-70	95	146.4	70	2.5
CD190301.5095100	BT50	-BST-100		212.8	100	5.65
CD190301.5095150		-BST-150		262.8	150	4
CD190301.5095200		-BST-200		312.8	200	8.75
CD190301.5095250		-BST-250		362.8	250	9.76
CD190301.5095300		-BST-300		412.8	300	11.5
CD190301.5095350		-BST-350		462.8	350	12.8
CD190301.5095400		-BST-400		512.8	400	14.1

**》》 CD1904-01 RBH可调式双刃粗镗头 RBH MICRO BORING HEAD SET**

**使用方法:**

1: 按图示1松开

2: 使用方法:

(1)按照图示①松开 (不完全收脱)

(2)按图示②③旋转微调螺丝, 拖动刀片座至预设切削尺寸 (切记小于需要的尺寸)

 (3)刀片座A级刀片座B务必同时调整, 两刀误差值  $\pm 0.5\text{mm}$ 

(4)请按照图示④锁紧

**Method of Use**

1.Loosen as figure①

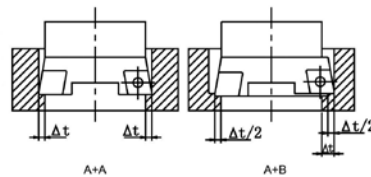
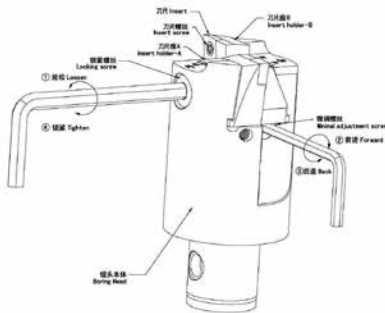
2.Method of Use

1)Loosen(Not fully loosen) as figure①

2)Turn the minimal adjustment screw for push the bade seat into the pre-set cut size as figure②③(Warning,be less than the required size).

 3)Be sure to adjust insert holder A and B at same time ,both inset error values is  $\pm 0.5\text{mm}$ .

4)Hands locking as figure④.



订货号 Order No.	镗头型号 Boring Head Model No.	接口型号 LBK NO	镗孔范围 Boring Range	L mm	刀片规格 Insert	KGS
CD190401.0225045	CDBR25-33-C	LBK2	25-33	45	CCMT060204	0.15
CD190401.0332055	CDBR32-42-C	LBK3	32-42	55	CCMT060204	0.3
CD190401.0440065	CDBR40-55-C	LBK4	40-55	65	CCMT09T304	0.5
CD190401.0552075	CDBR52-70-C	LBK5	52-70	75	CCMT09T304	1
CD190401.0668085	CDBR68-95-C	LBK6	68-95	85	CCMT120408	2
CD190401.0790100	CDBR90-122-C	LBK7	90-122	100	CCMT120408	2.9
CD190401.0120095	CDBR120-164-C	BST	120-164	95	CCMT120408	4.3
CD190401.0160095	CDBR160-204-C		160-204			5.3
CD190401.0200095	CDBR200-300-C		200-300			7
CD190401.0300130	CDBR300-410-C		300-410	130		8
CD190401.0400130	CDBR400-510-C		400-510			8.8
CD190401.0500130	CDBR500-610-C		500-610			9.6

镗刀系列 BORING SERIES

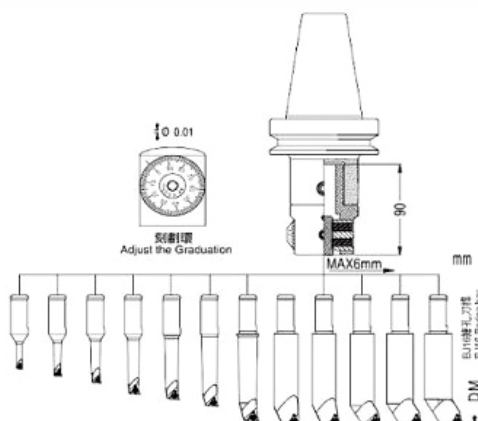
CD1904-01 RBH可调式双刃粗镗头 RBH MICRO BORING HEAD SET

ISO	Workpiece material 被加工材料	HB 硬度	Hanging depth (stability) 悬深 (稳定性) L/D	Boring range (镗削范围) D20-35		Boring range (镗削范围) D35-55		Boring range (镗削范围) D55-70		Boring range (镗削范围) D70-110		Boring range (镗削范围) D110-150		Boring range (镗削范围) D150-			
				Ap(mm)													
P	Carbon steel 碳钢	HB <200	2.5 (high高)	Vc(m/min)	150-180	120-150	160-200	140-170	160-200	140-180	160-200	150-180	180-250	160-200	220-280	200-250	
				f(mm/rev)	0.1-0.2	0.08-0.2	0.15-0.2	0.1-0.175	0.15-0.25	0.08-0.2	0.15-0.25	0.08-0.2	0.15-0.3	0.1-0.2	0.15-0.3	0.1-0.15	
			4 (general一般)	Vc(m/min)	140-160	100-140	160-180	120-150	160-180	120-150	140-180	120-150	160-200	140-180	/	/	/
				f(mm/rev)	0.1-0.18	0.08-0.15	0.1-0.12	0.08-0.1	0.1-0.12	0.08-0.1	0.08-0.2	0.08-0.15	0.1-0.2	0.08-0.15	/	/	/
			6.0 (poo差)	Vc(m/min)	60-80	40-60	60-90	50-60	70-90	50-70	70-100	50-70	/	/	/	/	/
				f(mm/rev)	0.06-0.12	0.06-0.1	0.06-0.12	0.06-0.1	0.06-0.1	0.06-0.1	0.06-0.1	0.06-0.1	/	/	/	/	/
p	Alloy steel 合金钢	HB <200	2.5 (high高)	Vc(m/min)	140-160	90-120	150-180	100-130	160-200	140-180	160-220	140-180	160-220	140-180	160-220	140-180	
				f(mm/rev)	0.08-0.18	0.08-0.15	0.08-0.2	0.08-0.18	0.1-0.25	0.1-0.15	0.1-0.3	0.1-0.25	0.1-0.3	0.1-0.25	0.1-0.35	0.1-0.3	
			4 (general一般)	Vc(m/min)	100-130	70-100	110-150	90-120	140-180	100-130	150-200	120-160	120-160	120-160	/	/	/
				f(mm/rev)	0.08-0.15	0.06-0.12	0.08-0.18	0.08-0.15	0.08-0.18	0.08-0.12	0.1-0.2	0.08-0.18	0.1-0.2	0.08-0.18	/	/	/
			6.0 (poo差)	Vc(m/min)	80-100	60-90	80-100	70-90	100-140	80-120	100-140	100-140	/	/	/	/	/
				f(mm/rev)	0.08-0.15	0.06-0.1	0.06-0.12	0.06-0.12	0.06-0.15	0.08-0.1	0.08-0.18	0.08-0.15	/	/	/	/	/

ISO	Workpiece material 被加工材料	HB 硬度	Hanging depth (stability) 悬深 (稳定性) L/D	Boring range (镗削范围) D20-35		Boring range (镗削范围) D35-55		Boring range (镗削范围) D55-70		Boring range (镗削范围) D70-110		Boring range (镗削范围) D110-150		Boring range (镗削范围) D150-			
				Ap(mm)													
M	Stainless steel 不锈钢	铁素体 & 马氏体	2.5 (high高)	Vc(m/min)	100-150	110-130	120-160	100-150	120-160	110-160	130-220	120-200	140-220	120-180	150-220	120-200	
				f(mm/rev)	0.08-0.15	0.06-0.12	0.08-0.18	0.06-0.12	0.08-0.25	0.08-0.18	0.08-0.3	0.08-0.25	0.08-0.3	0.08-0.25	0.08-0.3	0.08-0.25	
			4 (general一般)	Vc(m/min)	90-130	90-120	100-140	90-140	100-150	80-120	100-160	90-140	120-180	90-140	/	/	/
				f(mm/rev)	0.08-0.12	0.06-0.1	0.08-0.12	0.06-0.1	0.08-0.18	0.08-0.12	0.08-0.2	0.08-0.18	0.08-0.25	0.08-0.18	/	/	/
			6.0 (poo差)	Vc(m/min)	60-90	50-70	60-90	50-70	70-100	50-70	70-100	50-70	/	/	/	/	/
				f(mm/rev)	0.06-0.1	0.06-0.1	0.06-0.12	0.06-0.1	0.06-0.15	0.08-0.1	0.08-0.1	0.08-0.15	/	/	/	/	/

ISO	Workpiece material 被加工材料	HB 硬度	Hanging depth (stability) 悬深 (稳定性) L/D	Boring range (镗削范围) D20-35		Boring range (镗削范围) D35-55		Boring range (镗削范围) D55-70		Boring range (镗削范围) D70-110		Boring range (镗削范围) D110-150		Boring range (镗削范围) D150-			
				Ap(mm)													
M	Stainless steel 不锈钢	铁素体 & 马氏体	2.5 (high高)	Vc(m/min)	120-160	100-140	120-180	110-150	120-180	110-150	130-220	110-150	150-250	180-280	150-250	180-280	
				f(mm/rev)	0.06-0.15	0.06-0.18	0.06-0.15	0.06-0.12	0.08-0.2	0.08-0.12	0.08-0.3	0.08-0.3	0.08-0.25	0.08-0.35	0.08-0.25	0.08-0.35	
			4 (general一般)	Vc(m/min)	100-140	80-120	100-150	80-120	100-150	80-120	140-180	80-120	120-170	120-170	/	/	/
				f(mm/rev)	0.06-0.12	0.06-0.1	0.06-0.12	0.06-0.1	0.08-0.12	0.08-0.1	0.08-0.2	0.08-0.2	0.08-0.18	0.08-0.25	/	/	/
			6.0 (poo差)	Vc(m/min)	70-100	60-90	70-100	60-90	70-100	60-90	70-100	60-90	/	/	/	/	/
				f(mm/rev)	0.06-0.1	0.06-0.1	0.06-0.1	0.06-0.1	0.08-0.1	0.08-0.15	0.08-0.2	0.08-0.12	/	/	/	/	/

ISO	Workpiece material 被加工材料	HB 硬度	Hanging depth (stability) 悬深 (稳定性) L/D	Boring range (镗削范围) D20-35		Boring range (镗削范围) D35-55		Boring range (镗削范围) D55-70		Boring range (镗削范围) D70-110		Boring range (镗削范围) D110-150		Boring range (镗削范围) D150-			
				Ap(mm)													
M	Stainless steel 不锈钢	铁素体 & 马氏体	2.5 (high高)	Vc(m/min)	180-250	220-280	180-250	220-280	180-250	220-280	180-250	220-280	150-250	220-280	180-250	220-280	
				f(mm/rev)	0.06-0.2	0.06-0.25	0.06-0.25	0.06-0.25	0.06-0.25	0.06-0.3	0.06-0.3	0.06-0.3	0.06-0.3	0.06-0.4	0.06-0.3	0.06-0.4	
			4 (general一般)	Vc(m/min)	120-220	120-220	120-220	120-220	120-220	120-220	120-220	120-220	120-220	120-220	/	/	/
				f(mm/rev)	0.06-0.2	0.06-0.2	0.06-0.2	0.06-0.2	0.06-0.2	0.06-0.25	0.06-0.2	0.06-0.25	0.06-0.2	0.06-0.25	/	/	/
			6.0 (poo差)	Vc(m/min)	60-100	60-100	60-100	60-100	60-100	60-100	60-100	60-100	/	/	/	/	/
				f(mm/rev)	0.06-0.1	0.06-0.1	0.06-0.1	0.06-0.1	0.06-0.1	0.06-0.1	0.06-0.1	0.06-0.1	/	/	/	/	/

**镗刀系列 BORING SERIES**
**CD1905-01 NBJ16微调精镗刀系列 NBJ16 MICRO BORING HEAD SET**


订货号 Order No.	型号 Model No:	镗孔范围 Boring range	订货号 Order No.	型号 Model No:	镗孔范围 Boring range
CD190501.3016008	BT30-NBJ16-8P	06~51	CD190501.6316008	HSK63A-NBJ16-8P	06~51
CD190501.4016008	BT40-NBJ16-8P	06~51	CD190501.1016008	HSK100A-NBJ16-8P	06~51
CD190501.5016008	BT50-NBJ16-8P	06~51	CD190501.4216008	CAT40-NBJ16-8P	06~51
CD190501.3116008	NT30-NBJ16-8P	06~51	CD190501.5216008	CAT50-NBJ16-8P	06~51
CD190501.4116008	NT40-NBJ16-8P	06~51	CD190501.4216008	SK40-NBJ16-8P	06~51
CD190501.5116008	NT50-NBJ16-8P	06~51	CD190501.5216008	SK50-NBJ16-8P	06~51
CD190501.0816008	R8-NBJ16-8P	06~51	CD190501.3216008	C32-NBJ16-8P	06~51

-NBJ16微调镗孔系统：镗孔范围6~51mm. NBJ16 fine-tuning boring system: boring range 6 ~ 51 mm.

**CD1905-02 BJ16-12PCS镗刀组 BORING CUTTER**


订货号 Order No.	型号 Model No:	范围 Boring range Dmin-Dmax		深度 DM	刀片 Inser	螺丝 Bolt	扳手 Wrench
CD190502.1606024	BJ1606-24	6	9	24	TBGT0601.L	SB-1STR-M2	T6
CD190502.1608032	BJ1608-32	8	10	32	TBGT0601.L	SB-1STR-M2	T6
CD190502.1610040	BJ1610-40	10	13	40			
CD190502.1612053	BJ1612-53	12	15	53			
CD190502.1614060	BJ1614-60	14	17	60	TPGH0902.L	SB-2TR-M2.5	T8
CD190502.1616068	BJ1616-68	16	21	68			
CD190502.1620083	BJ1620-83	20	26	83	TPGH1103.L	SB-3TR-M3	T8
CD190502.1625090	BJ1625-90	25	31	90			
CD190502.1630090	BJ1630-90	30	36	90			
CD190502.1635090	BJ1635-90	35	41	90			
CD190502.1640090	BJ1640-90	40	46	90			
CD190502.1645090	BJ1645-90	45	51	90			

-BJ16-8PCS套装标准配置：BJ1608-32、1610-40、1612-53、1616-68、1620-83、1625-90、1630-90、1640-90

-BJ16镗刀杆可另外选购镗孔头、套筒及钨钢柄镗刀杆使用。

-BJ16镗孔刀杆可依据需求自由选配。

-BJ16-8 PCS set standard configuration: BJ1608-32, 1610-40, 1612-53, 1616-68, 1620-83, 83-90, 1630-1630, 1640-90

-BJ16 boring bar can also purchase boring head, sleeve and tungsten stalk boring rod.

-BJ16 boring cutter bar free selection can be based on demand.



## 镗刀系列 BORING SERIES

### 》》 CD1906-01 NBH2084 微调精镗孔镗头 MICRO BORING HEAD SET(NBH2048)

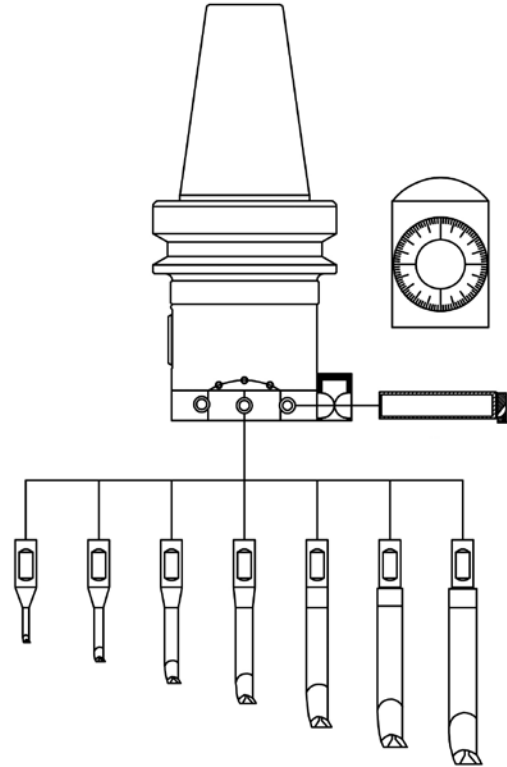
#### 微调精镗孔头套装

#### MICRO BORING HEAD SETS(NBH2084)

微调镗孔头具有精密的调整螺杆，每调整一刻划读数为0.005mm（直径为0.01mm），可轻易的调节尺寸，附有8支大小舍弃式的镗刀柄，可方便的替换刀片，可任意的选择锥柄，可适合任何的机床选用。具有稳定性的镗孔功能及任意调整尺寸，有8种尺寸的舍弃式刀柄可以任意选择不同的镗孔范围。

#### Feature:

- ◎ The precision adjustable boring head is designed with precise worm, can adjust 0.01 diameter for each to change the dimension.
- ◎ With 8 pieces of various disposal boring shanks, easy to change
- ◎ To use shanks optional and fit to various machines.
- ◎ Stable boring functions, easy to change the dimensions.
- ◎ Expandable boring size to use 8 different kinds of boring shanks.



(Unit:mm)

#### SBJ20 BORING BAR SET-SBJ20-镗刀组

SBJ20 8PCS standard size:

SBJ20 8PCS 标准规格

订货号 Order No.	型号 Model No.	镗孔范围 Boring range		深度 Dimensions DM	刀片 Insert	螺丝 Bolt	扳手 Wrench
		D Min	D Max				
CD190601.2084110	SBJ2008-32	8	11	32	TBGT0601..L	SB-1STR-M2	T6
CD190601.2084130	SBJ2010-40	10	13	40	TBGH0601..L	SB-1STR-M2	T6
CD190601.2084170	SBJ2012-53	12	17	53	TPGH0902..L	SB-2TR-M2.5	T8
CD190601.2084210	SBJ2016-68	16	21	68	TPGH0902..L	SB-2TR-M2.5	T8
CD190601.2084860	SBJ2020-83	20	130	83	TPGH1103..L	SB-3TR-M3	T8
CD190601.2025960	SBJ2025-96	25	135	96	TPGH1103..L	SB-3TR-M3	T8
CD190601.2084140	SBJ2030-115	30	140	115	TPGH1103..L	SB-3TR-M3	T8
CD190601.2084280	SBJ-L20-20	120	280	84+BTL1	TPGH1103..L	SB-3TR-M3	T8

-SBJ20 boring bar NOT including inserts

**镗刀系列 BORING SERIES**
**CD1907-01 NBH2084微调精镗孔镗头套装 NBH2084 MICRO BORING HEAD SET**


NBH2084 SET

订货号 Order No.	型号 Model No.	镗孔范围(直径)Boring range		规格 Type	KGS
		Min	Max		
CD190701.3020120	BT30-NBH2084-8PCS	8	280	M12×1.75P	7.4
CD190701.4020160	BT40-NBH2084-8PCS	8	280	M16×2.0P	9.0
CD190701.5020240	BT50-NBH2084-8PCS	8	280	M24×3.0P	11.7
CD190701.0828110	R8-NBH2084-8PCS	8	280	7/16"-20UNC	10.0
CD190701.3020127	NT30-NBH2084-8PCS	8	280	1/2"-12UNC	9.8
CD190701.3020840	NT30-NBH2084-8PCS	8	280	M12×1.75P	9.8
CD190701.4020159	NT40-NBH2084-8PCS	8	280	5/8"-11UNC	10.3
CD190701.4020840	NT40-NBH20 84-8PCS	8	280	M16×2.0P	10.3
CD190701.5020254	NT50-NBH2084-8PCS	8	280	1"-8UNC	10.8
CD190701.5020840	NT50-NBH2084-8PCS	8	280	M24×3.0P	10.8
CD190701.0320127	MT3-NBH2084-8PCS	8	280	1/2"-12UNC	7.8
CD190701.0320120	MT3-NBH2084-8PCS	8	280	M12×1.75P	7.8
CD190701.0420159	MT4-NBH2084-8PCS	8	280	5/8"-11UNC	10.3
CD190701.0420160	MT4-NBH2084-8PCS	8	280	M16×2.0P	10.3
CD190701.0520254	MT5-NBH2084-8PCS	8	280	1"-8UNC	10.8
CD190701.0520240	MT5-NBH2084-8PCS	8	280	M24×3.0P	10.8
CD190701.2020840	20-NBH2084-8PCS	8	280	φ 20 × 60	7.9
CD190701.2520840	25-NBH2084-8PCS	8	280	φ 20 × 60	8.0
CD190701.3220840	32-NBH2084-8PCS	8	280	φ 20 × 60	8.1

## 镗刀系列 BORING SERIES

### CD1908-01 CBH微调精镗头CBH MICRO BORING HEAD SET



#### ◇ 特点

- ◎ CBH精镗刀适用于精镗孔，工作范围20-202mm均可配选用。
- ◎ 调整刻度为圆角50等分，每格调整尺寸为直径0.01mm，另有副尺可作更精密之调整。
- ◎ 精密导程螺丝位于内部，不受切削、磨损、生锈等影响，具有内润滑，精准耐用。
- ◎ 内藏式水孔，刀尖直接冷却，刀片寿命长。

#### ◇ Features

- ◎ CBH finish boring head is suitable for finish boring with working ranges from  $\Phi$ 20mm to 202mm on diameter.
- ◎ The dial has been graduated into 50 divisions, each of which is 0.01mm on diameter available is a sub-dial for finer adjustment.
- ◎ High precision intertal lead screw with inner, lubrication is free from the effects of chip, featuring high durability.
- ◎ Coolant nozzle easily cools the insert elongating its working life.

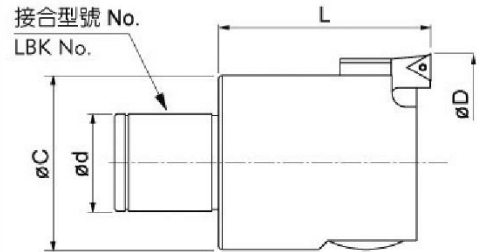


FIG1

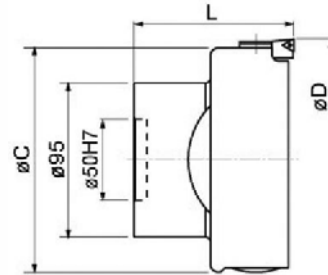
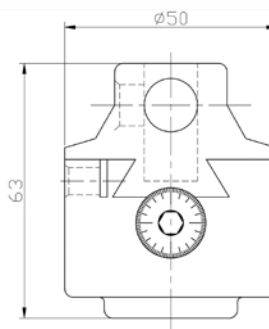


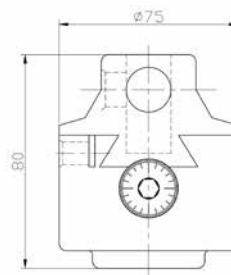
FIG2

订货号 Order No.	型号 Model No.	组合刀柄 LBK No.	$\phi$ C	$\phi$ d	镗孔范围 Boring Range	镗头长度 Length	刀片规格/螺丝/刀片扳手 Insert/Clamping Screw/Wrench	FIG	KGS
CD190801.2001026	CBH20	LBK1	19	11	20-26	35	TB06/ $\phi$ 2.7XM2/T6 TP08/ $\phi$ 3.2XM2/T6 TC09/ $\phi$ 3.2XM2/T6	FIG1	0.1
CD190801.2502033	CBH25	LBK2	24	14	25-33	40			0.2
CD190801.3203042	CBH32	LBK3	31	18	32-42	50			0.3
CD190801.4004055	CBH40	LBK4	39	22	40-55	60			0.5
CD190801.5205075	CBH52	LBK5	50	28	52-75	70	TP08/ $\phi$ 3.2XM2/T6 TP09/M2.5/T8 TC11/M2.5/T8	FIG1	1
CD190801.6806102	CBH68	LBK6	64	36	68-102	70			2
CD190801.1006152	CBH100		90	36	100-152	70			2.9
CD190801.1506202	CBH150		140	36	150-202	70			4.2
CD190801.1050152	CBH100B	BST	90	50	100-152	95	FIG2	3.7	
CD190801.1550202	CBH150B	BST	140	50	150-202	95		4.9	

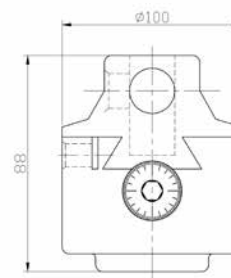
说明：CBH68以上刀片座为可跟换式刀片座。Explanation: The blade holder above CBH68 is a replaceable blade holder.

**镗刀系列 BORING SERIES**
**》》 CD1909-01 F1-50 镗头 F1-50 BORING HEAD**


订货号 Order No.	型号 Model No.	外部尺寸 Outside dimension	总长 Length overall	竖孔直径 Boring bar hole size	最大位移 Max offset	横孔直径 Shaft hole diameter	最大位移 Max offset	最小刻度值 Min graduation	镗削直径 Dia of Bring	KGS
CD190901.5013127	F1inch	2"Dia	2-7/16"	1/2"	5/8"	1/2"	5/8"	0.01mm	3/8-5"	0.7
CD190901.5012125	F1mm	50	63	12	16	12	16	0.01mm	10-125mm	0.7

**》》 CD1909-02 F1-75 镗头 F1-75 BORING HEAD**


订货号 Order No.	型号 Model No.	外部尺寸 Outside dimension	总长 Length overall	竖孔直径 Boring bar hole size	最大位移 Max offset	横孔直径 Shaft hole diameter	最大位移 Max offset	最小刻度值 Min graduation	镗削直径 Dia of Bring	KGS
CD190902.7519229	F1inch	3"Dia	3-5/32"	3/4"	1"	3/4"	1"	0.01	1/2"-9"	2
CD190902.7518229	F1mm	75	80	18	25	18	25	0.01	12-225mm	2

**》》 CD1909-03 F1-100 镗头 F1-100 BORING HEAD**


订货号 Order No.	型号 Model No.	外部尺寸 Outside dimension	总长 Length overall	竖孔直径 Boring bar hole size	最大位移 Max offset	横孔直径 Shaft hole diameter	最大位移 Max offset	最小刻度值 Min graduation	镗削直径 Dia of Bring	KGS
CD190903.10025635	F1inch	4"Dia	3-1/2"	1"	1-5/8"	1"	1-5/8"	0.01	5/8"-25"	4
CD190903.10025630	F1mm	100	88	25	41	25	41	0.01	15-630mm	4

## 镗刀系列 BORING SERIES

### CD1909-04 F1镗头柄 F1 BORING SHANK

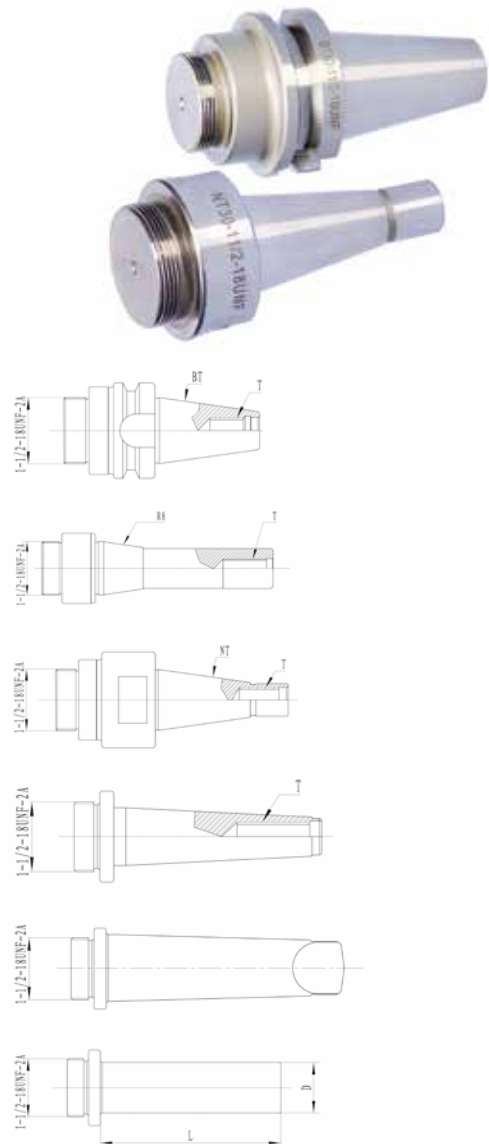
订货号 Order No.	型号 Model No.	T	KGS
CD190904.4016200	BT40	M16 × 2.0P	1.24
CD190904.5024300	BT50	M24 × 3.0P	3.97

CD190904.0811200	R8	7/16-20UNF	0.6
------------------	----	------------	-----

CD190904.3013120	NT30	1/2-12UNC	0.6
CD190904.3012175	NT30	M12 × 1.75P	0.6
CD190904.4016110	NT40	5/8-11UNC	1.2
CD190904.4016201	NT40	M16 × 2.0P	1.2
CD190904.5025800	NT50	1"-8UNC	3.14
CD190904.5024301	NT50	M24 × 3.0P	3.14

CD190904.0296160	MT2	3/8-16UNC	0.4
CD190904.0210150	MT2	M10 × 1.5	0.4
CD190904.0313130	MT3	1/2-13UNC	0.44
CD190904.0312175	MT3	M12 × 1.75P	0.44
CD190904.0413110	MT4	5/8"-11UNC	0.95
CD190904.0416320	MT4	M16 × 2.0P	0.95
CD190904.0525800	MT5	3/4"-10UNC	1.7
CD190904.0524300	MT5	M20 × 2.5P	1.7

订货号 Order No.	型号 Model No.	D	L	KGS
CD190904.2020060	C20	20	60	0.4
CD190904.2525060	C25	25	60	0.5
CD190904.3232060	C32	32	60	0.6



### CD1909-05 F1-套装镗头 F1-PRECISION BORING HEAD SET

订货号 Order No.	型号 Model No.	镗头支数 Boring bar pcs	柄部 Shank
CD190905.0151090	F1-2"	9	NT/BT30 NT/BT40 NT/BT50 MT2 MT3 MT4 MT5 R8/C直柄
CD190905.0150090	F1-50		
CD190905.0176060	F1-3"	6	
CD190905.0175060	F1-75		
CD190905.0111070	F1-4"	7	
CD190905.0110070	F1-100		
CD190905.0151120	F1-2"	12	
CD190905.0150120	F1-50		
CD190905.0176120	F1-3"		
CD190905.0175120	F1-75		
CD190905.0111120	F1-4"		
CD190905.0110120	F1-100		



注：订购F1套装镗头时，请注明连接镗头柄的形式。 When ordering F1 boring bar head, please specify the form of Boring bar .



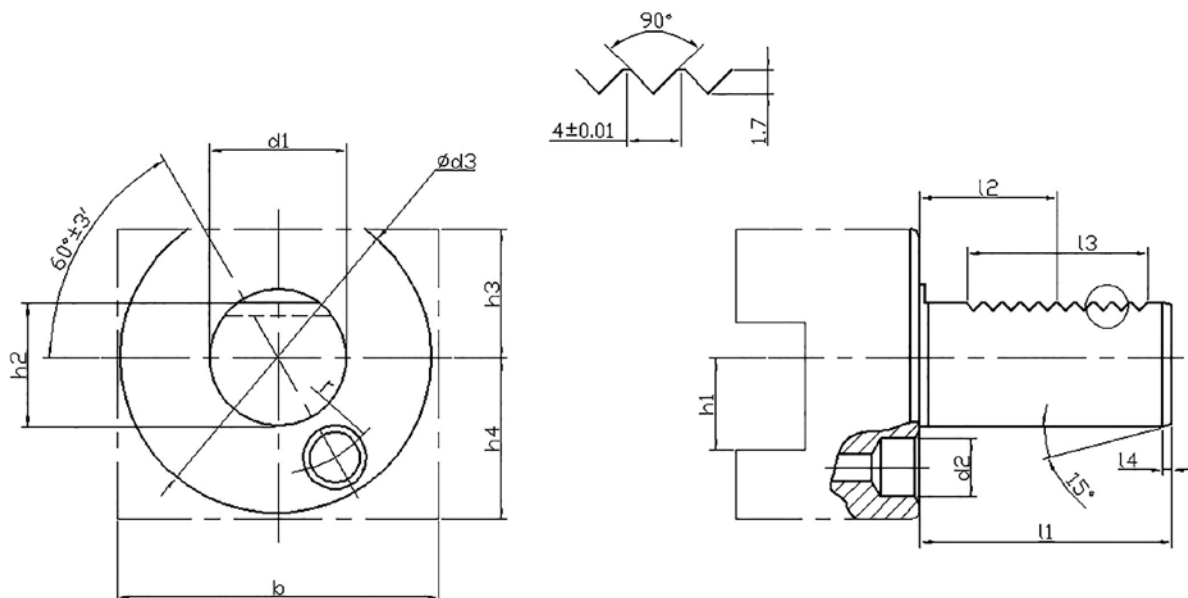
## VDI刀夹系列 VDI TOOL HOLDER SERIES

## VDI 刀夹柄部标准 TOOLHOLDERS VDI 3425-2 DIN69880

车削刀夹是车削工具系统中的一部分，是专门用于车削加工中心和数控车体的工具刀夹，能使各种标准刀具（钻头、铣刀）等安装到车削加工中心和数控车床上，使车床完成车钻、铰刀、攻丝、镗等切削加工。

Tool holders is a part of the turning tool system, specialized using in turning center and CNC machine, can make all kinds of standard tools (drill, milling cutter) be installed in turning center and CNC machine, finish turning processing, such as drilling, reamer, tapping, boring etc.

GB/T.19449-2004(与ISO10889-1:1997/DIN69880-1:1994等效)



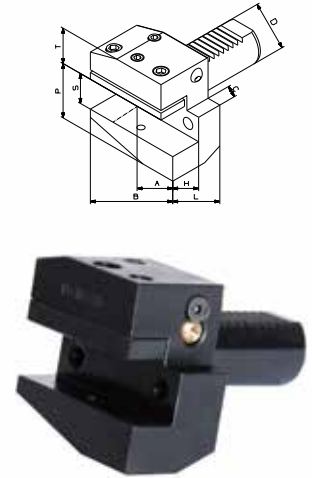
h1	b	d1 (h6)	d2 (H8)	d3	h2 ±0.05	h3 min	h4	r ±0.02	l1 max	l2 -0.25 -0.35	l3 max	l4 max
16	50	20	10	48	18	18	25	18	40	22	32	2
20	70	30	14	68	27	28	35	25	55	30	48	2
25	85	40	14	83	36	32.5	42.5	32	63	30	48	3
32	100	50	16	98	45	35	50	37	78	36	56	3
32	125	60	16	123	55	42.5	62.5	48	94	44	56	4
40	160	80	20	158	72	55	80	65	124	60	80	4

## VDI刀夹系列 VDI TOOL HOLDER SERIDS

### CD2001-01 径向右刀夹 AXIAL FEED ( RIGHT ) TOOL HOLDER

#### Form B1

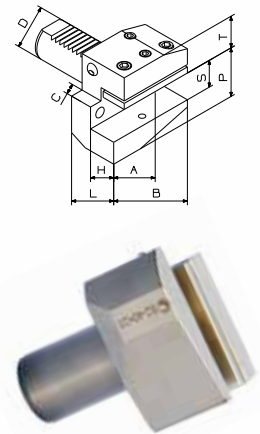
订货号 Order No.	型号 Model No.	D	S	P	T	L	H	A	B	C
CD200101.0116024	B1-16X12	16	12/10	22	20	24	11	23	42	5
CD200101.0116034	B1-16X12L					34				
CD200101.0120030	B1-20X16	20	16/12	30	25	30	14	30	55	7
CD200101.0120040	B1-20X16L					40				
CD200101.0125030	B1-25X16	25				30				
CD200101.0125040	B1-25X16L					40				
CD200101.0130040	B1-30X20	30	20/16	38	28	40	18	35	70	10
CD200101.0130060	B1-30X20L					60				
CD200101.0140044	B1-40X25	40	25/20	48	32	44	22	42	85	12
CD200101.0150055	B1-50X32	50	32/25	60	35	55	25	50	100	16
CD200101.0160060	B1-60X32			62.5	42.5	60				



### CD2001-02 径向左刀夹 AXIAL FEED ( LEFT ) TOOL HOLDER

#### Form B2

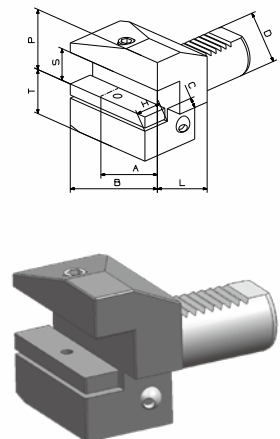
订货号 Order No.	型号 Model No.	D	S	P	T	L	H	A	B	C
CD200102.0216024	B2-16X12	16	12/10	22	20	24	11	23	42	5
CD200102.0216034	B2-16X12L					34				
CD200102.0220030	B2-20X16	20	16/12	30	25	30	14	30	55	7
CD200102.0220040	B2-20X16L					40				
CD200102.0225030	B2-25X16	25				30				
CD200102.0225040	B2-25X16L					40				
CD200102.0230040	B2-30X20	30	20/16	38	28	40	18	35	70	10
CD200102.0230060	B2-30X20L					60				
CD200102.0240044	B2-40X25	40	25/20	48	32	44	22	42	85	12
CD200102.0250055	B2-50X32	50	32/25	60	35	55	25	50	100	16
CD200102.0260060	B2-60X32			62.5	42.5	60				



### CD2001-03 径向右刀夹 ( 反 ) AXIAL REVERSE FEED ( RIGHT ) TOOL HOLDER

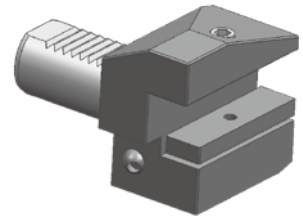
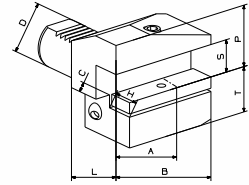
#### Form B3

订货号 Order No.	型号 Model No.	D	S	P	T	L	H	A	B	C
CD200103.0316024	B3-16X12	16	12/10	22	20	24	11	23	42	5
CD200103.0316034	B3-16X12L					34				
CD200103.0330030	B3-20X16	20	16/12	30	25	30	14	30	55	7
CD200103.0320040	B3-20X16L					40				
CD200103.0325030	B3-25X16	25				30				
CD200103.0325040	B3-25X16L					40				
CD200103.0330040	B3-30X20	30	20/16	38	28	40	18	35	70	10
CD200103.0330060	B3-30X20L					60				
CD200103.0340044	B3-40X25	40	25/20	48	32	44	22	42	85	12
CD200103.0350055	B3-50X32	50	32/25	60	50	55	25	50	100	16
CD200103.0360060	B3-60X32			62.5	62.5	60				


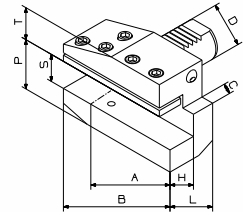


**VDI刀夹系列 VDI TOOL HOLDER SERIES**
**CD2001-04 径向左刀夹(反) AXIAL REVERSE FEED ( LEFT ) TOOL HOLDER**
**Form B4**


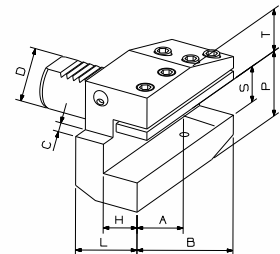
订货号 Order No.	型号 Model No.	D	S	P	T	L	H	A	B	C
CD200104.0416024	B4-16X12	16	12/10	22	20	24	11	23	42	5
CD200104.0416034	B4-16X12L					34				
CD200104.0420030	B4-20X16	20	16/12	30	25	30	14	30	55	7
CD200104.0420040	B4-20X16L					40				
CD200104.0425030	B4-25X16	25				30				
CD200104.0425040	B4-25X16L					40				
CD200104.0430040	B4-30X20	30	20/16	38	28	40	18	35	70	10
CD200104.0430060	B4-30X20L					60				
CD200104.0440044	B4-40X25	40	25/20	48	32	44	22	42	85	12
CD200104.0450055	B4-50X32	50	32/25	60	50	55	25	50	100	16
CD200104.0460060	B4-60X32	60		62.5	62.5	60	30	62.5	125	


**CD2001-05 径向右刀夹(长) AXIAL FEED ( RIGHT ) TOOL HOLDER ( LONG )**
**Form B5**

订货号 Order No.	型号 Model No.	D	S	P	T	L	H	A	B	C
CD200105.0516024	B5-16X12	16	12/10	22	20	24	11	39	58	5
CD200105.0516034	B5-16X12L					34				
CD200105.0520030	B5-20X16	20	16/12	30	25	30	14	50	75	7
CD200105.0520040	B5-20X16L					40				
CD200105.0525030	B5-25X16	25				30				
CD200105.0525040	B5-25X16L					40				
CD200105.0530040	B5-30X20	30	20/16	38	28	40	18	65	100	10
CD200105.0530060	B5-30X20L					60				
CD200105.0540044	B5-40X25	40	25/20	48	32	44	22	75	118	12
CD200105.0550055	B5-50X32	50	32/25	60	35	55	25	80	130	16
CD200105.0560060	B5-60X32	60		62.5	42.5	60	30	82.5	145	


**CD2001-06 径向左刀夹(长) AXIAL FEED ( LEFT ) TOOL HOLDER ( LONG )**
**Form B6**


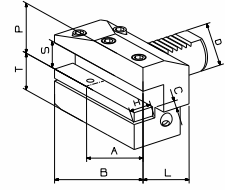
订货号 Order No.	型号 Model No.	D	S	P	T	L	H	A	B	C
CD200106.0616024	B6-16X12	16	12/10	22	20	24	11	39	58	5
CD200106.0616034	B6-16X12L					34				
CD200106.0620030	B6-20X16	20	16/12	30	25	30	14	50	75	7
CD200106.0620040	B6-20X16L					40				
CD200106.0625030	B6-25X16	25				30				
CD200106.0625040	B6-25X16L					40				
CD200106.0630040	B6-30X20	30	20/16	38	28	40	18	65	100	10
CD200106.0630060	B6-30X20L					60				
CD200106.0640044	B6-40X25	40	25/20	48	32	44	22	75	118	12
CD200106.0650055	B6-50X32	50	32/25	60	35	55	25	80	130	16
CD200106.0660060	B6-60X32	60		62.5	42.5	60	30	82.5	145	



## VDI刀夹系列 VDI TOOL HOLDER SERIDS

### 》》》 CD2001-07 径向右刀夹 (长反) AXIAL REVERSE FEED (RIGHT) TOOL HOLDER (LONG)


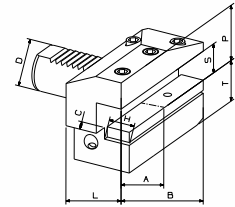
订货号 Order No.	型号 Model No.	D	S	P	T	L	H	A	B	C
CD200107.0716024	B7-16X12	16	12/10	22	20	24	11	39	58	5
CD200107.0716034	B7-16X12L					34				
CD200107.0720030	B7-20X16	20	16/12	30	25	30	14	50	75	7
CD200107.0720040	B7-20X16L					40				
CD200107.0725030	B7-25X16	25	16/12	30	25	30	14	50	75	7
CD200107.0725040	B7-25X16L					40				
CD200107.0730040	B7-30X20	30	20/16	38	35	40	18	65	100	10
CD200107.0730060	B7-30X20L					60				
CD200107.0740044	B7-40X25	40	25/20	48	42	44	22	75	118	12
CD200107.0750055	B7-50X32	50	32/25	60	50	55	25	80	130	16
CD200107.0760060	B7-60X32	60		62.5	62.5	60	30	82.5	145	



Form B7

### 》》》 CD2001-08 径向左刀夹 (长反) AXIAL REVERSE FEED (LEFT) TOOL HOLDER (LONG)


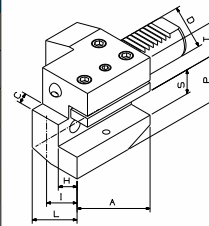
订货号 Order No.	型号 Model No.	D	S	P	T	L	H	A	B	C
CD200108.0816024	B8-16X12	16	12/10	22	20	24	11	39	58	5
CD200108.0816034	B8-16X12L					34				
CD200108.0820030	B8-20X16	20	16/12	30	25	30	14	50	75	7
CD200108.0820040	B8-20X16L					40				
CD200108.0825030	B8-25X16	25	16/12	30	25	30	14	50	75	7
CD200108.0825040	B8-25X16L					40				
CD200108.0830040	B8-30X20	30	20/16	38	35	40	18	65	100	10
CD200108.0830060	B8-30X20L					60				
CD200108.0840044	B8-40X25	40	25/20	48	42	44	22	75	118	12
CD200108.0850055	B8-50X32	50	32/25	60	50	55	25	80	130	16
CD200108.0860060	B8-60X32	60		62.5	62.5	60	30	82.5	145	



Form B8

### 》》》 CD2002-01 轴向右刀夹 RADIAL FEED (RIGHT) TOOL HOLDER

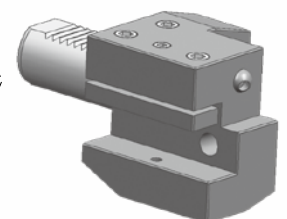
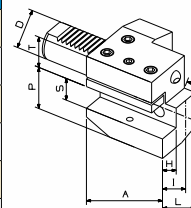
订货号 Order No.	型号 Model No.	D	S	P	T	L	I	H	A	C
CD200201.0116043	C1-16X12	16	12/10	22	20	43	24	11	44	5
CD200201.0120065	C1-20X16	20	16/12	30	25	65	40	14	50	7
CD200201.0125058	C1-25X16	25	16/12	30	25	58	33	14	55	7
CD200201.0130070	C1-30X20	30	20/16	38	28	70	35	18	70	10
CD200201.0140085	C1-40X25	40	25/20	48	32	85	48	22	85	12
CD200201.0150100	C1-50X32	50	32/25	60	35	100	50	24	100	16
CD200201.0160125	C1-60X32	60	32/25	62.5	42.5	125	62.5	30	125	16



Form C1

### 》》》 CD2002-02 轴向左刀夹 RADIAL FEED (LEFT) TOOL HOLDER

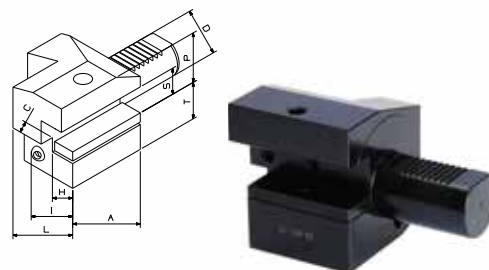
订货号 Order No.	型号 Model No.	D	S	P	T	L	I	H	A	C
CD200202.0216043	C2-16X12	16	12/10	22	20	43	24	11	44	5
CD200202.0220065	C2-20X16	20	16/12	30	25	65	40	14	50	7
CD200202.0225058	C2-25X16	25	16/12	30	25	58	33	14	55	7
CD200202.0230076	C2-30X20	30	20/16	38	28	76	40	18	70	10
CD200202.4025090	C2-40X25	40	25/20	48	32	90	48	22	85	12
CD200202.0250105	C2-50X32	50	32/25	60	35	105	55	25	100	16
CD200202.0260125	C2-60X32	60	32/25	62.5	42.5	125	62.5	30	125	16



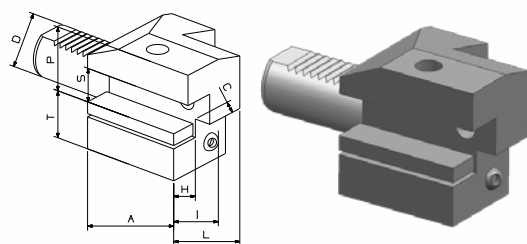
Form C2

**VDI刀夹系列 VDI TOOL HOLDER SERIES**
**CD2002-03 轴向右刀夹 (反) RADIAL REVERSE FEED (RIGHT) TOOL HOLDER**
**Form C3**

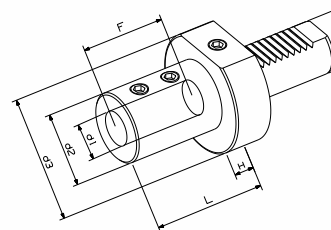
订货号 Order No.	型号 Model No.	D	S	P	T	L	I	H	A	C
CD200203.0316043	C3-16X12	16	12/10	22	20	43	24	11	44	5
CD200203.0320065	C3-20X16	20	16/12	30	25	65	40	14	50	7
CD200203.0325058	C3-25X16	25	16/12	30	25	58	33	14	55	7
CD200203.0330070	C3-30X20	30	20/16	38	35	70	35	18	70	10
CD200203.0340085	C3-40X25	40	25/20	48	42	85	48	22	85	12
CD200203.0350100	C3-50X32	50	32/25	60	50	100	50	24	100	16
CD200203.0360125	C3-60X32	60	32/25	62.5	62.5	125	62.5	30	125	16


**CD2002-04 轴向左刀夹 (反) RADIAL REVERSE FEED (LEFT) TOOL HOLDER**
**Form C4**

订货号 Order No.	型号 Model No.	D	S	P	T	L	I	H	A	C
CD200204.0416043	C4-16X12	16	12/10	22	20	43	24	11	44	5
CD200204.0420065	C4-20X16	20	16/12	30	25	65	40	14	50	7
CD200204.0425058	C4-25X16	25	16/12	25	25	58	33	14	55	7
CD200204.0430076	C4-30X20	30	20/16	38	35	76	35	18	70	10
CD200204.0440090	C4-40X25	40	25/20	48	42	90	48	22	85	12
CD200204.0450105	C4-50X32	50	32/25	60	50	105	50	24	100	16
CD200204.0460125	C4-60X32	60	32/25	62.5	62.5	125	62.5	30	125	16


**CD2003-01 圆柱孔刀夹 TOOL HOLDER WITH ROUND BARS**
**Form E1**

订货号 Order No.	型号 Model No.	D	d <sub>1</sub>	d <sub>2</sub>	d <sub>3</sub>	F	L	H
CD200301.0120064	E1-20X16	20	16	36	50	51	64	18
CD200301.0120067	E1-20X20		20	40		54	67	
CD200301.0205071	E1-20X25		25	45		59	71	
CD200301.0125067	E1-25X20	25	20	40	58	54	67	20
CD200301.0125071	E1-25X25		25	45		59	71	
CD200301.0130064	E1-30X16		30	16		36	68	
CD200301.0130067	E1-30X20	20		40	54	67		
CD200301.0130071	E1-30X25	25		45	59	71		
CD200301.0130075	E1-30X32	32		52	63	75		
CD200301.0140064	E1-40X16	40	16	36	83	51	64	22
CD200301.0140067	E1-40X20		20	40		54	67	
CD200301.0140075	E1-40X25		25	45		59	75	
CD200301.0140076	E1-40X32		32	52		63	75	
CD200301.4040090	E1-40X40	50	40	65	98	73	90	30
CD200301.0150067	E1-50X20		20	40		54	67	
CD200301.0150080	E1-50X25		25	45		59	80	
CD200301.0150081	E1-50X32		32	52		63	80	
CD200301.0150090	E1-50X40		40	65		73	90	
CD200301.0150100	E1-50X50	60	50	75	123	83	100	30
CD200301.0160080	E1-60X20		20	40		54	80	
CD200301.0160800	E1-60X25		25	45		59	80	
CD200301.0160081	E1-60X32		32	52		63	80	
CD200301.0160090	E1-60X40		40	60		73	90	
CD200301.0160100	E1-60X50	50	70	83	100			



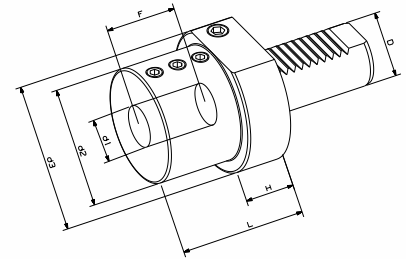


## VDI刀夹系列 VDI TOOL HOLDER SERIES

### CD2003-02 圆柱孔刀夹 TOOL HOLDER WITH ROUND BARS

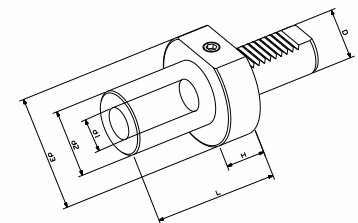
Form E2

订货号 Order No.	型号 Model No.	D	d <sub>1</sub>	d <sub>2</sub>	d <sub>3</sub>	F	L	H
CD200302.0216008	E2-16X8	16	8	32	40	34	44	18
CD200302.0216010	E2-16X10		10					
CD200302.0216012	E2-16X12		12					
CD200302.0216016	E2-16X16		16					
CD200302.0220008	E2-20X8	20	8	40	50	41	50	
CD200302.0220010	E2-20X10		10					
CD200302.0220012	E2-20X12		12					
CD200302.0220016	E2-20X16		16					
CD200302.0220020	E2-20X20		20					
CD200302.0225025	E2-20X25		25					
CD200302.0225008	E2-25X8	25	8	45	58	41	50	
CD200302.0225010	E2-25X10		10					
CD200302.0225012	E2-25X12		12					
CD200302.0225016	E2-25X16		16					
CD200302.0225020	E2-25X20		20					
CD200302.0225025	E2-25X25		25					
CD200302.0230008	E2-30X8	30	8	55	68	51	60	
CD200302.0230010	E2-30X10		10					
CD200302.0230012	E2-30X12		12					
CD200302.0230016	E2-30X16		16					
CD200302.0230020	E2-30X20		20					
CD200302.0230025	E2-30X25		25					
CD200302.0230032	E2-30X32	32	68	83	61	75	22	
CD200302.0240012	E2-40X12	12						
CD200302.0240016	E2-40X16	16						
CD200302.0240020	E2-40X20	20						
CD200302.0240025	E2-40X25	25						
CD200302.0240032	E2-40X32	32						
CD200302.0240040	E2-40X40	40	83	98	76	90	30	
CD200302.0250016	E2-50X16	16						
CD200302.0250020	E2-50X20	20						
CD200302.0250025	E2-50X25	25						
CD200302.0250032	E2-50X32	32						
CD200302.0250040	E2-50X40	40						
CD200302.0250050	E2-50X50	50	90	123	76	90		
CD200302.0260016	E2-60X16	16						
CD200302.0260020	E2-60X20	20						
CD200302.0260025	E2-60X25	25						
CD200302.0260032	E2-60X32	32						
CD200302.0260040	E2-60X40	40						
CD200302.0260050	E2-60X50	50	98	86	100			



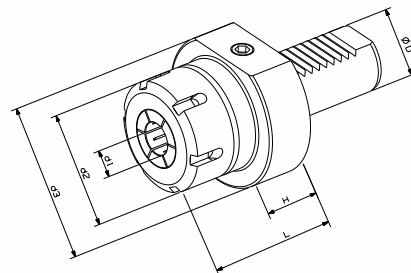
### CD2004-01 莫氏锥孔刀夹 TOOL HOLDER WITH MORSE TAPER

订货号 Order No.	型号 Model No.	D	MT.NO.	d <sub>2</sub>	d <sub>3</sub>	L	H
CD200401.2001022	F20-MT1	20	MT1	50	50	22	-
CD200401.2501022	F25-MT1	25	MT1	58	58	22	-
CD200401.3001027	F30-MT1	30	MT1	68	68	27	-
CD200401.3002036	F30-MT2	30	MT2	58	68	36	25
CD200401.3003066	F30-MT3	30	MT3	58	68	66	25
CD200401.4002036	F40-MT2	40	MT2	58	83	36	22
CD200401.4003050	F40-MT3	40	MT3	58	83	50	22
CD200401.4004080	F40-MT4	40	MT4	68	83	80	22
CD200401.5002036	F50-MT2	50	MT2	58	98	36	30
CD200401.5003045	F50-MT3	50	MT3	58	98	45	30
CD200401.5004055	F50-MT4	50	MT4	68	98	55	30
CD200401.5005068	F50-MT5	50	MT5	75	98	68	30
CD200401.6003047	F60-MT3	60	MT3	58	123	47	30
CD200401.6004058	F60-MT4	60	MT4	68	123	58	30
CD200401.6005074	F60-MT5	60	MT5	75	123	74	30


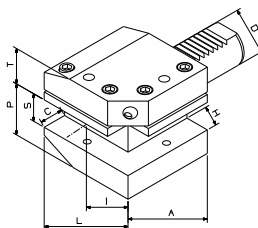


**VDI刀夹系列 VDI TOOL HOLDER SERIES**
**CD2005-01 弹簧夹头刀夹 COLLET SPINDLE HOLDERS**
**Form E4**


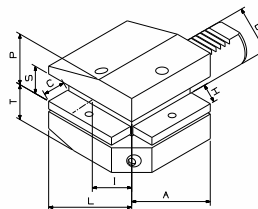
订货号 Order No.	型号	D	d <sub>1</sub>	d <sub>2</sub>	d <sub>3</sub>	H	L
CD200501.0416016	E4-16-ER16	16	1~10	28	40	15	40
CD200501.0416020	E4-16-ER20		1~13	34			44
CD200501.0420016	E4-20-ER16	20	1~10	28	50	20	45
CD200501.0420020	E4-20-ER20		1~13	34			53
CD200501.0420025	E4-20-ER25		1~16	42			57
CD200501.0420032	E4-20-ER32		2~20	50			64
CD200501.0425025	E4-25-ER25		1~16	42			58
CD200501.0425032	E4-25-ER32	2~20	50	62			
CD200501.0430025	E4-30-ER25	30	1~16	42	68	23	60
CD200501.0430032	E4-30-ER32		2~20	50			67
CD200501.0430040	E4-30-ER40		3~30	63			70
CD200501.0440025	E4-40-ER25	40	1~16	42	83	23	65
CD200501.0440032	E4-40-ER32		2~20	50			67
CD200501.0440040	E4-40-ER40		3~30	63			75
CD200501.0450032	E4-50-ER32	50	2~20	50	98	30	84
CD200501.0450040	E4-50-ER40		3~30	63			90
CD200501.0460040	E4-60-ER40	60	3~30	63	123		90


**CD2006-01 双向右刀夹 DOUBLE DIRECTION (RIGHT) TOOL HOLDER**
**Form D1**

订货号 Order No.	型号	D	S	P	T	L	I	H	A	C
CD200601.0125066	D1-25X16	25	16/12	30	25	66	33	14	48	14
CD200601.0130076	D1-30X20	30	20/16	38	28	76	35	18	60	18
CD200601.0140090	D1-40X25	40	25/20	48	32	90	42.5	22	72	22
CD200601.0150105	D1-50X32	50	32/25	60	35	105	50	24	85	25
CD200601.0160115	D1-60X32	60	32/25	62.5	42.5	115	57.5	24.5	110	25

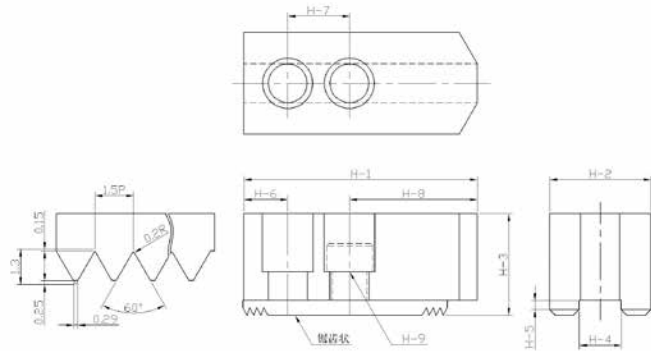

**CD2006-02 双向左刀夹 DOUBLE DIRECTION (LEFT) TOOL HOLDER**
**Form D2**

订货号 Order No.	型号	D	S	P	T	L	I	H	A	C
CD200602.0225066	D2-25X16	25	16/12	30	25	66	33	14	48	14
CD200602.0230076	D2-30X20	30	20/16	38	35	76	35	18	60	18
CD200602.0240090	D2-40X25	40	25/20	48	42.5	90	42.5	22	72	22
CD200602.0250105	D2-50X32	50	32/25	60	50	105	50	24	85	25
CD200602.0260115	D2-60X32	60	32/25	62.5	62.5	115	57.5	24.5	110	25



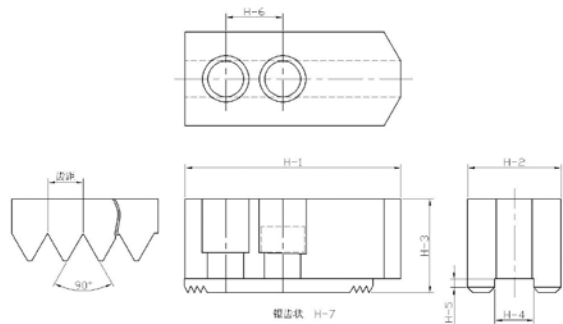
## 油压软爪系列 HYDRAULIC SOFT JAWS SERIES

### CD2101-01 油压软爪 HYDRAULIC SOFT JAWS

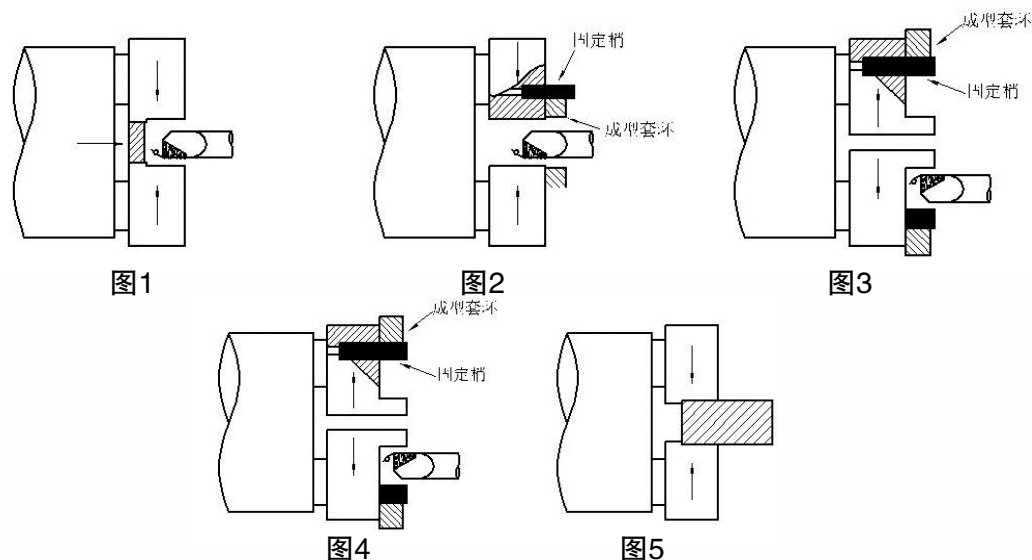


订货号 Order No.	型号 Model No./尺寸	长 H-1	宽 H-2	高 H-3	键槽宽 H-4	键槽深 H-5	H-6	中心孔 距H-7	H-8	螺丝 H-9	锯齿状节距 Sprration pitch
CD210101.0453023	CS04	53	23	23	10	4	10	14	29	M8	1.5 × 60°
CD210101.0562025	CS05	62	25	30	10	4	10	14	38	M8	1.5 × 60°
CD210101.0673031	CS06	73	31	36	12	5	15	20	38	M10	1.5 × 60°
CD210101.0895035	CS08	95	35	38	14	5	24	25	46	M12	1.5 × 60°
CD210101.1011040	CS10	110	40	42	16	5	30	30	50	M12	1.5 × 60°
CD210101.1212950	CS12 (中空)	129	50	50	21	6	39	30	60	M16	1.5 × 60°
CD210101.1213050	CS12S (中实)	129	50	50	18	6	39	30	60	M14	1.5 × 60°
CD210101.1516562	CS15 (中空)	165	62	62	22	8	37	43	85	M20	1.5 × 60°
CD210101.1516662	CS15S (中实)	165	62	62	25.5	5.3	37	43	85	M20	1.5 × 60°

### CD2101-02 环球油压软爪 (国内规格) GLOBAL HYDRAULIC SOFT JAWS (CHINA SPEC)



订货号 Order No.	型号 Model No. /尺寸	长 H-1	宽 H-2	高 H-3	键槽宽 H-4	键槽深 H-5	中心孔距 H-6	螺丝 H-7	锯齿状节距 Sprration pitch
CD210102.0673031	CH-06(160)	73	31	36	11	4.5	20	M8	1.5 × 90°
CD210102.0895035	CH-08(200)	95	35	38	13	4.5	24	M10	1.5 × 90°
CD210102.1011040	CH-10(250)	110	40	42	15	4.5	28	M12	1.5 × 90°
CD210102.1212950	CH-12(320)	129	50	50	18	4.5	32	M12	2.5 × 90°
CD210102.1516562	CH-15(400)	165	62	75	20	6	45	M16	2.5 × 90°
CD210102.2016562	CH-20(500)	165	62	85	22	6	50	M18	2.5 × 90°
CD210102.2419070	CH-24(630)	190	70	90	24	8	55	M20	2.5 × 90°

**油压软爪系列 HYDRAULIC SOFT JAWS SERIES**
**CD2102-01 油压软爪成型圈 FUMES JAWS FORMING RING**

**◇特点**

- ◎夹持增强，提高真圆度，圆柱度等精度，不会产生喇叭口状及离心震动，提高精度
- ◎外夹内张二者均可使用，可任意调整所需尺寸，操作迅速简便，既省时间，永久使用
- ◎旧的夹头使用成型圈后，可提高精度及夹持力，恢复使用功能

**◇使用说明**

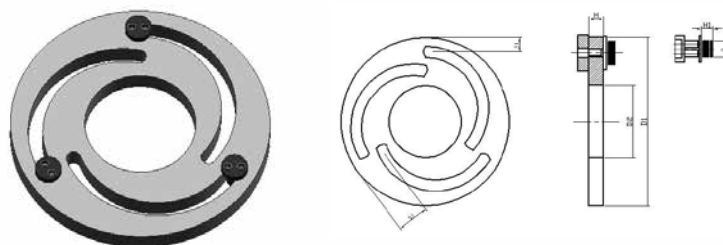
◎使用成型圈，不但能做到外夹，内张与穿通形成3种方式的成形，尚可夹住工作物件时在同样的状态成形，所以芯振摆少，夹紧力也就提升。（如图一、二、三）使用成型圈，与夹头一成形时，无心振摆现象，夹紧力达100%，可提高精度（如图四）。使用硬爪夹持时接触面不良会产生喇叭口状，夹紧力不良会产生离心振动，影响精度，危险性高（如图五）

**◇Feature:**

- ◎ Grasp stronger, Improve the precision of the round, won't from Bell-shape and Centrifugal Vibration
- ◎ Both clamp and expand can be used, can adjust the size freely, Operation easily, Time saving, Use forever
- ◎ Dealt by the Forming Ring, can improve the precision and clamp capacity of the used collets, just like new collets

**◇Operation Introduction**

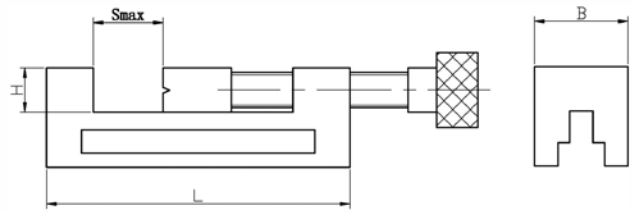
◎There are three kind usage of forming ring, clamp expand and punch-through molding, and can process the collets in the same way, minimize the vibration, enhance the grasp force. (Such as the photo 1,2,3) Process collets by using forming ring, grasp force can reach 100%, and improve the precision. When use hard claw, if the surface does not touch well, will from Bell-shape, and develop centrifugal Vibration due to the poor grasp force, then influence the accuracy and increase the risk.(such as the photo 5)



订货号 Order No.	形式 MODELS	H	D1	D2	S1	S2	G	HI	O
CD210201.1271228	5 "	12	140	60	12	28	10	9	13.5
CD210201.1521232	6 "	12	168	80	12	32	10	9	16.5
CD210201.2031736	8 "	12	218	115	17	36	10	9	18.5
CD210201.2541540	10 "	12	258	150	15	40	10	9	18.5
CD210201.3052150	12 "	15	316	188	21	50	10	9	21.5
CD210201.3812352	15 "	20	380	230	23	52	12	16	31

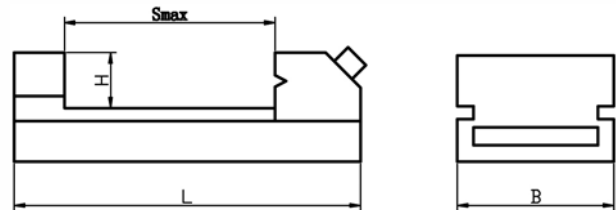

## 平口钳系列 PRECISION TOOL VISES

### 》》 CD2201-01 QGG型手转精密工具平口钳 QGG PRECISION TOOL VISES



订货号 Order No.	型号 Model No.	B	H	Smax	L	KGS
CD220101.5025155	QGG50	50	25	65	155	3
CD220101.6025110	QGG60	60	25	55	110	2.4
CD220101.6332190	QGG63	63	32	85	190	3.8
CD220101.7335210	QGG73	73	35	100	210	5
CD220101.8040220	QGG80	80	40	100	220	6.5
CD220101.8840250	QGG88	88	40	125	250	11
CD220101.1045260	QGG100	100	45	125	260	13
CD220101.1255300	QGG125	125	50	160	300	19.5
CD220101.1255350	QGG125A	125	50	210	350	23
CD220101.1505315	QGG150	150	50	175	315	23.8

### 》》 CD2202-01 QKG型精密成型工具平口钳 QKG PRECISION TOOL VISES



订货号 Order No.	型号 Model No.	B	H	Smax	L	KGS
CD220201.2609065	QKG26	26	9.15	22	64.5	0.5
CD220201.3620100	QKG36	36	20	40	100	1.2
CD220201.3820105	QKG38	38	20	44	105	1.3
CD220201.5025140	QKG50	50	25	65	140	2
CD220201.6332175	QKG63	63	32	85	175	3
CD220201.7335190	QKG73	73	35	100	190	4.1
CD220201.8040200	QKG80	80	40	100	200	5.5
CD220201.8840235	QKG88	88	40	125	235	7.3
CD220201.1045245	QKG100	100	45	125	245	10
CD220201.1255285	QKG125	125	50	160	285	18
CD220201.1505330	QKG150	150	50	200	330	21.5
CD220201.1505380	QKG150A	150	50	250	380	23
CD220201.1505430	QKG150B	150	50	300	430	24

#### ◇ 精密工具平口钳:

- ◎ 采用优质合金结构钢制造，工作面硬度HRC58-62。平行度0.005mm/100mm,垂直度0.005mm.超精密的可达0.001mm/100mm,垂直度0.001mm,夹紧快,操作灵活。用于精密测量和加工。
- ◎ 在工作时无论横立、竖立、平放皆可保持高的精密密度。

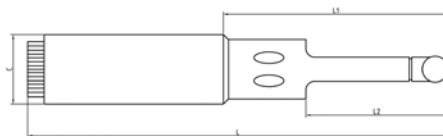
#### ◇ The precision tool vises:

- ◎ Made of high-quality alloy steel. The hardness of working surface reaches HRC58-62. Parallelism 0.005mm/100mm, squareness 0.005mm, Quickly to clamp and easy to operate
- ◎ Used for precision measurement and inspection precision grinding EDM and wire-cutting machine. Guarantee high accuracy in any position.



## 寻边器系列 TOUCH POINT SENSOR

### CD2301-01 光电式寻边器 TOUCH POINT SENSOR



- ◎ 使用2枚UM5#1.5V电池
- ◎ 红灯亮时同时发出电子音，哔！哔！声响
- ◎ 对无法目视深孔探测，可由声音得知深测结果

- ◎ 2pieces battery (UM5#1.5V)
- ◎ The red light on with electronic sound
- ◎ According to the sound for deep hole testing

◇ CD-A 为蜂鸣音光电式寻边器 BUZZING TOUCH POINT SENSOR

订货号 Order No.	型号 Model No.	C	D	L	L1	L2
CD230101.2010160	CD20	20	10	160	85	50
CD230101.3210160	CD32	32				
CD230101.2010085	CD-A20	20				
CD230101.3210085	CD-A32	32				

### CD2301-02 机械式寻边器 TOUCH POINT SENSOR



Fig1

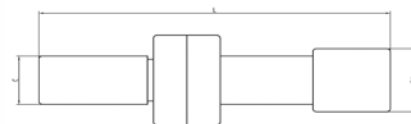
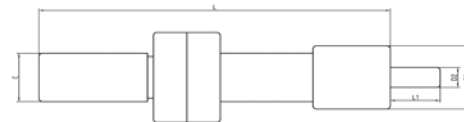


Fig2



- ◎ 适用在铣床和CNC加工机，可测量设定工件的X，Y轴坐标
- ◎ 设计的4mm的测头，供小孔径及偏窄沟槽使用
- ◎ 配合转速400-600RPM使用
- ◎ Suitable for milling machines CNC machining machines, can test the X, Y coordinate of work piece
- ◎ 4mm gauge head for the use of small diameter and narrow groove
- ◎ Speed 400-600 RPM

订货号 Order No.	型号 Model No.	C	D1	D2	L	L1	Fig
CD230102.1020082	JD-1020	10	10	-	82	-	1
CD230102.0420090	JD-0420	10	10	4	90	7.5	2

### CD2302-01 ZD1-50 隐藏式Z轴设定器 INVISIBLE SCALE Z-AXIS SETTER (MAGNETIC)

ZD1-50 z轴设定器是一种能设置数控设备工具长度的五金工具，设定高度:50.00 + -0.01毫米  
z轴设定器技术参数

- ◎ 在数控铣床和车床设置工具长度。
- ◎ 设定高度。
- ◎ 测试区域大,操作容易。
- ◎ 弹簧力小,避免小铣刀和小钻断裂。
- ◎ 可以设置研磨平行板。
- ◎ 各种参数测量灵敏,精度高(0.005毫米)。

Z-axis setter is a kind of hardware tools to set the tool length of CNC machine. Set height:50.00+-0.01mm

Technical parameters of Z-axis setter

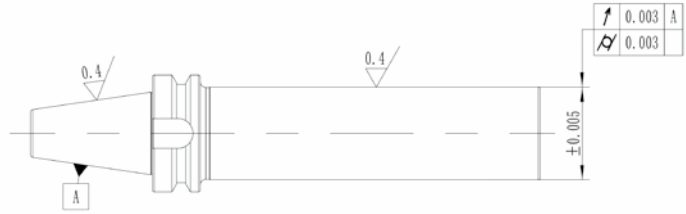
- ◎ Set tool length on numerical control milling machine and lathe.
- ◎ design height.
- ◎ test area large, operate easily.
- ◎ spring force small, avoid small milling cutter and small drill break.
- ◎ can set with the grinding parallel plate.

6, Parallelism, and various parameters Measurement sensitivity, precision high (0.005mm).



CNC附件 CNC ACCESSORIES

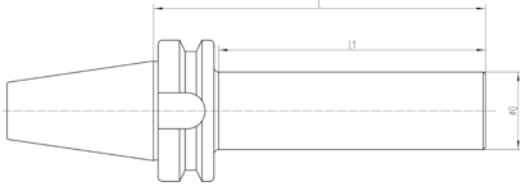
CD2303-01 检测棒 SPINDLE TEST ARBOR



- ◎ 高精度检测棒定期检测机床精度，杜绝不良加工。
- ◎ 可定制：依据机床主轴接口，定制高精度的检测棒。

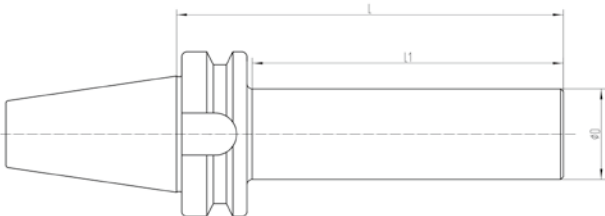
- ◎ High-precision test bar regularly test the accuracy of the machine tool, eliminate bad processing.
- ◎ Customizable: according to the machine tool spindle interface, custom high-precision detection rod.

CD2303-01 CBBT 基础柄检测棒 CBBT STANDARD SPINDLE TEST ARBOR

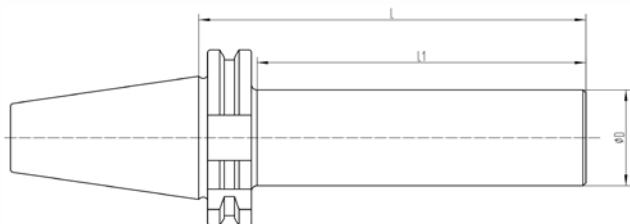


订货号 Order No.	型号 Model No.	L	L1	$\phi$ D	KGS
CD230301.3032150	CBBT30-D32-150L	150	125	32	1.2
CD230301.3032235	CBBT30-D32-235L	235	210	32	1.73
CD230301.4050200	CBBT40-D50-200L	200	170	50	3.57
CD230301.4050350	CBBT40-D50-350L	350	320	50	5.87
CD230301.5050200	CBBT50-D50-200L	200	159	50	6.05
CD230301.5050360	CBBT50-D50-360L	360	319	50	8.51

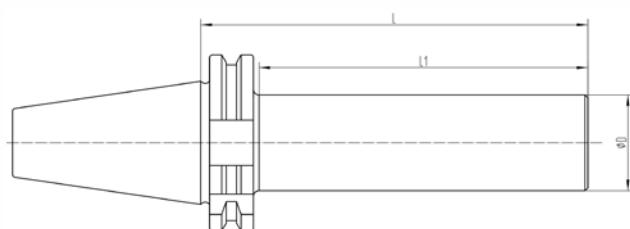
CD2303-02 BT 基础柄检测棒 BT STANDARD SPINDLE TEST ARBOR



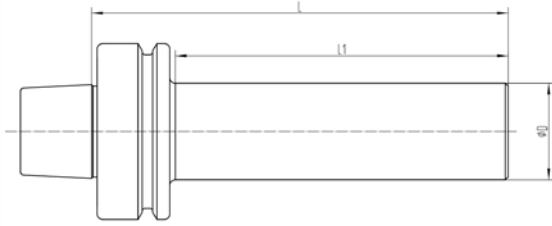
订货号 Order No.	型号 Model No.	L	L1	$\phi$ D	KGS
CD230302.3032272	BT30-D32-272L	272	250	32	1.96
CD230302.4040277	BT40-D40-277L	277	250	40	3.37
CD230302.4040300	BT40-D40-300L	300	270	40	3.6
CD230302.4040327	BT40-D40-327L	327	300	40	3.86
CD230302.5040283	BT50-D40-283L	283	250	40	5.97
CD230302.5040300	BT50-D40-300L	300	260	40	6.14
CD230302.5040333	BT50-D40-333L	333	300	40	6.46

**》》 CD2303-03 SK 基础柄检测棒 SK STANDARD SPINDLE TEST ARBOR**


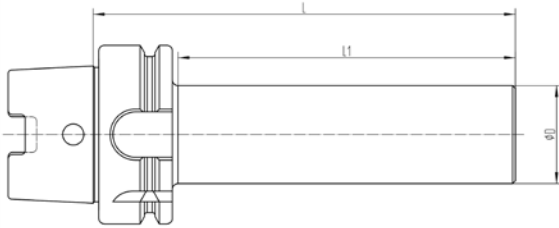
订货号 Order No.	型号 Model No.	L	L1	$\phi D$	KGS
CD230303.3032270	SK30-D32-270L	270	250	32	18.2
CD230303.4040270	SK40-D40-270L	270	250	40	3.07
CD230303.4040320	SK40-D40-320L	320	300	40	3.56
CD230303.4050200	SK40-D50-200L	200	170	50	3.58
CD230303.4050340	SK40-D50-340L	340	310	50	5.73
CD230303.5040270	SK50-D40-270L	270	250	40	4.89
CD230303.5040320	SK50-D40-320L	320	300	40	5.38
CD230303.5050200	SK50-D50-200L	200	178	50	5.4
CD230303.5050340	SK50-D50-340L	340	318	50	7.55

**》》 CD2303-04 CAT 基础柄检测棒 CAT STANDARD SPINDLE TEST ARBOR**


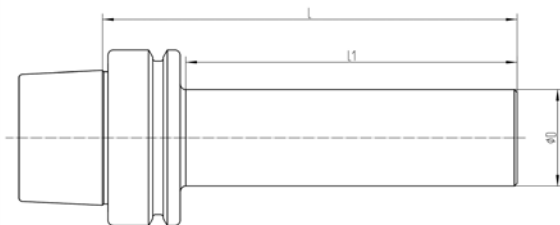
订货号 Order No.	型号 Model No.	L	L1	$\phi D$	KGS
CD230304.3032270	CAT30-D32-270	270	250	32	1.79
CD230304.4040270	CAT40-D40-270L	270	250	40	3.11
CD230304.4040320	CAT40-D40-320L	320	300	40	3.6
CD230304.5040270	CAT50-D40-270L	270	250	40	4.9
CD230304.5040320	CAT50-D40-320L	320	300	40	5.39

**CNC附件 CNC ACCESSORIES**
**》》》 CD2303-05 HSK-F 基础柄检测棒 HSK-F STANDARD SPINDLE TEST ARBOR**


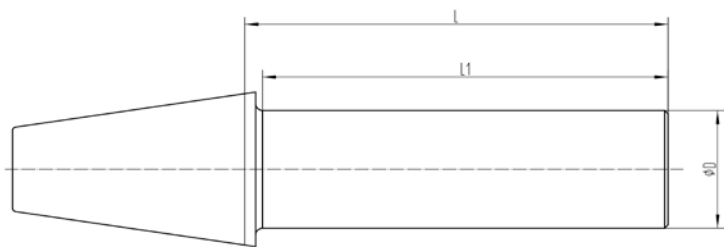
订货号 Order No.	型号 Model No.	L	L1	φ D	KGS
CD230305.6350200	HSK63F-D50-200L	200	171	50	3.32
CD230305.6350350	HSK63F-D50-350L	350	321	50	5.62

**》》》 CD2303-06 HSK-A 基础柄检测棒 HSK-A STANDARD SPINDLE TEST ARBOR**


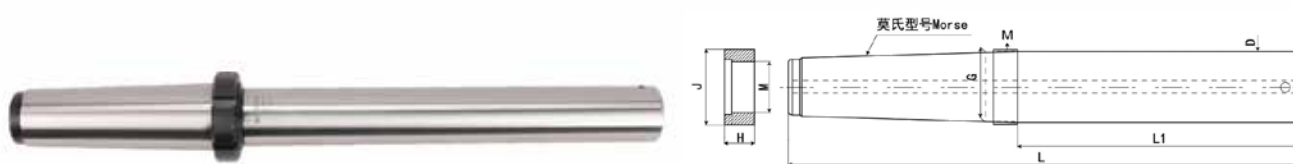
订货号 Order No.	型号 Model No.	L	L1	φ D	KGS
CD230306.4032180	HSK40A-D32-180L	180	157	32	1.2
CD230306.5032240	HSK50A-D32-240L	240	211	32	1.73
CD230306.6350200	HSK63A-D50-200L	200	171	50	3.31
CD230306.6350350	HSK63A-D50-350L	350	321	50	5.62
CD230306.1050200	HSK100A-D50-200L	200	168	50	4.61
CD230306.1050350	HSK100A-D50-350L	350	318	50	6.92

**》》》 CD2303-07 HSK-E 基础柄检测棒 HSK-E STANDARD SPINDLE TEST ARBOR**


订货号 Order No.	型号 Model No.	L	L1	φ D	KGS
CD230307.2520175	HSK25E-D20-175L	175	163	20	0.44
CD230307.3220180	HSK32E-D20-180L	180	158	20	0.52
CD230307.4032180	HSK40E-D32-180L	180	157	32	1.21
CD230307.5032240	HSK50E-D32-240L	240	211	32	1.75

**CD2303-08 NT 基础柄检测棒 NT STANDARD SPINDLE TEST ARBOR**


订货号 Order No.	型号 Model No.	L	L1	$\phi D$	KGS
CD230308.3032150	NT30-D32-150L	150	144	32	1.2
CD230308.3032225	NT30-D32-225L	225	219	32	1.67
CD230308.4050200	NT40-D50-200L	200	184	50	3.69
CD230308.4050335	NT40-D50-335L	335	319	50	5.76
CD230308.5050200	NT50-D50-200L	200	194	50	5.54
CD230308.5050335	NT50-D50-335L	335	319	50	7.62

**CD2303-09 MT 基础柄检测棒 MT STANDARD SPINDLE TEST ARBOR**


订货号 Order No.	型号 Model No.	莫氏型号 Morse	L	L1	L2	G	D	M	J	H	KGS
CD230309.0320200	MT3-D20-200L	MT3	301	200	15	23.825	20	M26X1.5	-	-	0.75
CD230309.0430250	MT4-D30-250L	MT4	384	250	25	31.267	30	M36X2	54	25	2.12
CD230309.0540300	MT5-D40-300L	MT5	466	300	30	44.399	40	M47X2	63	30	4.72
CD230309.0660400	MT6-D60-400L	MT6	620	400	30	63.348	60	M68X2	88	30	14.07
CD230309.8060400	公制 80-D60-400L	公制 80-1:20	634	400	30	80.00	60	M84X2	118	30	16.63



## CNC附件 CNC ACCESSORIES

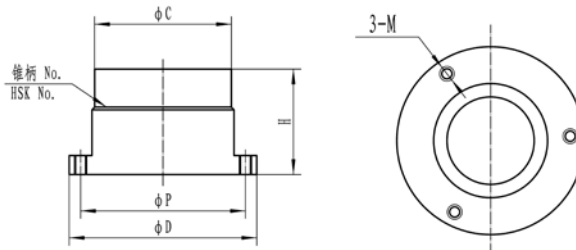
### CD2304-01 BT/SK/CAT锁刀座 TOOL SEAT



订货号 Order No.	型号 Model No.	刀柄锥度Chuck taper	外形尺寸 Dimension	KGS
CD230401.3099128	CD-BT30	BT30	205X98.5X128	3.7
CD230401.4099128	CD-BT40	BT40	205X98.5X128	3.8
CD230401.5015198	CD-BT50	BT50	275X150X198	11.4
CD230401.3099129	CD-SK30	DIN69871.30	2015X98.5X128	3.7
CD230401.4099380	CD-SK40	DIN69871.40	205X98.5X128	3.8
CD230401.5015114	CD-SK50	DIN69871.50	275X150X198	11.4
CD230401.3099380	CD-CAT30	CAT30	205X98.5X128	3.7
CD230401.4099038	CD-CAT40	CAT40	205X98.5X128	3.8
CD230401.5050114	CD-CAT50	CAT50	275X150X198	11.4

### CD2304-02 HSK刀柄锁刀座 TOOL SEAT

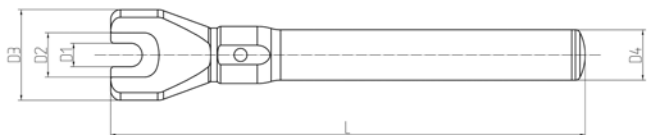
- ◎ 采用独特的滚针锁紧方式锁紧HSK刀柄的法兰外径不会损伤锥柄部分，操作方便安全。
- ◎ The unique needle locking mode locking HSK shank diameter of flange will not damage the part of the taper shank, convenient and safe operation.



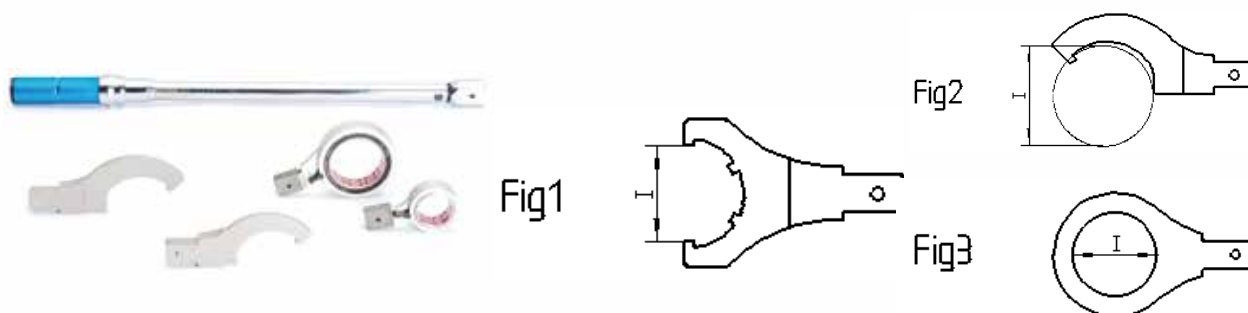
订货号 Order No.	型号 Model No.	HSK No.	ΦC	ΦD	ΦH	ΦP	ΦM
CD230402.2545070	KG-HSK25	25	45	70	70	60	6(M5用)
CD230402.3258070	KG-HSK32	32	58	100	70	80	9(M5用)
CD230402.4064070	KG-HSK40	40	64	100	70	80	9(M8用)
CD230402.5075070	KG-HSK50	50	75	100	70	80	9(M8用)
CD230402.6388090	KG-HSK63	63	88	120	90	100	11(M10用)
CD230402.1016100	KG-HSK100	100	160	120	100	140	11(M10用)

### CD2305-01 拉钉扭矩扳手 TORQUE WRENCH

- ◎ 扳手材质：42CrMo,热处理硬度：45-50HRC。
- ◎ 扭矩扳手整体喷砂涂层处理，起防锈、耐磨。
- ◎ 扭矩扳手实用性强，性价比高，使用时预先调节额定扭矩值，通过发声提示扭矩值达到预先的额定值，避免超出预设额定扭矩值，使与拉钉联结的锥体发生拉紧变形，影响锥度精度。
- ◎ 操作方便、省时省力。
- ◎ Material: 42CrMo, Hardness: 45-50HRC
- ◎ The coating surface of the wrench has a good effects of anti-rust and wear-resisting.
- ◎ Mechanical settings – adjustable pre-torque advanced, guarantee the precision of nut. high price-cost performance.
- ◎ Easy to use, simple and reliable.



订货号 Order No.	型号 Model No.	D1	D2	D3	D4	L	KGS
CD230501.3007196	30	7	13.2	27	15	196	0.26
CD230501.4010227	40	10	19.2	37	152.4	227	0.66
CD230501.5017290	50	17	30.2	50	26	290	1.35

**CD2306-01螺帽联结头 ( 扭矩扳手专用 )**
**NUT CONNECTOR (SPECIAL FOR TORQUE WRENCHES)**


订货号 Order No.	型式 Type	型号 Model No.	I	适用螺帽 NUT	推荐扭矩 Nm	FIG	KGS
CD230601.2537062	UM	ER25UM	37	ER25UM	62	FIG.1	0.16
CD230601.3246072		ER32UM	46.5	ER32UM	72		0.2
CD230601.4058082		ER40UM	58	ER40UM	82		0.26
CD230601.2545062	S	S/ER25	45-52	ER25UM	62	FIG.2	0.14
CD230601.3255072		S/ER32	55-62	ER32UM	72		0.17
CD230601.4068082		S/ER40	68-72	ER40UM	82		0.21
CD230601.3333020	G	GH33 ( $\phi 1-\phi 3$ )	33	GER20	15-20	FIG.3	0.25
CD230601.3333035		GH33 ( $\phi 3.5-\phi 5.5$ )			30-35		
CD230601.33330550		GH33 ( $\phi 6-\phi 9$ )			50-55		
CD230601.3333075		GH33 ( $\phi 9.5-\phi 13$ )			70-75		
CD230601.4040030		GH40 ( $\phi 1-\phi 3$ )	40	GER25	25-30		0.28
CD230601.4040040		GH40 ( $\phi 3.5-\phi 6.5$ )			35-40		
CD230601.4040060		GH40 ( $\phi 7-\phi 10$ )			55-60		
CD230601.4040090		GH40 ( $\phi 10.5-\phi 16$ )			80-90		
CD230601.5050035		GH50 ( $\phi 2-\phi 3$ )	50	GER32	30-35		0.35
CD230601.5050060		GH50 ( $\phi 3.5-\phi 6.5$ )			55-60		
CD230601.5050120		GH50 ( $\phi 7.5-\phi 15.5$ )			110-120		
CD230601.5050140		GH50 ( $\phi 16-\phi 20$ )			130-140		
CD230601.4242070		GH42	42	GNB16	70		0.3
CD230601.4646085		GH46	46	GNB20	85		0.33
CD230601.4040075		GH40	40	GSK16	75		0.28
CD230601.4848110		GH48	48	GSK20	110		0.35
CD230601.5555125	GH55	55	GSK25	125	0.38		
CD230601.2562060	C	C25	62	C25	60	FIG.2	0.19
CD230601.3272070		C32	72	C32	70		0.27

## CNC附件 CNC ACCESSORIES

### CD2306-02 可调扭矩扳手杆 ADJUSTABLE TORQUE WRENCH LEVER

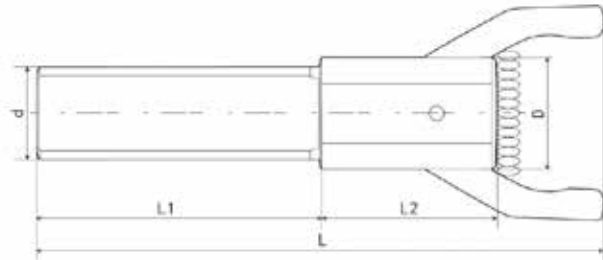
订货号 Order No.	型号 Model No.	长度 Length	图片 Picture
CD230602.1010420	10-100Nm	420	
CD230602.2020455	20-200Nm	455	
CD230602.6535515	65-350Nm	515	
CD230602.1010385	10-100Nm	385	
CD230602.2020470	20-200Nm	470	
CD230602.6030565	60-300Nm	565	

### CD2307-01 数控自动化机床专用扳手 SPECIAL WRENCH FOR NC AUTOMATION MACHINE TOOL

- ◎ 材质: 65Mn;
- ◎ 热处理硬度: 40-45HRC;
- ◎ 表面经过磨削加工, 平整光洁度高;
- ◎ 外观可作发黑处理或喷砂涂层处理;
- ◎ Material: 65Mn;
- ◎ Heat treatment hardness: 40-45HRC;
- ◎ After grinding, the surface is smooth and smooth;
- ◎ The appearance can be blackened or sandblasted;

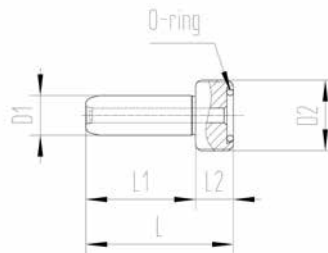


### CD2308-01 车床拉料器 LATHE PULLER



订货号 Order No.	型号 Model No.	L	L1	L2	D	d	柄形式 HANDLE
CD230801.1593016	LLQ-W16	159	75	47	30	16	方柄 Square handle
CD230801.1593020	LLQ-W20	159	75	47	30	20	
CD230801.1593025	LLQ-W25	159	75	47	30	25	
CD230801.1593017	LLQ-D16	159	75	47	30	16	圆柄 Round handle
CD230801.1593021	LLQ-D20	159	75	47	30	20	
CD230801.1593026	LLQ-D25	159	75	47	30	25	
CD230801.1593033	LLQ-D32	159	75	47	30	32	

### CD2309-01 HSK刀柄用冷却管 COOLING TUBE FOR HSK TOOL HOLDER



订货号 Order No.	HSK NO.	D1	D2	L	L1	L2
CD230901.3206100	HSK32	6	M10X1.0	26	20.5	5.5
CD230901.4008120	HSK40	8	M12X1.0	29.5	22	7.5
CD230901.5010160	HSK50	10	M16X1.0	33	23.5	9.5
CD230901.6312180	HSK63	12	M18X1.0	36.5	25	11.5
CD230901.8014200	HSK80	14	M20X1.5	40	26.5	13.5
CD230901.1001624	HSK100	16	M24X1.5	44	28.5	15.5

HSK

OTT

MAS

ISO

# CNC加工中心主轴配件

CNC MACHINING CENTER SPINDLE ACCESSORIES





## 拉刀拉爪系列 PULL STUD TYPE CLAMPING UNITS

»» CD2401-01 HSK 拉刀夹爪 HSK Clamping Units



**青铜衬套** Bronze bushing

保护冷却液管 Protecting the coolant pipes

**转移密封** Transfer seal

用于冷却液管安全密封的长寿命密封

Long life sealing for safety sealing of coolant pipes

**先进的涂层技术** Advanced coating technology

确保摩擦力最小，从而保证长期的高拉力

Ensure minimal friction to ensure long-term high tensile strength

**特殊热处理工艺** Special heat treatment process

瓣片不易断裂，保证长期高拉力及精度

The flap is not easily broken, ensuring long-term high tension and accuracy

**特点** Feature

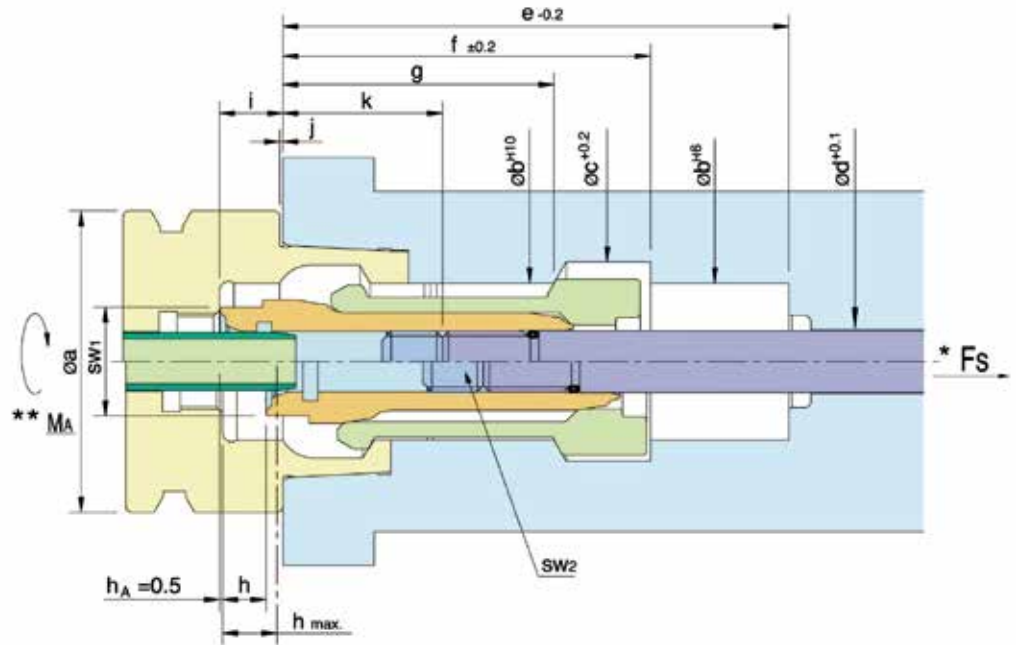
平行移动夹持器段 Parallel moving gripper section

高静态和动态刚度 High static and dynamic stiffness

锁定几何体 Lock Geometry

高预期寿命 High life expectancy



**拉刀拉爪系列 PULL STUD TYPE CLAMPING UNITS**
**CD2401-01 HSK 拉刀夹爪 HSK Clamping Units**


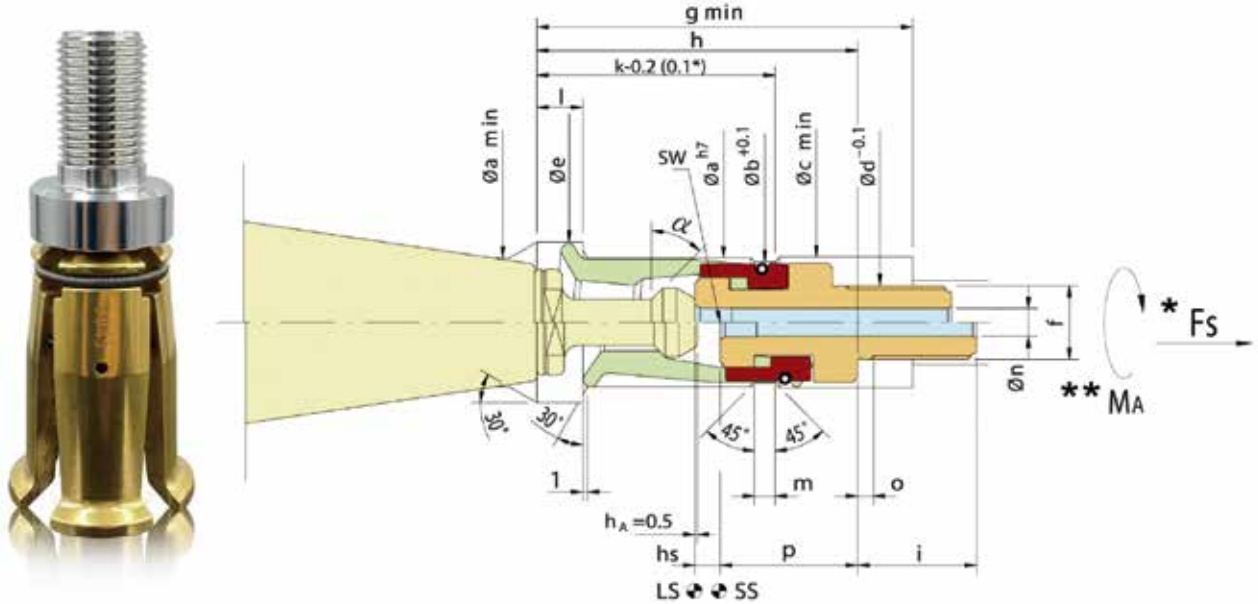
FS:Max. Clamping Force 最大拉刀力  
 MA:Max. Tightening Torque 最大锁紧扭矩

订货号 Order No.	型号 Model No.	a	b	c	d	e	f	g
CD240101.3217023	HSK32	32	17	22.5	6.6	62.5	43	30
CD240101.4021027	HSK40	40	21	26.5	8.6	78	58	44
CD240101.5026033	HSK50	50	26	33.0	10.6	84	61	45
CD240101.6334042	HSK63	63	34	41.6	14.6	94	69	52
CD240101.8042050	HSK80	80	42	50	16.6	98	72	56
CD240101.1053063	HSK100	100	53	63	18.4	124	93	70

型号 Model No.	h	i	j	k	h max.	Fs max. KN	MA Nm	SW1 mm	SW2 mm	最高转速 max.RPM
HSK32	5.1	8.5	0.5	19.5	7.5	5	10	12	3	57,000
HSK40	5.6	8.5	0.5	27.0	8	6.8	15	15	4	45,000
HSK50	6.4	10.5	0.5	26.5	9	11	20	18	4	37,000
HSK63	7.4	10.5	0.5	31.5	10	18	30	22	5	29,000
HSK80	8.3	13	0.5	31.5	11	29.8	30	27	6	20,000
HSK100	9.15	13	0.5	34.5	12.5	45	50	38	6	15,000

拉刀拉爪系列 PULL STUD TYPE CLAMPING UNITS

CD2401-02 MAS 拉刀夹爪 MAS Pull Stud Type Clamping Units



特点:

- ◎ 本体选用不锈钢系列材料，耐腐蚀。
- ◎ 特殊热处理工艺，爪片不易断裂，保证长期高拉力及精度。
- ◎ 先进的涂层技术，50 万次测试涂层无明显磨损

Feature:

- ◎ The body is made of stainless steel series materials, which are corrosion-resistant
- ◎ Special heat treatment process ensures that the claw pieces are not easily broken, ensuring long-term high tensile strength and accuracy
- ◎ Advanced coating technology, no obvious wear on the coating after 500000 tests

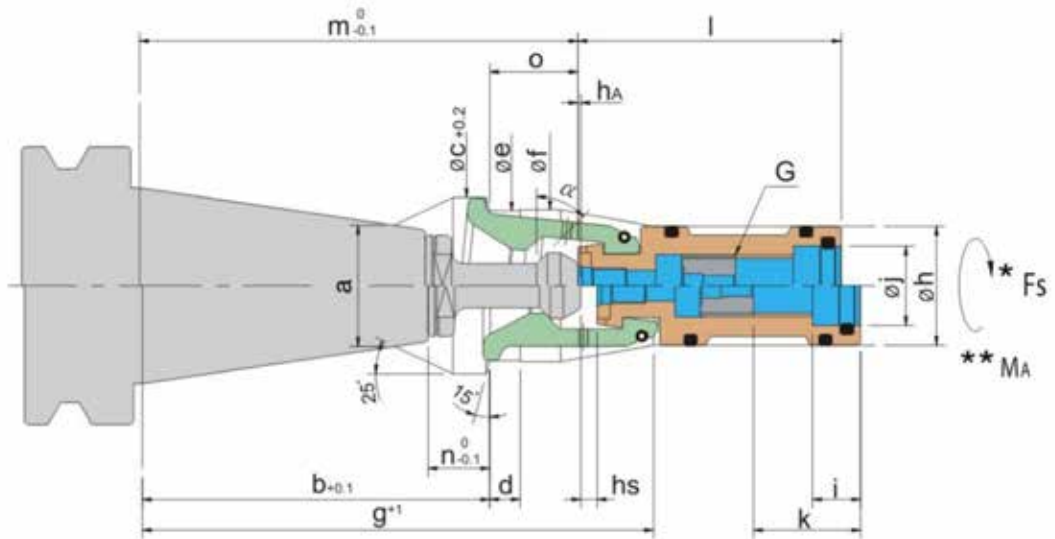
FS:Max. Clamping Force 最大拉刀力  
MA:Max. Tightening Torque 最大锁紧扭矩

订货号 Order No.	型号 Model No.	$\alpha$ $\pm 15'$	$a_{H7}$	b	c	d	e	f	$g_{min}$	h
CD240102.3045019	BT30-45°	45°	19	17.8	19.5	10	24	M10x1.5P	91	19
CD240102.4045028	BT40-45°	45°	28	28.4	28.5	16	35	M16x1.5P	117	27
CD240102.5045043	BT50-45°	45°	43	40.4	43.5	22	54	M22x1.5P	163	40

型号 Model No.	i	k	l	m	n	o	p	h <sub>s</sub>	F <sub>s</sub> max. KN	MA Nm	SW mm
BT30-45°	10	37	7.5	3.5	3.0	3.0	20.5	4.0	10	30	5
BT40-45°	11	52	10.0	4.5	6.0	3.5	33.0	5.5	18	65	6
BT50-45°	12	69	16.0	5.0	9.5	4.5	37.0	8.5	35	160	10

## 拉刀拉爪系列 PULL STUD TYPE CLAMPING UNITS

### 》》 CD2401-03 OTT 拉刀夹爪 OTT PULL STUD TYPE CLAMPING UNITS



#### 特点:

- ◎ 本体选用不锈钢系列材料，耐腐蚀。
- ◎ 特殊热处理工艺，爪片不易断裂，保证长期高拉力及精度。
- ◎ 先进的涂层技术，50 万次测试涂层无明显磨损

#### Feature:

- ◎ The body is made of stainless steel series materials, which are corrosion-resistant
- ◎ Special heat treatment process ensures that the claw pieces are not easily broken, ensuring long-term high tensile strength and accuracy
- ◎ Advanced coating technology, no obvious wear on the coating after 500000 tests


FS: Max. Clamping Force 最大拉刀力  
 MA: Max. Tightening Torque 最大锁紧扭矩

订货号 Order No.	型号 Model No.	$\alpha$ $\pm 15'$	a	b	c	d	$e_{G7}$	f	$g^{+1}$	h	i
CD240103.3045091	BT30-45°	45°	19.5	59	27	5	22.5	23	91	19	10
CD240103.4045117	BT40-45°	45°	27.6	79.5	40	7	34	34.5	117	27	11
CD240103.5045163	BT50-45°	45°	43.0	116.5	56	8	49	49.5	163	40	12

型号 Model No.	$\phi j$	k	l	m	n	$o \pm 0.15$	$h_A$	$h_s$	G	Fs max. KN	MA Nm
BT30-45°	12	23	57.5	71.4	10.6	11.4	1.0	3.2	M10X1.25	10	35
BT40-45°	18	24.5	60.3	100.35	14.10	20.20	0.65	3.7	M14X1.5	18	80
BT50-45°	20	31.5	68.5	146.75	14.70	29.25	1.00	4.2	M16X1.5	35	160

## 组合压板 CLAMPING KIT

### 》》 CD2501-01 组合压板 CLAMPING KIT



58件机床夹具带金属支架  
每套包括：

- ◎ 6只T型槽螺母
- ◎ 6只法兰螺母
- ◎ 4只连接螺母
- ◎ 6块阶梯压板
- ◎ 12块阶梯垫铁
- ◎ 24跟双端螺栓，长度为3"、4"、5"、6"、7"、8" 各四根

58-PC Clamping kit with metal holder Each set contains

- ◎ 6-T-Slot nuts
- ◎ 6-Flange nuts
- ◎ 4-Coupling nuts
- ◎ 6-Step clamps
- ◎ 12-Step blocks
- ◎ 24 Studs 4 ea.3"、4"、5"、6"、7"、8" length

货号：AL-58 58件/套机床组合压板  
Model:AL-58 58PCS.STEEL CLAMPING KIT

订货号 Order No.	T型螺母尺寸 (公制) Tslot T-slot Size(MM)	螺栓尺寸 (公制) Stud Size(MM)
CD250101.1008125	10	M8x1.25
CD250101.1210150	12	M10x1.5
CD250101.1412175	14	M12x1.75
CD250101.1612175	16	M12x1.75
CD250101.1614200	16	M14x2
CD250101.1814200	18	M14x2
CD250101.1816200	18	M16x2
CD250101.2016200	20	M16x2
CD250101.2018250	20	M18x2.5
CD250101.2220250	22	M20x2.5
CD250101.2622200	26	M22x2
CD250101.2824300	28	M24x3
CD250101.3630350	36	M30x3.5

订货号 Order No.	T型螺母尺寸 (美制) Stud Size(US)	螺栓尺寸 (美制) Stud Size(US)
CD250101.9521180	3/8	5/6-18
CD250101.1195160	7/16	3/8-16
CD250101.1395160	1/2	3/8-16
CD250101.1495160	9/16	3/8-16
CD250101.1413130	9/16	1/2-13
CD250101.1695130	5/8	1/2-13
CD250101.1795130	11/16	1/2-13
CD250101.1716110	11/16	5/8-11
CD250101.1916110	3/4	5/8-11
CD250101.2016110	13/16	5/8-11
CD250101.2119100	7/8	3/4-10

**CD2601-01刀具车 TOOL CARRIAGE**
**特点:**

- ◎ 钢板材质: SPCC 冷轧钢板; 塑料导套: ABS 树脂; 塑料胶垫: EVA 材质; 4 寸聚氨酯脚;
- ◎ 配套数控铣床和数控加工中心等设备, 存储刀柄 / 刀杆, 利于工人现场操作, 提高效率, 降低成本。
- ◎ 产品经过激光切割下料, 数控冲床冲孔、数控折弯、激光焊接、流水线喷涂等工艺完成, 质量可靠, 符合工业生产需求的各项性能。

**Features:**

- ◎ Steel plate material: SPCC cold rolled steel plate; Plastic guide sleeve: ABS resin; Plastic cushion: EVA material; 4-inch polyurethane foot;
- ◎ Equipped with equipment such as CNC milling machines and CNC machining centers, storing tool handles/bars facilitates on-site operation by workers, improves efficiency, and reduces costs.
- ◎ The product has undergone laser cutting and cutting, CNC punching, CNC bending, laser welding, assembly line spraying and other processes to achieve reliable quality and meet various performance requirements of industrial production.


**FIG.1**

**FIG.2**

**FIG.3**

**FIG.4**

订货号 Order No.	型号 Model No.	规格	装配	净重	FIG
CD260101.2622181	GJC-308-9F	W720XD420XH900+330	BT30-26个/BT40-22个/BT50-18个	26KG	FIG.1
CD260101.4035302	ZHC-301-2B	W1088XD480XH890	BT30-40个/BT40-35个/BT50-30个	38KG	FIG.2
CD260101.4842363	ZHC-301-2C	W880XD480XH920	BT30-48个/BT40-42个/BT50-36个	45KG	FIG.3
CD260101.4338334	SJC-301-5A	W850XD550XH950	BT30-43个/BT40-38个/BT50-33个	76KG	FIG.4



## 热缩刀柄热装机 SHRINK FIT HEATING MACHINE


### CD2701-01 热缩刀柄热装机 SHRINK FIT HEATING MACHINE

#### 特点:

- ◎ 高效、节能。
- ◎ 操作方便、简单。
- ◎ 通用性好。
- ◎ 性价比高，品质稳定。
- ◎ 订货号：CD270101.300320

#### Features:

- ◎ Efficient and energy-saving.
- ◎ Easy to operate and simple.
- ◎ Good universality.
- ◎ High cost-effectiveness and stable quality.
- ◎ Order number: CD290101.300320



型号 Model No.	项目 Project	参数值 Project parameter values							
		最大功率 max. power	电压 voltage	频率 frequency	电流 current	功率因素 Power factor	供气压力 air supply pressure	整机重量 Overall weight	外形尺寸 Overall dimensions
RC300	技术参数 Technical Parameter	5000W	220V	50HZ	12.5A	>0.97	0.6MP	35Kg	670X405X750
	使用参数 Using parameters	夹持范围 Clamping range		装刀长度 Knife length				冷却方式 Cooling method	
		3-20		410 (机头中心位置到工作台面距离) (Distance from the center of the machine head to the workbench)				风冷和水冷 Air cooled and water cooled	

### 配件说明 ACCESSORIES DESCRIPTION



备注;型号BT30/BT40/BT50/HSK100/HSK63/HSK50/HSK40 (标配任选一个垫圈，需要多个垫圈请另外购买)  
 Remarks;Model BT30/BT40/BT50/HSK100/HSK63/HSK50/HSK40 (optional washer as standard, multiple washers required, please purchase separately)

## 超声波刀柄 ULTRASONIC TOOL HOLDER

### CD2801-01 超声波刀柄 ULTRASONIC TOOL HOLDER

#### ◆ 超声刀柄技术 – 加持传统数控精密领域的应用优势

近期随着各种新型材料的应用，解决先进工程材料、硬脆材料、复合材料、难加工硬质金属材料等在航空航天、汽车、半导体、3C 和医疗等制造业领域中不断涌现，如钛合金、高温合金、工程陶瓷、陶瓷基复合材料以及蜂窝复合材料等，这些材料具有优异的使用性能，然而机械加工性能很差，属于典型的难加工材料。在使用传统的机械制造技术对这些材料进行精密加工时遇到了一定的瓶颈，一种新型的制造工艺技术——超声加工技术可通过超声振动能量实现难加工材料的精密去除。受到越来越多的关注并得到大量的应用。

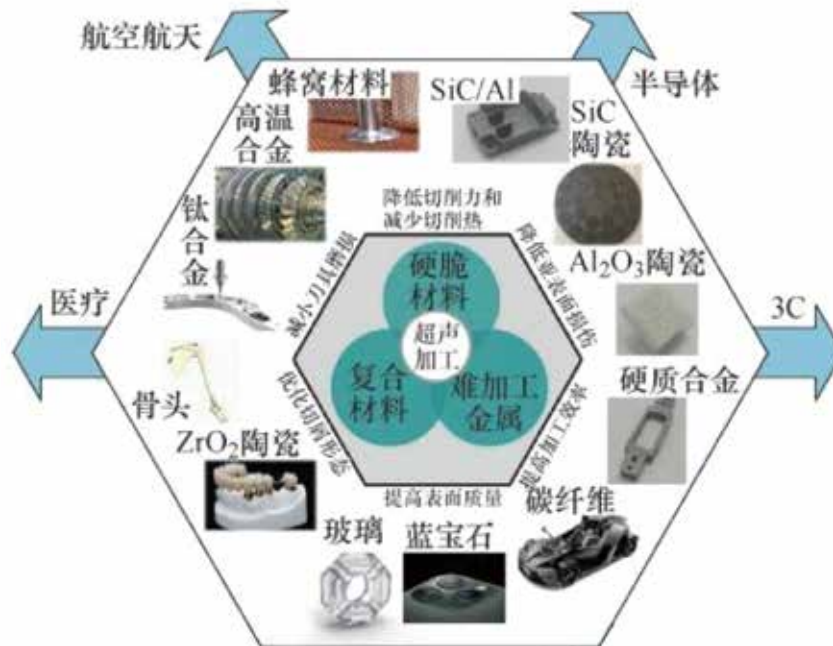
#### ◎ Ultrasonic tool holder technology – leveraging the application advantages of traditional CNC precision fields

Recently, with the application of various new materials, advanced engineering materials, hard and brittle materials, composite materials, and difficult to machine hard metal materials have emerged in manufacturing fields such as aerospace, automotive, semiconductor, 3C, and medical industries, such as titanium alloys, high-temperature alloys, engineering ceramics, ceramic matrix composites, and honeycomb composites. These materials have excellent performance in use, but poor mechanical processing performance, Belongs to typical difficult to process materials. There are certain bottlenecks encountered when using traditional mechanical manufacturing techniques for precision machining of these materials. A new manufacturing process technology, ultrasonic machining, can achieve precise removal of difficult to machine materials through ultrasonic vibration energy. It has received increasing attention and has been widely applied.



超声波刀柄应用领域 Application field of ultrasonic knife handle

## 超声波刀柄 ULTRASONIC TOOL HOLDER



超声波刀柄应用领域 Application field of ultrasonic knife handle

### ◆ 超声加工技术的工艺特点

◎ 超声加工技术是一种通过超声波振动能量实现难加工材料精密去除的工艺技术，该技术是将超声波振动能量通过一系列结构的传播和变换聚焦在刀具的工作区域，从而形成被切削材料的冲击去除效果，进而可以提高众多难加工材料的可加工性能。该技术在加工过程中具有众多优点，如：降低切削力和减少切削热、减小刀具磨损和崩边毛刺、优化切屑形态、提高表面质量、降低亚表面损伤以及提高加工效率等（每个加工工艺具体的改善效果因超声刀具、材料、工艺等的不同而存在一定的差别）。超声加工技术是一种基于功率超声技术发展起来的特种加工技术，它本质上是一个物理去除过程，不涉及材料性质的改变。随着市场化的需求越来越强烈，超声加工技术中商用标准化系统也成为了目前市场需求的重点，相关的超声加工技术开始走出实验室，在众多典型难加工材料的精密加工中得到应用，如：光学玻璃、蓝宝石、陶瓷、氧化铝陶瓷、钛合金、高温合金、碳纤维复合材料以及铝基碳化硅复合材料等，其应用领域及典型案例如图 1 所示。近几年，国内难加工材料的大量应用，带来了较多的超声加工技术应用需求，促使了该技术的市场化，多家科研机构 and 制造企业纷纷开始进行超声加工技术的产业化应用。

◎ Ultrasonic machining technology is a process technology that achieves precise removal of difficult to machine materials through ultrasonic vibration energy. This technology focuses the ultrasonic vibration energy on the working area of the tool through a series of structural propagation and transformation, thereby forming an impact removal effect of the cut material, which can improve the machinability of many difficult to machine materials. This technology has many advantages in the machining process, such as reducing cutting force and cutting heat, reducing tool wear and edge burrs, optimizing chip morphology, improving surface quality, reducing subsurface damage, and improving machining efficiency (the specific improvement effect of each machining process varies depending on the ultrasonic tool, material, process, etc.). Ultrasonic machining technology is a special machining technology developed based on power ultrasonic technology. It is essentially a physical removal process that does not involve changes in material properties. With the increasing demand for marketization, commercial standardized systems in ultrasonic machining technology have become the focus of current market demand. Relevant ultrasonic machining technologies have begun to go out of the laboratory and are being applied in precision machining of many typical difficult to machine materials, such as optical glass, sapphire, ceramics, alumina ceramics, titanium alloys, high-temperature alloys, carbon fiber composites, and aluminum based silicon carbide composites, Its application areas and typical cases are shown in Figure 1. In recent years, the extensive application of difficult to process materials in China has brought about a high demand for ultrasonic machining technology, which has promoted the marketization of this technology. Many research institutions and manufacturing enterprises have begun to industrialize the application of ultrasonic machining technology.

## 超声波刀柄 ULTRASONIC TOOL HOLDER

### ◆ 超声加工技术的应用

针对不同特性的被加工材料，超声加工的材料去除机理以及达到的效果有较大的区别。典型的难加工材料可分为硬脆性材料、复合材料和难加工金属类材料。硬脆性材料主要包括玻璃、陶瓷、钨钢以及陶瓷基材料等，该类材料常采用金刚石刀具进行加工，加工过程中主要需要考虑被加工材料的硬度以及超声加工过程中如何降低切削力、提高加工质量等问题。



超声波刀柄 Ultrasonic knife chuck

◎ There are significant differences in the material removal mechanism and achieved effects of ultrasonic machining for materials with different characteristics. Typical difficult to machine materials can be divided into hard brittle materials, composite materials, and difficult to machine metal materials. Hard and brittle materials mainly include glass, ceramics, tungsten steel, and ceramic based materials. These materials are often processed using diamond cutting tools. During the processing, the hardness of the processed material and how to reduce cutting force and improve machining quality during ultrasonic machining need to be considered.

### ◆ 不同材料在超声加工过程中表现出来的主要工艺特性如下。

The main process characteristics exhibited by different materials during ultrasonic machining are as follows.

复合材料主要包括碳纤维增强复合材料、芳纶纤维复合材料以及蜂窝类弱刚度复合材料，该类材料的加工主要需要根据材料特性选择合适的超声振动形式及超声振幅，以实现减小切削力、减缓刀具磨削的目的。难加工金属类材料主要包括钛合金、高温合金和高强钢等具有一定韧性的金属材料，该类材料的加工主要需要解决粘刀问题，以及降低切削温度、减缓刀具磨损，其超声振动要求和硬脆性材料有着较大的区别，一般使用扭振或者纵扭方式进行且对振幅的要求比较大，实现材料的完全断续切削和切削区的高效冷却润滑是金属类材料最理想的加工情况。

◎ Composite materials mainly include carbon fiber reinforced composite materials, aramid fiber composite materials, and honeycomb type weak stiffness composite materials. The processing of these materials mainly requires selecting appropriate ultrasonic vibration forms and ultrasonic amplitudes based on material characteristics to achieve the goal of reducing cutting force and slowing down tool grinding. Difficult to machine metal materials mainly include titanium alloys, high-temperature alloys, and high-strength steel, which have certain toughness. The processing of these materials mainly needs to solve the problem of tool sticking, reduce cutting temperature, and slow down tool wear. The ultrasonic vibration requirements are significantly different from those of hard and brittle materials. Generally, torsional vibration or longitudinal torsion methods are used, and the amplitude requirements are relatively large. The most ideal machining situation for metallic materials is to achieve complete intermittent cutting of materials and efficient cooling and lubrication of the cutting area.



超声波主轴 Ultrasonic spindle



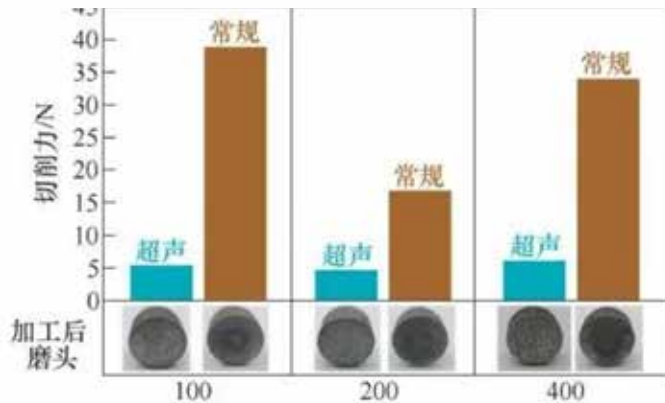
## 超声波刀柄 ULTRASONIC TOOL HOLDER

### (1) 硬脆材料

玻璃、陶瓷（氧化铝、氧化锆、碳化硅和氮化硅）、陶瓷基材料以及微晶玻璃等具有高硬度、易脆性的材料，主要加工难点在于加工表面损伤大、刀具磨损严重且加工效率低。采用超声加工后有利于改善切削状态，从而提高刀具寿命、提升表面质量并提高加工效率。超声加工和普通加工半导体碳化硅（SiC）时的平均切削力对比如下图所示。

#### (1) Hard and brittle materials

Materials with high hardness and brittleness, such as glass, ceramics (alumina, zirconia, silicon carbide, and silicon nitride), ceramic based materials, and microcrystalline glass, are mainly difficult to process due to large surface damage, severe tool wear, and low processing efficiency. The use of ultrasonic machining is beneficial for improving cutting conditions, thereby increasing tool life, improving surface quality, and increasing machining efficiency. The average cutting force comparison between ultrasonic machining and conventional machining of semiconductor silicon carbide (SiC) is shown in the following figure.



PCD 磨头粒度/目 PCD grinding head particle size/mesh

### (2) 复合材料

以碳纤维、芳纶纤维等为增强相的复合材料在加工过程中容易出现表面损伤、撕裂分层、加工效率低以及刀具磨损快等问题。采用超声加工后刀具的切削能力将大大增强，毛刺减少、刀具寿命延长。超声加工航空蜂窝材料如下图所示。

#### (2) composite

Composite materials reinforced with carbon fibers, aramid fibers, etc. are prone to surface damage, tearing and delamination, low processing efficiency, and fast tool wear during the processing. The cutting ability of the tool will be greatly enhanced after using ultrasonic machining, with reduced burrs and extended tool life. Ultrasonic processing of aviation honeycomb materials is shown in the following figure.





## 超声波刀柄 ULTRASONIC TOOL HOLDER

### (3)难加工金属材料

钛合金、高温合金、高强钢等具有一定韧性的金属材料在加工时加工温度高，容易出现粘刀、刀具磨损严重等问题。采用超声加工后有利于减小切削力、降低切削温度、改善切屑形态、减小粘刀现象以及延长刀具寿命。钛合金超声加工和普通加工时刀具磨损情况对比如下图所示。

#### (3)Difficult to process metal materials

Metal materials with certain toughness, such as titanium alloys, high-temperature alloys, and high-strength steels, are prone to problems such as tool sticking and severe tool wear when processed at high temperatures. The use of ultrasonic machining is beneficial for reducing cutting force, lowering cutting temperature, improving chip shape, reducing tool sticking, and extending tool life. The comparison of tool wear between titanium alloy ultrasonic machining and conventional machining is shown in the following figure.

#### a)不同去除量下刀具情况对比

Comparison of tool conditions under different removal amounts

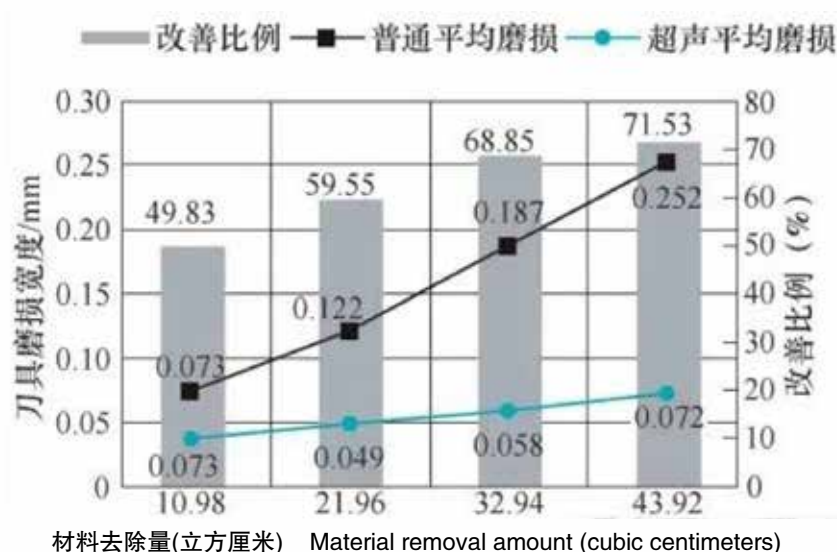


超声与非超声加工钛合金刀具磨损对比  
Comparison of wear between ultrasonic and non ultrasonic titanium alloy cutting tools

#### b)不同去除量下刀具磨损对比及改善比例

Comparison and improvement ratio of tool wear under different removal amounts

Comparison of tool conditions under different removal amounts



超声与非超声加工钛合金刀具磨损对比  
Comparison of wear between ultrasonic and non ultrasonic titanium alloy cutting tools

## 非标产品 NON-STANDARD PRODUCTS

### »» 非标产品 Non-standard Products

公司目前承接各种非标数控刀具、数控刀柄、夹头、检具、动力刀座及机床主轴、螺帽、扳手等非标产品。

All kinds of non-standard cutting tools can be customized according to the requirement.

#### 非标刀柄 Non-standard holder



#### 非标夹头 Non-standard Collet



#### HSK机床检具 HSK Machine tools checking fixture



#### 非标螺帽 Non-standard nut




#### 定制主轴 Customized spindle



#### 定制扳手 Customized spanner



可转位数控刀具系列 INDEXABLE CNC TOOL SERIES



可转位铣削刀具功能示意图 FUNCTIONAL SCHEMATIC DIAGRAM



## 高速、高精度**刀具**系列

### HIGH SPEED HIGH ACCURACY HIGH DURABILITY END MILL AND FACE MILL

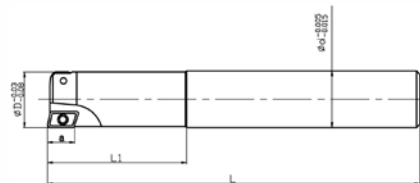
#### 立铣刀杆和端面铣刀盘特点：

- ◆材料：42CrMo；
- ◆硬度：42-46HRC；
- ◆整体预硬化，然后再精细加工，提高加工精度。
- ◆检查刀片和铣刀本体之间的间隙用塞尺小于0.02，刀片用完在轴向和径向方向 $\leq 0.03$ 时，降低表面粗糙度和延长工具的寿命。
- ◆深冷处理  
所有CNC铣刀和面铣刀超长冷处理，使残余奥氏体转变为马氏体、和纳米尺寸的碳化物颗粒的沉淀，提高工具，硬度，韧性，久性，并减少残余内应力。

#### Comprehensive features of end mill and face mill

- ◆Material: 42CrMo；
- ◆Hardness: 42-46HRC；
- ◆Overall pre-harden first, then fine processing, avoid transformation when proceed twice;
- ◆Inspect the gap between insert and milling body with feeler gauge less than 0.02, blade run out at axial and radial direction $\leq 0.03$ , reduce the surface roughness and prolong tool's life.
- ◆Cryogenic treatment  
All of the CNC end mills and face mills are processed long time cryogenic treatment Make the residual austenite into martensite and precipitate of nano-sized carbide particles, enhance tools' hardness, toughness, durability, and reduce the residual internal stress.
- ◆Thermal aging treatment  
Long time thermal aging treatment can get rid of the residual internal stress in grinding process.



**可转位数控刀具系列 INDEXABLE CNC TOOL SERIES**
**CD3001-01 TAP方肩铣刀杆 TAP RIGHT ANGLE SHOULDER END MILL**


- ◇ 整体淬火后精加工进行深冷处理及热时效，避免二次加工产生变形
- ◇ Overall pre-hard first, then fine processing, avoid transformation when proceed twice

订货号 Order No.	型号 Model No.	刃数 No. of flutes	尺寸 Size						适用刀片 Applicable inserts	螺钉 Clamp screw	扳手 Wrench
			D	d	L	L1	L2	a			
CD300101.1010120	TAP300R-10X120	1	10	10	120	30	-	9	APMT1135	A25050G M2.5x5	T8
CD300101.1212100	TAP300R-12X100	1	12	12	100	30	-	9			
CD300101.1212120	TAP300R-12X120	1	12	12	120	30	-	9			
CD300101.1212130	TAP300R-12X130	1	12	12	130	36	-	9			
CD300101.1212150	TAP300R-12X150	1	12	12	150	36	-	9			
CD300101.1312120	TAP300R-13X120-C12	1	13	12	120	30	-	9			
CD300101.1312150	TAP300R-13X150-C12	1	13	12	150	36	-	9			
CD300101.1616120	TAP300R-16X120	2	16	16	120	40	-	9	APMT1135	A25065G M2.5x6.5	
CD300101.1616160	TAP300R-16X160	2	16	16	160	40	-	9			
CD300101.1615160	TAP300R-16X160-C15.6	2	16	15.6	160	40	-	9			
CD300101.1616180	TAP300R-16X180	2	16	16	180	40	90	9			
CD300101.1615180	TAP300R-16X180-C15	2	16	15	180	40	-	9			
CD300101.1616200	TAP300R-16X200	2	16	16	200	40	100	9			
CD300101.1615161	TAP300R-16X160-C15	2	16	15	160	40	-	9			
CD300101.1716160	TAP300R-17X160-C16	2	17	16	160	40	-	9			
CD300101.1716200	TAP300R-17X200-C16	2	17	16	200	40	-	9			
CD300101.2020120	TAP300R-20X120	2/3	20	20	120	40	-	9			
CD300101.2020160	TAP300R-20X160	2/3	20	20	160	50	-	9			
CD300101.2019160	TAP300R-20X160-C19	2/3	20	19	160	50	-	9			
CD300101.2020180	TAP300R-20X180	2/3	20	20	180	50	90	9			
CD300101.2020181	TAP300R-20X180-C19	2/3	20	20	180	45	-	9			
CD300101.2020200	TAP300R-20X200	2/3	20	20	200	50	100	9			
CD300101.2019200	TAP300R-20X200-C19	2/3	20	19	200	50	-	9			
CD300101.2120160	TAP300R-21X160-C20	2/3	21	20	160	40	-	9			
CD300101.2120180	TAP300R-21X180-C20	2/3	21	20	180	50	-	9			
CD300101.2120200	TAP300R-21X200-C20	2/3	21	20	200	50	-	9			
CD300101.2525160	TAP300R-25X160	3	25	25	160	50	-	9			
CD300101.2524160	TAP300R-25X160-C24	3	25	24	160	50	-	9			
CD300101.2525200	TAP300R-25X200	3	25	25	200	75	-	9			
CD300101.2524200	TAP300R-25X200-C24	3	25	24	200	50	-	9			
CD300101.2625160	TAP300R-26X160-C25	3	26	25	160	40	-	9			
CD300101.2625200	TAP300R-26X200-C25	3	26	25	200	50	-	9			
CD300101.3025160	TAP300R-30X160-C25	3	30	25	160	50	-	9			
CD300101.3025200	TAP300R-30X200-C25	3	30	25	200	50	-	9			
CD300101.3025250	TAP300R-30X250-C25	3	30	25	250	50	-	9			
CD300101.3025300	TAP300R-30X300-C25	3	30	25	300	50	-	9			
CD300101.2525161	TAP400R-25X160	2	25	25	160	50	-	14	APMT1604	A40090G M4x9	T15
CD300101.2524161	TAP400R-25X160-C24	2	25	24	160	50	-	14			
CD300101.2525201	TAP400R-25X200	2	25	25	200	75	-	14			
CD300101.2524201	TAP400R-25X200-C24	2	25	24	200	50	-	14			
CD300101.2525250	TAP400R-25X250	2	25	25	250	50	115	14			



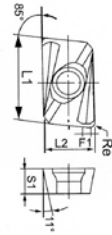
## 可转位数控刀具系列 INDEXABLE CNC TOOL SERIES

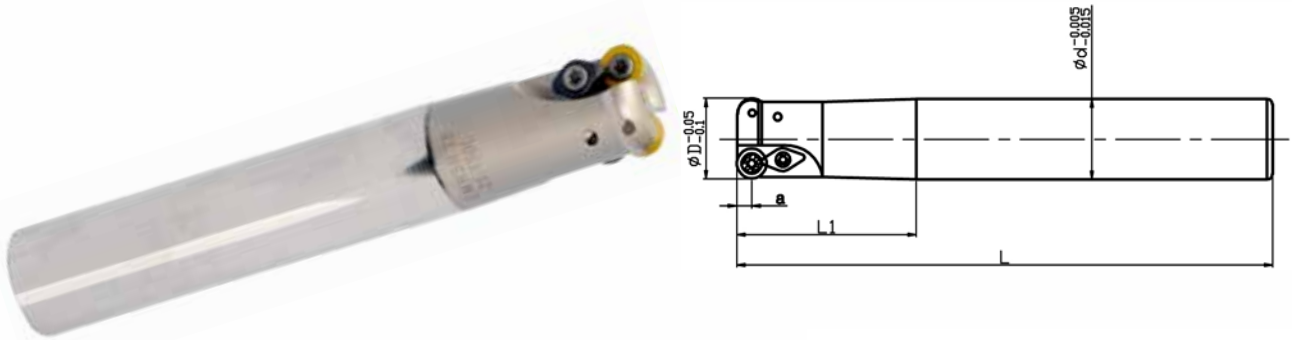
### CD3001-01 TAP 方肩铣刀 TAP RIGHT ANGLE SHOULDER END MILL

订货号 Order No.	型号 Model No.	刃数 No. of flutes	尺寸 Size						适用刀片 Applicable inserts	螺钉 Clamp screw	扳手 Wrench
			D	d	L	L1	L2	a			
CD300101.2524250	TAP400R-25X250-C24	2	25	24	250	50	-	14	APMT 1604	A40090G M4x9	T15
CD300101.2525300	TAP400R-25X300	2	25	25	300	60	165	14			
CD300101.2625160	TAP400R-26X160-C25	2	26	25	160	50	-	14			
CD300101.2625200	TAP400R-26X200-C25	2	26	25	200	50	-	14			
CD300101.2625250	TAP400R-26X250	2	26	25	250	50	-	14			
CD300101.3225160	TAP400R-32X160-C25	2/3	32	25	160	50	-	14			
CD300101.3225200	TAP400R-32X200-C25	2/3	32	25	200	50	-	14			
CD300101.3232200	TAP400R-32X200	2/3	32	32	200	80	-	14			
CD300101.3225250	TAP400R-32X250-C25	2/3	32	25	250	60	-	14			
CD300101.3232250	TAP400R-32X250	2/3	32	32	250	60	115	14			
CD300101.3232300	TAP400R-32X300	2/3	32	32	300	60	165	14			
CD300101.3232350	TAP400R-32X350	2/3	32	32	350	60	165	14			
CD300101.3532160	TAP400R-35X160-C32	3	35	32	160	50	-	14			
CD300101.3532200	TAP400R-35X200-C32	3	35	32	200	50	-	14			
CD300101.3532250	TAP400R-35X250-C32	3	35	32	250	60	-	14			
CD300101.3532300	TAP400R-35X300-C32	3	35	32	300	60	-	14			
CD300101.3532350	TAP400R-35X350-C32	3	35	32	350	60	-	14			
CD300101.4032160	TAP400R-40X160-C32	3	40	32	160	50	-	14			
CD300101.4032200	TAP400R-40X200-C32	3	40	32	200	50	-	14			
CD300101.4032250	TAP400R-40X250-C32	3	40	32	250	60	-	14			
CD300101.4032300	TAP400R-40X300-C32	3	40	32	300	60	-	14			
CD300101.4032350	TAP400R-40X350-C32	3	40	32	350	60	-	14			

### 可配用刀片 INSERTS

型号 Model No.	F7030	F620	VP15TF	UP20M	NX2525	NX4545	UT120T	HT110	NCM325	PC3535	PC3545	PC3530	PC6510	PD2000	H01	H101	H102	KC25	PP30	PC35	刀片形状 Insert shape	尺寸 Size (mm)						
																						L1	L2	S1	F1	Re		
APMT1135-H1	●	●	●★	●	●	●	●	●															11	6.35	3.5	1.5	0.4	MITSUBISHI(三菱)
APMT1135-H2	●	●	●★	●	●	●	●	●															11	6.35	3.5	1.2	0.8	
APMT1135-H3	●	●		●			●																11	6.35	3.5	0.8	1.2	
APMT1135-H4	●	●		●			●																11	6.35	3.5	0.4	1.6	
APMT1135-H6	●	●		●			●																11	6.35	3.5	0.4	2.4	
APMT1135-MO	●																						11	6.35	3.5	1.8	0.2	
APMT1135-M1	●																						11	6.35	3.5	1.5	0.4	
APMT1135-M2	●	●	●★			●																	11	6.35	3.5	1.2	0.8	
APGT1135-G2								●															11	6.35	3.5	1.2	0.8	
APMT1604-H1	●		●				●																16.5	9.525	4.76	1.7	0.4	
APMT1604-H2	●	●	●★	●	●	●	●	●															16.5	9.525	4.76	1.7	0.8	
APMT1604-H4	●						●																16.5	9.525	4.76	1.7	1.6	
APMT1604-H6	●						●																16.5	9.525	4.76	1.7	2.4	
APMT1604-H8	●						●																16.5	9.525	4.76	1.7	3.2	
APGT1604-M2	●	●	●★			●																	16.5	9.525	4.76	1.7	0.8	
APMT1604-G2	●						●																16.5	9.525	4.76	1.7	0.8	
APKT1604									●	●	●	●	●										16.4	9.525	4.76	-	0.8	KOPLOY 刀片
APKT1604-MA													●	●									16.4	9.525	4.76	-	0.8	



**可转位数控刀具系列 INDEXABLE CNC TOOL SERIES**
**CD3002-01 EMR/EMRW/TRS 圆鼻立铣刀  
 EMR/EMRW/TRS ROUND DOWEL END MILL**


- ◇整体淬火后精加工进行深冷处理及热时效，避免二次加工产生变形
- ◇Overall pre-hard first, then fine processing, avoid transformation when proceed twice




订货号 Order No.	型号 Model No.	刃数 No. of flutes	尺寸 Size(mm)						适用刀片 Applicable inserts	压板 Clamp piece	螺钉 Clamp screw	扳手 Wrench
			D	d	L	L1	L2	a				
CD300201.1212120	4Rx12x120	1	12	12	120	40	-	4	RPMW0802MO	-	A30070G M3x7	666T10
CD300201.1312120	4Rx13x120-C12	1	13	12	120	40	-	4				
CD300201.1615120	4Rx16x120-C15	2	16	15	120	40	-	4				
CD300201.1616120	4Rx16x120	2	16	16	120	40	-	4				
CD300201.1616160	4Rx16x160	2	16	16	160	40	-	4				
CD300201.1615160	4Rx16x160-C15	2	16	15	160	40	-	4				
CD300201.1615150	4Rx16x150-C15.6	2	16	15.6	150	40	-	4				
CD300201.1616161	4Rx16x160-C15.6	2	16	15.6	160	40	-	4				
CD300201.1616180	4Rx16x180	2	16	16	180	40	90	4				
CD300201.1616181	4Rx16x180-C15.6	2	16	15.6	180	40	-	4				
CD300201.1616200	4Rx16x200	2	16	16	200	40	100	4				
CD300201.1615200	4Rx16x200-C15	2	16	15	200	40	-	4				
CD300201.1716120	4Rx17x120-C16	2	17	16	120	40	-	4				
CD300201.1716160	4Rx17x160-C16	2	17	16	160	40	-	4				
CD300201.1716200	4Rx17x200-C16	2	17	16	200	40	-	4				
CD300201.2020160	4Rx20x160	2	20	20	160	50	-	4				
CD300201.2019160	4Rx20x160-C19	2	20	19	160	50	-	4				
CD300201.2020180	4Rx20x180	2	20	20	180	50	90	4				
CD300201.2019180	4Rx20x180-C19	2	20	19	180	50	-	4				
CD300201.2020200	4Rx20x200	2	20	20	200	50	100	4				
CD300201.2019200	4Rx20x200-C19	2	20	19	200	50	-	4				
CD300201.2120160	4Rx21x160-C20	2	21	20	160	50	-	4				
CD300201.2120200	4Rx21x200-C20	2	21	20	200	50	-	4				
CD300201.2020161	5R/6Rx20x160	2	20	20	160	50	-	5				
CD300201.2019161	5R/6Rx20x160-C19	2	20	19	160	50	-	5				
CD300201.2020181	5R/6Rx20x180	2	20	20	180	50	90	5				
CD300201.2020201	5R/6Rx20x200	2	20	20	200	50	100	5				
CD300201.2120161	5R/6Rx21x160-C20	2	21	20	160	50	-	5				
CD300201.2120201	5R/6Rx21x200-C20	2	21	20	200	50	-	5				
CD300201.2525160	5R/6Rx25x160	2	25	25	160	50	-	5				
CD300201.2520160	5R/6Rx25x160-C20	2	25	20	160	50	-	5				
CD300201.2524160	5R/6Rx25x160-C24	2	25	24	160	50	-	5				
CD300201.2525180	5R/6Rx25x180	2	25	25	180	50	-	5				
CD300201.2525200	5R/6Rx25x200	2	25	25	200	75	-	5				
CD300201.2525250	5R/6Rx25x250	2	25	25	250	60	115	5				
CD300201.2020181	5R/6Rx20x180	2	20	20	180	50	90	5				
CD300201.2020201	5R/6Rx20x200	2	20	20	200	50	100	5				
CD300201.2120161	5R/6Rx21x160-C20	2	21	20	160	50	-	5				
CD300201.2120201	5R/6Rx21x200-C20	2	21	20	200	50	-	5				
CD300201.2525160	5R/6Rx25x160	2	25	25	160	50	-	5				
CD300201.2520160	5R/6Rx25x160-C20	2	25	20	160	50	-	5				
CD300201.2524160	5R/6Rx25x160-C24	2	25	24	160	50	-	5				
CD300201.2525180	5R/6Rx25x180	2	25	25	180	50	-	5				
CD300201.2525200	5R/6Rx25x200	2	25	25	200	75	-	5				
CD300201.2525250	5R/6Rx25x250	2	25	25	250	60	115	5				

## 可转位数控刀具系列 INDEXABLE CNC TOOL SERIES

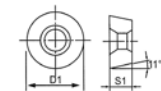
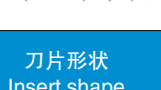

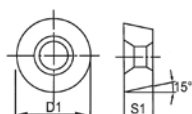

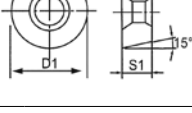
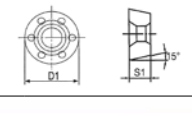

### CD3002-01 EMR/EMRW/TRS 圆鼻立铣刀 EMR/EMRW/TRS ROUND DOWEL END MILL

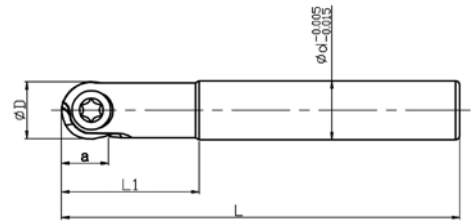
订货号 Order No.	型号 Model No.	刃数 No. of flutes	尺寸 Size						适用刀片 Applicable inserts	压板 Clamp piece	螺钉 Clamp screw	扳手 Wrench
			D	d	L	L1	L2	a				
CD300201.2525300	5R/6Rx25x300	2	25	25	300	60	165	5	RPMW1003MO RPMT10T3MOE RPMW1204MO RDMW1204MO	A-6R	A40090G M4X9 A35100F M3.5X10	T15
CD300201.2520200	5R/6Rx25x200-C20	2	25	20	200	50	-	5				
CD300201.2524200	5R/6Rx25x200-C24	2	25	24	200	50	-	5				
CD300201.2524250	5R/6Rx25x250-C24	2	25	24	250	60	-	5				
CD300201.2625160	5R/6Rx26x160-C24	2	26	25	160	50	-	5				
CD300201.2625200	5R/6Rx26x200-C25	2	26	25	200	50	-	5				
CD300201.3020110	5R/6Rx30x110-C20	2	30	20	110	40	-	5				
CD300201.3019110	5R/6Rx30x110-C19.05	2	30	19.05	110	40	-	5				
CD300201.3025160	5R/6Rx30x160-C25	2	30	25	160	50	-	5				
CD300201.3025200	5R/6Rx30x200-C25	2	30	25	200	60	-	5				
CD300201.3025250	5R/6Rx30x250-C25	2	30	25	250	60	-	5				
CD300201.3025300	5R/6Rx30x300-C25	2	30	25	300	60	-	5				
CD300201.3032300	5R/6Rx30x300-C32	2	30	32	300	60	-	5				
CD300201.3532160	5R/6Rx35x160-C32	2/3	35	32	160	50	-	5				
CD300201.3532200	5R/6Rx35x200-C32	2/3	35	32	200	50	-	5				
CD300201.3532250	5R/6Rx35x250-C32	2/3	35	32	250	60	-	5				
CD300201.3532300	5R/6Rx35x300-C32	3	35	32	300	60	-	5				
CD300201.3532350	5R/6Rx35x350-C32	3	35	32	350	60	-	5				
CD300201.4032160	5R/6Rx40x160-C32	3/4	40	32	160	50	-	5				
CD300201.4032200	5R/6Rx40x200-C32	4	40	32	200	50	-	5				
CD300201.4032250	5R/6Rx40x250-C32	4	40	32	250	60	-	5				
CD300201.4032300	5R/6Rx40x300-C32	4	40	32	300	60	-	5				
CD300201.4032350	5R/6Rx40x350-C32	4	40	32	350	60	-	5				
CD300201.5032200	5R/6Rx50x200-C32	4	50	32	200	60	-	5				
CD300201.5032250	5R/6Rx50x250-C32	4	50	32	250	60	-	5				
CD300201.5032300	5R/6Rx50x300-C32	4	50	32	300	60	-	5				
CD300201.5032350	5R/6Rx50x350-C32	4	50	32	350	60	-	5				



建议用环保节能型  
Suggest to use energy saving type

### 可配用刀片 INSERTS

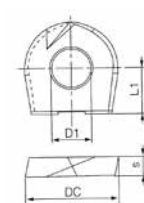
型号 Model No.	UP20M	NX2525	UT120T	F7030	VP15TF	SH8020	SH8250	JC3535	NIT	NAT	UMS	DX25	KT9	H101	H102	KC25	PP30	PC35	刀片形状 Insert shape	尺寸 Size (mm)					
																				D1	S1	排屑槽			
RPMW1003MO	●	●	●																		10	3.18	无	MITSUBISHI (三菱)	
RPMT10T3MOE				●	●	★															10	3.97	有		
RPMW1003MO						●	★	●	★													10	3.18	无	HITACHI(日立)
RPMW0802MO								●	●	●	●	●	●	●								8	2.38	无	DIJET(黛杰)
RPMW1003MO								●	●	●	●	●	●	●								10	3.18	无	
型号 Model No.	CY101H	CY15	CY25	CY150	CY250	GF30	TB6005	TB6020	TB6045	TB6060	PTH08M	WH10	H101	H102	KC25	PP30	PC35	刀片形状 Insert shape	尺寸 Size (mm)						
																					D1		S1	排屑槽	
RDMW0501MOEN					●	★					●	★									5	1.59	无	HITACHI (日立)	
RDMW0702MOEN					●	★					●	★									7	2.37	无		
RDHW0802MOTN				●	●	●				●	●										8	2.38	无		
10T3MOTN				●	●	●				●											10	3.97	无		
1204MOTN				●	●	●				●												12	4.76		无
1604MOTN				●	●	●				●												16	4.76		无
RDMT0802MOTN			●	●	●	★	●	★	●	●	●											8	2.38		有
0802MOEN	●												●									8	2.38		有
10T3MOTN			●	●	●	★	●	★	●	●	●											10	3.97		有
10T3MOEN	●												●									10	3.97		有
1204MOTN				●	●	★	●	★	●	●	●											12	4.76	有	
1204MOEN													●									12	4.76	有	
RDMW10T3MO																	●					10	3.97	无	WALTER (瓦尔特)
1204MO																	●	●					12	4.76	

**可转位数控刀具系列 INDEXABLE CNC TOOL SERIES**
**CD3003-01 T2139 球形精铣刀 T2139 COPY END FINE MILL**


- ◇整体淬火后精加工进行深冷处理及热时效，避免二次加工产生变形
- ◇Overall pre-hard first, then fine processing, avoid transformation when proceed twice

订货号 Order No.	型号 Model No.	尺寸 Size ( mm )					适用刀片 Applicable inserts	螺钉 Clamp screw	扳手 Wrench
		D	d	L	L1	a			
CD300301.0808110	T2139-4Rx110-C8	8	8	110	25	5	P320□-D08	A30070J-4R	T8
CD300301.0810110	T2139-4Rx110-C10	8	10	110	25	5			
CD300301.0812140	T2139-4Rx140-C12	8	12	140	55	5			
CD300301.1010130	T2139-5Rx130-C10	10	10	130	30	7	P320□-D10	A40090J-5R	T15
CD300301.1012130	T2139-5Rx130-C12	10	12	130	30	7			
CD300301.1010160	T2139-5Rx160-C10	10	10	160	30	7			
CD300301.1012160	T2139-5Rx160-C12	10	12	160	30	7	P320□-D12	A50090J-6R	T20
CD300301.1212130	T2139-6Rx130-C12	12	12	130	32	8			
CD300301.1212160	T2139-6Rx160-C12	12	12	160	32	8			
CD300301.1216160	T2139-6Rx160-C16	12	16	160	58.5	8	P320□-D16	A50130J-8R	T30
CD300301.1616160	T2139-8Rx160-C16	16	16	160	65	10			
CD300301.1616200	T2139-8Rx200-C16	16	16	200	65	10			
CD300301.1620200	T2139-8Rx200-C20	16	20	200	65	10	P320□-D20	A50165J-10R	T30
CD300301.2020160	T2139-10Rx160-C20	20	20	160	45	12.5			
CD300301.2020200	T2139-10Rx200-C20	20	20	200	76	12.5			
CD300301.2025250	T2139-10Rx250-C25	20	25	250	120	12.5	P320□-D25	A60210J-12.5R	T30
CD300301.2525160	T2139-12.5Rx160-C25	25	25	160	45	15			
CD300301.2525200	T2139-12.5Rx200-C25	25	25	200	76	15			
CD300301.2532200	T2139-12.5Rx200-C32	25	32	200	98	15	P320□-D30	A8025J-15R/16R	T30
CD300301.2532250	T2139-12.5Rx250-C32	25	32	250	120	15			
CD300301.3032200	T2139-15Rx200-C32	30	32	200	80	18			
CD300301.3040250	T2139-15Rx250-C40	30	40	250	121	18	P320□-D32	A8025J-15R/16R	T30
CD300301.3232200	T2139-16Rx200-C32	32	32	200	80	19			
CD300301.3240250	T2139-16Rx250-C40	32	40	250	121	19			

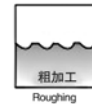
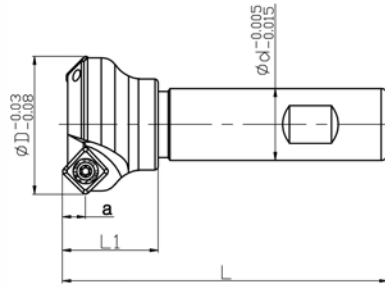
**可配用刀片 INSERTS**

型号 Model No.	WTA61	WAP25	WAP35	WXM35	WAK15	NX25 25	WXH15	WCB50	WCB80	刀片形状 Insert shape	尺寸 Size ( mm )			
											DC	D1	L1	S
P320□-D08	●	●	●★	●	●	●★	●	●	●		8	3	4	2.0
-D10	●★	●	●	●	●	●★	●	●	●		10	4	5	2.5
-D12	●★	●	●	●	●	●★	●	●	●		12	5	6	2.5
-D16	●★	●	●	●	●	●★	●	●	●		16	5	6	3.0
-D20	●★	●	●	●	●	●★	●	●	●		20	5	6	3.0
-D25	●★	●	●	●	●	●★	●	●	●		25	6	9	4.0
-D30	●	●	●	●	●	●	●	●	●		30	8	10	5.0
-D32	●	●	●	●	●	●	●	●	●		32	8	10	5.0

可订制日立、戴杰刀片精铣刀杆 Can be custom-made Hitachi, Dijet insert end mill

可转位数控刀具系列 INDEXABLE CNC TOOL SERIES

CD3004-01 KM 45° 立铣刀杆 KM END MILL



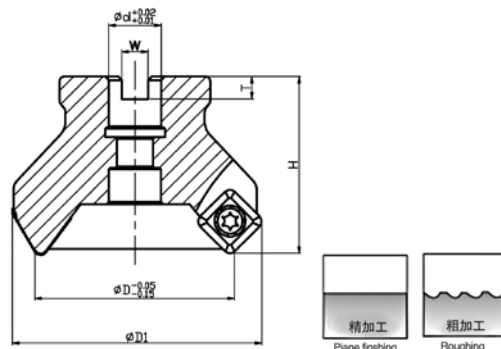
- ◇整体淬火后精加工进行深冷处理及热时效，避免二次加工产生变形
- ◇Overall pre-hard first, then fine processing, avoid transformation when proceed twice

订货号 Order No.	型号 Model No.	刃数 No. of flutes	尺寸 Size					适用刀片 Applicable inserts	螺钉 Clamp screw	扳手 Wrench
			D	d	L	L1	a			
CD300401.2520120	KM09-25x120-C20	4	25	20	120	-	4.5	SEEX09T3	A30070E M3x7	T8
CD300401.2525120	KM09-25x120-C25	4	25	25	120	32	4.5			
CD300401.3225120	KM09-32x120-C25	4	32	25	120	-	4.5			
CD300401.3232120	KM09-32x120-C32	4	32	32	120	32	4.5			
CD300401.3220120	KMO12-32x120-C20	3	32	20	120	-	6	SEHT1204	A50110D M5x11	T20
CD300401.3225121	KMO12-32x120-C25	3	32	25	120	-	6			
CD300401.4020120	KMO12-40x120-C20	3	40	20	120	-	6			
CD300401.4025120	KMO12-40x120-C25	3	40	25	120	-	6			
CD300401.4032120	KMO12-40x120-C32	3	40	32	120	-	6	45度铣刀杆 接柄	组装图	
CD300401.5020120	KM12-50x120-C20	3	50	20	120	-	6			
CD300401.5025120	KM12-50x120-C25	3	50	25	120	35	6			
CD300401.5032120	KM12-50x120-C32	3	50	32	120	35	6			
CD300401.6320120	KM12-63x120-C20	3	63	20	120	-	6			
CD300401.6325120	KM012-63x120-C25	3	63	25	120	35	6			
CD300401.6332120	KM012-63x120-C32	3	63	32	120	35	6			

可配用刀片 INSERTS

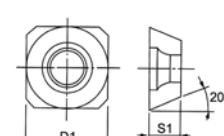
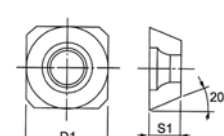
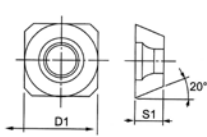
型号 Model No.	WAP25	WAP35	WTP35	WXP45	WPM	WXM35	WAK15	WAK25	WKM	WK10	NCM325	PC3535	PC9350	PC6510	PC230	CN80	H01	刀片形状 Insert shape	尺寸 Size (mm)			
																			D1	S1	排屑槽	
SEHT 1204AFN	●	●	●	●						●									12.7	4.76	有	WALTER (瓦尔特)
1204AFN-K88										●									12.7	4.76	有	
SEHW 1204AFN	●	●	●	●	●	●	●	●	●										12.7	4.76	无	KORLOY (克劳伊)
SECA 1204AFSN											●	●							12.7	4.76	无	
1204AFTN													●	●	●			12.7	4.76	无		
1204AFFN													●					12.7	4.76	无		
1204AFEN											●								12.7	4.76	无	
SEHT 1204AFFN-M																	●		12.7	4.76	无	
型号 Model No.	PTE25	PFZ	MP91M	PMG	GH1	SK10	刀片形状 Insert shape										尺寸 Size (mm)					
							D1	S1	排屑槽													
SEET 1204AFSN-M01	●																		12.7	4.76	有	STELLRAW (斯特拉姆)
1204AFFN-F01				●															12.7	4.76	有	
SEET 1204AF4B		●	●															12.7	4.76	有		
1204FFN					●													12.7	4.76	有		
SEHW 1204AFN						●												12.7	4.76	无		



**可转位数控刀具系列 INDEXABLE CNC TOOL SERIES**
**CD3005-01 KM - 45° 面铣刀盘 KM- 45° FACE MILL**


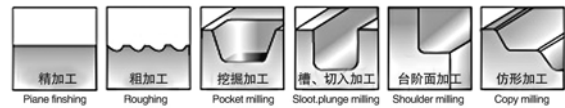
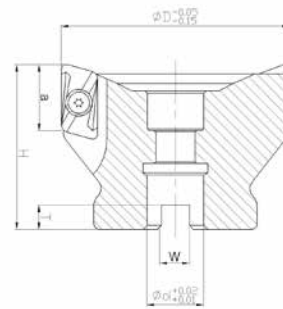
配有钢件、铸件、铝件、多种材质刀片  
 Match blade with difference material, such as steel, Casting and Aluminum

订货号 Order No.	型号 Model No.	尺寸 Size						圆垫片 Circular cushin	通用刀片 Applicable inserts	螺钉 Clamp screw	扳手 Wrench
		D	D1	d	H	W	T				
CD300501.5022045	KM09 - 50 - 22 - 4T	50	64	22	50	10.4	6.3	-	SEEX	A30070E	T8
CD300501.6322045	KM09 - 63 - 22 - 4T	63	77	22	50	10.4	6.3	-	09T3	M3x7	
CD300501.5023045	KM12 - 50 - 22 - 4T	50	64	22	50	10.4	6.3	-			
CD300501.6323045	KM12 - 63 - 22 - 4T	63	77	22	50	10.4	6.3	-			
CD300501.8027045	KM12 - 80 - 27 - 5T	80	94	27	50	12.4	7	-			
CD300501.1032045	KM12 - 100 - 32 - 5T	100	114	32	50	14.4	8	FMB - 32 - SHIM			
CD300501.1340045	KM12 - 125 - 40 - 6T	125	139	40	63	16.4	9	FMB - 40 - SHIM			
CD300501.1640045	KM12 - 160 - 40 - 9T	160	174	40	63	16.4	9	FMB - 40 - SHIM			
CD300501.5025045	KM12 - 50 - 25.4 - 4T	50	64	25.4	50	10	6	-	SEKT	A501105D	T20
CD300501.6325045	KM12 - 63 - 25.4 - 4T	63	77	25.4	50	10	6	-	1204	M5x11	
CD300501.8025045	KM12 - 80 - 25.4 - 5T	80	94	25.4	50	10	6	-			
CD300501.1032046	KM12 - 100 - 31.75 - 5T	100	114	31.75	50	13	8	FMB - 31.75 - SHIM			
CD300501.1338045	KM12 - 125 - 38.1 - 6T	125	139	38.1	63	16.2	10	FMB - 38.1 - SHIM			
CD300501.1638045	KM12 - 160 - 38.1 - 6T	160	174	38.1	63	16.2	10	FMB - 38.1 - SHIM			
CD300501.2038045	KM12 - 200 - 38.1 - 9T	200	214	38.1	63	16.2	10	FMB - 38.1 - SHIM			
CD300501.2560045	KM12 - 250 - 60 - 12T	250	264	60	63	16.2	10	FMB - 60 - SHIM			

型号 Model No.	WAP25	WAP35	WTP35	WXP45	WPM	WXM35	WAK15	WAK25	WKM	WK10	NCM325	PC3535	PC3550	PC6510	PC230	CN30	H01	刀片形状 Insert shape	尺寸 Size ( mm )			
																			D1	S1	排屑槽	
SEHT 1204AFN		●	●	●		●				●									12.7	4.76	有	WALTER (瓦尔特)
1204AFN-K88										●									12.7	4.76	有	
SEHW 1204AFN	●	●	●		●	●	●	●											12.7	4.76	无	KORLOY (克劳伊)
SECA 1204AFSN											●	●							12.7	4.76	无	
1204AFTN													●		●	●		12.7	4.76	无		
1204AFFN													●					12.7	4.76	无		
1204AFEN											●								12.7	4.76	无	
SEHT 1204AFFN-M																	●		12.7	4.76	无	
型号 Model No.	H101	H102	KC25	PP30	PC35	PTE25	PFZ	MP91M	PMG	GH1	SK10	刀片形状 Insert shape	尺寸 Size ( mm )									
													D1	S1	排屑槽							
SEET 1204AFSN-M01						●							12.7	4.76	有	STELLRAM (斯特拉姆)						
1204AFFN-F01										●			12.7	4.76	有							
SEHT 1204AF4B										●		12.7	4.76	有								
1204AFFN										●		12.7	4.76	有								
SEHW 1204AFN										●		12.7	4.76	无								

可转位数控刀具系列 INDEXABLE CNC TOOL SERIES

CD3006-01 TAP 方肩铣刀盘 TAP RIGHT ANGLE SHOULDER FACE MILL



订货号 Order No.	型号 Model No.	尺寸 Size (mm)						圆垫片 Circular cushion	通用刀片 Applicable inserts	螺钉 Clamp screw	扳手 Wrench
		D	d	H	W	T	a				
CD300601.5022090	TAP400R - 50 - 22 - 4T	50	22	50	10.4	6.3	14	-	APMT 1604 PDER	A40100J M4x10	T15
CD300601.6322090	TAP400R - 63 - 22 - 4T	63	22	50	10.4	6.3	14	-			
CD300601.6323090	TAP400R - 63 - 22 - 5T	63	22	50	10.4	6.3	14	-			
CD300601.8027090	TAP400R - 80 - 27 - 6T	80	27	50	12.4	7	14	-			
CD300601.1032090	TAP400R - 100 - 32 - 6T	100	32	50	14.4	8	14	FMB - 32 - SHIM			
CD300601.1340090	TAP400R - 125 - 40 - 6T	125	40	63	14.4	8	14	FMB - 40 - SHIM			
CD300601.1640090	TAP400R - 160 - 40 - 9T	160	40	63	14.4	8	14	FMB - 40 - SHIM			
CD300601.2060090	TAP400R - 200 - 60 - 9T	200	60	63	25.7	14	14	-			
CD300601.2061090	TAP400R - 200 - 60 - 12T	200	60	63	25.7	14	14	-			
CD300601.2560090	TAP400R - 250 - 60 - 12T	250	60	63	25.7	14	14	-			
CD300601.5025090	TAP400R - 50 - 25.4 - 4T	50	25.4	50	10	6	14	-			
CD300601.6325090	TAP400R - 63 - 25.4 - 4T	63	25.4	50	10	6	14	-			
CD300601.6326090	TAP400R - 63 - 25.4 - 5T	63	25.4	50	10	6	14	-			
CD300601.8025090	TAP400R - 80 - 25.4 - 6T	80	25.4	50	10	6	14	-			
CD300601.1031090	TAP400R - 100 - 31.75 - 6T	100	31.75	50	13	8	14	FMB - 31.75 - SHIM			


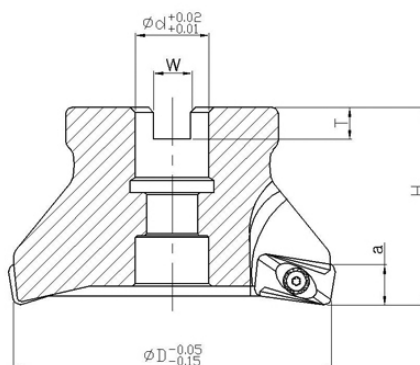

注：接受非标定制  
Notice: accept nonstandard as custom order

可配用刀片 INSERTS

型号 Model No.	F7030	F620	VP15TF	UP20M	NX2525	NX4545	UT120T	HT110	NCM325	PC3535	PC3545	PC3530	PC6510	PD2000	H01	H101	H102	KC25	PP30	PC35	刀片形状 Insert shape	尺寸 Size (mm)						
																						L1	L2	S1	F1	Re		
APMT1604PDER - H1	●		●				●																16.5	9.525	4.76	1.7	0.4	MITSUBISHI (三井)
APMT1604PDER - H2	●	●	●★	●	●	●★	●	●															16.5	9.525	4.76	1.7	0.8	
APMT1604PDER - H4	●						●																16.5	9.525	4.76	1.7	1.6	
APMT1604PDER - H6	●						●																16.5	9.525	4.76	1.7	2.4	
APMT1604PDER - H8	●						●																16.5	9.525	4.76	1.7	3.2	
APMT1604PDER - M2	●	●	●★			●																	16.5	9.525	4.76	1.7	0.8	
APGT1604PFDR - G2	●						●																16.5	9.525	4.76	1.7	0.8	
APKT1604PDSR									●	●	●	●	●									16.4	9.525	4.76	-	0.8	KORLOY 克洛姆	
1604PDFR - MA														●	●★							16.4	9.525	4.76	-	0.8		

可转位数控刀具系列 INDEXABLE CNC TOOL SERIES

CD3007-01 RAP 75° 面铣刀盘 RAP 75° FACE MILL



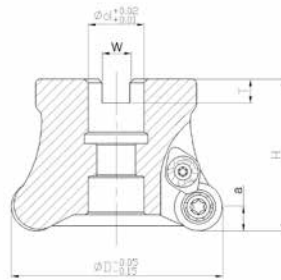
订货号 Order No.	型号 Model No.	尺寸 Size ( mm )						圆垫片 Circular cushin	通用刀片 Applicable inserts	螺钉 Clamp screw	扳手 Wrench
		D	d	H	W	T	a				
CD300701.6322075	RAP400R-63-22-4T	63	22	50	10.4	6.3	8	-	APMT1604PDER	A40100J M4x10	T15F T15
CD300701.8027075	RAP400R-80-27-5T	80	27	50	12.4	7	8	-			
CD300701.1032075	RAP400R-100-32-6T	100	32	50	14.4	8	8	FMB-32-SHIM			
CD300701.1340075	RAP400R-125-40-6T	125	40	63	16.4	9	8	FMB-40-SHIM			
CD300701.1640075	RAP400R-160-40-6T	160	40	63	16.4	9	8	FMB-40-SHIM			
CD300701.2060075	RAP400R-200-60-9T	200	60	63	25.7	14	8	-			
CD300701.2560075	RAP400R-250-60-9T	250	60	63	25.7	14	8	-			
CD300701.6325075	RAP400R-63-25.4-4T	63	25.4	50	10	6	8	-			
CD300701.8025075	RAP400R-80-25.4-5T	80	25.4	50	10	6	8	-			
CD300701.1031075	RAP400R-100-31.75-6T	100	31.75	50	13	8	8	FMB-31.75-SHIM			

可配用刀片 INSERTS

型号 Model No.	F7030	F620	VP15TF	UP20M	NX2525	NX4545	UT120T	HT110	NCM325	PC3535	PC3545	PC3530	PC6510	PD2000	H01	H101	H102	KC25	PP30	PC35	刀片形状 Insert shape	尺寸 Size ( mm )					
																						L1	L2	S1	F1	Re	
APMT1604PDER-H1	●	●					●															16.5	9.525	4.76	1.7	0.4	MITSUBISHI(三菱)
1604PDER-H2	●	●	●	●	●	●	●															16.5	9.525	4.76	1.7	0.8	
1604PDER-H4	●						●															16.5	9.525	4.76	1.7	1.6	
1604PDER-H6	●						●															16.5	9.525	4.76	1.7	2.4	
1604PDER-H8	●						●															16.5	9.525	4.76	1.7	3.2	
APMT1604PDER-M2	●	●	●			●																16.5	9.525	4.76	1.7	0.8	
APGT1604PFDR-G2	●						●															16.5	9.525	4.76	1.7	0.8	
APKT1604PDSR									●	●	●	●	●										16.4	9.525	4.76	-	
1604PDFR-MA													●	●							16.4		9.525	4.76	-	0.8	

可转位数控刀具系列 INDEXABLE CNC TOOL SERIES

CD3008-01 EMR/TPS/EMRW 仿型铣刀盘 EMR/TPS/EMRW ROUND DOWEL FACE MILL

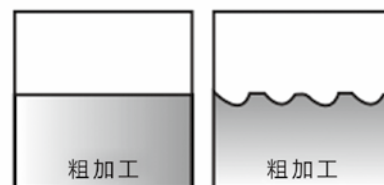



订货号 Order No.	型号 Model No.	尺寸 Size (mm)						圆垫片 Circular cushin	通用刀片 Applicable inserts	压板 Clamp piece	螺钉 Clamp screw	扳手 Wrench
		D	d	H	W	T	a					
CD300801.5022005	5R-50-22-4T	50	22	50	10.4	6.3	5	-	RPMW1003MO RPMW10T3MOE	A-5R	A40100J/ A35100F M4x10/N3.5x10	T15F T15
CD300801.6322005	5R-63-22-4T	63	22	50	10.4	6.3	5	-				
CD300801.6323005	5R-63-22-5T	63	22	50	10.4	6.3	5	-				
CD300801.8027005	5R-80-27-6T	80	27	50	12.4	7	5	-				
CD300801.1032005	5R-100-32-6T	100	32	50	14.4	8	5	FMB-32-SHIM	RPMW T1204MO	A-6R	A40100J M4x10	
CD300801.5022006	6R-50-22-4T	50	22	50	10.4	6.3	6	-				
CD300801.6322006	6R-63-22-4T	63	22	50	10.4	6.3	6	-				
CD300801.6323006	6R-63-22-5T	63	22	50	10.4	6.3	6	-				
CD300801.8027006	6R-80-27-6T	80	27	50	12.4	7	6	-				
CD300801.1032006	6R-100-32-6T	100	32	50	14.4	8	6	FMB-32-SHIM				
CD300801.1340006	6R-125-40-6T	125	40	63	16.4	9	6	FMB-40-SHIM	-			
CD300801.1640006	6R-160-40-9T	160	40	63	16.4	9	6	FMB-40-SHIM				
CD300801.2060006	6R-200-60-9T	200	60	63	25.7	14	6	-				

注：接受非标订制  
Notice: accept nonstandard as custom order

可配用刀片 INSERTS

型号 Model No.	F7030	F620	VP15TF	NX4545	UT120T	TN100M	PR510	PR660	PP730	KW10	H101	H102	KC25	PP30	PC35	刀片形状 Insert shape	尺寸 Size (mm)						
																	D1	S1	排屑槽				
RPMT1204MOE-JS	●	●★	●★														12	4.76	有	MITSUBISHI (三菱)			
RPMT1204MO							●	●	●	●							12	4.76	有	KYOCERA (京瓷)			
RPMT1204MO - H					●	●	●	●	●								12	4.76	有				
RPMW1204MOE	●	●		●	●	●											12	4.76	无	MITSUBISHI (三菱)			
RPMW1204MOT			●														12	4.76	无				
型号 Model No.	UP20M	NX2525	UT120T	F7030	VP15TF	SH8020	SH8250	JC3535	NIT	NAT	UMS	DX25	KT9	H101	H102	KC25	PP30	PC35	刀片形状 Insert shape	尺寸 Size (mm)			
D1																				S1	排屑槽		
PMW1003MO	●	●	●																	10	3.18	无	MITSUBISHI (三菱)
PMT10T3MOE				●	●															10	3.97	有	
PMW1003MOEN						●★	●★													10	3.18	无	HITACHI (日立)
PMW1003MO								●	●	●	●	●	●							10	3.18	无	DIJET (黛杰)

**可转位数控刀具系列 INDEXABLE CNC TOOL SERIES**
**EMR/TPS/EMRW 铝合金刀体刀盘**


Riane

Roughing

配有钢件、铸件、铝件、多种材质刀片  
 Equipped with steel, casting, aluminum, various material of blade

库存刃径 ( Inventory blade diameter ) :

Φ40、Φ50、Φ63、Φ80、Φ100、Φ125、Φ160、  
 Φ200、Φ250、Φ300

**CD3009-01 不带微调刀垫APKT1604/90° Without trimming knife pad APKT1604/90°**

订货号 Order No.	型号 Model No.	尺寸 Size ( mm )					通用刀片 Applicable inserts	螺钉 Clamp screw	扳手 Wrench
		D	c	H	W	T			
CD300901.4016050	AP16-40-16-3T-A	40	16	50	8.5	5	APKT1604PD	M4*10	T15
CD300901.5022050	AP16-50-22-4T-A	50	22	50	10.4	6.3			
CD300901.6322050	AP16-63-22-4T-A	63	22	50	10.4	6.3			
CD300901.6323050	AP16-63-22-5T-A	63	22	50	10.4	6.3			
CD300901.8027050	AP16-80-27-6T-A	80	27	50	12.4	7			
CD300901.1032050	AP16-100-32-6T-A	100	32	50	14.4	8			
CD300901.1340060	AP16-125-40-6T-A	125	40	60	16.4	9			
CD300901.1640060	AP16-160-40-8T-A	160	40	60	16.4	9			
CD300901.2040060	AP16-200-40-10T-A	200	40	60	16.4	9			
CD300901.2540060	AP16-250-40-12T-A	250	40	60	16.4	9			

**CD3009-02 带刀垫微调APKT1604/90° Trimming knife pad APKT1604/90°**

订货号 Order No.	型号 Model No.	尺寸 Size ( mm )					通用刀片 Applicable inserts	螺钉 Clamp screw	扳手 Wrench
		D	c	H	W	T			
CD300902.6322050	AP16-63-22-4T-B	63	22	50	10.4	6.3	APKT1604PD	M4*10	T15
CD300902.8027050	AP16-80-27-6T-B	80	27	50	12.4	7			
CD300902.1027050	AP16-100-27-6T-B	100	27	50	12.4	8			
CD300902.1340060	AP16-125-40-6T-B	125	40	60	16.4	9			
CD300902.1640060	AP16-160-40-6T-B	160	40	60	14.4	9			
CD300902.2040060	AP16-200-40-6T-B	200	40	60	16.4	9			
CD300902.2540060	AP16-250-40-12T-B	250	40	60	16.4	9			
CD300902.3240060	AP16-315-40-15T-B	315	40	60	16.4	9			
CD300902.4060060	AP16-400-60-18T-B	400	60	60	26.3	14			



## 可转位数控刀具系列 INDEXABLE CNC TOOL SERIES

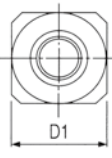
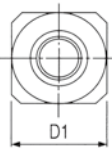
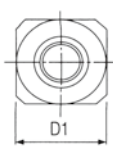
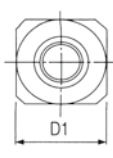
CD3009-03 不带微调刀垫SE1204/45° Without trimming knife pad SE1204/45°

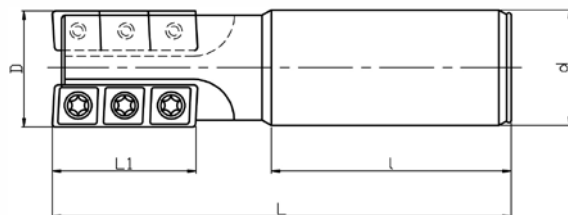


订货号 Order No.	型号 Model No.	尺寸 Size ( mm )					通用刀片 Applicable inserts	螺钉 Clamp screw	扳手 Wrench
		D	c	H	W	T			
CD300903.5022050	SE12-50-22-4T-A	50	22	50	10.4	6.3	SEHT1204	M5*12	T20
CD300903.6322050	SE12-63-22-4T-A	63	22	50	10.4	6.3			
CD300903.6323050	SE12-63-22-5T-A	63	22	50	10.4	6.3			
CD300903.8027050	SE12-80-27-6T-A	80	27	50	12.4	7			
CD300903.1032050	SE12-100-32-6T-A	100	32	50	14.4	8			
CD300903.1340060	SE12-125-40-6T-A	125	40	60	16.4	9			
CD300903.1640060	SE12-160-40-8T-A	160	40	60	16.4	9			
CD300903.2040060	SE12-200-40-10T-A	200	40	60	16.4	9			
CD300903.2540060	SE12-250-40-10T-B	250	40	60	16.4	9			

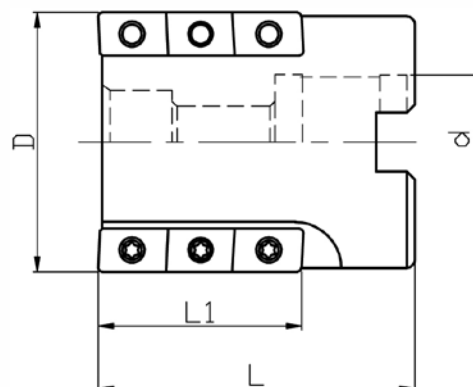

CD3009-04 带刀垫微调SE1204/45° C

订货号 Order No.	型号 Model No.	尺寸 Size ( mm )					通用刀片 Applicable inserts	螺钉 Clamp screw	扳手 Wrench
		D	c	H	W	T			
CD300904.6322050	SE12-63-22-4T-B	63	22	50	10.4	6.3	SEHT1204	M5*12	T20
CD300904.8027050	SE12-80-27-6T-B	80	27	50	12.4	7			
CD300904.1032050	SE12-100-32-6T-B	100	32	50	14.4	8			
CD300904.1340060	SE12-125-40-6T-B	125	40	60	16.4	9			
CD300904.1640060	SE12-160-40-8T-B	160	40	60	16.4	9			
CD300904.2040060	SE12-200-40-10T-B	200	40	60	16.4	9			
CD300904.2540060	SE12-250-40-12T-B	250	40	60	16.4	9			
CD300904.3240060	SE12-315-40-15T-B	315	40	60	16.4	9			
CD300904.4060060	SE12-400-60-18T-B	400	60	60	26.3	14			

型号 Model No.	WAP25	WAP35	WTP35	WXP45	WPM	WXM35	WAK15	WAK25	WKM	WK10	NCM325	PC3635	PC9630	PC6510	PC230	CN30	H01	刀片形状 Insert shape	尺寸 Size ( mm )			
																			D1	S1	排屑槽	
SEHT 1204AFN		●	●	●		●				●									12.7	4.76	有	WALTER (瓦尔特)
1204AFN-K88										●									12.7	4.76	有	
SEHT 1204AFN	●	●	●	●	●	●	●	●											12.7	4.76	无	KORLOY (刀片)
SECA 1204AFSN											●	●							12.7	4.76	无	
1204AFTN													●	●	●			12.7	4.76	无		
1204AFFN													●					12.7	4.76	无		
1204AFEN											●							12.7	4.76	无		
SEHT 1204AFFN-M																	●	12.7	4.76	无		
型号 Model No.	H101	H102	KC25	PP30	PTE25	PFZ	MP91M	PMG	GH1	SK10	刀片形状 Insert shape						尺寸 Size ( mm )					
																		D1	S1		排屑槽	
SEET 1204AFSN-M01					●														12.7	4.76	有	STELLRAM (使特龙)
1204AFFN-F01								●											12.7	4.76	有	
SEHT 1204AF4B						●	●												12.7	4.76	有	
1204AFFN									●										12.7	4.76	有	
SEHW1204AFN										●								12.7	4.76	无		

**可转位数控刀具系列 INDEXABLE CNC TOOL SERIES**
**CD3010-01 EKP 粗切削玉米铣刀 EKP ROUGHING CUT CORN MILLING CUTTER**


订货号 Order No.	型号 Model No.	D	d	L	l	L1	刃数 No. of flutes	刀片数 Blade number	刀片 Blade	刀片螺丝 Blade screw	扳手 wrench
CD301001.3232120	EKP-16R3232-42M	32	32	120	60	42	2	6	AP..1604	RS-010-M4	T15
CD301001.3232150	EKP-16R3232-70M	32	32	150	60	70	2	10	AP..1604	RS-010-M4	T15
CD301001.4032135	EKP-16R4032-56M	40	32	135	60	56	3	12	AP..1604	RS-010-M4	T15
CD301001.4032160	EKP-16R4032-70M	40	32	160	70	70	3	14	AP..1604	RS-010-M4	T15
CD301001.5042170	EKP-16R5042-70M	50	42	170	70	70	3	14	AP..1604	RS-010-M4	T15
CD301001.5051220	EKP-16R5050.8-112M	50	50.8	220	80	112	3	24	AP..1604	RS-010-M4	T15

**CD3010-02 SKP 粗切削玉米铣刀 SKP ROUGHING CUT CORN MILLING CUTTER**


订货号 Order No.	型号 Model No.	D	d	L	L1	刃数 No. of flutes	刀片数 Blade number	刀片 Blade	刀片螺丝 Blade screw	扳手 wrench
CD301002.5022055	SKP-50Q22-42M	50	22	55	42	3	9	AP..1604	RS-010-M4	T15
CD301002.6327063	SKP-63Q27-42M	63	27	63	42	4	12	AP..1604	RS-010-M4	T15
CD301002.8032085	SKP-80Q32-70M	80	32	85	70	5	25	AP..1604	RS-010-M4	T15

## 高效钨钢抗震铣、镗刀杆

HIGH EFFICIENCY HIGH SPEED HIGH HARDNESS  
 ANTI-SHOCK TUNGSTEN STEEL CNC MILLING SHNAK,BORE ARBOR

### 钨钢抗震刀杆加工特点:

#### Processing Advantages of Administrator-shock Cutting Tool:

提高表面光洁度，提升加工质量

Improve The Surface Finish,Vertical Degree.

提高尺寸精准度

Improve the Dimension Precision.

适合大悬伸工件加工

Suitable For Large Overhanging Workpiece Machining.

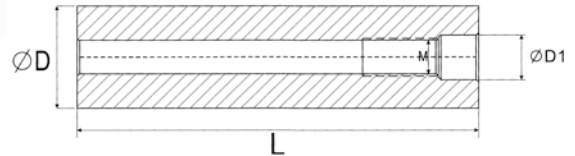
节省刀片，降低成本

Save Blade,Reduce The Cost.

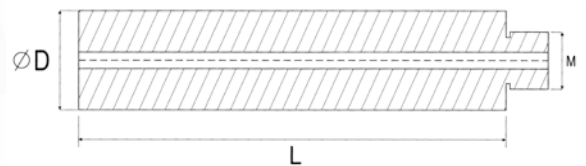
一杆多用省时省力

A Multi-Purpose Rod Which Save Time And Effort.

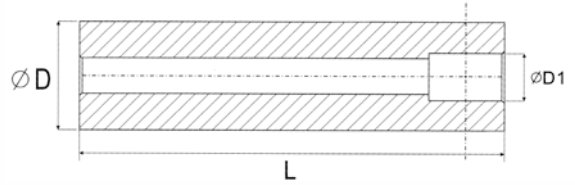


**钨钢抗震铣、镗刀杆 ANTI-SHOCK TUNGSTEN STEEL CNC MILLING SHNAK,BORE ARBOR**
**CD3101-01 锁牙式抗震刀杆MFT系列**
**ANTI-SHOCK TUNGSTEN STEEL CNC MILLING SHNAK,BORE ARBOR**


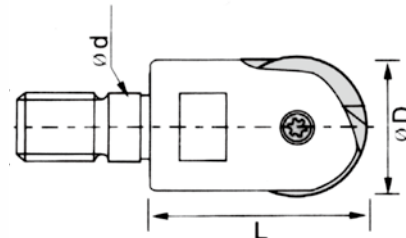
订货号 Order No.	型号 Model No.	L(mm)	$\Phi D$	$\Phi D1$	M
CD310101.0845100	MFT09-08-100-M4	100	$\Phi 8$	$\Phi 4.5$	M4
CD310101.1055150	MFT11-10-(80-150)-M5	80-150	$\Phi 10$	$\Phi 5.5$	M5
CD310101.1265200	MFT13-12-(100-200)-M6	100-200	$\Phi 12$	$\Phi 6.5$	M6
CD310101.1585200	MFT16-15-(100-200)-M8	100-200	$\Phi 15$	$\Phi 8.5$	M8
CD310101.1685200	MFT16-15.6-(150-250)-M8	100-200	$\Phi 15.6$	$\Phi 8.5$	M8
CD310101.1685300	MFT17-16-(100-300)-M8	100-300	$\Phi 16$	$\Phi 8.5$	M8
CD310101.1911250	MFT20-19-(150-250)-M10	150-250	$\Phi 19$	$\Phi 10.5$	M10
CD310101.2011300	MFT21-20-(100-300)-M10	100-300	$\Phi 20$	$\Phi 10.5$	M10
CD310101.2413300	MFT25-24-(150-300)-M12	150-300	$\Phi 24$	$\Phi 12.5$	M12
CD310101.2513300	MFT26-25-(150-300)-M12	150-300	$\Phi 25$	$\Phi 12.5$	M12
CD310101.3217400	MFT35-32-(200-400)-M16	200-400	$\Phi 32$	$\Phi 17$	M16

**CD3101-02 钨钢抗震镗刀杆ST系列**
**ANTI-SHOCK TUNGSTEN STEEL CNC MILLING SHNAK,BORE ARBOR**


订货号 Order No.	型号 Model No.	L(mm)	$\Phi D$	M	适用镗孔头 Applicable Carbide Tool Holder
CD310102.0805100	ST08-M5-100L	100	$\Phi 8$	M5	BE09A, BE10.5A
CD310102.1006100	ST10-M6-100L	100	$\Phi 10$	M6	BE12A
CD310102.1006150	ST10-M6-150L	150			
CD310102.1206200	ST12-M6-(100-200)L	100-200	$\Phi 12$	M6	BE14A, BE16A
CD310102.1406200	ST14-M6-(M10)-(150-200)L	150-200	$\Phi 14$	M6(M10)	BE14A, BE16A
CD310102.1610250	ST16-M10-(100-250)L	100-250	$\Phi 16$	M10	BE18A BE20A BE22A BE24A BE26A BE28A BE30A BE32A BE34A BE36A BE38A BE40A
CD310102.2010250	ST20-M10-(100-250)L	100-250	$\Phi 20$	M10	BE22A-BE40A

**钨钢抗震铣、镗刀杆 ANTI-SHOCK TUNGSTEN STEEL CNC MILLING SHNAK, BORE ARBOR**
**CD3101-03 钨钢抗震镗刀杆SC系列**
**ANTI-SHOCK TUNGSTEN STEEL CNC MILLING SHNAK, BORE ARBOR**


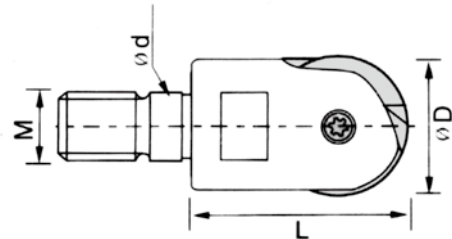
订货号 Order No.	型号 Model No.	L(mm)	$\Phi D$	$\Phi D1$	适用镗孔头 Applicable Carbide Tool Holder	加工范围 (mm) Range of Processing
CD310103.1911250	SC19-LBK1-(150-250)L	150-250	$\Phi 19$	$\Phi 11$	CBH20-36	20-36
CD310103.2414300	SC24-LBK2-(200-300)L	200-300	$\Phi 24$	$\Phi 14$	CBH25-47	25-47
CD310103.3218400	SC32-LBK3-(200-400)L	200-400	$\Phi 32$	$\Phi 18$	CBH32-60	32-60

**CD3102-01 锁牙式球型精铣刀头 BALL PRECISION CUTTERS**


订货号 Order No.	型号 Model No.	尺寸Size(mm)				刀片 Insert
		$\Phi D$	M	$\Phi d$	L	
CD310201.0845016	PPH08-M04	$\Phi 08$	M4	$\Phi 4.5$	16	BNM-080
CD310201.1055020	PPH10-M05	$\Phi 10$	M5	$\Phi 5.5$	20	BNM-010
CD310201.1265022	PPH12-M06	$\Phi 12$	M6	$\Phi 6.5$	22	BNM-120
CD310201.1685028	PPH16-M08	$\Phi 16$	M8	$\Phi 8.5$	28	BNM-160
CD310201.2011030	PPH20-M10	$\Phi 20$	M10	$\Phi 10.5$	30	BNM-200
CD310201.2513040	PPH25-M12	$\Phi 25$	M12	$\Phi 12.5$	40	BNM-250

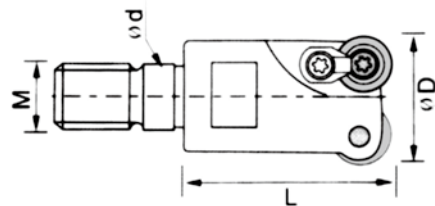
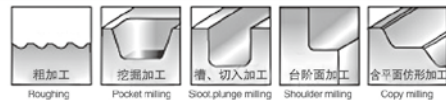
适配黛杰 (DIJET) 刀片或自产刀片 Adaptation to Dijet insert or own insert



**钨钢抗震铣、镗刀杆 ANTI-SHOCK TUNGSTEN STEEL CNC MILLING SHNAK, BORE ARBOR**
**CD3102-02 锁牙式球型精铣刀头 BALL PRECISION CUTTERS**


订货号 Order No.	型号 Model No.	尺寸Size(mm)				刀片 Insert
		ΦD	M	Φd	L	
CD310202.0845016	WGR08-M04	Φ08	M4	Φ4.5	16	P3201-D08
CD310202.1055020	WGR10-M05	Φ10	M5	Φ5.5	20	P3201-D10
CD310202.1265022	WGR12-M06	Φ12	M6	Φ6.5	22	P3201-D12
CD310202.1685028	WGR16-M08	Φ16	M8	Φ8.5	28	P3201-D16
CD310202.2011030	WGR20-M10	Φ20	M10	Φ10.5	30	P3201-D20
CD310202.2513040	WGR25-M12	Φ25	M12	Φ12.5	40	P3201-D25
CD310202.3217043	WGR32(30)-M16	Φ32(30)	M16	17	43	P3201-D32(30)

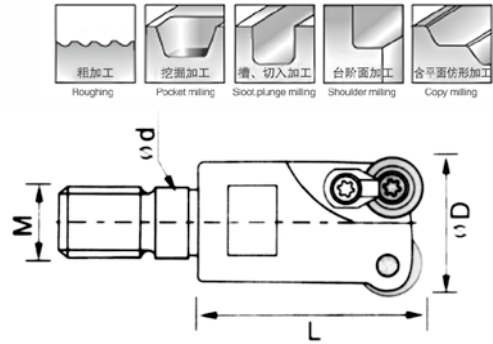
适配瓦尔特 (WALTER) 刀片或韩国刀片 Adaptation to WALTER insert or South Korea insert

**CD3102-03 锁牙式/圆刃立铣刀头 SHOULDER/CARRNER ROUNDING END MILLS**


订货号 Order No.	型号 Model No.	尺寸Size(mm)				刀片 Insert
		ΦD	M	Φd	L	
CD310203.2111035	R200-5R-25-M10	Φ21	M10	Φ10.5	35	RCKT10T3MO
CD310203.2513035	R200-5R-26-M12	Φ25	M12	Φ12.5	35	
CD310203.2617040	R200-6R-30-M16	Φ26	M16	Φ17	40	RCKT1204MO
CD310203.3217040	R200-6R-32-M16	Φ32	M16	Φ17	40	
CD310203.3517040	R200-6R-35-M16	Φ35	M16	Φ17	40	

适配山特维克 (SANDVIK) 刀片 Adaptation to SANDVIK insert

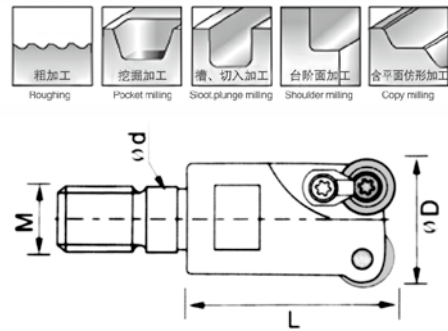
CD3102-04 锁牙式圆刃立铣刀头 CARRNER ROUNDING END MILLS



订货号 Order No.	型号Model No.	尺寸Size(mm)				刀片 Insert
		ΦD	M	Φd	L	
CD310204.2011032	RP08T2-20-2T-M10	Φ20	M10	Φ10.5	32	RPKT08T2MO
CD310204.2111032	RP08T2-21-2T-M10	Φ21	M10	Φ10.5	32	
CD310204.2513035	RP1003-25-2T-M12	Φ25	M12	Φ12.5	35	RPKT10T3MO
CD310204.2613035	RP1003-26-2T-M12	Φ26	M12	Φ12.5	35	
CD310204.3517043	RP1003-35-3T-M16	Φ35	M16	Φ17	43	

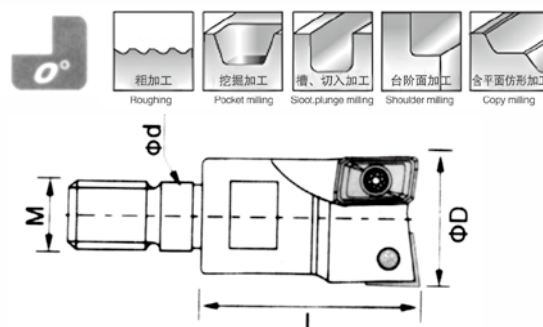
适配三菱 ( MITSUBISHI ) 刀片 Adaptation to MITSUBISHI insert

CD3102-05 锁牙式/圆刃立铣刀头 SHOULDER/CARRNER ROUNDING END MILLS



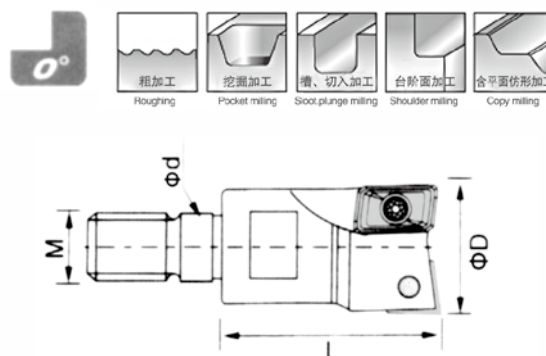
订货号 Order No.	型号Model No.	尺寸Size(mm)				刀片 Insert
		ΦD	M	Φd	L	
CD310205.1609025	RD0702-16-2T-M08	Φ16	M08	Φ8.5	25	RDKW0702
CD310205.1709025	RD0702-17-2T-M08	Φ17	M08	Φ8.5	25	
CD310205.2011032	RD0702-20-3T-M10	Φ20	M10	Φ10.5	32	
CD310205.2111032	RD0702-21-3T-M10	Φ21	M10	Φ10.5	32	
CD310205.2512035	RD0702-25-4T-M12	Φ25	M12	Φ12.5	35	
CD310205.2613035	RD0702-26-4T-M12	Φ26	M12	Φ12.5	35	RDKW10T3MO
CD310205.2513035	RD0702-25-2T-M12	Φ25	M12	Φ12.5	35	
CD310205.2614035	RD0702-26-2T-M12	Φ26	M12	Φ12.5	35	
CD310205.3517043	RD0702-35-3T-M16	Φ35	M16	Φ17	43	

适配日立 ( HITACHI ) 刀片 Adaptation to HITACHI insert

**钨钢抗震铣、镗刀杆 ANTI-SHOCK TUNGSTEN STEEL CNC MILLING SHNAK,BORE ARBOR**
**CD3102-06 锁牙式/直角台肩立铣刀头 SHOULDER/CUTTING END MILLS**


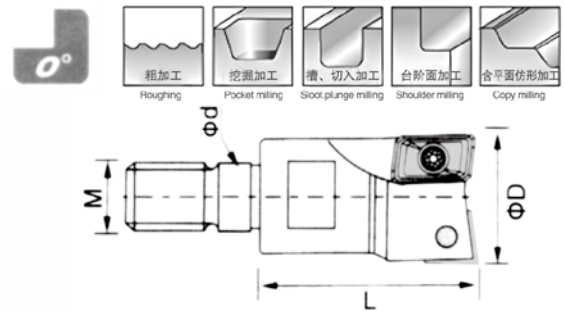
订货号 Order No.	型号 Model No.	尺寸Size(mm)				刀片 Insert
		ΦD	M	Φd	L	
CD310206.1609025	BAP3-16-2T-M08	Φ16	M08	Φ8.5	25	APMT1135
CD310206.1709025	BAP3-17-2T-M08	Φ17	M08	Φ8.5	25	
CD310206.2011030	BAP3-20-2T-M10	Φ20	M10	Φ10.5	30	
CD310206.2111030	BAP3-21-2T-M10	Φ21	M10	Φ10.5	30	
CD310206.2512035	BAP3-25-3T-M12	Φ25	M12	Φ12.5	35	
CD310206.2613035	BAP3-26-3T-M12	Φ26	M12	Φ12.5	35	
CD310206.2513035	BAP4-25-2T-M12	Φ25	M12	Φ12.5	35	APMT1604
CD310206.2614035	BAP4-26-2T-M12	Φ26	M12	Φ12.5	35	
CD310206.3517043	BAP4-35-3T-M16	Φ35	M16	Φ17	43	
CD310206.4017043	BAP3-40-3T-M16	Φ40	M16	Φ17	43	APMT1135

适配三菱 (MITSUBISHI) 刀片 Adaptation to MITSUBISHI insert

**CD3102-07 锁牙式/直角台肩立铣刀头 SHOULDER/CUTTING END MILLS**


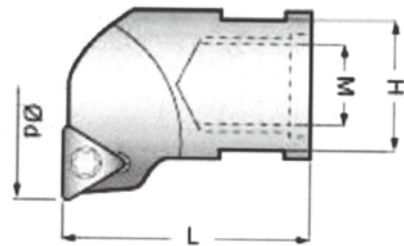
订货号 Order No.	型号 Model No.	尺寸Size(mm)				刀片 Insert
		ΦD	M	Φd	L	
CD310207.1006016	TE90AX06-10-2T-M5	Φ10	M5	Φ5.5	16	AXMT0602
CD310207.1106016	TE90AX06-11-2T-M5	Φ11	M5	Φ5.5	16	
CD310207.1306018	TE90AX06-12-3T-M6	Φ12	M6	Φ6.5	18	
CD310207.1307018	TE90AX06-13-3T-M6	Φ13	M6	Φ6.5	18	
CD310207.1609023	TE90AX06-16-3T-M8	Φ16	M8	Φ8.5	23	
CD310207.2011030	TE90AX09-20-3T-M10	Φ20	M10	Φ10.5	30	
CD310207.2111030	TE90AX09-21-3T-M10	Φ21	M10	Φ10.5	30	AXMT0903
CD310207.2513035	TE90AX09-25-3T-M12	Φ25	M12	Φ12.5	35	
CD310207.2613035	TE90AX09-26-3T-M12	Φ26	M12	Φ12.5	35	
CD310207.3217043	TE90AX09-32-3T-M16	Φ32	M16	Φ17	43	

适配特固克(TAEGUTEC)刀片 Adaptation to TAEGUTEC insert

**钨钢抗震铣、镗刀杆 ANTI-SHOCK TUNGSTEN STEEL CNC MILLING SHNAK,BORE ARBOR**
**CD3102-08 锁牙式/直角台肩立铣刀头 SHOULDER/CUTTING END MILLS**


订货号 Order No.	型号 Model No.	尺寸Size(mm)				刀片 Insert
		$\Phi D$	M	$\Phi d$	L	
CD310208.1609030	R390-16-M8	$\Phi 16$	M8	$\Phi 8.5$	30	ACKT11T308
CD310208.1709030	R390-17-M8	$\Phi 17$	M8	$\Phi 8.5$	30	
CD310208.2011035	R390-20-M10	$\Phi 20$	M10	$\Phi 10.5$	35	
CD310208.2111035	R390-21-M10	$\Phi 21$	M10	$\Phi 10.5$	35	
CD310208.2513035	R390-25-M12	$\Phi 25$	M12	$\Phi 12.5$	35	
CD310208.2613035	R390-26-M12	$\Phi 26$	M12	$\Phi 12.5$	35	
CD310208.3017040	R390-30-M16	$\Phi 30$	M16	$\Phi 17$	40	
CD310208.3217040	R390-32-M16	$\Phi 32$	M16	$\Phi 17$	40	
CD310208.3517040	R390-35-M16	$\Phi 35$	M16	$\Phi 17$	40	

适配山特维克 (SANDVIK) 刀片 Adaptation to SANDVIK insert

**CD3102-09 组合式镗孔头BE型 MODULAR INSERT HOLDER TYPE BE**


订货号 Order No.	型号 Model No.	尺寸Size(mm)				刀片 Insert
		$\Phi d$	M	H	L	
CD310209.0905018	BE09A	$\Phi 9$	M5	7	18	TP0802
CD310209.1105018	BE10.5A	$\Phi 10.5$		8		
CD310209.1206023	BE12A	$\Phi 12$	M6	10	23	
CD310209.1406023	BE14A	$\Phi 14$				
CD310209.1606023	BE16A	$\Phi 16$	M10	14	27	
CD310209.1810027	BE18A	$\Phi 18$				
CD310209.2010027	BE20A	$\Phi 20$				
CD310209.2210027	BE22A	$\Phi 22$				
CD310209.2410027	BE24A	$\Phi 24$				
CD310209.2610027	BE26A	$\Phi 26$				



## 高速、高效**快速钻**

### HIGH SPEED MILLING CARBIDE CUTTER

#### 高速、高效快速钻特点：

- 一、快速钻是传统麻花钻的升级换代产品，可应用于数控设备。
- 二、快速钻刀片分为硬质合金和高速钢两种材质，所安装的刀杆也是不同的，不能互换。
- 三、所有快速钻刀杆均有出水孔，推荐尽量使用高压高流量内冷却液，这样会大大的延长刀片的使用寿命，也更加有利于排屑。
- 四、所有刀片均为断屑槽设计，出来的铁屑均为小碎屑。
- 五、快速钻刀片具有自定心功能，双刃对称均匀受力，所以适合打深孔。长径比在5倍以内的，优先选用浅孔钻（U钻），刀具成本比较省。超出5倍径的建议使用舍弃式快速钻。
- 六、在冷却液压力够高，流量够大，排泄顺畅情况下，舍弃式快速钻可以一打到底，不需要回退排屑。

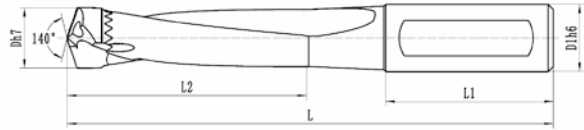
- 1.Spade drill,an upgraded replacement product of traditional twist drill,can be applied to CNC and a variety of conventional equipment,such as vertical drill,radial drill etc.
- 2.The material of spade drill inserts include carbide andHSS,which are mounted on different holder and can not be interchanged.
- 3.All spade drill holders have center water hole with recommendation of high-pressure and high-flow coolant,which will greatly extend insert life and accelerate chip evacuation.
- 4.All inserts and designed for chip breaker and the out of the filing are small debris.
- 5.Spade drill inserts with self-centering,double symmetric uniform stress are suitable for deep hole drilling.The length to diameter ratio within 5\*D,we suggest preferred shallow hole drill (U drill)for saving tool cost.More than 5\*D,we recommend spade drill.
- 6.Under enough coolant pressure and flow.and smooth chip evacuation,spade drill can be used for one shot drilling.





## 钻削系列 DISPOSABLE RAPID DRILLING TOOLS

### CD3401-01 3D/5D 剑齿钻刀杆 3D/5D SWORD TOOTH DRILL



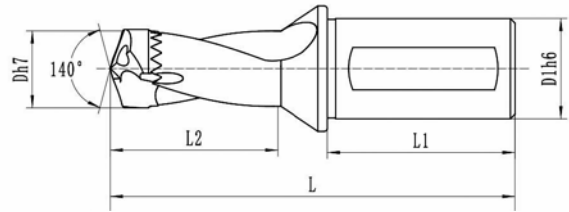
钻径 Diameter	3D				5D				刀柄部尺寸 Suitable for drill holder		螺钉 Screw	扳手 Spanner
	订货号 Order	型号 Model No.	尺寸 Size		订货号 Order	型号 Model No.	尺寸 Size		L2	L		
			L2	L			L2	L				
12.0-12.49	CD340101.0316120	TC03-120-XP16	46	107	CD340101.0516120	TC05-120-XP16	71	132	48	16	M2.2*8	T6
12.5-13.49	CD340101.0316130	TC03-130-XP16	49	112	CD340101.0516130	TC05-130-XP16	76	142				
13.5-14.5	CD340101.0316140	TC03-140-XP16	55	119	CD340101.0516140	TC05-140-XP16	84	149				
14.51-15.5	CD340101.0320150	TC03-150-XP20	58	129	CD340101.0520150	TC05-150-XP20	89	159	50	20	M2.5*9	T8
15.51-16.5	CD340101.0320160	TC03-160-XP20	62	134	CD340101.0520160	TC05-160-XP20	95	169				
16.51-17.5	CD340101.0320170	TC03-170-XP20	66	140	CD340101.0520170	TC05-170-XP20	101	175				
17.51-18.5	CD340101.0320180	TC03-180-XP20	70	145	CD340101.0520180	TC05-180-XP20	107	180	56	25	M3*11	T8
18.51-19.5	CD340101.0325190	TC03-190-XP25	73	160	CD340101.0525190	TC05-190-XP25	112	195				
19.51-20.5	CD340101.0325200	TC03-200-XP25	77	160	CD340101.0525200	TC05-200-XP25	118	200				
20.51-21.5	CD340101.0325210	TC03-210-XP25	80	160	CD340101.0525210	TC05-210-XP25	123	200	60	32	M3.5*12	T15
21.51-22.8	CD340101.0325220	TC03-220-XP25	84	165	CD340101.0525220	TC05-220-XP25	129	205				
22.81-23.8	CD340101.0325230	TC03-230-XP25	81	165	CD340101.0525230	TC05-230-XP25	134	215				
23.81-24.8	CD340101.0332240	TC03-240-XP32	91	175	CD340101.0532240	TC05-240-XP32	140	225	60	32	M4*14	T15
24.81-25.8	CD340101.0332250	TC03-250-XP32	93	175	CD340101.0532250	TC05-250-XP32	145	230				
25.81-26.8	CD340101.0332260	TC03-260-XP32	97	180	CD340101.0532260	TC05-260-XP32	151	235				
26.81-27.8	CD340101.0332270	TC03-270-XP32	99	180	CD340101.0532270	TC05-270-XP32	156	245	60	32	M4.5*15	T15
27.81-28.8	CD340101.0332280	TC03-280-XP32	102	185	CD340101.0532280	TC05-280-XP32	162	245				
28.81-29.8	CD340101.0332290	TC03-290-XP32	105	190	CD340101.0532290	TC05-290-XP32	167	250				
29.81-30.8	CD340101.0332300	TC03-300-XP32	110	191	CD340101.0532300	TC05-300-XP32	173	261	60	32	M4.5*15	T15
30.81-32.0	CD340101.0332320	TC03-320-XP32	116	201	CD340101.0532320	TC05-320-XP32	181	266				
32.01-33.5	CD340101.0332330	TC03-330-XP32	121	206	CD340101.0532330	TC05-330-XP32	191	276				

**钻削系列 DISPOSABLE RAPID DRILLING TOOLS**
**CD3401-02 8D 剑齿钻头杆 8D SWORD TOOTH DRILL**


钻径 Diameter	8D				刀柄部尺寸 Suitable for drill holder		螺钉 Screw	扳手 Spanner
	订货号 Order	型号 Model No.	尺寸 Size		尺寸 Size			
			L2	L	L2	L		
13.5-14.5	CD340102.0816140	TC08-140-XP16	127	194	48	16	M2.2*8	T6
14.51-15.5	CD340102.0820150	TC08-150-XP20	136	204	50	20		
15.51-16.5	CD340102.0820160	TC08-160-XP20	144	214				
16.51-17.5	CD340102.0820170	TC08-170-XP20	154	225				
17.51-18.5	CD340102.0820180	TC08-180-XP20	162	230				
18.51-19.5	CD340102.0825190	TC08-190-XP25	171	255	56	25	M3*11	T8
19.51-20.5	CD340102.0825200	TC08-200-XP25	179	270				
20.51-21.5	CD340102.0825210	TC08-210-XP25	188	266				
21.51-22.8	CD340102.0825220	TC08-220-XP25	196	275				
22.81-23.8	CD340102.0825230	TC08-230-XP25	205	285	60	32	M3.5*12	T15
23.81-24.8	CD340102.0832240	TC08-240-XP32	213	300				
24.81-25.8	CD340102.0832250	TC08-250-XP32	222	305				
25.81-26.8	CD340102.0832260	TC08-260-XP32	230	315				
26.81-27.8	CD340102.0832270	TC08-270-XP32	239	325	60	32	M4*14	T15
27.81-28.8	CD340102.0832280	TC08-280-XP32	247	330				
28.81-29.8	CD340102.0832290	TC08-290-XP32	256	340				
29.81-30.8	CD340102.0832300	TC08-300-XP32	265	351				
32.01-33.5	CD340102.0832330	TC08-330-XP32	291	376	60	32	M4.5*15	T15

## 钻削系列 DISPOSABLE RAPID DRILLING TOOLS

### CD3401-03 1.5D /12D 剑齿钻刀杆 1.5D/12D SWORD TOOTH DRILL



钻径 Diameter	1.5D				12D				刀柄部尺寸 Suitable for drill holder		螺钉 Screw	扳手 Spanner
	订货号 Order	型号 Model No.	尺寸 Size		订货号 Order	型号 Model No.	尺寸 Size		L2	L		
			L2	L			L2	L				
12.0-12.49	CD340103.1516120	TC1.5-120-XP16	28	91	CD340103.1216120	-	-	-	48	16	M2.2*8	T6
12.5-13.49	CD340103.1516130	TC1.5-130-XP16	30	92	CD340103.1216130	-	-	-				
13.5-14.5	CD340103.1516140	TC1.5-140-XP16	34	96	CD340103.1216140	TC12-140-XP16	171	239				
14.51-15.5	CD340103.1520150	TC1.5-150-XP20	35	100	CD340103.1220150	TC12-150-XP20	183	253	50	20	M2.5*9	T8
15.51-16.5	CD340103.1520160	TC1.5-160-XP20	38	103	CD340103.1220160	TC12-160-XP20	195	266				
16.51-17.5	CD340103.1520170	TC1.5-170-XP20	39	105	CD340103.1220170	TC12-170-XP20	207	278				
17.51-18.5	CD340103.1520180	TC1.5-180-XP20	43	107	CD340103.1220180	TC12-180-XP20	219	291	56	25	M3*11	T8
18.51-19.5	CD340103.1525190	TC1.5-190-XP25	44	115	CD340103.1225190	TC12-190-XP25	232	309				
19.51-20.5	CD340103.1525200	TC1.5-200-XP25	47	118	CD340103.1225200	TC12-200-XP25	244	321				
20.51-21.5	CD340103.1525210	TC1.5-210-XP25	48	119	CD340103.1225210	TC12-210-XP25	256	334	60	32	M3.5*12	T15
21.51-22.8	CD340103.1525220	TC1.5-220-XP25	51	121	CD340103.1225220	TC12-220-XP25	268	347				
22.81-23.8	CD340103.1525230	TC1.5-230-XP25	51	122	CD340103.1225230	TC12-230-XP25	280	359				
23.81-24.8	CD340103.1532240	TC1.5-240-XP32	54	129	CD340103.1232240	TC12-240-XP32	292	376	60	32	M4*14	T15
24.81-25.8	CD340103.1532250	TC1.5-250-XP32	54	129	CD340103.1232250	TC12-250-XP32	305	388				
25.81-26.8	CD340103.1532260	TC1.5-260-XP32	57	132	CD340103.1232260	-	-	-				
26.81-27.8	CD340103.1532270	TC1.5-270-XP32	58	133	CD340103.1232270	-	-	-	60	32	M4.5*15	T15
27.81-28.8	CD340103.1532280	TC1.5-280-XP32	60	135	CD340103.1232280	-	-	-				
28.81-29.8	CD340103.1532290	TC1.5-290-XP32	61	136	CD340103.1232290	-	-	-				
29.81-30.8	CD340103.1532300	TC1.5-300-XP32	64	139	CD340103.1232300	-	-	-				

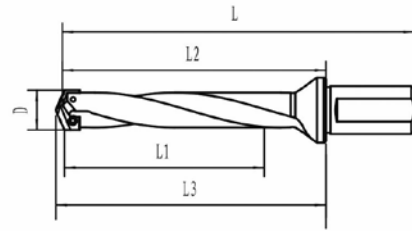
**钻削系列 DISPOSABLE RAPID DRILLING TOOLS**
**CD3402-01剑齿钻头 SWORD TOOTH DRILL TIP**


- ◎ TCEA 适用于软钢、灰钢、不锈钢、铸铁，相对于低刚性设备
- ◎ TCPA 适用于一般钢材。
- ◎ TCFA 为平底钻头。
- ◎ TCEA suit for mild steel, grey steel, stainless steel, cast iron. Compare with low steel equipment
- ◎ TCPA suit for normal steel
- ◎ TCFA are Flat bottom bit

DC	L	订货号 Order	型号 Model No.	订货号 Order	型号 Model No.	L	型号 Model No.	订货号 Order
12	9.1	CD340201.1201200	TCEA-1200	CD340201.1201201	TCPA-1200	7.1	TCFA-1200	CD340201.1201202
12.5	9.4	CD340201.1251250	TCEA-1250	CD340201.1251251	TCPA-1250	7.2	TCFA-1250	CD340201.1251252
13	9.7	CD340201.1301300	TCEA-1300	CD340201.1301301	TCPA-1300	7.5	TCFA-1300	CD340201.1301302
13.5	10.3	CD340201.1351350	TCEA-1350	CD340201.1351351	TCPA-1350	7.9	TCFA-1350	CD340201.1351352
14	10.3	CD340201.1401400	TCEA-1400	CD340201.1401401	TCPA-1400	7.9	TCFA-1400	CD340201.1401402
14.5	10.3	CD340201.1451450	TCEA-1450	CD340201.1451451	TCPA-1450	7.9	TCFA-1450	CD340201.1451452
15	11	CD340201.1501500	TCEA-1500	CD340201.1501501	TCPA-1500	8.3	TCFA-1500	CD340201.1501502
15.5	11	CD340201.1551550	TCEA-1550	CD340201.1551551	TCPA-1550	8.3	TCFA-1550	CD340201.1551552
16	11.6	CD340201.1601600	TCEA-1600	CD340201.1601601	TCPA-1600	8.8	TCFA-1600	CD340201.1601602
16.5	11.6	CD340201.1651650	TCEA-1650	CD340201.1651651	TCPA-1650	8.8	TCFA-1650	CD340201.1651652
17	12.3	CD340201.1701700	TCEA-1700	CD340201.1701701	TCPA-1700	9.3	TCFA-1700	CD340201.1701702
17.5	12.3	CD340201.1751750	TCEA-1750	CD340201.1751751	TCPA-1750	9.3	TCFA-1750	CD340201.1751752
18	12.9	CD340201.1801800	TCEA-1800	CD340201.1801801	TCPA-1800	9.8	TCFA-1800	CD340201.1801802
18.5	12.9	CD340201.1851850	TCEA-1850	CD340201.1851851	TCPA-1850	9.8	TCFA-1850	CD340201.1851852
19	13.6	CD340201.1901900	TCEA-1900	CD340201.1901901	TCPA-1900	10.2	TCFA-1900	CD340201.1901902
19.5	13.6	CD340201.1951950	TCEA-1950	CD340201.1951951	TCPA-1950	10.2	TCFA-1950	CD340201.1951952
20	14.1	CD340201.2002000	TCEA-2000	CD340201.2002001	TCPA-2000	10.7	TCFA-2000	CD340201.2002002
20.5	14.1	CD340201.2052050	TCEA-2050	CD340201.2052051	TCPA-2050	10.7	TCFA-2050	CD340201.2052052
21	14.8	CD340201.2102100	TCEA-2100	CD340201.2102101	TCPA-2100	11.2	TCFA-2100	CD340201.2102102
21.5	14.8	CD340201.2152150	TCEA-2150	CD340201.2152151	TCPA-2150	11.2	TCFA-2150	CD340201.2152152
22	15	CD340201.2202200	TCEA-2200	CD340201.2202201	TCPA-2200	11.2	TCFA-2200	CD340201.2202202
22.5	15	CD340201.2252250	TCEA-2250	CD340201.2252251	TCPA-2250	11.2	TCFA-2250	CD340201.2252252
23	15.2	CD340201.2302300	TCEA-2300	CD340201.2302301	TCPA-2300	11.2	TCFA-2300	CD340201.2302302
23.5	15.2	CD340201.2352350	TCEA-2350	CD340201.2352351	TCPA-2350	11.2	TCFA-2350	CD340201.2352352
24	15.4	CD340201.2402400	TCEA-2400	CD340201.2402401	TCPA-2400	11.3	TCFA-2400	CD340201.2402402
24.5	15.4	CD340201.2452450	TCEA-2450	CD340201.2452451	TCPA-2450	11.3	TCFA-2450	CD340201.2452452
25	15.9	CD340201.2502500	TCEA-2500	CD340201.2502501	TCPA-2500	11.7	TCFA-2500	CD340201.2502502
25.5	15.9	CD340201.2552550	TCEA-2550	CD340201.2552551	TCPA-2550	11.7	TCFA-2550	CD340201.2552552
26	16.5	CD340201.2602600	TCEA-2600	CD340201.2602601	TCPA-2600	12.2	TCFA-2600	CD340201.2602602
26.5	16.5	CD340201.2652650	TCEA-2650	CD340201.2652651	TCPA-2650	12.2	TCFA-2650	CD340201.2652652
27	17.2	CD340201.2702700	TCEA-2700	CD340201.2702701	TCPA-2700	12.7	TCFA-2700	CD340201.2702702
27.5	17.2	CD340201.2752750	TCEA-2750	CD340201.2752751	TCPA-2750	12.7	TCFA-2750	CD340201.2752752
28	17.8	CD340201.2802800	TCEA-2800	CD340201.2802801	TCPA-2800	13.2	TCFA-2800	CD340201.2802802
28.5	17.8	CD340201.2852850	TCEA-2850	CD340201.2852851	TCPA-2850	13.2	TCFA-2850	CD340201.2852852
29	18.4	CD340201.2902900	TCEA-2900	CD340201.2902901	TCPA-2900	13.6	TCFA-2900	CD340201.2902902
29.5	18.4	CD340201.2952950	TCEA-2950	CD340201.2952951	TCPA-2950	13.6	TCFA-2950	CD340201.2952952
30	19	CD340201.3003000	TCEA-3000	CD340201.3003001	TCPA-3000	14.1	TCFA-3000	CD340201.3003002
30.5	19	CD340201.3053050	TCEA-3050	CD340201.3053051	TCPA-3050	14.1	TCFA-3050	CD340201.3053052
31	21	CD340201.3103100	TCEA-3100	CD340201.3103101	TCPA-3100	-	-	-
31.5	21	CD340201.3153150	TCEA-3150	CD340201.3153151	TCPA-3150	-	-	-
32	21	CD340201.3203200	TCEA-3200	CD340201.3203201	TCPA-3200	-	-	-
32.5	21	CD340201.3253250	TCEA-3250	CD340201.3253251	TCPA-3250	-	-	-
33	21	CD340201.3303300	TCEA-3300	CD340201.3303301	TCPA-3300	-	-	-
33.5	21	CD340201.3353350	TCEA-3350	CD340201.3353351	TCPA-3350	-	-	-

## 钻削系列 DISPOSABLE RAPID DRILLING TOOLS

### CD3403-01 侧固式铲钻刀杆 SIDE FIXED SPADE DRILL HOLDER



订货号 Order	系列 Series	型号 Model No.	L1	L2	L3	L
CD340301.1916095	Y0 系列 ( $\phi 9.5-11.0$ )	SDYOH-19-XP16	19	47.6	50	95.6
CD340301.3220111		SDYOH-32-XP20	32	61.1	63.5	111.1
CD340301.6020139		SDYOH-60-XP20	60	89.7	92.1	139.7
CD340301.1112019		SDYOH-111-XP20	111	140.5	142.9	190.5
CD340301.2222030		SDYOH-222-XP20	222	251.7	254.1	301.7
CD340301.2902036		SDYOH-290-XP20	290	319	322.3	369.9
CD340301.2320097	00 系列 ( $\phi 13-\phi 17.5$ )	S00H-23-XP20	22	47.6	50.4	97.6
CD340301.3520113		SD00H-35-XP20	35	63.5	66.3	113.5
CD340301.6420142		SD00H-64-XP20	63	92.1	94.9	142.1
CD340301.1142019		SD00H-114-XP20	114	142.9	145.7	192.9
CD340301.1782025		SD00H-178-XP20	178	206.4	209.1	256.4
CD340301.2402031		SD00H-240-XP20	240	268.6	271.3	318.6
CD340301.2952037		SD00H-295-XP20	295	323.9	326.7	373.9
CD340301.3872046		SD00H-387-XP20	387	416	418.8	466
CD340301.4825131	10 系列 ( $\phi 17.6-\phi 24.4$ )	SD10H-48-XP25	48	75.8	79.4	131.8
CD340301.6725163		SD10H-67-XP25	67	107.2	110.7	163.1
CD340301.1182521		SD10H-118-XP25	118	154.8	158.4	210.8
CD340301.1682526		SD10H-168-XP25	168	205.6	209.2	261.6
CD340301.2182531		SD10H-218-XP25	218	255.3	258.9	311.3
CD340301.2702536		SD10H-270-XP25	270	307.2	310.8	363.2
CD340301.3652545		SD10H-365-XP25	365	402.2	405.8	458.2
CD340301.4572555		SD10H-457-XP25	457	494.5	498.1	550.5
CD340301.5692565		SD10H-569-XP25	569	602.5	606.1	658.5
CD340301.5732148	20 系列 ( $\phi 24.5-\phi 35$ )	SD20H-57-XP32	57	88.5	92.1	148.5
CD340301.8632188		SD20H-86-XP32	86	128.6	132.2	188.6
CD340301.1373223		SD20H-137-XP32	137	179.4	183	239.4
CD340301.1873229		SD20H-187-XP32	187	230.2	233.8	290.2
CD340301.2373233		SD20H-237-XP32	237	279.9	283.5	339.9
CD340301.2893239		SD20H-289-XP32	289	331.8	335.4	391.8
CD340301.4003250		SD20H-400-XP32	400	442.8	446.4	502.8
CD340301.5113261		SD20H-511-XP32	511	554.1	557.7	614.1
CD340301.6923279		SD20H-692-XP32	692	735.1	738.7	795.1

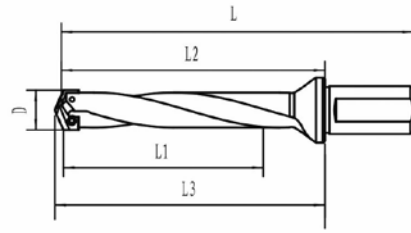


**钻削系列 DISPOSABLE RAPID DRILLING TOOLS**
**CD3403-02 侧固式铲钻刀杆 SIDE FIXED SPADE DRILL HOLDER**

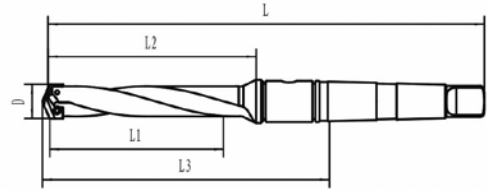

订货号 Order	系列 Series	型号 Model No.	L1	L2	L3	L
CD340302.1916096	Z0 系列 ( $\phi 11.1 - \phi 12.9$ )	SDZOH-19-XP16	19	47.6	50	95.6
CD340302.3220111		SDZOH-32-XP20	32	61.1	63.5	111.1
CD340302.6020139		SDZOH-60-XP20	60	89.7	92.1	139.7
CD340302.1112019		SDZOH-111-XP20	111	140.5	142.9	190.5
CD340302.2222030		SDZOH-222-XP20	222	251.7	254.1	301.7
CD340302.2902036		SDZOH-290-XP20	290	319.9	322.3	369.9
CD340302.2320097	05 系列 ( $\phi 15.5 - \phi 17.5$ )	SD05H-23-XP20	22	47.6	50.4	97.6
CD340302.3520113		SD05H-35-XP20	35	63.5	66.3	113.5
CD340302.6420142		SD05H-64-XP20	63	92.1	94.9	142.1
CD340302.1142019		SD05H-114-XP20	114	142.9	145.7	192.9
CD340302.1782025		SD05H-178-XP20	178	206.4	209.1	256.4
CD340302.2402031		SD05H-240-XP20	240	268.6	271.3	318.6
CD340302.2952037		SD05H-295-XP20	295	323.9	326.7	373.9
CD340302.3872046		SD05H-387-XP20	387	416	418.8	466
CD340302.5725144	15 系列 ( $\phi 22 - \phi 24.4$ )	SD15H-57-XP25	57	88.5	92.1	144.5
CD340302.6725163		SD15H-67-XP25	67	107.2	110.7	163.1
CD340302.1182521		SD15H-118-XP25	118	154.8	158.4	210.8
CD340302.1682526		SD15H-168-XP25	168	205.6	209.2	261.6
CD340302.2182531		SD15H-218-XP25	218	255.3	258.9	311.3
CD340302.2702536		SD15H-270-XP25	270	307.2	310.8	363.2
CD340302.3652545		SD15H-365-XP25	365	402.2	405.8	458.2
CD340302.4572555		SD15H-457-XP25	457	494.5	498.1	550.5
CD340302.5692565		SD15H-569-XP25	569	602.5	606.1	658.5
CD340302.9232183		25 系列 ( $\phi 30 - \phi 35$ )	SD25H-92-XP32	92	123.4	127
CD340302.8632188	SD25H-86-XP32		86	128.6	132.2	188.6
CD340302.1373223	SD25H-137-XP32		137	179.4	183	239.4
CD340302.1873229	SD25H-187-XP32		187	230.2	233.8	290.2
CD340302.2373233	SD25H-237-XP32		237	279.9	283.5	339.9
CD340302.2893239	SD25H-289-XP32		289	331.8	335.4	391.8
CD340302.4003250	SD25H-400-XP32		400	442.8	446.4	502.8
CD340302.5113261	SD25H-511-XP32		511	554.1	557.7	614.1
CD340302.6923279	SD25H-692-XP32		692	735.1	738.7	795.1

## 钻削系列 DISPOSABLE RAPID DRILLING TOOLS

### 侧固式铲钻刀杆 SIDE FIXED SPADE DRILL HOLDER



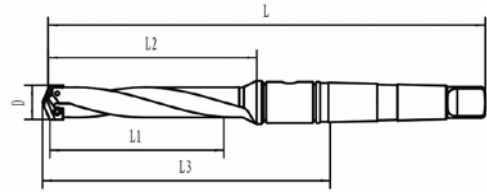
订货号 Order	系列 Series	型号 Model No.	L1	L2	L3	L
CD340302.7640195	30 系列 ( $\phi$ 35.1- $\phi$ 47.9)	SD30H-76-XP40	76	125	129.8	195
CD340302.1214024		SD30H-121-XP40	121	173	177.8	243
CD340302.1654028		SD30H-165-XP40	165	217.5	222.3	287.5
CD340302.2104033		SD30H-210-XP40	210	261.9	266.7	331.9
CD340302.2604038		SD30H-260-XP40	260	312.3	317.1	382.3
CD340302.3494047		SD30H-349-XP40	349	401.6	406.4	471.6
CD340302.5594068		SD30H-559-XP40	559	611.1	615.9	681.1
CD340302.7874090		SD30H-787-XP40	787	839.7	844.5	909.7
CD340302.1304024	40 系列 ( $\phi$ 48.0- $\phi$ 65.28)	SD40H-130-XP40	130	179.4	184.2	249.4
CD340302.2324035		SD40H-232-XP40	232	281	285.8	351
CD340302.3504046		SD40H-350-XP40	350	399.2	404	469.2
CD340302.4224054		SD40H-422-XP40	422	471.5	476.3	541.5
CD340302.5254064		SD40H-525-XP40	525	574.2	579	644.2
CD340302.6254074		SD40H-625-XP40	625	674.7	679.5	744.7
CD340302.8794099	SD40H-879-XP40	879	928.7	933.5	998.7	
CD340302.1715031	50 系列 ( $\phi$ 65.3- $\phi$ 89.08)	SD50H-171-XP50	171	235	240	315
CD340302.3505049		SD50H-350-XP50	350	414	419	494
CD340302.6605080		SD50H-660-XP50	660	724	729	804
CD340302.7640195	35 系列 ( $\phi$ 42.0- $\phi$ 47.9)	SD35H-76-XP40	76	125	129.8	195
CD340302.1214024		SD35H-121-XP40	121	173	177.8	243
CD340302.1654028		SD35H-165-XP40	165	217.5	222.3	287.5
CD340302.2104033		SD35H-210-XP40	210	261.9	266.7	331.9
CD340302.2604038		SD35H-260-XP40	260	312.3	317.1	382.3
CD340302.3494047		SD35H-349-XP40	349	401.6	406.4	471.6
CD340302.5594068		SD35H-559-XP40	559	611.1	615.9	681.1
CD340302.7874090		SD35H-787-XP40	787	839.7	844.5	909.7
CD340302.1304024	45 系列 ( $\phi$ 56.0- $\phi$ 65.28)	SD45H-130-XP40	130	179.4	184.2	249.4
CD340302.2324035		SD45H-232-XP40	232	281	285.8	351
CD340302.3504046		SD45H-350-XP40	350	399.2	404	469.2
CD340302.4224054		SD45H-422-XP40	422	471.5	476.3	541.5
CD340302.5254064		SD45H-525-XP40	525	574.2	579	644.2
CD340302.6254074		SD45H-625-XP40	625	674.7	679.5	744.7
CD340302.8794099	SD45H-879-XP40	879	928.7	933.5	998.7	
CD340302.2005035	70 系列 ( $\phi$ 89.1- $\phi$ 114.48)	SD70H-200-XP50	200	275	280	355
CD340302.4005055		SD70H-400-XP50	400	475	480	555
CD340302.8005095		SD70H-800-XP50	800	875	880	955

**钻削系列 DISPOSABLE RAPID DRILLING TOOLS**
**莫式柄铲钻 SPADE DRILL MOSHI HOLD**


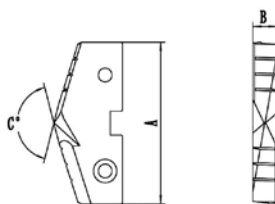
订货号 Order	系列 Series	型号 Model No.	L1	L2	L3	L
CD340303.3202160	Y0 系列 ( $\phi 9.5 - \phi 11.0$ )	SDYOH-32-MT2	32	51.5	88	160.3
CD340303.6002188		SDYOH-60-MT2	60	80.2	116.7	188.9
CD340303.1110223		SDYOH-111-MT2	111	130.9	167.4	239.7
CD340303.3502167	00 系列 ( $\phi 13 - \phi 17.5$ )	SD00H-35-MT2	35	55.5	95.4	167.3
CD340303.6302195		SD00H-63-MT2	63	84	124	195.9
CD340303.1140224		SD00H-114-MT2	114	135	174.8	246.7
CD340303.1780231		SD00H-178-MT2	178	198.5	238.3	310.2
CD340303.7003239	10 系列 ( $\phi 17.6 - \phi 24.4$ )	SD10H-70-MT3	70	98.4	149	239
CD340303.1210328		SD10H-121-MT3	121	149.2	199.8	289.8
CD340303.1710334		SD10H-171-MT3	171	200	250.6	340.7
CD340303.2220339		SD10H-222-MT3	222	250.5	301.1	391.2
CD340303.2730342		SD10H-273-MT3	273	301.6	352.2	442.3
CD340303.8604286	20 系列 ( $\phi 24.5 - \phi 35.0$ )	SD20H-86-MT4	86	114.3	172.9	286.3
CD340303.1370433		SD20H-137-MT4	137	165	223.7	337.1
CD340303.1870438		SD20H-187-MT4	187	215.9	274.5	387.9
CD340303.2370443		SD20H-237-MT4	237	265.6	324.2	437.6
CD340303.2890448		SD20H-289-MT4	289	317.5	376.1	489.5
CD340303.4000460		SD20H-400-MT4	400	428.5	487.1	600
CD340303.1210432	30 系列 ( $\phi 35.1 - \phi 47.9$ )	SD30H-121-MT4	121	152.4	211.7	324.4
CD340303.1650436		SD30H-165-MT4	165	196.9	256.2	368.9
CD340303.2090441		SD30H-209-MT4	209	241.3	300.6	413.3
CD340303.2600446		SD30H-260-MT4	260	291.8	351.1	463.8
CD340303.3490455		SD30H-349-MT4	349	381	440.3	553
CD340303.5590476		SD30H-559-MT4	559	590.6	649.9	762.5
CD340303.7870499		SD30H-787-MT4	787	819.2	878.5	991.1
CD340303.1300536	40 系列 ( $\phi 48.0 - \phi 65.28$ )	SD40H-130-MT5	130	165.1	225	369.4
CD340303.2320547		SD40H-232-MT5	232	266.7	326.6	471
CD340303.3500558		SD40H-350-MT5	350	384.0	444.8	589.2
CD340303.4220566		SD40H-422-MT5	422	457.2	517.1	661.5
CD340303.6250586		SD40H-625-MT5	625	660.4	720.3	864.7
CD340303.8790511		SD40H-879-MT5	879	914.4	974.3	1118.7
CD340303.1710543		50 系列 ( $\phi 65.3 - \phi 89.08$ )	SD50H-171-MT5	171	215.9	287.3
CD340303.2730553	SD50H-273-MT5		273	317.5	388.9	531.8
CD340303.4640572	SD5QH-464-MT5		464	508	579.4	722.3
CD340303.6600591	SD50H-660-MT5		660	704.8	776.2	919.1
CD340303.8890511	SD50H-889-MT5		889	933.4	1004.8	1147.7

## 钻削系列 DISPOSABLE RAPID DRILLING TOOLS

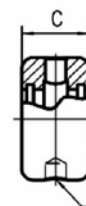
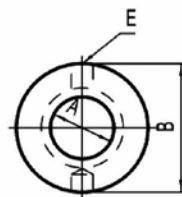
### 莫式柄铲钻 SPADE DRILL MOSHI HOLD



订货号 Order	系列 Series	型号 Model No.	L1	L2	L3	L
CD340304.3202160	Z0 系列 ( $\phi$ 11.0- $\phi$ 12.9)	SDZ0H-32-MT2	32	51.5	88	160.3
CD340304.6002188		SDZ0H-60-MT2	60	80.2	116.7	188.9
CD340304.1110223		SDZ0H-111-MT2	111	130.9	167.4	239.7
CD340304.3502167	05 系列 ( $\phi$ 15.5- $\phi$ 17.5)	SD05H-35-MT2	35	55.5	95.4	167.3
CD340304.6302195		SD05H-63-MT2	63	84.1	124	195.9
CD340304.1140224		SD05H-114-MT2	114	135	174.8	246.7
CD340304.1780231		SD05H-178-MT2	178	198.5	238.3	310.2
CD340304.7003239	15 系列 ( $\phi$ 22.0- $\phi$ 24.4)	SD15H-70-MT3	70	98.4	149	239
CD340304.1210328		SD15H-121-MT3	121	149.2	199.8	289.8
CD340304.1710334		SD15H-171-MT3	171	200	250.6	340.7
CD340304.2220339		SD15H-222-MT3	222	250.5	301.1	391.2
CD340304.2730344		SD15H-273-MT3	273	301.6	352.2	442.3
CD340304.8604286	25 系列 ( $\phi$ 30.0- $\phi$ 35.0)	SD25H-86-MT4	86	114.3	172.9	286.3
CD340304.1370433		SD25H-137-MT4	137	165.1	223.7	337.1
CD340304.1870438		SD25H-187-MT4	187	215.9	274.5	387.9
CD340304.2370443		SD25H-237-MT4	237	265.6	324.2	437.6
CD340304.2890448		SD25H-289-MT4	289	317.5	376.1	489.5
CD340304.4000460		SD25H-400-MT4	400	428.5	487.1	600
CD340304.1210432	35 系列 ( $\phi$ 42.0- $\phi$ 47.9)	SD35H-121-MT4	121	152.4	211.7	324.4
CD340304.1650436		SD35H-165-MT4	165	196.9	256.2	368.9
CD340304.2090441		SD35H-209-MT4	209	241.3	300.6	413.3
CD340304.2600446		SD35H-260-MT4	260	291.8	351.1	463.8
CD340304.3490455		SD35H-349-MT4	349	381	440.3	553
CD340304.5590476		SD35H-559-MT4	559	590.6	649.9	762.5
CD340304.7870499		SD35H-787-MT4	787	819.2	878.5	991.1
CD340304.1300536	45 系列 ( $\phi$ 56.0- $\phi$ 65.28)	SD45H-130-MT5	130	165.1	225	369.4
CD340304.2320547		SD45H-232-MT5	232	266.7	326.6	471
CD340304.3500558		SD45H-350-MT5	350	384.9	444.8	589.2
CD340304.4220566		SD45H-422-MT5	422	457.2	517.1	661.5
CD340304.6250586		SD45H-625-MT5	625	660.4	720.3	864.7
CD340304.8790511		SD45H-879-MT5	879	914.4	974.3	1118.7
CD340304.1710543	70 系列 ( $\phi$ 89.1- $\phi$ 114.48)	SD70H-171-MT5	171	225.4	296.8	439.7
CD340304.2730554		SD70H-273-MT5	273	327	398.5	541.3
CD340304.5560582		SD70H-556-MT5	556	609.6	681.1	823.9
CD340304.6850595		SD70H-685-MT5	685	739.7	811.2	954
CD340304.9390512		SD70H-939-MT5	939	993.7	1065.2	1208

**钻削系列 DISPOSABLE RAPID DRILLING TOOLS**
**CD3403-05 铲钻刀片 DRILL INSERTS**


订货号 Order	A	B	C	材质区分 Different texture								
				含钴高速钢 HSS Containing cobalt			粉末高速钢 Powder HSS			硬质合金 Cemented carbide		
CD340305.9500132	φ 9.5- φ 12.5	2.38	132°	S2STA	S2DTH	S2DTP	S6STA	S6DTH	S6DTP	G2STA	G2DTH	G2DTP
CD340305.1300132	φ 13.0- φ 17.5	3.18										
CD340305.1800132	φ 18.0- φ 24.0	3.97										
CD340305.2540132	φ 24.5- φ 35.0	4.76		S2STA	S2DTH	S2DTP	S6STA	S6DTH	S6DTP	G2STA	G2DTH	G2DTP
CD340305.3550132	φ 35.5- φ 47.5	6.35										
CD340305.4800132	φ 48.0- φ 65.0	7.94										
CD340305.6550144	φ 65.5- φ 89.0	11.11	144°	S2STA	S2DTH	S2DTP	S6STA	S6DTH	S6DTP	G2STA	G2DTH	G2DTP
CD340305.9000144	φ 90- φ 114.0											

**CD3404-01 冷却环 COOLING RING**


订货号 Order	型号 Model No.	内径 (A) Inner diameter	外径 (B) Outer diameter	厚度 (C) Thickness	档杆螺纹 (D) Retaining screw rod	冷却嘴螺纹 (E) Cooling nozzle thread
CD340401.1949225	RK-MT2R	19.4	49	22.5	M8*1.25	1/8"
CD340401.2555330	RK-MT3R	25.5	53	30	M8*1.25	1/8"
CD340401.3256336	RK-MT4R	32.5	63	36	M10*1.5	1/4"
CD340401.4857636	RK-MT5R	48.5	76	36	M10*1.5	1/4"
CD340401.6095445	RK-MT5R2	60.1	95.3	44.5	M12*1.75	1/2"






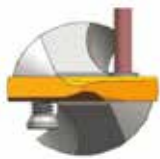

**CD3404-02 铲钻配件 SPADE DRILL ACCESSORIES**

订货号 Order	系列 Series	螺丝 Screw	扳手 Spanner
CD340402.0020006	Y0 系列 -Z0 系列	M2.0*5	T6
CD340402.0025008	00 系列 -05 系列	M2.5*6	T8
CD340402.1030008	10 系列 -15 系列	-M3*8	
CD340402.2035015	20 系列 -25 系列	M3.5*10	T15
CD340402.3050020	30 系列 -35 系列	M5*10	T20
CD340402.4050020	40 系列 -45 系列	M5*15	
CD340402.5060025	50 系列 -70 系列	M6*15	T25



## 钻削系列 DISPOSABLE RAPID DRILLING TOOLS

### 深孔加工步骤 DEEP HOLE PROCESS STEPS

8倍径及以上刀杆的使用方法(立式、卧式相同) 8 times diameter and above drill holder use sultion			
① 导向孔加工 ① Guide hole machining		<ul style="list-style-type: none"> <li>●使用与深孔相同直径的短刀杆, 开1个深度至少为2倍径深的导向孔。</li> <li>●使用前端角度和深孔用钻头相同, 或者比深孔用钻头角度大的刀片。</li> <li>●Use the diameter short drill holder same as deephole diameter, open a depth at least reach 2times diameter hole</li> <li>●Use front angle same as deep hole drill, or use deephole drill large angle inserts</li> </ul>	
② 深孔钻头的插入 ② Insert of deep hole drill		<ul style="list-style-type: none"> <li>●转速最多设定50RPM, 进给固定为 F=300mm/min, 关闭冷却液以上述条件将深孔钻头插入至距离导向孔末端1-3mm处。</li> <li>●Rotate speed maximum is 50 PRM, feed ismairtance F=300mm/min, close the coolantfluid, though the above conditions will put the deep hole drill to guide hole 1-3 mm.</li> </ul>	
③ 盲孔加工时 ③ Blind holeprocessing		<ul style="list-style-type: none"> <li>●速度和进给设定为推荐值100%, 请在实施深孔加工的同时, 确认切屑排出状态以及机床的负载率。请不要采用分段进给的方法加工。</li> <li>● Speed and feed is settling as 100% of recom-mand numerical, when process deep hole, comfirm Chip discharge status and machine's Load factor. Please do not use sectional feeding to process</li> </ul>	
※ 如果实际加工中, 确实无法断切屑, 请采用分段进给的方式加工。分段进给时, 以4mm为起始, 逐渐增加分段加工长度。 ※ If in the actual processing, can not cut the cuttings, please use sections feed. While the section feed, start with 4mm, increase section length.			
※ 如果机床负载率变化剧烈, 有可能是因为切削堵塞, 为防止钻头损坏, 请中断加工, 重申切削条件及刀片形状。 ※ If machine load rate drastic change, maybe because cutting blocking. In order to prevent drill, please pause the processing, retrial cutting suitation and shape of inserts			
④ 孔加工时(即将打通之前) ④ While through-hole processing		<ul style="list-style-type: none"> <li>●钻头尖端露出之前, 请设定速度为推荐值的50%。进给为推荐值的75%。</li> <li>●打通的地方为斜孔的话。也请在钻头任一部分露出之前, 与上述相同的设定。</li> <li>●钻头刀片的刀刃部分至少要露出3mm以上才可以将钻头拔出。</li> <li>●Before the inserts tip appear, please setting the speed at 50% of recommand, feed is 75% of recommand</li> <li>● If the through-hole is Oblique hole, please do the same setting before the inserts appear</li> <li>●Drill inserts have to appear at least 3mm, then the drill can be pull out</li> </ul>	
⑤ 钻头拔出的方法 ⑤ He wayto pull ou the drill		<ul style="list-style-type: none"> <li>●钻头拔出时, 转速最多设定为50RPM。</li> <li>● When the dirll pull out, Max rotate speed is 50 RPM</li> </ul>	
<b>铲钻使用注意事项</b> <b>Matters need to attention when use spade drill</b>			
1. 请对刀片紧固螺栓左右均等地。 1. Please rotate the tight bolt equl between left and right		② 临时紧固 ④ 正式紧固 ⑥ 加强紧固 ② Temporarilh tighten ④ Formatetigheten ⑥ Enhancetigheten	 ① 临时紧固 ③ 正式紧固 ⑤ 加强紧固 ① Temporarih tighten ③ Formatetigheten ⑤ Enhancetigheten
<b>错误方式</b> <b>The wrong way</b>		<b>正确方式</b> <b>The right way</b>	
2. 准备工作时请勿碰到刀尖。 2. While processing please do not touch the tip			
3. 请参照铲钻的加工参数表, 确认切削速度、切削进给。 3. Please according spade drill processing parameter, comform the cutting speed and processing feed			

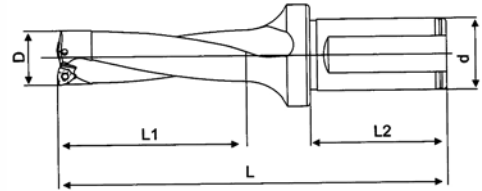
**钻削系列 DISPOSABLE RAPID DRILLING TOOLS**
**硬质合金加工参数 PROCESSING PARAMETERS OF CEMENTED CARBIDE**

硬质合金涂层产品 Cemented carbide coating products								
被切削材质 By cutting texture	硬度 ( HB ) Hardness(HB)	切削速度 ( m/min ) Cutting speed(m/min)		切削进给 ( mm/rev ) Cutting feed(mm/rev)				
		A	H	φ 9.5- φ 12.9	φ 13- φ 17.5	φ 17.6- φ 24.4	φ 24.5- φ 35	φ 35.1- φ 47.9
易切削钢 Free-cutting steel	100 ~ 150	82	93	0.13	0.19	0.24	0.29	0.34
	150 ~ 200	70	80	0.11	0.18	0.22	0.26	0.3
	200 ~ 250	67	76	0.1	0.16	0.21	0.24	0.27
低碳钢 Low-carbon steel	85 ~ 125	77	87	0.13	0.16	0.21	0.27	0.3
	125 ~ 175	67	76	0.11	0.16	0.21	0.26	0.29
	175 ~ 225	61	69	0.1	0.14	0.19	0.24	0.27
	175 ~ 225	61	69	0.1	0.14	0.19	0.24	0.27
	225 ~ 275	54	60	0.08	0.14	0.19	0.24	0.27
中碳钢 Medium carbon steel	125 ~ 175	67	76	0.11	0.16	0.21	0.26	0.29
	175 ~ 225	61	69	0.1	0.14	0.19	0.24	0.27
	225 ~ 275	54	60	0.1	0.14	0.19	0.24	0.27
	275 ~ 325	45	51	0.08	0.13	0.18	0.22	0.26
合金钢 Alloy steel	125 ~ 175	64	73	0.11	0.16	0.21	0.26	0.29
	175 ~ 225	59	67	0.1	0.14	0.19	0.24	0.27
	225 ~ 275	54	60	0.1	0.14	0.19	0.24	0.27
	275 ~ 325	49	55	0.08	0.13	0.18	0.22	0.26
	325 ~ 375	43	50	0.06	0.11	0.16	0.21	0.24
高硬度合金钢 High hardness alloy steel	225 ~ 300	39	46	0.1	0.13	0.16	0.19	0.24
	300 ~ 350	35	39	0.08	0.13	0.14	0.14	0.22
	350 ~ 400	32	35	0.06	0.11	0.13	0.16	0.19
结构钢 Constructional steel	100 ~ 150	61	69	0.13	0.18	0.22	0.26	0.29
	150 ~ 250	49	55	0.1	0.16	0.19	0.22	0.26
	250 ~ 350	45	51	0.08	0.14	0.18	0.19	0.22
高温合金 Hiah temp erature alloy	140 ~ 220	21	22	0.06	0.11	0.14	0.18	0.21
	220 ~ 310	17	18	0.06	0.1	0.13	0.16	0.19
不锈钢 Hiah temp erature alloy	135 ~ 185	42	46	0.11	0.14	0.19	0.22	0.26
	185 ~ 275	32	35	0.1	0.13	0.18	0.19	0.22
工具钢 Stainless stee	150 ~ 200	43	50	0.06	0.11	0.14	0.18	0.21
	200 ~ 250	34	38	0.06	0.11	0.14	0.18	0.21
铝合金 Chisel tool steel	30	294	-	0.16	0.24	0.29	0.32	0.35
	180	196	-	0.14	0.21	0.26	0.29	0.32
铸铁 Cast iron	120 ~ 150	90	97	0.13	0.19	0.24	0.3	0.37
	150 ~ 200	78	93	0.11	0.18	0.21	0.27	0.34
	200 ~ 220	70	83	0.1	0.14	0.19	0.24	0.29
	220 ~ 260	61	72	0.08	0.13	0.18	0.21	0.24
	260 ~ 320	54	65	0.08	0.11	0.16	0.18	0.21
不同刀杆长度的建议切削条件 Different length drill holder recommand cutting condition								
刀片直径 Drill diamete	倍径 Diameter							
9.5-24.4	10		17			22		
24.5-65.28	7		11			18		
65.3-114.48	5		7			9		
	建议切削进给X0.85 Suggest processing speed*0.85		建议切削进给X0.8 Suggest processing speed*0.8			建议切削进给X0.75 Suggest processing speed*0.75		
	建议切削进给X0.95 Suggest processing speed*0.95		建议切削进给X0.9 Suggest processing speed*0.9			建议切削进给X0.9 Suggest processing speed*0.9		

## 钻削系列 DISPOSABLE RAPID DRILLING TOOLS

### 高速钢加工参数 HSS PROCESSING PARAMETERS

高速涂层产品 High speed steel coating											
被切削材质 By cutting texture	硬度 ( HB ) Hardness(HB)	切削速度 ( m/min ) Cutting speed(m/min)		切削进给 ( mm/rev ) Cutting feed(mm/rev)							
		A	H	φ 9.5- φ 12.9	φ 13- φ 17.5	φ 17.6- φ 24.4	φ 24.5- φ 35	φ 35.1- φ 47.9	φ 48- φ 65.28	φ 65.3- φ 114.48	
易切削钢 Free-cutting steel	100 ~ 150	55	64	0.12	0.16	0.21	0.26	0.33	0.38	0.46	
	150 ~ 200	51	59	0.12	0.16	0.22	0.26	0.33	0.38	0.46	
	200 ~ 250	47	54	0.1	0.16	0.22	0.26	0.33	0.38	0.46	
低碳钢 Low-carbon steel	85 ~ 125	49	57	0.1	0.15	0.19	0.25	0.31	0.38	0.45	
	125 ~ 175	47	54	0.1	0.15	0.19	0.25	0.31	0.34	0.39	
	175 ~ 225	45	51	0.09	0.13	0.16	0.23	0.3	0.34	0.39	
	225 ~ 275	42	48	0.09	0.13	0.16	0.23	0.3	0.31	0.36	
中碳钢 Medium carbon steel	125 ~ 175	47	54	0.1	0.15	0.19	0.25	0.31	0.38	0.45	
	175 ~ 225	45	51	0.09	0.13	0.16	0.23	0.3	0.34	0.39	
	225 ~ 275	42	48	0.09	0.13	0.16	0.23	0.3	0.34	0.39	
	275 ~ 325	38	45	0.06	0.12	0.15	0.19	0.26	0.31	0.36	
合金钢 Alloy steel	125 ~ 175	42	47	0.1	0.13	0.16	0.23	0.28	0.31	0.36	
	175 ~ 225	38	45	0.09	0.13	0.16	0.23	0.28	0.31	0.36	
	225 ~ 275	35	42	0.09	0.12	0.16	0.23	0.28	0.31	0.36	
	275 ~ 325	34	38	0.06	0.1	0.15	0.19	0.25	0.28	0.33	
	325 ~ 375	30	35	0.06	0.1	0.15	0.19	0.25	0.28	0.33	
高硬度合金钢 High hardness alloy steel	225 ~ 300	22	24	0.09	0.12	0.15	0.16	0.23	0.28	0.33	
	300 ~ 350	17	19	0.06	0.12	0.15	0.16	0.23	0.28	0.33	
	350 ~ 400	14	16	0.06	0.1	0.13	0.15	0.19	0.25	0.3	
结构钢 Constructional steel	100 ~ 150	39	46	0.1	0.16	0.19	0.23	0.3	0.34	0.42	
	150 ~ 250	26	38	0.09	0.15	0.16	0.19	0.26	0.31	0.39	
	250 ~ 350	28	31	0.06	0.13	0.15	0.16	0.23	0.28	0.33	
高温合金 High temperature alloy	140 ~ 220	8	9	0.06	0.12	0.13	0.16	0.19	0.25	0.28	
	220 ~ 310	7	8	0.06	0.1	0.12	0.13	0.16	0.19	0.23	
不锈钢 High temperature alloy	135 ~ 185	21	23	0.1	0.13	0.15	0.18	0.23	0.26	0.33	
	185 ~ 275	18	20	0.09	0.12	0.13	0.16	0.19	0.23	0.3	
工具钢 Stainless steel	150 ~ 200	22	24	0.06	0.1	0.13	0.16	0.19	0.25	0.28	
	200 ~ 250	18	20	0.06	0.1	0.13	0.16	0.19	0.25	0.28	
铝合金 Chisel tool steel	30	166	-	0.13	0.22	0.26	0.32	0.36	0.42	0.42	
	180	89	-	0.13	0.22	0.26	0.3	0.36	0.42	0.42	
铸铁 Cast iron	120 ~ 150	49	57	0.12	0.19	0.26	0.33	0.39	0.45	0.49	
	150 ~ 200	45	51	0.1	0.18	0.23	0.3	0.36	0.42	0.46	
	200 ~ 220	38	45	0.1	0.15	0.19	0.26	0.3	0.34	0.39	
	220 ~ 260	32	38	0.09	0.12	0.15	0.19	0.23	0.28	0.33	
	260 ~ 320	26	30	0.06	0.1	0.12	0.15	0.19	0.23	0.26	
不同刀杆长度的建议切削条件 Different length drill holder recommend cutting condition											
刀片直径 Drill diameter	倍径 Diameter										
9.5-24.4	10			17				22			
24.5-65.28	7			11				18			
65.3-114.48	5			7				9			
	建议切削进给X0.85 Suggest processing speed*0.85			建议切削进给X0.8 Suggest processing speed*0.8				建议切削进给X0.75 Suggest processing speed*0.75			
	建议切削进给X0.95 Suggest processing speed*0.95			建议切削进给X0.9 Suggest processing speed*0.9				建议切削进给X0.9 Suggest processing speed*0.9			

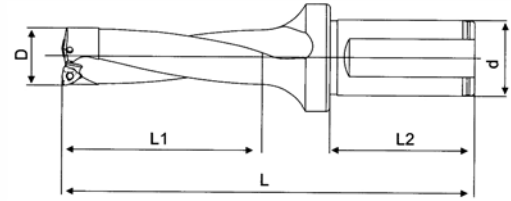
**钻削系列 INDEXABLE RAPID DRILLING TOOLS**
**CD3405-01 可转位式WC刀片 2倍快速钻  
2xD INDEXABLE RAPID DRILLING TOOLS**


订货号Order No.	型号Model No.	D	L1	L	L2	d
CD340501.1425028	ZD02-14.0-XP25-WC03-02	14	28	106		56 25
CD340501.1452529	ZD02-14.5-XP25-WC03-02	14.5	29	107		
CD340501.1525030	ZD02-15.0-XP25-WC03-02	15	30	108		
CD340501.1552531	ZD02-15.5-XP25-WC03-02	15.5	31	109		
CD340501.1625032	ZD02-16.0-XP25-WC03-02	16	32	110		
CD340501.1652533	ZD02-16.5-XP25-WC03-02	16.5	33	111		
CD340501.1725034	ZD02-17.0-XP25-WC03-02	17	34	112		
CD340501.1752535	ZD02-17.5-XP25-WC03-02	17.5	35	113		
CD340501.1825036	ZD02-18.0-XP25-WC03-02	18	36	114		
CD340501.1852537	ZD02-18.5-XP25-WC03-02	18.5	37	115		
CD340501.1925038	ZD02-19.0-XP25-WC03-02	19	38	116		
CD340501.1952539	ZD02-19.5-XP25-WC03-02	19.5	39	117		
CD340501.2025040	ZD02-20.0-XP25-WC03-02	20	40	119		
CD340501.2052541	ZD02-20.5-XP25-WC03-02	20.5	41	120		
CD340501.2125042	ZD02-21.0-XP25-WC04-02	21	42	121		
CD340501.2152543	ZD02-21.5-XP25-WC04-02	21.5	43	122		
CD340501.2225044	ZD02-22.0-XP25-WC04-02	22	44	123		
CD340501.2252545	ZD02-22.5-XP25-WC04-02	22.5	45	124		
CD340501.2325046	ZD02-23.0-XP25-WC04-02	23	46	125		
CD340501.2352547	ZD02-23.5-XP25-WC04-02	23.5	47	126		
CD340501.2425048	ZD02-24.0-XP25-WC04-02	24	48	127		
CD340501.2452549	ZD02-24.5-XP25-WC04-02	24.5	49	128		
CD340501.2532050	ZD02-25.0-XP32-WC05-02	25	50	141		
CD340501.2553251	ZD02-25.5-XP32-WC05-02	25.5	51	142		
CD340501.2632052	ZD02-26.0-XP32-WC05-02	26	52	143		
CD340501.2653253	ZD02-26.5-XP32-WC05-02	26.5	53	144		
CD340501.2732054	ZD02-27.0-XP32-WC05-02	27	54	145		
CD340501.2753255	ZD02-27.5-XP32-WC05-02	27.5	55	146		
CD340501.2832056	ZD02-28.0-XP32-WC05-02	28	56	147		
CD340501.2853257	ZD02-28.5-XP32-WC05-02	28.5	57	148		
CD340501.2932058	ZD02-29.0-XP32-WC05-02	29	58	149		
CD340501.2953259	ZD02-29.5-XP32-WC05-02	29.5	59	150		
CD340501.3032060	ZD02-30.0-XP32-WC05-02	30	60	151		
CD340501.3053261	ZD02-30.5-XP32-WC05-02	30.5	61	152		
CD340501.3132062	ZD02-31.0-XP32-WC05-02	31	62	153		
CD340501.3153263	ZD02-31.5-XP32-WC05-02	31.5	63	154		

订货号Order No.	型号Model No.	D	L1	L	L2	d
CD340501.3232064	ZD02-32.0-XP32-WC06-02	32	64	155		60 32
CD340501.3253265	ZD02-32.5-XP32-WC06-02	32.5	65	156		
CD340501.3332066	ZD02-33.0-XP32-WC06-02	33	66	157		
CD340501.3353267	ZD02-33.5-XP32-WC06-02	33.5	67	158		
CD340501.3432068	ZD02-34.0-XP32-WC06-02	34	68	159		
CD340501.3453269	ZD02-34.5-XP32-WC06-02	34.5	69	160		
CD340501.3532070	ZD02-35.0-XP32-WC06-02	35	70	161		
CD340501.3553271	ZD02-35.5-XP32-WC06-02	35.5	71	162		
CD340501.3632072	ZD02-36.0-XP32-WC06-02	36	72	163		
CD340501.3653273	ZD02-36.5-XP32-WC06-02	36.5	73	164		
CD340501.3732074	ZD02-37.0-XP32-WC06-02	37	74	165		
CD340501.3753275	ZD02-37.5-XP32-WC06-02	37.5	75	166		
CD340501.3832076	ZD02-38.0-XP32-WC06-02	38	76	167		
CD340501.3853277	ZD02-38.5-XP32-WC06-02	38.5	77	168		
CD340501.3932078	ZD02-39.0-XP32-WC06-02	39	78	169		
CD340501.3953279	ZD02-39.5-XP32-WC06-02	39.5	79	170		
CD340501.4032080	ZD02-40.0-XP32-WC06-02	40	80	171		
CD340501.4132082	ZD02-41.0-XP32-WC06-02	41	82	173		
CD340501.4232084	ZD02-42.0-XP32-WC06-02	42	84	175		
CD340501.4340086	ZD02-43.0-XP40-WC08-02	43	86	186		
CD340501.4440088	ZD02-44.0-XP40-WC08-02	44	88	188		
CD340501.4540090	ZD02-45.0-XP40-WC08-02	45	90	190		
CD340501.4640092	ZD02-46.0-XP40-WC08-02	46	92	192		
CD340501.4740094	ZD02-47.0-XP40-WC08-02	47	94	194		
CD340501.4840096	ZD02-48.0-XP40-WC08-02	48	96	196		
CD340501.4940098	ZD02-49.0-XP40-WC08-02	49	98	198		
CD340501.5040100	ZD02-50.0-XP40-WC08-02	50	100	200		
CD340501.5140102	ZD02-51.0-XP40-WC08-02	51	102	202		
CD340501.5240104	ZD02-52.0-XP40-WC08-02	52	104	204		
CD340501.5340106	ZD02-53.0-XP40-WC08-02	53	106	206		
CD340501.5440108	ZD02-54.0-XP40-WC08-02	54	108	208		
CD340501.5540110	ZD02-55.0-XP40-WC08-02	55	110	210		
CD340501.5640112	ZD02-56.0-XP40-WC08-02	56	112	212		
CD340501.5740114	ZD02-57.0-XP40-WC08-02	57	114	214		
CD340501.5840116	ZD02-58.0-XP40-WC06-04	58	116	216		
CD340501.5940118	ZD02-59.0-XP40-WC06-04	59	118	218		
CD340501.6040120	ZD02-60.0-XP40-WC06-04	60	120	220		

钻削系列 INDEXABLE RAPID DRILLING TOOLS

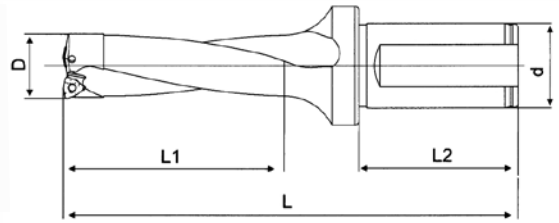
CD3405-02 可转位式WC刀片 3倍快速钻  
3xD INDEXABLE RAPID DRILLING TOOLS



订货号 Order No.	型号 Model No.	D	L1	L	L2	d
CD340502.1425042	ZD03-14.0-XP25-WC03-02	14	42	120	56	25
CD340502.1452544	ZD03-14.5-XP25-WC03-02	14.5	43.5	122	56	
CD340502.1525045	ZD03-15.0-XP25-WC03-02	15	45	123	56	
CD340502.1552547	ZD03-15.5-XP25-WC03-02	15.5	46.5	124	56	
CD340502.1625048	ZD03-16.0-XP25-WC03-02	16	48	126	56	
CD340502.1652550	ZD03-16.5-XP25-WC03-02	16.5	49.5	127	56	
CD340502.1725051	ZD03-17.0-XP25-WC03-02	17	51	129	56	
CD340502.1752553	ZD03-17.5-XP25-WC03-02	17.5	52.5	130	56	
CD340502.1825054	ZD03-18.0-XP25-WC03-02	18	54	132	56	
CD340502.1852556	ZD03-18.5-XP25-WC03-02	18.5	55.5	133	56	
CD340502.1925057	ZD03-19.0-XP25-WC03-02	19	57	135	56	
CD340502.1952559	ZD03-19.5-XP25-WC03-02	19.5	58.5	136	56	
CD340502.2025060	ZD03-20.0-XP25-WC03-02	20	60	139	56	
CD340502.2052562	ZD03-20.5-XP25-WC03-02	20.5	61.5	140	56	
CD340502.2125063	ZD03-21.0-XP25-WC04-02	21	63	142	56	
CD340502.2152565	ZD03-21.5-XP25-WC04-02	21.5	64.5	143	56	
CD340502.2225066	ZD03-22.0-XP25-WC04-02	22	66	145	56	
CD340502.2252568	ZD03-22.5-XP25-WC04-02	22.5	67.5	148	56	
CD340502.2325069	ZD03-23.0-XP25-WC04-02	23	69	148	56	
CD340502.2352571	ZD03-23.5-XP25-WC04-02	23.5	70.5	149	56	
CD340502.2425072	ZD03-24.0-XP25-WC04-02	24	72	151	56	
CD340502.2452574	ZD03-24.5-XP25-WC04-02	24.5	73.5	152	56	
CD340502.2532075	ZD03-25-XP32-WC05-02	25	75	166	60	
CD340502.2553277	ZD03-25.5-XP32-WC05-02	25.5	76.5	167	60	
CD340502.2632078	ZD03-26-XP32-WC05-02	26	78	169	60	
CD340502.2653280	ZD03-26.5-XP32-WC05-02	26.5	79.5	170	60	
CD340502.2732081	ZD03-27-XP32-WC05-02	27	81	172	60	
CD340502.2753283	ZD03-27.5-XP32-WC05-02	27.5	82.5	173	60	
CD340502.2832084	ZD03-28-XP32-WC05-02	28	84	175	60	
CD340502.2853286	ZD03-28.5-XP32-WC05-02	28.5	85.5	176	60	
CD340502.2932087	ZD03-29-XP32-WC05-02	29	87	178	60	
CD340502.2953289	ZD03-29.5-XP32-WC05-02	29.5	88.5	179	60	
CD340502.3032090	ZD03-30-XP32-WC05-02	30	90	181	60	
CD340502.3053292	ZD03-30.5-XP32-WC05-02	30.5	91.5	182	60	
CD340502.3132093	ZD03-31-XP32-WC05-02	31	93	184	60	
CD340502.3153295	ZD03-31.5-XP32-WC05-02	31.5	94.5	185	60	

订货号 Order No.	型号 Model No.	D	L1	L	L2	d
CD340502.3232096	ZD03-32.0-XP32-WC06-02	32	96	187	60	32
CD340502.3253298	ZD03-32.5-XP32-WC06-02	32.5	97.5	188	60	
CD340502.3332099	ZD03-33.0-XP32-WC06-02	33	99	190	60	
CD340502.3353210	ZD03-33.5-XP32-WC06-02	33.5	100.5	191	60	
CD340502.3432102	ZD03-34.0-XP32-WC06-02	34	102	193	60	
CD340502.3453210	ZD03-34.5-XP32-WC06-02	34.5	103.5	194	60	
CD340502.3532105	ZD03-35.0-XP32-WC06-02	35	105	196	60	
CD340502.3553210	ZD03-35.5-XP32-WC06-02	35.5	106.5	197	60	
CD340502.3632108	ZD03-36.0-XP32-WC06-02	36	108	199	60	
CD340502.3653210	ZD03-36.5-XP32-WC06-02	36.5	109.5	200	60	
CD340502.3732202	ZD03-37.0-XP32-WC06-02	37	111	202	60	
CD340502.3753211	ZD03-37.5-XP32-WC06-02	37.5	112.5	203	60	
CD340502.3832114	ZD03-38.0-XP32-WC06-02	38	114	205	60	
CD340502.3853211	ZD03-38.5-XP32-WC06-02	38.5	115.5	206	60	
CD340502.3932117	ZD03-39.0-XP32-WC06-02	39	117	206	60	
CD340502.3953211	ZD03-39.5-XP32-WC06-02	39.5	118.5	209	60	
CD340502.4032120	ZD03-40.0-XP32-WC06-02	40	120	211	60	
CD340502.4132123	ZD03-41.0-XP32-WC06-02	41	123	214	60	
CD340502.4232126	ZD03-42.0-XP32-WC06-02	42	126	217	60	
CD340502.4340129	ZD03-43.0-XP40-WC08-02	43	129	229	65	
CD340502.4440132	ZD03-44.0-XP40-WC08-02	44	132	232	65	
CD340502.4540135	ZD03-45.0-XP40-WC08-02	45	135	235	65	
CD340502.4640138	ZD03-46.0-XP40-WC08-02	46	138	238	65	
CD340502.4740141	ZD03-47.0-XP40-WC08-02	47	141	241	65	
CD340502.4840144	ZD03-48.0-XP40-WC08-02	48	144	244	65	
CD340502.4940147	ZD03-49.0-XP40-WC08-02	49	147	247	65	
CD340502.5040150	ZD03-50.0-XP40-WC08-02	50	150	250	65	
CD340502.5140153	ZD03-51.0-XP40-WC08-02	51	153	253	65	
CD340502.5240156	ZD03-52.0-XP40-WC08-02	52	156	256	65	
CD340502.5340159	ZD03-53.0-XP40-WC08-02	53	159	259	65	
CD340502.5440162	ZD03-54.0-XP40-WC08-02	54	162	262	65	
CD340502.5540165	ZD03-55.0-XP40-WC08-02	55	165	265	65	
CD340502.5640168	ZD03-56.0-XP40-WC08-02	56	168	268	65	
CD340502.5740171	ZD03-57.0-XP40-WC08-02	57	171	271	65	
CD340502.5840174	ZD03-58.0-XP40-WC06-04	58	174	274	65	
CD340502.5940177	ZD03-59.0-XP40-WC06-04	59	177	277	65	
CD340502.6040180	ZD03-60.0-XP40-WC06-04	60	180	280	65	

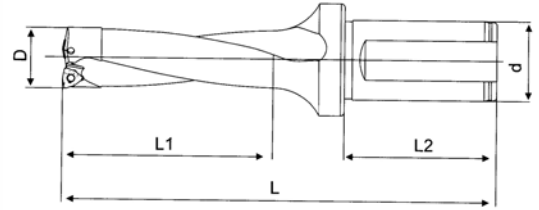


**钻削系列 INDEXABLE RAPID DRILLING TOOLS**
**CD3405-03 可转位式WC刀片 4倍快速钻**  
**4xD INDEXABLE RAPID DRILLING TOOLS**


订货号 Order No.	型号 Model No.	D	L1	L	L2	d
CD340503.1425056	ZD04-14.0-XP25-WC03-02	14	56	134	56	25
CD340503.1452558	ZD04-14.5-XP25-WC03-02	14.5	58	136	56	
CD340503.1525060	ZD04-15.0-XP25-WC03-02	15	60	138	56	
CD340503.1552562	ZD04-15.5-XP25-WC03-02	15.5	62	140	56	
CD340503.1625064	ZD04-16.0-XP25-WC03-02	16	64	142	56	
CD340503.1652566	ZD04-16.5-XP25-WC03-02	16.5	66	144	56	
CD340503.1725068	ZD04-17.0-XP25-WC03-02	17	68	146	56	
CD340503.1752570	ZD04-17.5-XP25-WC03-02	17.5	70	148	56	
CD340503.1825072	ZD04-18.0-XP25-WC03-02	18	72	150	56	
CD340503.1852574	ZD04-18.5-XP25-WC03-02	18.5	74	152	56	
CD340503.1925076	ZD04-19.0-XP25-WC03-02	19	76	154	56	
CD340503.1952578	ZD04-19.5-XP25-WC03-02	19.5	78	155	56	
CD340503.2025080	ZD04-20.0-XP25-WC03-02	20	80	159	56	
CD340503.2052582	ZD04-20.5-XP25-WC03-02	20.5	82	161	56	
CD340503.2125084	ZD04-21.0-XP25-WC04-02	21	84	163	56	
CD340503.2152586	ZD04-21.5-XP25-WC04-02	21.5	86	165	56	
CD340503.2225088	ZD04-22.0-XP25-WC04-02	22	88	167	56	
CD340503.2252590	ZD04-22.5-XP25-WC04-02	22.5	90	169	56	
CD340503.2325092	ZD04-23.0-XP25-WC04-02	23	92	171	56	
CD340503.2352594	ZD04-23.5-XP25-WC04-02	23.5	94	173	56	
CD340503.2425096	ZD04-24.0-XP25-WC04-02	24	96	175	56	
CD340503.2452598	ZD04-24.5-XP25-WC04-02	24.5	98	177	56	
CD340503.2532100	ZD04-25-XP32-WC05-02	25	100	191	60	
CD340503.2553210	ZD04-25.5-XP32-WC05-02	25.5	102	193	60	
CD340503.2632104	ZD04-26-XP32-WC05-02	26	104	195	60	
CD340503.2653210	ZD04-26.5-XP32-WC05-02	26.5	106	197	60	
CD340503.2732108	ZD04-27-XP32-WC05-02	27	108	199	60	
CD340503.2753211	ZD04-27.5-XP32-WC05-02	27.5	110	201	60	
CD340503.2832112	ZD04-28-XP32-WC05-02	28	112	203	60	
CD340503.2853211	ZD04-28.5-XP32-WC05-02	28.5	114	205	60	
CD340503.2932116	ZD04-29-XP32-WC05-02	29	116	207	60	
CD340503.2953211	ZD04-29.5-XP32-WC05-02	29.5	118	209	60	
CD340503.3032120	ZD04-30-XP32-WC05-02	30	120	211	60	
CD340503.3053212	ZD04-30.5-XP32-WC05-02	30.5	122	213	60	
CD340503.3132124	ZD04-31-XP32-WC05-02	31	124	215	60	
CD340503.3153212	ZD04-31.5-XP32-WC05-02	31.5	126	217	60	
CD340503.3232128	ZD04-32.0-XP32-WC06-02	32	128	219	60	
CD340503.3253213	ZD04-32.5-XP32-WC06-02	32.5	130	221	60	
CD340503.3332132	ZD04-33.0-XP32-WC06-02	33	132	223	60	
CD340503.3353213	ZD04-33.5-XP32-WC06-02	33.5	134	225	60	
CD340503.3432136	ZD04-34.0-XP32-WC06-02	34	136	227	60	
CD340503.3453213	ZD04-34.5-XP32-WC06-02	34.5	138	229	60	
CD340503.3532140	ZD04-35.0-XP32-WC06-02	35	140	231	60	
CD340503.3553214	ZD04-35.5-XP32-WC06-02	35.5	142	233	60	
CD340503.3632144	ZD04-36.0-XP32-WC06-02	36	144	235	60	
CD340503.3653214	ZD04-36.5-XP32-WC06-02	36.5	146	237	60	
CD340503.3732148	ZD04-37.0-XP32-WC06-02	37	148	239	60	
CD340503.3753215	ZD04-37.5-XP32-WC06-02	37.5	150	241	60	
CD340503.3832152	ZD04-38.0-XP32-WC06-02	38	152	243	60	
CD340503.3853215	ZD04-38.5-XP32-WC06-02	38.5	154	245	60	
CD340503.3932156	ZD04-39.0-XP32-WC06-02	39	156	247	60	
CD340503.3953215	ZD04-39.5-XP32-WC06-02	39.5	158	249	60	
CD340503.4032160	ZD04-40.0-XP32-WC06-02	40	160	251	60	
CD340503.4132164	ZD04-41.0-XP32-WC06-02	41	164	255	60	
CD340503.4232168	ZD04-42.0-XP32-WC06-02	42	168	259	60	
CD340503.4340172	ZD04-43.0-XP40-WC08-02	43	172	272	65	
CD340503.4440176	ZD04-44.0-XP40-WC08-02	44	176	276	65	
CD340503.4540180	ZD04-45.0-XP40-WC08-02	45	180	280	65	
CD340503.4640184	ZD04-46.0-XP40-WC08-02	46	184	284	65	
CD340503.4740188	ZD04-47.0-XP40-WC08-02	47	188	288	65	
CD340503.4840192	ZD04-48.0-XP40-WC08-02	48	192	292	65	
CD340503.4940196	ZD04-49.0-XP40-WC08-02	49	196	296	65	
CD340503.5040200	ZD04-50.0-XP40-WC08-02	50	200	300	65	
CD340503.5140204	ZD04-51.0-XP40-WC08-02	51	204	304	65	
CD340503.5240208	ZD04-52.0-XP40-WC08-02	52	208	308	65	
CD340503.5340212	ZD04-53.0-XP40-WC08-02	53	212	312	65	
CD340503.5440216	ZD04-54.0-XP40-WC08-02	54	216	316	65	
CD340503.5540220	ZD04-55.0-XP40-WC08-02	55	220	320	65	
CD340503.5640224	ZD04-56.0-XP40-WC08-02	56	224	324	65	
CD340503.5740228	ZD04-57.0-XP40-WC08-02	57	228	328	65	
CD340503.5840232	ZD04-58.0-XP40-WC06-04	58	232	332	65	
CD340503.5940236	ZD04-59.0-XP40-WC06-04	59	236	336	65	
CD340503.6040240	ZD04-60.0-XP40-WC06-04	60	240	340	65	

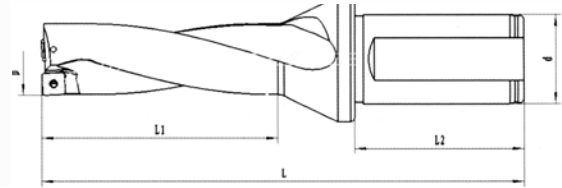
钻削系列 INDEXABLE RAPID DRILLING TOOLS

CD3405-04 可转位式WC刀片 5倍快速钻  
5xD INDEXABLE RAPID DRILLING TOOLS



订货号 Order No.	型号 Model No.	D	L1	L	L2	d
CD340504.1425070	ZD05-14.0-XP25-WC03-02	14	70	148	56	25
CD340504.1452573	ZD05-14.5-XP25-WC03-02	14.5	72.5	150	56	
CD340504.1525075	ZD05-15.0-XP25-WC03-02	15	75	153	56	
CD340504.1552578	ZD05-15.5-XP25-WC03-02	15.5	77.5	155	56	
CD340504.1625080	ZD05-16.0-XP25-WC03-02	16	80	158	56	
CD340504.1652583	ZD05-16.5-XP25-WC03-02	16.5	82.5	160	56	
CD340504.1725085	ZD05-17.0-XP25-WC03-02	17	85	163	56	
CD340504.1752588	ZD05-17.5-XP25-WC03-02	17.5	87.5	165	56	
CD340504.1825090	ZD05-18.0-XP25-WC03-02	18	90	168	56	
CD340504.1852593	ZD05-18.5-XP25-WC03-02	18.5	92.5	170	56	
CD340504.1925095	ZD05-19.0-XP25-WC03-02	19	95	173	56	
CD340504.1952598	ZD05-19.5-XP25-WC03-02	19.5	97.5	174	56	
CD340504.2025100	ZD05-20.0-XP25-WC03-02	20	100	179	56	
CD340504.2052510	ZD05-20.5-XP25-WC03-02	20.5	102.5	181	56	
CD340504.2125105	ZD05-21.0-XP25-WC04-02	21	105	184	56	
CD340504.2152510	ZD05-21.5-XP25-WC04-02	21.5	107.5	186	56	
CD340504.2225110	ZD05-22.0-XP25-WC04-02	22	110	189	56	
CD340504.2252511	ZD05-22.5-XP25-WC04-02	22.5	112.5	193	56	
CD340504.2325115	ZD05-23.0-XP25-WC04-02	23	115	194	56	
CD340504.2352511	ZD05-23.5-XP25-WC04-02	23.5	117.5	196	56	
CD340504.2425120	ZD05-24.0-XP25-WC04-02	24	120	199	56	
CD340504.2452512	ZD05-24.5-XP25-WC04-02	24.5	122.5	201	56	
CD340504.2532125	ZD05-25-XP32-WC05-02	25	125	216	60	
CD340504.2553212	ZD05-25.5-XP32-WC05-02	25.5	127.5	218	60	
CD340504.2632130	ZD05-26-XP32-WC05-02	26	130	221	60	
CD340504.2653213	ZD05-26.5-XP32-WC05-02	26.5	132.5	223	60	
CD340504.2732135	ZD05-27-XP32-WC05-02	27	135	226	60	
CD340504.2753213	ZD05-27.5-XP32-WC05-02	27.5	137.5	228	60	
CD340504.2832140	ZD05-28-XP32-WC05-02	28	140	231	60	
CD340504.2853214	ZD05-28.5-XP32-WC05-02	28.5	142.5	233	60	
CD340504.2932145	ZD05-29-XP32-WC05-02	29	145	236	60	
CD340504.2953214	ZD05-29.5-XP32-WC05-02	29.5	147.5	238	60	
CD340504.3032150	ZD05-30-XP32-WC05-02	30	150	241	60	
CD340504.3053215	ZD05-30.5-XP32-WC05-02	30.5	152.5	243	60	
CD340504.3132155	ZD05-31-XP32-WC05-02	31	155	246	60	
CD340504.3153215	ZD05-31.5-XP32-WC05-02	31.5	157.5	248	60	
CD340504.3232160	ZD05-32-XP32-WC06-02	32	160	251	60	

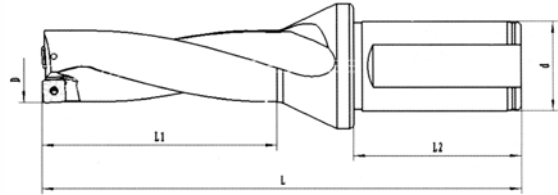
订货号 Order No.	型号 Model No.	D	L1	L	L2	d
CD340504.3253216	ZD05-32.5-XP32-WC06-02	32.5	162.5	253	60	32
CD340504.3332165	ZD05-33-XP32-WC06-02	33	165	256	60	
CD340504.3353216	ZD05-33.5-XP32-WC06-02	33.5	167.5	258	60	
CD340504.3432170	ZD05-34-XP32-WC06-02	34	170	261	60	
CD340504.3453217	ZD05-34.5-XP32-WC06-02	34.5	172.5	263	60	
CD340504.3532175	ZD05-35-XP32-WC06-02	35	175	266	60	
CD340504.3553217	ZD05-35.5-XP32-WC06-02	35.5	177.5	268	60	
CD340504.3632180	ZD05-36-XP32-WC06-02	36	180	271	60	
CD340504.3653218	ZD05-36.5-XP32-WC06-02	36.5	182.5	273	60	
CD340504.3732185	ZD05-37-XP32-WC06-02	37	185	276	60	
CD340504.3753218	ZD05-37.5-XP32-WC06-02	37.5	187.5	278	60	
CD340504.3832190	ZD05-38-XP32-WC06-02	38	190	281	60	
CD340504.3853219	ZD05-38.5-XP32-WC06-02	38.5	192.5	283	60	
CD340504.3932195	ZD05-39-XP32-WC06-02	39	195	284	60	
CD340504.3953219	ZD05-39.5-XP32-WC06-02	39.5	197.5	288	60	
CD340504.4032200	ZD05-40.0-XP32-WC06-02	40	200	291	60	
CD340504.4132205	ZD05-41.0-XP32-WC06-02	41	205	296	60	
CD340504.4232210	ZD05-42.0-XP32-WC06-02	42	210	301	60	
CD340504.4340215	ZD05-43.0-XP40-WC08-02	43	215	315	65	
CD340504.4440220	ZD05-44.0-XP40-WC08-02	44	220	320	65	
CD340504.4540225	ZD05-45-XP40-WC08-02	45	225	325	65	
CD340504.4640230	ZD05-46.0-XP40-WC08-02	46	230	330	65	
CD340504.4740235	ZD05-47.0-XP40-WC08-02	47	235	335	65	
CD340504.4840240	ZD05-48.0-XP40-WC08-02	48	240	340	65	
CD340504.4940245	ZD05-49.0-XP40-WC08-02	49	245	345	65	
CD340504.5040250	ZD05-50.0-XP40-WC08-02	50	250	350	65	
CD340504.5140255	ZD05-51.0-XP40-WC08-02	51	255	355	65	
CD340504.5240260	ZD05-52.0-XP40-WC08-02	52	260	360	65	
CD340504.5340265	ZD05-53.0-XP40-WC08-02	53	265	365	65	
CD340504.5440270	ZD05-54.0-XP40-WC08-02	54	270	370	65	
CD340504.5540275	ZD05-55.0-XP40-WC08-02	55	275	375	65	
CD340504.5640280	ZD05-56.0-XP40-WC08-02	56	280	380	65	
CD340504.5740285	ZD05-57.0-XP40-WC08-02	57	285	385	65	
CD340504.5840290	ZD05-58.0-XP40-WC06-02	58	290	390	65	
CD340504.5940295	ZD05-59.0-XP40-WC06-02	59	295	395	65	
CD340504.6040300	ZD05-60.0-XP40-WC06-02	60	300	400	65	

**钻削系列 INDEXABLE RAPID DRILLING TOOLS**
**CD3406-01 可转位式SP刀片 2倍快速钻  
2xD INDEXABLE RAPID DRILLING TOOLS**


订货号Order No.	型号Model No.	D	L1	L	L2	d	订货号Order No.	型号Model No.	D	L1	L	L2	d
CD340601.1325026	ZD02-13.0-XP25-SP05-02	13	26	104	56	25	CD340601.3153263	ZD02-31.5-XP32-SP09-02	31.5	63	154	60	32
CD340601.1352527	ZD02-13.5-XP25-SP05-02	13.5	27	105	56		CD340601.3232064	ZD02-32.0-XP32-SP09-02	32	64	155	60	
CD340601.1425028	ZD02-14.0XP25-SP05-02	14	28	106	56		CD340601.3253265	ZD02-32.5-XP32-SP09-02	32.5	65	156	60	
CD340601.1452529	ZD02-14.5-XP25-SP05-02	14.5	29	107	56		CD340601.3332066	ZD02-33.0-XP32-SP09-02	33	66	157	60	
CD340601.1525030	ZD02-15.0-XP25-SP05-02	15	30	108	56		CD340601.3353267	ZD02-33.5-XP32-SP09-02	33.5	67	158	60	
CD340601.1552531	ZD02-15.5-XP25-SP05-02	15.5	31	109	56		CD340601.3432068	ZD02-34.0-XP32-SP11-02	34	68	159	60	
CD340601.1625032	ZD02-16.0-XP25-SP06-02	16	32	110	56		CD340601.3453269	ZD02-34.5-XP32-SP11-02	34.5	69	160	60	
CD340601.1652533	ZD02-16.5-XP25-SP06-02	16.5	33	111	56		CD340601.3532070	ZD02-35.0-XP32-SP11-02	35	70	161	60	
CD340601.1725034	ZD02-17.0-XP25-SP06-02	17	34	112	56		CD340601.3553271	ZD02-35.5-XP32-SP11-02	35.5	71	162	60	
CD340601.1752535	ZD02-17.5-XP25-SP06-02	17.5	35	113	56		CD340601.3632072	ZD02-36.0-XP32-SP11-02	36	72	163	60	
CD340601.1825036	ZD02-18.0-XP25-SP06-02	18	36	114	56		CD340601.3653273	ZD02-36.5-XP32-SP11-02	36.5	73	164	60	
CD340601.1852537	ZD02-18.5-XP25-SP06-02	18.5	37	115	56		CD340601.3732074	ZD02-37.0-XP32-SP11-02	37	74	165	60	
CD340601.1925038	ZD02-19.0-XP25-SP06-02	19	38	116	56		CD340601.3753275	ZD02-37.5-XP32-SP11-02	37.5	75	166	60	
CD340601.1952539	ZD02-19.5-XP25-SP06-02	19.5	39	117	56		CD340601.3832076	ZD02-38.0-XP32-SP11-02	38	76	167	60	
CD340601.2025040	ZD02-20.0-XP25-SP06-02	20	40	119	56		CD340601.3853277	ZD02-38.5-XP32-SP11-02	38.5	77	168	60	
CD340601.2052541	ZD02-20.5-XP25-SP06-02	20.5	41	120	56		CD340601.3932078	ZD02-39.0-XP32-SP11-02	39	78	169	60	
CD340601.2125042	ZD02-21.0-XP25-SP06-02	21	42	121	56		CD340601.3953279	ZD02-39.5-XP32-SP11-02	39.5	79	170	60	
CD340601.2152543	ZD02-21.5-XP25-SP06-02	21.5	43	122	56		CD340601.4032080	ZD02-40.0-XP32-SP11-02	40	80	171	60	
CD340601.2225044	ZD02-22.0-XP25-SP07-02	22	44	123	56		CD340601.4132082	ZD02-41.0-XP32-SP14-02	41	82	173	60	
CD340601.2252545	ZD02-22.5-XP25-SP07-02	22.5	45	124	56		CD340601.4232084	ZD02-42.0-XP32-SP14-02	42	84	175	60	
CD340601.2325046	ZD02-23.0-XP25-SP07-02	23	46	125	56		CD340601.4340086	ZD02-43.0-XP40-SP14-02	43	86	186	65	
CD340601.2352547	ZD02-23.5-XP25-SP07-02	23.5	47	126	56		CD340601.4440088	ZD02-44.0-XP40-SP14-02	44	88	188	65	
CD340601.2425048	ZD02-24.0-XP25-SP07-02	24	48	127	56		CD340601.4540090	ZD02-45.0-XP40-SP14-02	45	90	190	65	
CD340601.2452549	ZD02-24.5-XP25-SP07-02	24.5	49	128	56		CD340601.4640092	ZD02-46.0-XP40-SP14-02	46	92	192	65	
CD340601.2532050	ZD02-25.0-XP32-SP07-02	25	50	141	60		CD340601.4740094	ZD02-47.0-XP40-SP14-02	47	94	194	65	
CD340601.2553251	ZD02-25.5-XP32-SP07-02	25.5	51	142	60	CD340601.4840096	ZD02-48.0-XP40-SP07-04	48	96	196	65		
CD340601.2632052	ZD02-26.0-XP32-SP07-02	26	52	143	60	CD340601.4940098	ZD02-49.0-XP40-SP07-04	49	98	198	65		
CD340601.2653253	ZD02-26.5-XP32-SP07-02	26.5	53	144	60	CD340601.5040100	ZD02-50.0-XP40-SP07-04	50	100	200	65		
CD340601.2732054	ZD02-27.0-XP32-SP07-02	27	54	145	60	CD340601.5140102	ZD02-51.0-XP40-SP07-04	51	102	202	65		
CD340601.2753255	ZD02-27.5-XP32-SP09-02	27.5	55	146	60	CD340601.5240104	ZD02-52.0-XP40-SP09-04	52	104	204	65		
CD340601.2832056	ZD02-28.0-XP32-SP09-02	28	56	147	60	CD340601.5340106	ZD02-53.0-XP40-SP09-04	53	106	206	65		
CD340601.2853257	ZD02-28.5-XP32-SP09-02	28.5	57	148	60	CD340601.5440108	ZD02-54.0-XP40-SP09-04	54	108	208	65		
CD340601.2932058	ZD02-29.0-XP32-SP09-02	29	58	149	60	CD340601.5540110	ZD02-55.0-XP40-SP09-04	55	110	210	65		
CD340601.2953259	ZD02-29.5-XP32-SP09-02	29.5	59	150	60	CD340601.5640112	ZD02-56.0-XP40-SP09-04	56	112	212	65		
CD340601.3032060	ZD02-30.0-XP32-SP09-02	30	60	151	60	CD340601.5740114	ZD02-57.0-XP40-SP09-04	57	114	214	65		
CD340601.3053261	ZD02-30.5-XP32-SP09-02	30.5	61	152	60	CD340601.5840116	ZD02-58.0-XP40-SP09-04	58	116	216	65		
CD340601.3132062	ZD02-31.0-XP32-SP09-02	31	62	153	60	CD340601.5940118	ZD02-59.0-XP40-SP09-04	59	118	218	65		
							CD340601.6040120	ZD02-60.0-XP40-SP14-02	60	120	220	65	

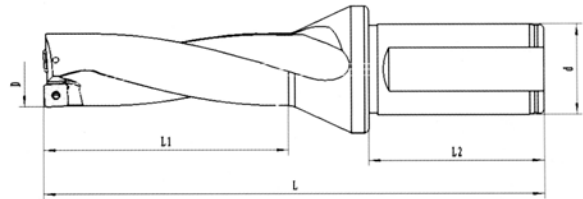
## 钻削系列 INDEXABLE RAPID DRILLING TOOLS

### CD3406-02 可转位式SP刀片3倍快速钻 3xD INDEXABLE RAPID DRILLING TOOLS



订货号 Order No.	型号Model No.	D	L1	L	L2	d	订货号 Order No.	型号Model No.	D	L1	L	L2	d
CD340602.1325039	ZD03-13.0-XP25-SP05-02	13	39	117	56	25	CD340602.3154095	ZD03-31.5-XP40-SP07-04	31.5	94.5	185	60	32
CD340602.1352541	ZD03-13.5-XP25-SP05-02	13.5	40.5	118	56		CD340602.3240096	ZD03-32.0-XP40-SP07-04	32	96	187	60	
CD340602.1425042	ZD03-14.0-XP25-SP05-02	14	42	120	56		CD340602.3254098	ZD03-32.5-XP40-SP09-04	32.5	97.5	188	60	
CD340602.1452544	ZD03-14.5-XP25-SP06-02	14.5	43.5	122	56		CD340602.3340099	ZD03-33.0-XP40-SP09-04	33	99	190	60	
CD340602.1525045	ZD03-15.0-XP25-SP06-02	15	45	123	56		CD340602.3354010	ZD03-33.5-XP40-SP09-04	33.5	100.5	191	60	
CD340602.1552547	ZD03-15.5-XP25-SP06-02	15.5	46.5	124	56		CD340602.3432102	ZD03-34.0-XP32-SP11-02	34	102	193	60	
CD340602.1625048	ZD03-16.0-XP25-SP06-02	16	48	126	56		CD340602.3453210	ZD03-34.5-XP32-SP11-02	34.5	103.5	194	60	
CD340602.1652550	ZD03-16.5-XP25-SP06-02	16.5	49.5	127	56		CD340602.3532105	ZD03-35.0-XP32-SP11-02	35	105	196	60	
CD340602.1725051	ZD03-17.0-XP25-SP06-02	17	51	129	56		CD340602.3553210	ZD03-35.5-XP32-SP11-02	35.5	106.5	197	60	
CD340602.1752553	ZD03-17.5-XP25-SP07-02	17.5	52.5	130	56		CD340602.3632108	ZD03-36.0-XP32-SP11-02	36	108	199	60	
CD340602.1825054	ZD03-18.0-XP25-SP07-02	18	54	132	56		CD340602.3653211	ZD03-36.5-XP32-SP11-02	36.5	109.5	200	60	
CD340602.1852556	ZD03-18.5-XP25-SP07-02	18.5	55.5	133	56		CD340602.3732111	ZD03-37.0-XP32-SP11-02	37	111	202	60	
CD340602.1932057	ZD03-19.0-XP32-SP07-02	19	57	135	56		CD340602.3753211	ZD03-37.5-XP32-SP11-02	37.5	112.5	203	60	
CD340602.1953259	ZD03-19.5-XP32-SP07-02	19.5	58.5	136	56		CD340602.3832114	ZD03-38.0-XP32-SP11-02	38	114	205	60	
CD340602.2032060	ZD03-20.0-XP32-SP07-02	20	60	139	56		CD340602.3853211	ZD03-38.5-XP32-SP11-02	38.5	115.5	206	60	
CD340602.2053262	ZD03-20.5-XP32-SP09-02	20.5	61.5	140	56		CD340602.3932117	ZD03-39.0-XP32-SP11-02	39	117	206	60	
CD340602.2132063	ZD03-21.0-XP32-SP09-02	21	63	142	56		CD340602.3953211	ZD03-39.5-XP32-SP11-02	39.5	118.5	209	60	
CD340602.2153265	ZD03-21.5-XP32-SP09-02	21.5	64.5	143	56		CD340602.4032120	ZD03-40.0-XP32-SP11-02	40	120	211	60	
CD340602.2232066	ZD03-22.0-XP32-SP09-02	22	66	145	56		CD340602.4132123	ZD03-41.0-XP32-SP14-02	41	123	214	60	
CD340602.2253268	ZD03-22.5-XP32-SP09-02	22.5	67.5	148	56		CD340602.4232126	ZD03-42.0-XP32-SP14-02	42	126	217	60	
CD340602.2332069	ZD03-23.0-XP32-SP09-02	23	69	148	56		CD340602.4340129	ZD03-43.0-XP40-SP14-02	43	129	229	65	
CD340602.2353271	ZD03-23.5-XP32-SP11-02	23.5	70.5	149	56		CD340602.4440132	ZD03-44.0-XP40-SP14-02	44	132	232	65	
CD340602.2432072	ZD03-24.0-XP32-SP11-02	24	72	151	56		CD340602.4540135	ZD03-45.0-XP40-SP14-02	45	135	235	65	
CD340602.2453274	ZD03-24.5-XP32-SP11-02	24.5	73.5	152	56		CD340602.4640138	ZD03-46.0-XP40-SP14-02	46	138	238	65	
CD340602.2532075	ZD03-25.0-XP32-SP11-02	25	75	166	60		CD340602.4740141	ZD03-47.0-XP40-SP14-02	47	141	241	65	
CD340602.2553277	ZD03-25.5-XP32-SP11-02	25.5	76.5	167	60	CD340602.4840144	ZD03-48.0-XP40-SP07-04	48	144	244	65		
CD340602.2632078	ZD03-26.0-XP32-SP11-02	26	78	169	60	CD340602.4940147	ZD03-49.0-XP40-SP07-04	49	147	247	65		
CD340602.2653280	ZD03-26.5-XP32-SP11-02	26.5	79.5	170	60	CD340602.5040150	ZD03-50.0-XP40-SP07-04	50	150	250	65		
CD340602.2732081	ZD03-27.0-XP32-SP14-02	27	81	172	60	CD340602.5140153	ZD03-51.0-XP40-SP07-04	51	153	253	65		
CD340602.2753283	ZD03-27.5-XP32-SP14-02	27.5	82.5	173	60	CD340602.5240156	ZD03-52.0-XP40-SP09-04	52	156	256	65		
CD340602.2840084	ZD03-28.0-XP40-SP14-02	28	84	175	60	CD340602.5340159	ZD03-53.0-XP40-SP09-04	53	159	259	65		
CD340602.2854086	ZD03-28.5-XP40-SP14-02	28.5	85.5	176	60	CD340602.5440162	ZD03-54.0-XP40-SP09-04	54	162	262	65		
CD340602.2940087	ZD03-29.0-XP40-SP14-02	29	87	178	60	CD340602.5540165	ZD03-55.0-XP40-SP09-04	55	165	265	65		
CD340602.2954089	ZD03-29.5-XP40-SP14-02	29.5	88.5	179	60	CD340602.5640168	ZD03-56.0-XP40-SP09-04	56	168	268	65		
CD340602.3040090	ZD03-30.0-XP40-SP14-02	30	90	181	60	CD340602.5740171	ZD03-57.0-XP40-SP09-04	57	171	271	65		
CD340602.3054092	ZD03-30.5-XP40-SP07-04	30.5	91.5	182	60	CD340602.5840174	ZD03-58.0-XP40-SP09-04	58	174	274	65		
CD340602.3140093	ZD03-31.0-XP40-SP07-04	31	93	184	60	CD340602.5940177	ZD03-59.0-XP40-SP09-04	59	177	277	65		
						CD340602.6040180	ZD03-60.0-XP40-SP09-04	60	180	280	65		



**钻削系列 INDEXABLE RAPID DRILLING TOOLS**
**CD3406-03 可转位式SP刀片 4倍快速钻  
4xD INDEXABLE RAPID DRILLING TOOLS**


订货号 Order No.	型号 Model No.	D	L1	L	L2	d
CD340603.1325052	ZD04-13.0-XP25-SP05-02	13	52	130	56	25
CD340603.1352554	ZD04-13.5-XP25-SP05-02	13.5	54	132	56	
CD340603.1425056	ZD04-14.0-XP25-SP05-02	14	56	134	56	
CD340603.1452558	ZD04-14.5-XP25-SP05-02	14.5	58	136	56	
CD340603.1525060	ZD04-15.0-XP25-SP05-02	15	60	138	56	
CD340603.1552562	ZD04-15.5-XP25-SP06-02	15.5	62	140	56	
CD340603.1625064	ZD04-16.0-XP25-SP06-02	16	64	142	56	
CD340603.1652566	ZD04-16.5-XP25-SP06-02	16.5	66	144	56	
CD340603.1725068	ZD04-17.0-XP25-SP06-02	17	68	146	56	
CD340603.1752570	ZD04-17.5-XP25-SP06-02	17.5	70	148	56	
CD340603.1825072	ZD04-18.0-XP25-SP06-02	18	72	150	56	
CD340603.1852574	ZD04-18.5-XP25-SP06-02	18.5	74	152	56	
CD340603.1925076	ZD04-19.0-XP25-SP06-02	19	76	154	56	
CD340603.1952578	ZD04-19.5-XP25-SP06-02	19.5	78	155	56	
CD340603.2025080	ZD04-20.0-XP25-SP06-02	20	80	159	56	
CD340603.2052582	ZD04-20.5-XP25-SP06-02	20.5	82	161	56	
CD340603.2125084	ZD04-21.0-XP25-SP06-02	21	84	163	56	
CD340603.2152586	ZD04-21.5-XP25-SP06-02	21.5	86	165	56	
CD340603.2225088	ZD04-22.0-XP25-SP07-02	22	88	167	56	
CD340603.2252590	ZD04-22.5-XP25-SP07-02	22.5	90	169	56	
CD340603.2325092	ZD04-23.0-XP25-SP07-02	23	92	171	56	
CD340603.2352594	ZD04-23.5-XP25-SP07-02	23.5	94	173	56	
CD340603.2425096	ZD04-24.0-XP25-SP07-02	24	96	175	56	
CD340603.2452598	ZD04-24.5-XP25-SP07-02	24.5	98	177	56	
CD340603.2532100	ZD04-25.0-XP32-SP07-02	25	100	191	60	
CD340603.2553210	ZD04-25.5-XP32-SP07-02	25.5	102	193	60	
CD340603.263210	ZD04-26.0-XP32-SP07-02	26	104	195	60	
CD340603.2653210	ZD04-26.5-XP32-SP07-02	26.5	106	197	60	
CD340603.2732108	ZD04-27.0-XP32-SP07-02	27	108	199	60	
CD340603.2753211	ZD04-27.5-XP32-SP07-02	27.5	110	201	60	
CD340603.2832112	ZD04-28.0-XP32-SP09-02	28	112	203	60	
CD340603.2853211	ZD04-28.5-XP32-SP09-02	28.5	114	205	60	
CD340603.2932116	ZD04-29.0-XP32-SP09-02	29	116	207	60	
CD340603.2953220	ZD04-29.5-XP32-SP09-02	29.5	118	209	60	
CD340603.3032120	ZD04-30.0-XP32-SP09-02	30	120	211	60	
CD340603.3053212	ZD04-30.5-XP32-SP09-02	30.5	122	213	60	
CD340603.3132124	ZD04-31.0-XP32-SP09-02	31	124	215	60	

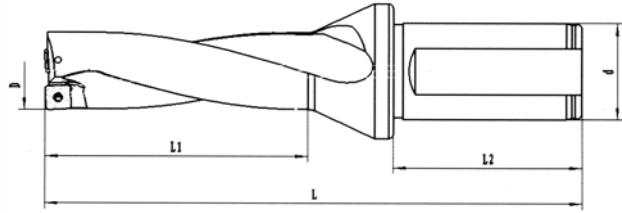
订货号 Order No.	型号 Model No.	D	L1	L	L2	d
CD340603.3153212	ZD04-31.5-XP32-SP09-02	31.5	126	217	60	32
CD340603.3232128	ZD04-32.0-XP32-SP09-02	32	128	219	60	
CD340603.3253213	ZD04-32.5-XP32-SP09-02	32.5	130	221	60	
CD340603.3332132	ZD04-33.0-XP32-SP09-02	33	132	223	60	
CD340603.3353213	ZD04-33.5-XP32-SP09-02	33.5	134	225	60	
CD340603.3432136	ZD04-34.0-XP32-SP11-02	34	136	227	60	
CD340603.3453213	ZD04-34.5-XP32-SP11-02	34.5	138	229	60	
CD340603.3532140	ZD04-35.0-XP32-SP11-02	35	140	231	60	
CD340603.3553214	ZD04-35.5-XP32-SP11-02	35.5	142	233	60	
CD340603.3632144	ZD04-36.0-XP32-SP11-02	36	144	235	60	
CD340603.3653214	ZD04-36.5-XP32-SP11-02	36.5	146	237	60	
CD340603.3732148	ZD04-37.0-XP32-SP11-02	37	148	239	60	
CD340603.3753215	ZD04-37.5-XP32-SP11-02	37.5	150	241	60	
CD340603.3832152	ZD04-38.0-XP32-SP11-02	38	152	243	60	
CD340603.3853215	ZD04-38.5-XP32-SP11-02	38.5	154	245	60	
CD340603.3932156	ZD04-39.0-XP32-SP11-02	39	156	247	60	
CD340603.3953215	ZD04-39.5-XP32-SP11-02	39.5	158	249	60	
CD340603.4032160	ZD04-40.0-XP32-SP11-02	40	160	251	60	
CD340603.4140164	ZD04-41.0-XP40-SP14-02	41	164	255	60	
CD340603.4240168	ZD04-42.0-XP40-SP14-02	42	168	259	60	
CD340603.4340172	ZD04-43.0-XP40-SP14-02	43	172	272	65	
CD340603.4440176	ZD04-44.0-XP40-SP14-02	44	176	276	65	
CD340603.4540180	ZD04-45.0-XP40-SP14-02	45	180	280	65	
CD340603.4640184	ZD04-46.0-XP40-SP14-02	46	184	284	65	
CD340603.4740188	ZD04-47.0-XP40-SP14-02	47	188	288	65	
CD340603.4840192	ZD04-48.0-XP40-SP07-04	48	192	292	65	
CD340603.4940196	ZD04-49.0-XP40-SP07-04	49	196	296	65	
CD340603.5040200	ZD04-50.0-XP40-SP07-04	50	200	300	65	
CD340603.5140204	ZD04-51.0-XP40-SP07-04	51	204	304	65	
CD340603.5240208	ZD04-52.0-XP40-SP09-04	52	208	308	65	
CD340603.5340212	ZD04-53.0-XP40-SP09-04	53	212	312	65	
CD340603.5440216	ZD04-54.0-XP40-SP09-04	54	216	316	65	
CD340603.5540220	ZD04-55.0-XP40-SP09-04	55	220	320	65	
CD340603.5640224	ZD04-56.0-XP40-SP09-04	56	224	324	65	
CD340603.5740228	ZD04-57.0-XP40-SP09-04	57	228	328	65	
CD340603.5840232	ZD04-58.0-XP40-SP09-04	58	232	332	65	
CD340603.5940236	ZD04-59.0-XP40-SP09-04	59	236	336	65	
CD340603.6040240	ZD04-60.0-XP40-SP09-04	60	240	340	65	

40



钻削系列 INDEXABLE RAPID DRILLING TOOLS

CD3406-04 可转位式SP刀片 5倍快速钻  
5xD INDEXABLE RAPID DRILLING TOOLS



订货号 Order No.	型号 Model No.	D	L1	L	L2	d
CD340604.1425070	ZD05-14.0-XP25-SP05-02	14	70	148	56	25
CD340604.1452573	ZD05-14.5-XP25-SP05-02	14.5	72.5	150	56	
CD340604.1525075	ZD05-15.0-XP25-SP05-02	15	75	153	56	
CD340604.1552578	ZD05-15.5-XP25-SP06-02	15.5	77.5	155	56	
CD340604.1625080	ZD05-16.0-XP25-SP06-02	16	80	158	56	
CD340604.1652583	ZD05-16.5-XP25-SP06-02	16.5	82.5	160	56	
CD340604.1725085	ZD05-17.0-XP25-SP06-02	17	85	163	56	
CD340604.1752588	ZD05-17.5-XP25-SP06-02	17.5	87.5	165	56	
CD340604.1825090	ZD05-18.0-XP25-SP06-02	18	90	168	56	
CD340604.1852593	ZD05-18.5-XP25-SP06-02	18.5	92.5	170	56	
CD340604.1925095	ZD05-19.0-XP25-SP06-02	19	95	173	56	
CD340604.1952598	ZD05-19.5-XP25-SP06-02	19.5	97.5	174	56	
CD340604.2025100	ZD05-20.0-XP25-SP06-02	20	100	179	56	
CD340604.2052510	ZD05-20.5-XP25-SP06-02	20.5	102.5	181	56	
CD340604.2125105	ZD05-21.0-XP25-SP06-02	21	105	184	56	
CD340604.2152510	ZD05-21.5-XP25-SP06-02	21.5	107.5	186	56	
CD340604.2225110	ZD05-22.0-XP25-SP07-02	22	110	189	56	
CD340604.2252511	ZD05-22.5-XP25-SP07-02	22.5	112.5	193	56	
CD340604.2325115	ZD05-23.0-XP25-SP07-02	23	115	194	56	
CD340604.2352511	ZD05-23.5-XP25-SP07-02	23.5	117.5	196	56	
CD340604.2425120	ZD05-24.0-XP25-SP07-02	24	120	199	56	
CD340604.2452512	ZD05-24.5-XP25-SP07-02	24.5	122.5	201	56	
CD340604.2532125	ZD05-25.0-XP32-SP07-02	25	125	216	60	
CD340604.2553212	ZD05-25.5-XP32-SP07-02	25.5	127.5	218	60	
CD340604.2632130	ZD05-26.0-XP32-SP07-02	26	130	221	60	
CD340604.2653213	ZD05-26.5-XP32-SP07-02	26.5	132.5	223	60	
CD340604.2732135	ZD05-27.0-XP32-SP07-02	27	135	226	60	
CD340604.2753213	ZD05-27.5-XP32-SP07-02	27.5	137.5	228	60	
CD340604.2832140	ZD05-28.0-XP32-SP09-02	28	140	231	60	
CD340604.2853214	ZD05-28.5-XP32-SP09-02	28.5	142.5	233	60	
CD340604.2932145	ZD05-29.0-XP32-SP09-02	29	145	236	60	
CD340604.2953214	ZD05-29.5-XP32-SP09-02	29.5	147.5	238	60	
CD340604.3032150	ZD05-30.0-XP32-SP09-02	30	150	241	60	
CD340604.3053215	ZD05-30.5-XP32-SP09-02	30.5	152.5	243	60	
CD340604.3132155	ZD05-31.0-XP32-SP09-02	31	155	246	60	
CD340604.3153215	ZD05-31.5-XP32-SP09-02	31.5	157.5	248	60	
CD340604.3232160	ZD05-32.0-XP32-SP09-02	32	160	251	60	


订货号Order No.	型号Model No.	D	L1	L	L2	d
CD340604.3253216	ZD05-32.5-XP32-SP09-02	32.5	162.5	253	60	32
CD340604.3332165	ZD05-33.0-XP32-SP09-02	33	165	256	60	
CD340604.3353216	ZD05-33.5-XP32-SP09-02	33.5	167.5	258	60	
CD340604.3432170	ZD05-34.0-XP32-SP11-02	34	170	261	60	
CD340604.3453217	ZD05-34.5-XP32-SP11-02	34.5	172.5	263	60	
CD340604.3532175	ZD05-35.0-XP32-SP11-02	35	175	266	60	
CD340604.3553217	ZD05-35.5-XP32-SP11-02	35.5	177.5	268	60	
CD340604.3632180	ZD05-36.0-XP32-SP11-02	36	180	271	60	
CD340604.3653218	ZD05-36.5-XP32-SP11-02	36.5	182.5	273	60	
CD340604.3732185	ZD05-37.0-XP32-SP11-02	37	185	276	60	
CD340604.3753218	ZD05-37.5-XP32-SP11-02	37.5	187.5	278	60	
CD340604.3832190	ZD05-38.0-XP32-SP11-02	38	190	281	60	
CD340604.3853219	ZD05-38.5-XP32-SP11-02	38.5	192.5	283	60	
CD340604.3932195	ZD05-39.0-XP32-SP11-02	39	195	284	60	
CD340604.3953219	ZD05-39.5-XP32-SP11-02	39.5	197.5	288	60	
CD340604.4032200	ZD05-40.0-XP32-SP11-02	40	200	291	60	
CD340604.4132205	ZD05-41.0-XP32-SP14-02	41	205	296	60	
CD340604.4332210	ZD05-42.0-XP32-SP14-02	42	210	301	60	
CD340604.4340215	ZD05-43.0-XP40-SP14-02	43	215	315	65	
CD340604.4440220	ZD05-44.0-XP40-SP14-02	44	220	320	65	
CD340604.4540225	ZD05-45.0-XP40-SP14-02	45	225	325	65	
CD340604.4640230	ZD05-46.0-XP40-SP14-02	46	230	330	65	
CD340604.4740235	ZD05-47.0-XP40-SP14-02	47	235	335	65	
CD340604.4840240	ZD05-48.0-XP40-SP07-04	48	240	340	65	
CD340604.4940245	ZD05-49.0-XP40-SP07-04	49	245	345	65	
CD340604.5040250	ZD05-50.0-XP40-SP07-04	50	250	350	65	
CD340604.5140255	ZD05-51.0-XP40-SP07-04	51	255	355	65	
CD340604.5240260	ZD05-52.0-XP40-SP09-04	52	260	360	65	
CD340604.5340265	ZD05-53.0-XP40-SP09-02	53	265	365	65	
CD340604.5440270	ZD05-54.0-XP40-SP09-04	54	270	370	65	
CD340604.5540275	ZD05-55.0-XP40-SP09-04	55	275	375	65	
CD340604.5640280	ZD05-56.0-XP40-SP09-04	56	280	380	65	
CD340604.5740285	ZD05-57.0-XP40-SP09-04	57	285	385	65	
CD340604.5840290	ZD05-58.0-XP40-SP09-04	58	290	390	65	
CD340604.5940295	ZD05-59.0-XP40-SP09-04	59	295	395	65	
CD340604.6040300	ZD05-60.0-XP40-SP09-04	60	300	400	65	

32

40

**钻削系列 INDEXABLE RAPID DRILLING TOOLS**
**CD3406-05 WC/SP快速钻扳手/螺丝 WC/SP QUICK DRILLING WRENCH/SCREW**

订货号 Order No.	直径 diameter	WC		图片 picture
		螺丝 screw	扳手 spanner	
CD340605.1425008	14.0-24.5	M2.5*6.5	T8	
CD340605.2530008	25.0-31.5	M3*7		
CD340605.3235015	32.0-42.0	M3.5*8	T15	
CD340605.4340015	43.0-57.0	M4*10		
CD340605.5835015	58.0-60.0	M3.5*8		

订货号 Order No.	直径 diameter	SP		图片 picture
		螺丝 screw	扳手 spanner	
CD340605.1320006	13.0-15.0	M2*5	T6	
CD340605.1552206	15.5-21.5	M2.2*5		
CD340605.2225008	22.0-27.0	M2.5*6	T8	
CD340605.2753515	27.5-33.0	M3.5*8	T15	
CD340605.3354015	33.5-40.0	M4*10	T15	
CD340605.4150020	41.0-51.0	M5*10	T20	
CD340605.5235015	52.0-60.0	M3.5*8	T15	

**◆可转位快速钻的计算参数 Calculated parameters**
**钻头钻速 Drill speed**

$$n = \frac{V_c \times 1000}{\pi \times D_m}$$

$V_c$ (m/min):线速度  
 $D_m$ (mm):钻头直径  
 $n$  (rev/min):转速

实例

 刀片线速度120m/min,钻头直径为 $\phi 20$ mm,其钻头转速:  $n = \frac{120 \times 1000}{3.14 \times 20} = 1900 \text{ rev/min}$ 
**进给速度**

$$V_f = f_z \times n$$

$V_f$ (mm/min):进给速度  
 $f_z$  (mm/rev):每齿进给量  
 $n$ (rev/min):主轴转速

实例

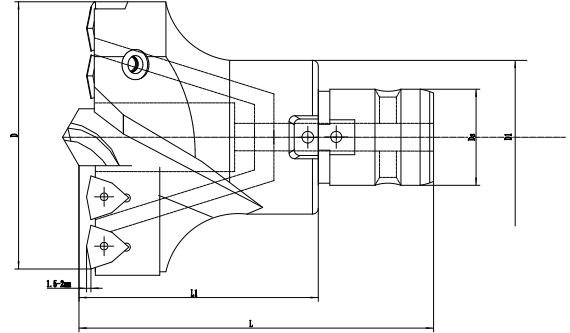
 主轴转速1900rev/min,每转进给量为0.1mm/rev,其进给速度:  $V_f = f_z \times n = 1900 \times 0.1 = 190 \text{ mm/min}$ 
**孔加工时间**

$$T_c = \frac{l_m}{V_f} \times 60$$

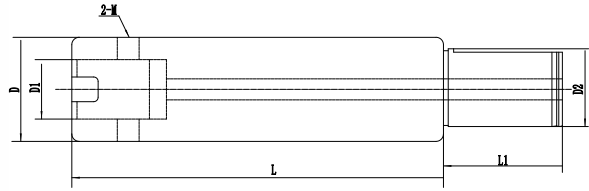
$T_c$ (s):加工时间  
 $l_m$ (mm):钻孔深

实例

 钻一个直径为 $\phi 20$ mm,深为40mm的孔,进给速度为190mm/min:  $T_c = \frac{H}{V_f} \times 60 = \frac{40}{190} \times 60 = 13 \text{ s}$

**钻削系列 INDEXABLE RAPID DRILLING TOOLS**
**CD3407-01 MDD可转位大钻头 MDD INDEXABLE BIG DRILL**


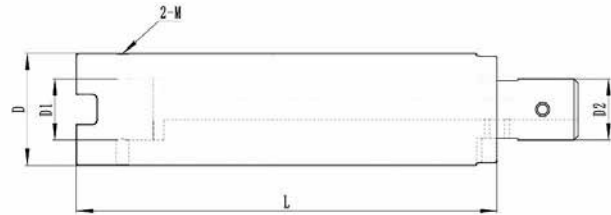
订货号 Order No.	型号 Model No.	D	Ds	D1	L1	L	外刃 Outer edae	内刃 Inner edge	适配导向钻 Suitable guide drill	刀片 Inserts	刀刃数 Blade
CD340701.5016060	MDD-045050	45-50	16	30	60	95	VMC-045050T	VNC-045050N	HPD-1035C-H	WCO3	4
CD340701.5516060	MDD-050055	50-55	16	30	60	95	VMC-050055T	VNC-050055N	HPD-1035C-H	WC04	4
CD340701.6016060	MDD-055060	55-60	16	30	60	95	VMC-055060T	VNC-055060N	HPD-1238C-H	WC04	4
CD340701.6525082	MDD-060065	60-65	25	45	82	127	VMC-060065T	VNC-060065N	HPD-1238C-H	WC05	4
CD340701.7025082	MDD-065070	65-70	25	45	82	127	VMC-065070T	VNC-065070N	HPD-1238C-H	WC05	4
CD340701.7525082	MDD-070075	70-75	25	45	82	127	VMC-070075T	VNC-070075N	HPD-1238C-H	WC06	4
CD340701.8025082	MDD-075080	75-80	25	45	82	127	VMC-075080T	VNC-075080N	HPD-1645C-H	WC06	4
CD340701.8525082	MDD-080085	80-85	25	45	82	127	VMC-080085T	VNC-080085N	HPD-1645C-H	WC06	4
CD340701.9030082	MDD-085090	85-90	30	50	82	127	VMC-085090T	VNC-085090N	HPD-1645C-H	WC06	4
CD340701.9530082	MDD-090095	90-95	30	50	82	127	VMC-090095T	VNC-090095N	HPD-1645C-H	WC06	4
CD340701.1030082	MDD-095100	95-100	30	50	82	127	VMC-095100T	VNC-095100N	HPD-1645C-H	WC05	6
CD340701.1032094	MDD-100105	100-105	32	58	94	139	VMC-100105T	VNC-100105N	HPD-2045C-H	WC05	6
CD340701.1132094	MDD-105110	105-110	32	58	94	139	VMC-105110T	VNC-105110N	HPD-2045C-H	WC05	6
CD340701.1532094	MDD-110115	110-115	32	58	94	139	VMC-110115T	VNC-110115N	HPD-2045C-H	WC06	6
CD340701.1240104	MDD-115120	115-120	40	70	104	154	VMC-115120T	VNC-115120N	HPD-2045C-H	WC06	6
CD340701.2540104	MDD-120125	120-125	40	70	104	154	VMC-120125T	VNC-120125N	HPD-2556C-H	WC06	6
CD340701.3040104	MDD-125130	125-130	40	70	104	154	VMC-125130T	VNC-125130N	HPD-2556C-H	WC06	6
CD340701.3540104	MDD-130135	130-135	40	70	104	154	VMC-130135T	VNC-130135N	HPD-2556C-H	WC06	6
CD340701.4040104	MDD-135140	135-140	40	70	104	154	VMC-135140T	VNC-135140N	HPD-2556C-H	WC06	8
CD340701.4550116	MDD-140145	140-145	50	80	116	176	VMC-140145T	VNC-140145N	HPD-2556C-H	WC06	8
CD340701.5050116	MDD-145150	145-150	50	80	116	176	VMC-145150T	VNC-145150N	HPD-2556C-H	WC08	6
CD340701.5550116	MDD-150155	150-155	50	80	116	176	VMC-150155T	VNC-150155N	HPD-2556C-H	WC08	6
CD340701.6050116	MDD-155160	155-160	50	80	116	176	VMC-155160T	VNC-155160N	HPD-2556C-H	WC08	6
CD340701.6550116	MDD-160165	160-165	50	80	116	176	VMC-160165T	VNC-160165N	HPD-2556C-H	WC06	10
CD340701.7050116	MDD-165170	165-170	50	80	116	176	VMC-165170T	VNC-165170N	HPD-2556C-H	WC06	10
CD340701.7550116	MDD-170175	170-175	50	80	116	176	VMC-170175T	VNC-170175N	HPD-2556C-H	WC08	8
CD340701.8050116	MDD-175180	175-180	50	80	116	176	VMC-175180T	VNC-175180N	HPD-2556C-H	WC08	8
CD340701.8550116	MDD-180185	180-185	50	80	116	176	VMC-180185T	VNC-180185N	HPD-2556C-H	WC08	8
CD340701.9050116	MDD-185190	185-190	50	80	116	176	VMC-185190T	VNC-185190N	HPD-2556C-H	WC08	8
CD340701.9550116	MDD-190195	190-195	50	80	116	176	VMC-190195T	VNC-190195N	HPD-2556C-H	WC08	8
CD340701.2050116	MDD-195200	195-200	50	80	116	176	VMC-195200T	VNC-195200N	HPD-2556C-H	WC08	10

**钻削系列 INDEXABLE RAPID DRILLING TOOLS**
**CD3407-02 MDD连接杆 CONNECTING ARBOR**


订货号 Order No.	型号 Model No.	D	D1	D2	L	L1	适用范围 Range
CD340702.1632100	DXZ-3016100	30	16	32	100	75	Φ45---Φ55
CD340702.1632150	DXZ-3013150	30	16	32	150	75	
CD340702.1632200	DXZ-3016200	30	16	32	200	75	
CD340702.1632250	DXZ-3016250	30	16	32	250	75	
CD340702.1632300	DXZ-3016300	30	16	32	300	75	
CD340702.1632400	DXZ-3016400	30	16	32	400	75	
CD340702.1632450	DXZ-3016450	30	16	32	450	75	Φ60---Φ80
CD340702.2540100	DXZ-4525100	45	25	40	100	75	
CD340702.2540150	DXZ-4525150	45	25	40	150	75	
CD340702.2540200	DXZ-4525200	45	25	40	200	75	
CD340702.2540250	DXZ-4525250	45	25	40	250	75	
CD340702.2540300	DXZ-4525300	45	25	40	300	75	
CD340702.2540400	DXZ-4525400	45	25	40	400	75	Φ85---Φ95
CD340702.2540450	DXZ-4525450	45	25	40	450	75	
CD340702.3040100	DXZ-5030100	50	30	40	100	75	
CD340702.3040150	DXZ-5030150	50	30	40	150	75	
CD340702.3040200	DXZ-5030200	50	30	40	200	75	
CD340702.3040250	DXZ-5030250	50	30	40	250	75	
CD340702.3040300	DXZ-5030300	50	30	40	300	75	Φ100---Φ110
CD340702.3040400	DXZ-5030400	50	30	40	400	75	
CD340702.3040450	DXZ-5030450	50	30	40	450	75	
CD340702.3240100	DXZ-5832100	58	32	40	100	75	
CD340702.3240150	DXZ-5832150	58	32	40	150	75	
CD340702.3240200	DXZ-5832200	58	32	40	200	75	
CD340702.3240250	DXZ-5832250	58	32	40	250	75	Φ115---Φ135
CD340702.3240300	DXZ-5832300	58	32	40	300	75	
CD340702.3240400	DXZ-5832400	58	32	40	400	75	
CD340702.3240450	DXZ-5832450	58	32	40	450	75	
CD340702.4050100	DXZ-7040100	70	40	50	100	80	
CD340702.4050150	DXZ-7040150	70	40	50	150	80	
CD340702.4050200	DXZ-7040200	70	40	50	200	80	Φ140---Φ195
CD340702.4050250	DXZ-7040250	70	40	50	250	80	
CD340702.4050300	DXZ-7040300	70	40	50	300	80	
CD340702.4050400	DXZ-8050400	70	40	50	400	80	
CD340702.4050450	DXZ-8050450	70	40	50	450	80	
CD340702.5050100	DXZ-8050100	80	50	50	100	80	
CD340702.5050150	DXZ-8050150	80	50	50	150	80	Φ140---Φ195
CD340702.5050200	DXZ-8050200	80	50	50	200	80	
CD340702.5050250	DXZ-8050250	80	50	50	250	80	
CD340702.5050300	DXZ-8050300	80	50	50	300	80	
CD340702.5050400	DXZ-8050400	80	50	50	400	80	
CD340702.5050450	DXZ-8050450	80	50	50	450	80	
CD340702.5050500	DXZ-8050500	80	50	50	500	80	

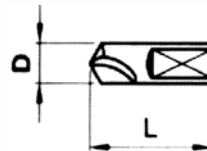
## 钻削系列 INDEXABLE RAPID DRILLING TOOLS

### CD3407-03 MDD延长杆 MDD EXTENSION ROD



订货号 Order No.	型号 Model No.	D	D1	L	适用孔径 Suitable drill diameter
CD340703.3016300	YXZ-3016300	30	16	300	Φ45--Φ55
CD340703.3016400	YXZ-3016400	30	16	400	
CD340703.3016500	YXZ-3016500	30	16	500	Φ60--Φ80
CD340703.4525300	YXZ-4525300	45	25	300	
CD340703.4525400	YXZ-4525400	45	25	400	
CD340703.4525500	YXZ-4525500	45	25	500	Φ85--Φ95
CD340703.5030300	YXZ-5030300	50	30	300	
CD340703.5030400	YXZ-5030400	50	30	400	
CD340703.5030500	YXZ-5030500	50	30	500	
CD340703.5832300	YXZ-5832300	58	32	300	Φ100--Φ110
CD340703.5832400	YXZ-5832400	58	32	400	
CD340703.5832500	YXZ-5832500	58	32	500	
CD340703.7040300	YXZ-7040300	70	40	300	Φ115--Φ135
CD340703.7040400	YXZ-7040400	70	40	400	
CD340703.7040500	VZY-7040500	70	40	500	
CD340703.8050300	YXZ-8050300	80	50	300	Φ140--Φ195
CD340703.8050400	YXZ-8050400	80	50	400	
CD340703.8050500	YXZ-8050500	80	50	500	

### CD3407-04 定心钻 SPOT DRILLING



订货号 Order No.	型号 Model No.	D	L	材质 Material
CD340704.1035000	HPD-1035C-H	10	35	高速钢 HIGH- SPEED STEEL
CD340704.1238000	HPD-1238C-H	12	38	
CD340704.1645000	HPD-1645C-H	16	45	
CD340704.2045000	HPD-2045C-H	20	45	
CD340704.2556000	HPD-2556C-H	25	56	
CD340704.3068000	HPD-3068C-H	30	68	

订货号 Order No.	型号 Model No.	D	L	材质 Material
CD340705.1035001	CPD-1035C-H	10	35	硬质合金 HARD METAL
CD340705.1238001	CPD-1238C-H	12	38	
CD340705.1645001	CPD-1645C-H	16	45	
CD340705.2045001	CPD-2045C-H	20	45	
CD340705.2556001	CPD-2556C-H	25	56	
CD340705.3068001	CPD-3068C-H	30	68	



## 钻削系列 INDEXABLE RAPID DRILLING TOOLS

### 》》 MDD可转位大钻头大幅提高加工效率

MDD Indexable big drill tool cutter can significantly improve processing efficiency



工艺	工艺过程	转速	进给	加工时间	总用时长
传统工艺	①Φ60麻花钻	80	16	1小时10分钟	150分钟
	②粗镗刀一	200	30	40分钟	
	③粗镗刀二	200	30	40分钟	
新工艺	VMD可转位大钻头Φ105	280	45	18分钟	18分钟

加工Φ105m孔深550mm,材料42Crmo、HB220

Crafts	Crafts Process	Speed	Feed	ProcessTime	Total Time
Traditional Crafts	①Φ60twish drill	80	16	1h10min	150min
	②rough boring cutter1	200	30	40min	
	③ough boring cutter2	200	30	40min	
New Crafts	VMD index able drillΦ105	280	45	18min	18min

MachiningΦ105m depth 550mm,material 42Crmo,HB220

#### 钻头转速

$$n = \frac{V_c \times 1000}{\pi \times D_m}$$

$V_c$  = 线速度 100m/min  
 $D_m$  = 钻头直径  
 $n$  = 主轴转速

实例: 以钻头直径Φ100为例。

$$n = \frac{100 \times 1000}{3.14 \times 100} = 318 \text{ rev/min}$$

#### 进给速度

$$V_f = f_z \times n$$

$V_f$  = 进给速度  
 $f_z$  = 每转进给量  
 $n$  = 主轴转速

实例: 以钻头直径Φ100为例,每转进给量0.15mm/rev。

$$V_f = 0.15 \times 318 = 47.7 \text{ mm/min}$$

#### 孔加工时间

$$T_c = \frac{l_m}{V_f} \times 60$$

$T_c(s)$  = 加工时间  
 $l_m$  = 孔的加工深度

实例: 以钻头直径Φ100为例,孔加工深度为100mm。

$$T_c = \frac{100 \times 60}{47.7} = 126(s)$$

在石油、煤矿等机械行业中,大孔加工越来越普遍,应用VMD可转为大头钻可大幅的提高加工效率。VMD可转为大头钻的亮点:

- 一、采用中心导向钻结构,有较好的定心效果,从而保证孔位有良好的直线度。
- 二、内外刀刃采用可替换小刀夹结构。在实际使用中,最易损坏的是外刃刀夹。通过替换小刀夹,避免了整支钻头的报废,节省了刀具成本。
- 三、通过调整外刀夹,钻头加工尺寸可以在0-5mm内变动。
- 四、刀头和刀柄采用组合式结构。加工不同孔的深度,只需要换不同长度的刀柄即可。
- 五、钻头有中心出水孔,可以较好的冷却刀片,延长刀片的使用寿命,同时有利于排屑。
- 六、采用可转位硬质合金刀片切削,有较高的转速和进给,孔壁光洁度有大幅的提升。
- 七、加工过程中,铁屑均为断屑状态,没有传统麻花钻的细长缠绕的铁屑,安全性大大提高。
- 八、加工中,自动连续进刀,不需要每次退刀回屑,效率大幅提升。

In the oil, coal and other machine industries, as oversize hole machining becomes more and more common, the application of VMD indexable drill can greatly improve the machining efficiency.

The bright spot of VMD indexable drill:

Using the structure of center guide drill with better centering effect to make sure hole site a good straightness.

Internal and External cutter edge is applied to the structure of replaceable clamp tool.

In practical using, the most vulnerable is external edge clamp. Replacing clamp can avoid the drill scrapped to save the tool cost.

Adjusting external clamp, the dimension of drill machining can vary within 0-5mm.

Cutter head and shank are modular structure. Only change different length shank during processing the different depth of the hole.

Drill with center water hole can cool insert better, extend insert life and accelerate chip evacuation.

Using indexable carbide insert cutting with high speed and feed, surface finish has greatly improved.

In the process, security is greatly improved as chip is breaker not slender twining of traditional twist drill.

In the process, automatic continuous feed, and don't need tool back off to chip, and efficiency is greatly improved.

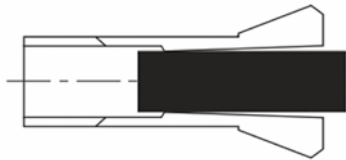
## 橡胶夹具 RUBBER COLLETS



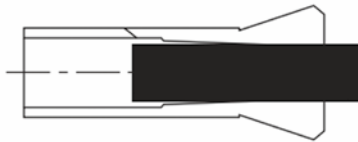
### 橡胶弹性夹头

由于其独特的设计和灵活的弹性，使其夹持力是传统全钢开槽夹头的2-3倍。无论工件尺寸大小，夹紧力总是平行而又均匀的分布在工件上，而不是集中在夹头工作孔的前后两端。而传统的全钢夹头就经常出现这样的问题（如下图所示）。夹块间的材料是耐用的合成橡胶化合物，通过硫化夹块的表面和通孔紧密地连接在一起。相比传统弹簧夹头的结构，其不受高温、冷却液和铁销介入的影响，并能在其使用寿命期间保持足够的灵活性。

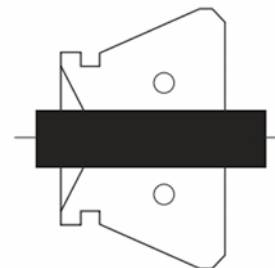
Rubber-elastic collets unique in design and operation, the rubber-elastic collets can generate two to three times the gripping power of a conventional split-steel collets. Gripping force is uniform and parallel throughout the collets contact length and not concentrated at the nose or back as is frequently the case with split-steel collets. Construction is of durable synthetic rubber compound permanently bonded to hardened steel jaw insert surfaces and through-holes. It is unaffected by heat, coolants and cutting compounds and retains its flexibility over a long service life as compared to spring tempered metal designs.



工件大于孔径时



工件大于孔径时



橡胶弹性夹头

### 橡胶弹性夹头 VS 普通弹簧夹头

普通弹簧夹头只有在等径夹持时才能获得最大夹持力。当工件大于或小于孔径时，工件的受力点就会失去平衡，这会大大降低夹持的力度和精度。而橡胶弹性夹头不管工件的外径偏差多大，都会均匀的与夹头接触承平衡的夹持力。

Rubber-elastic collets VS conventional collets

Conventional split-steel collets provide maximum gripping efficiency only at actual bored or nominal capacity. They lose parallelism when chucking bars even a few thousandths over or under this capacity. This significantly reduces gripping strength and accuracy. Rubber-elastic collets exert uniform gripping pressure throughout the collets contact length regardless of bar tolerance deviations.

### 特点

- 每一个夹块都会对工件表面施加均匀、精确的夹持力，其夹持力是普通弹簧夹头的3倍。
- 耐用合成橡胶的一体式结构，保证其灵活性，并能抵制切削热、冷却液和切削液的腐蚀。
- 夹块为一体成形切割而成，其具更大的硬度和耐磨性，故夹持的刚性、精度是普通弹簧夹头所无法比拟的。
- 橡胶夹头可以密封工件与机器主轴免受磨料和切屑的损伤。可以作为止水夹头使用，防止冷却液的外溢。
- 夹头硬度 HRC58-60，且经过深冷处理，提高产品精度稳定性。旋转跳动精度  $\leq 10\mu$ ，夹持范围  $\pm 0.5\text{mm}$

### FEATURES:

- Parallel jaw insert surfaces exert uniform, accurate gripping force up to three times greater than can be achieved with split-steel collets.
- Durable one-piece construction. Synthetic rubber retains flexibility and resists deterioration from heat, coolants and cutting compounds.
- Steel jaw inserts precision ground to assure maximum gripping accuracy. Hardened for greater wear resistance than split steel collets.
- Seal collets and machine spindle to protect from abrasive particles and swarf. Automatically seals tool O.D. to permit coolant flow through tool reducing wear.
- Steel jaw hardness HRC58-62, through cryogenic treatment to improve product stability. Runout tolerance  $\leq 10\mu$ , Clamping tolerance nominal diameter  $\pm 0.5\text{mm}$

**CD3501-01 SK 系列夹固头 RUBBER COLLETS**

**Rubber Collets SK30**

订货号 Order No.	规格 type	D mm	L mm	W	夹持范围 Clamping dia.	光孔 Smooth	径向槽 serrated	径向槽和轴向槽 Double serrated
CD350101.32006	SK32S	57.7	44	12	6-32	6-32	--	--
CD350101.32032	SK32N	57.7	49	12	6-32	--	8-11	12-32

**Rubber Collets SK42**

订货号 Order No.	规格 type	D mm	L mm	W	夹持范围 Clamping dia.	光孔 Smooth	径向槽 serrated	径向槽和轴向槽 Double serrated
CD350101.42006	SK42S	79.3	42	15	6-42	6-42	--	--
CD350101.42042	SK42N	79.3	47	15	6-42	--	8-11	12-42

**Rubber Collets SK52**

订货号 Order No.	规格 type	D mm	L mm	W	夹持范围 Clamping dia.	光孔 Smooth	径向槽 serrated	径向槽和轴向槽 Double serrated
CD350101.52006	SK52S	79.2	46	15	6-52	6-52	--	--
CD350101.52052	SK52N	79.2	46	15	6-52	--	8-11	12-52

**Rubber Collets SK65**

订货号 Order No.	规格 type	D mm	L mm	W	夹持范围 Clamping dia.	光孔 Smooth	径向槽 serrated	径向槽和轴向槽 Double serrated
CD350101.65006	SK65S	99.5	53	15	6-65	6-65	--	--
CD350101.65065	SK65N	99.5	58	15	6-65	--	8-11	12-65

**Rubber Collets SK80**

订货号 Order No.	规格 type	D mm	L mm	W	夹持范围 Clamping dia.	光孔 Smooth	径向槽 serrated	径向槽和轴向槽 Double serrated
CD350101.80006	SK80S	114.5	53	15	16-80	16-80	--	--
CD350101.80080	SK80N	114.5	53	15	16-80	--	--	16-80

**Rubber Collets SK100**

订货号 Order No.	规格 type	D mm	L mm	W	夹持范围 Clamping dia.	光孔 Smooth	径向槽 serrated	径向槽和轴向槽 Double serrated
CD350101.10040	SK100S	114.5	59	15	40-100	40-100	--	--
CD350101.10099	SK100N	114.5	59	15	40-100	--	--	40-100

**Rubber Collets SK120**

订货号 Order No.	规格 type	D mm	L mm	W	夹持范围 Clamping dia.	光孔 Smooth	径向槽 serrated	径向槽和轴向槽 Double serrated
CD350101.12007	SK120S	180	61	15	70-120	70-120	--	--
CD350101.12012	SK120N	180	61	15	70-120	--	--	70-120

## 橡胶夹具 RUBBER COLLETS

### CD3501-02 NK系列夹固头 NK SERIES RUBBER COLLETS



#### Rubber Collets SK30

订货号 Order No.	规格 type	D mm	L mm	W	夹持范围 Clamping dia.	光孔 Smooth	径向槽 serrated	径向槽和轴向槽 Double serrated
CD350102.60006	NK60S	59	30	15	6-30	6-30	--	--
CD350102.60030	NK60N	59	30	15	6-30	--	8-11	12-30

#### Rubber Collets SK60

订货号 Order No.	规格 type	D mm	L mm	W	夹持范围 Clamping dia.	光孔 Smooth	径向槽 serrated	径向槽和轴向槽 Double serrated
CD350102.10506	NK105S	104	40	15	6-42	6-42	--	--
CD350102.10542	NK105N	104	40	15	6-42	--	8-11	12-42

### CD3501-03 EK系列夹固头 EK SERIES RUBBER-ELASTIC COLLETS



#### Rubber Collets EK32

订货号 Order No.	规格 type	D mm	L mm	W	夹持范围 Clamping dia.	光孔 Smooth	径向槽 serrated	径向槽和轴向槽 Double serrated
CD350103.68006	EK68S	68	37	15	6-32	6-32	--	--
CD350103.68032	EK68N	68	37	15	6-32	--	8-11	12-32

#### Rubber Collets EK52

订货号 Order No.	规格 type	D mm	L mm	W	夹持范围 Clamping dia.	光孔 Smooth	径向槽 serrated	径向槽和轴向槽 Double serrated
CD350103.93016	EK93S	93	50	15	16-52	16-52	--	--
CD350103.93052	EK93N	93	50	15	16-52	--	--	16-52

#### Rubber Collets EK66

订货号 Order No.	规格 type	D mm	L mm	W	夹持范围 Clamping dia.	光孔 Smooth	径向槽 serrated	径向槽和轴向槽 Double serrated
CD350103.11020	EK110S	110	60	15	20-66	20-66	--	--
CD350103.11066	EK110N	110	60	15	20-66	--	--	20-66

**》》 CD3501-04 JK系列夹固头 JK SERIES RUBBER- ELASTIC COLLETS**


Rubber Collets JSN7

订货号Order No.	规格 type	D mm	L mm	D1 mm	夹持范围 Clamping dia.
CD350104.07045	JSN7	15.7	11	4.5	2.5-4.5
CD350104.07065				6.5	4.5-6.5

Rubber Collets JSN12

订货号Order No.	规格 type	D mm	L mm	D1 mm	夹持范围 Clamping dia.
CD350104.12007	JSN12	21.8	13	7	4-7
CD350104.12010				10	7-10

Rubber Collets JSN20

订货号Order No.	规格 type	D mm	L mm	D1 mm	夹持范围 Clamping dia.
CD350104.20009	JSN20	26.9	15	9	5.4-9
CD350104.20014				14	9-14
CD350104.20016				11	14-16

**》》 CD3501-05 设计定制非标涨套 DESIGN/CUSTOMIZE NON-STANDARD SETS**

用户可来样、来图订制非标夹具。

Users can sample ,to map customized nonstandard fixture.





## 高精度、耐用**自动车夹头**

### High precision and durable automatic car chuck

#### 特点

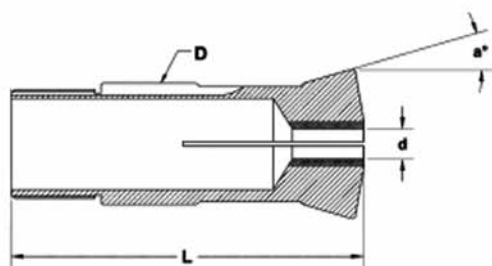
- ◎夹头材料：9SiCr。
- ◎热处理硬度： $58 \pm 2\text{HRC}$ 。
- ◎夹头具有精度高、磨损小、经久耐用等特点。
- ◎夹头主要适用于CITIZEN、STAR、TSUGAMI、NOUMURA、TORNOS、RIKEN等品牌进口高精度数控车床。

#### Features of automatic car chuck:

- ◎Clamp material: 9SiCr.
- ◎Heat treatment hardness:  $58 \pm 2\text{HRC}$ .
- ◎The chuck has the characteristics of high precision, low wear, and durability.
- ◎The chuck is mainly suitable for imported high-precision CNC lathes of brands such as CITIZEN, STAR, TSUGAMI, NOUMURA, TORNOS, RIKEN, etc. ◎At high speed could achieve stable processing speed



## CD3601-01 自动车夹头 CARBIDE LINED GUIDE BUSHING & COLLETS



### CARBIDE LINED GUIDE BUSH-DRAWN TYPE

品牌 Brand	订货号 Order No.	型号 Model No.	D	L	aO	MAX (d)
西铁城 CITIZEN	CD360101.1610050	F10,L10,D10,G10	16	50	16	10.0
	CD360101.1813060	B12,F12	18	60	30	12.7
	CD360101.3016059	L16,F16,G16,E16M16	30	59	16	16.0
	CD360101.3020059	L20,F20,E20,B20	30	59	16	20.0
	CD360101.3425088	L25,F25,E25	34	87.5	10	25.0

品牌 Brand	订货号 Order No.	型号 Model No.	D	L	aO	MAX (d)
星昂 STAR	CD360101.1610059	JNC10,SNC10,RNC10	16	59	16	10.0
	CD360101.2115058	SH12,VNC12,SNC15,SJ5	21	57.5	30	15.0
	CD360101.2216068	SE16,SH16,RNC16,SR16,SA16	22	68	16	16.0
	CD360101.3020061	JNC20,KNC20,SR20,VNC20	30	59	16	20.0
		JNC25	Check on ISAAA sample.			

品牌 Brand	订货号 Order No.	型号 Model No.	D	L	aO	MAX (d)
津上 TSUGAMI	CD360101.1107052	T7	11	52	16	7.0
	CD360101.2317072	NT17,NP17	23	72	16	17.0
	CD360101.2318072	NT16,NP16	23	72	16	17.0
	CD360101.2212071	BO12,BS12	22	70.5	16	12.0
	CD360101.3020070	BO18,BS18,S20	30	70	16	20.0
	CD360101.3016075	BM16	30	75	15	16.0

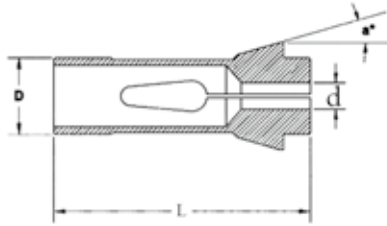
品牌 Brand	订货号 Order No.	型号 Model No.	D	L	aO	MAX (d)
日本 NOUMURA	CD360101.1610063	NS-p1052,NW-10K	16	63	16	10.0
	CD360101.2011071	NS-p1253,NS-p1653,NW-16K	20	70.5	16	11.0

品牌 Brand	订货号 Order No.	型号 Model No.	D	L	aO	MAX (d)
STROHM	CD360101.1813061	M125,M105	18	60	30	12.7

品牌 Brand	订货号 Order No.	型号 Model No.	D	L	aO	MAX (d)
托纳斯 TORNOS	CD360101.1307068	M7,MS7	13	68	30	7.0
	CD360101.1610060	R10,M10	16	59	16	10.0
	CD360101.2216069	R16	22	68	16	16.0
	CD360101.1607059	DECO 2000-7	16	59	16	7.0
	CD360101.1610061	DECO 2000-10	16	59	16	10.0
	CD360101.2416061	DECO 2000-13/16 ENC162	24	61	30	16.0
	CD360101.2820081	DECO 2000-20 ENC163	28	81	30	20.0

## 自动车夹头 CARBIDE LINED GUIDE BUSHING & COLLETS

### 》》 CD3601-02 自动车夹头 CARBIDE LINED GUIDE BUSHING & COLLETS



品牌 Brand	订货号 Order No	型号 Model No.	D	L	a0	MAX (d)
西铁城 CITIZEN	CD360102.1520046	F10,L10,D10,G10	15	45.5	15	20.0
	CD360102.1616062	B12,F12	16	62.0	16	12.7
	CD360102.2616067	L16,F16,G16,E16M16	26	67	15	16.0
	CD360102.2620067	L20,F25,E25	26	67	15	20.0
	CD360102.3025078	L20,F25,E25	30	78	16	25.0
	CD360102.1913077	BL12	19.05	77.2	15	13.0
	CD360102.2216081	BL16	22	81	15	16.0
CD360102.3320100	BL20	33	100	15	20.0	

品牌 Brand	订货号 Order No	型号 Model No.	D	L	a0	MAX (d)
星昂 STAR	CD360102.1510064	JNC10,SNC10,RNC16	15	64	16	10.0
	CD360102.1814067	SH12,VNC12,SNC15,SJ5	18	67	15	14.0
	CD360102.2016067	SE16,SH16,RNC16,SR16,SA16	20	67	16	16.0
	CD360102.2620068	JNC20,SR20,VNC20	26	67	15	20.0
	CD360102.3732092	JNC32,JNC25,KNC25,KNC32	37	92	15	32.0

品牌 Brand	订货号 Order No	型号 Model No.	D	L	a0	MAX (d)
津上 TSUGAMI	CD360102.1007047	T7	10	47	20	7.0
	CD360102.2407062	NT17,NP17	23.8	62	15	7.0
	CD360102.2417062	NT16,NP16,NP12	23.8	62	15	17.0
	CD360102.2012067	BO12,BS12	20	67	14	12.0
	CD360102.2820067	BO18,BS18,S20	28	67	15	20.0

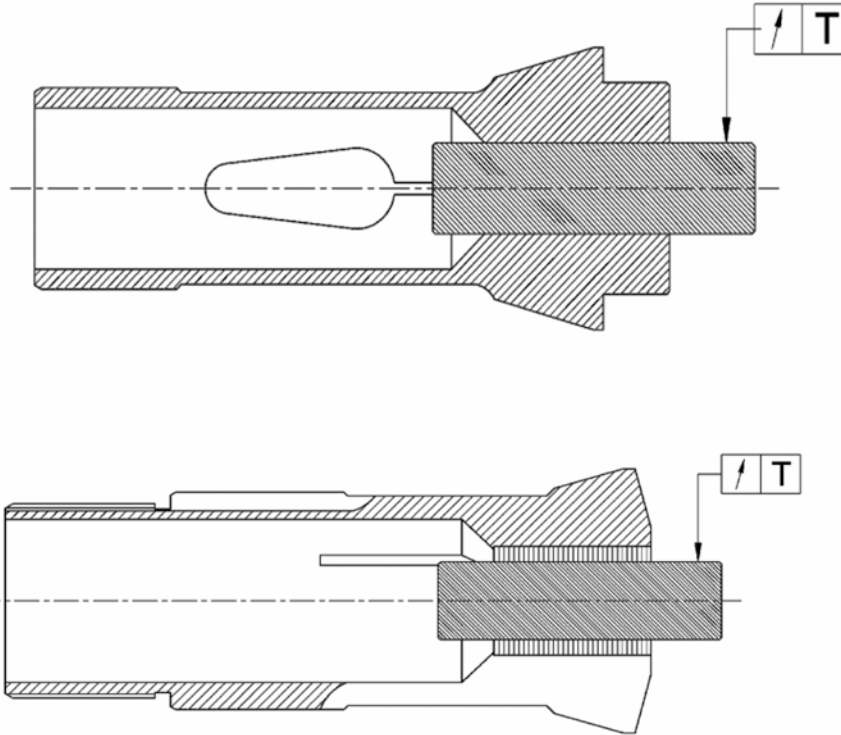
品牌 Brand	订货号 Order No	型号 Model No.	D	L	a0	MAX (d)
日本 NOUMURA	CD360102.1610053	NS-p1053,WN-16K	16	53	15	10.0
	CD360102.2016068	NS-p1653,NS-p1253,WN-16K	20	67	16	16.0

品牌 Brand	订货号 Order No	型号 Model No.	D	L	a0	MAX (d)
理研 RIKEN	CD360102.3030066	SAD25	30	66	15	30
	CD360102.4840084	SAD40	48	84	15	40

品牌 Brand	订货号 Order No	型号 Model No.	D	L	a0	MAX (d)
日本 MIYANO	CD360102.4232094	BNC34(171E)	42	94	15	32.0
	CD360102.4838094	BNC42(173E)	48	94	15	38.0
	CD360102.2820070	BN7-16(148E)	28	70	15	20.0
	CD360102.2719074	147E	27	73.5	15	19.0
	CD360102.2214055	140E	22	55	15	14.0
	CD360102.5648094	176E	56	94	15	48.0

品牌 Brand	订货号 Order No	型号 Model No.	D	L	a°	MAX (d)
STROHM	CD360102.1513064	M125,M105	15	64	16	12.7

品牌 Brand	订货号 Order No	型号 Model No.	D	L	a0	MAX (d)
托纳斯 TORNOS	CD360102.1007048	M7,MS7	10	47.5	20	7.0
	CD360102.1310064	R10,M10	13	64	16	10.0
	CD360102.2016067	R16	20	67	16	16.0
	CD360102.1307064	DECO 2000-7	13	64	16	7.0
	CD360102.1310065	DECO 2000-10	13	64	16	10.0
	CD360102.2013054	DECO 2000-13/16 ENC162	20	54	15	13.0
	CD360102.2520077	DECO 2000-20 ENC163	25	77	16	20.0

**自动车夹头 CARBIDE LINED GUIDE BUSHING & COLLETS**
**精度径跳检测 RUN OUT TOLERANCE**


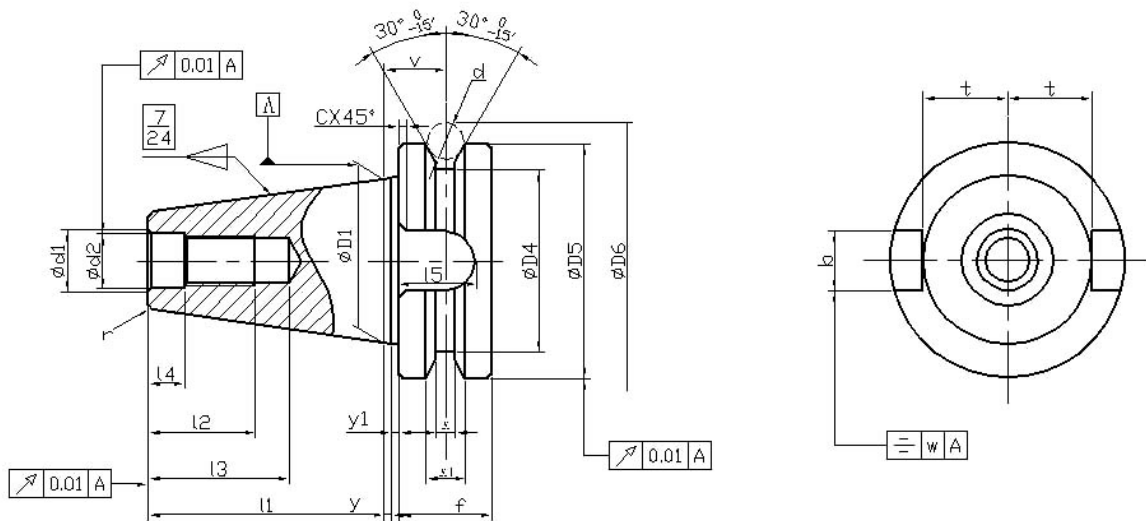
All Dimension are in mm—Unless Otherwise Specified

Bore Size	RoundBores (TMaximum)		HEX./Sq.Bores (T Maximum)	
	Standard Precision	Ultra Precision	Standard Precision	Ultra Precision
1.00–10.00	0.010	0.005	0.060	0.030
10.01–20.00	0.015	0.008	0.060	0.040
20.01–30.00	0.020	0.010	0.060	0.040
30.01–40.00	0.025	0.012	0.06	0.040

**We constantly upgrade our products and therefore the specifications contained in our Catalog are only for guidance purpose and are subject to change without notice.**

## ST 有键槽高速刀柄标准

## STANDARD OF ST HIGH SPEED COLLET CHUCK WITH KEYWAY



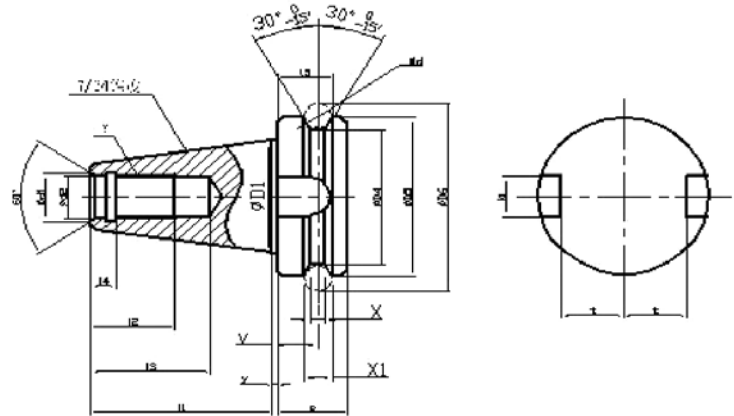
型号 Model No.	D1	l1 ±0.15	r (最大)	d1	d2 H8	g 6H	l2 (最小)	l3 (最小)	l4 ±0.5 0	b H12	l5 (最小)	t 0 -0.2	w	C (最大)
S5T	12.700	13	0.3	6.5	5.5	M5	13	15	5.5	6.5	8	6.5	0.1	0.3
S10T	15.875	16.5	0.3	7.5	6.5	M6	15	18	5.5	6.5	8	8.2	0.1	0.3
S15T	19.050	20	0.5	9.5	8.5	M8	18	22	6.5	8.1	9.5	9.8	0.1	0.3
S20T	22.225	25	0.5	9.5	8.5	M8	18	22	6.5	8.1	9.5	11.4	0.1	0.3
S25T	25.400	30	0.5	11.5	10.5	M10	22	28	7.5	9.6	11	13	0.1	0.3

型号 Model No.	D4	D5 h8	f	v ±0.1	x	x1 ±0.1 0	y ±0.4	y1 0 -0.4	角度许容差 AT <sub>D</sub>	小端径	d	D6
S5T	15	20	10	6	2	4	1	1	+0.0021 0	8.908	4	25.072
S10T	18	23	10	6	2	4	1	1	+0.0021 0	11.063	4	28.072
S15T	21	27	11	7	2.5	5	1.5	1.5	+0.0025 0	13.216	5	33.340
S20T	24	30	11	7	2.5	5	1.5	1.5	+0.0025 0	14.933	5	36.340
S25T	28	35	13	8.5	3	6	2	2	+0.0030 0	16.650	6	42.608

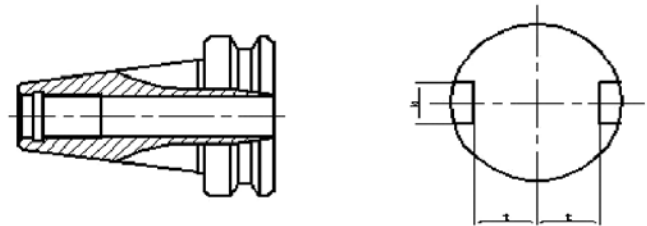


**》》 MAS 403/BT**

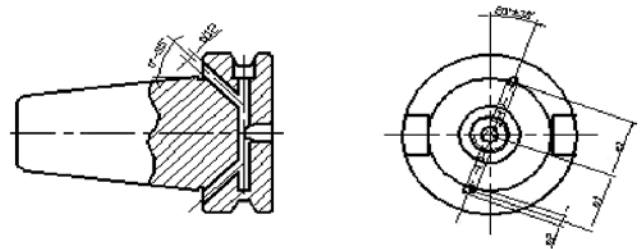
- ◇ **A Type:**  
 中心孔不通  
 Without through hole



- ◇ **AD Type:**  
 中心进水冷却  
 Without through hole for center coolant



- ◇ **AD+BT Type:**  
 中心进水冷却与法兰盘侧面进水冷却两种形式  
 Form AD and from B,the former is in the center cold,the latter is in the flange plate cold,These Two Forms Can Transform.



Taper No.	Model No.	D1	L1 ± 0.2	d1	d2 H8	T	L2min	L3min	L4+0.5	bH12	L5min	t-0.2
30	MAS-BT	31.75	48.4	14	12.5	M12	24	34	7.0	16.1	17	16.3
35	MAS-BT	38.1	56.4	14	12.5	M12	24	34	7.0	16.1	20	19.6
40	MAS-BT	44.45	65.4	19	17	M16 × 2	30	43	9.0	16.1	21	22.6
45	MAS-BT	57.15	82.8	23	21	M20 × 2.5	38	53	11.0	19.3	26	29.1
50	MAS-BT	69.85	101.8	27	25	M24 × 3	45	62	13.0	25.7	31	35.4

Taper No.	Model No.	D4	D5-0.05	e	e1	e2	d12	V ± 0.1	X+0.15	X1 ± 0.1	y ± 0.4	d	D6
30	MAS-BT	38	46	20	21	5	4	13.6	4	8	2	8	56.144
35	MAS-BT	43	53	22	23	5	4	14.6	5	10	2	10	65.68
40	MAS-BT	53	63	25	27	5	4	16.6	5	10	2	10	75.679
45	MAS-BT	73	85	30	35	6	5	21.2	6	12	3	12	100.216
50	MAS-BT	85	100	35	42	7	6	23.2	7	15	3	15	119.02

◎ 订购MAS403/BT刀柄样式时，如需中心进水与法兰盘侧面进水冷却的刀柄，请注明AD+B型，如：BT40(AD+B)/ER32-60L。

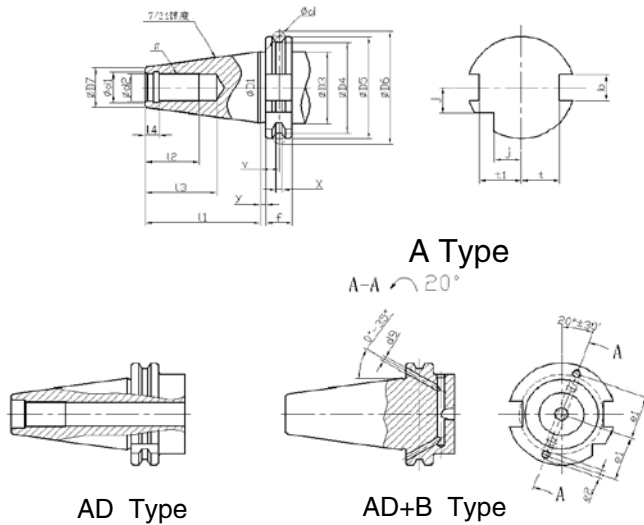
◎ 根据需要可提供动平衡刀柄，刀柄精度为G6.3/12000pm,精密精度G2.5/20000rpm,并注明具体精度。

◎ When order MAS403/BT chuk,If you need center cooling and flange plate cooling,please spcecity AD+B,such as:BT40(AD+B)/ER32-60L.

◎ We can provide balancing chuck,precision G6.3/12000,G2.5/20000rpm,please spceify what precision you need.

## 技术资料 TECHNICAL DATA

### 》》》 DIN69871-SK/JT/DAT/或DV



◇ **A Type:**  
中心孔不通  
Without through hole

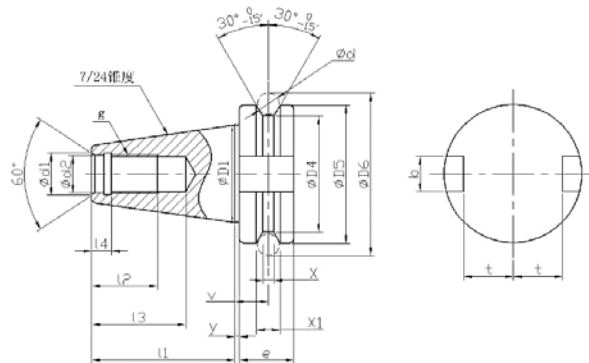
◇ **AD Type:**  
中心进水冷却  
Without through hole for center coolant

◇ **AD+B Type:**  
中心进水冷却与法兰盘侧面进水冷却两种形式  
Form AD and from B, the former is in the center cold, the latter is in the flange plate cold, These Two Forms Can Transform.

Taper No.	Model No.	D1	L1-0.3	d1max	d2 H7	g	L2min	L3min	L4+0.5	B H2	t-0.4	t1-0.4	j-0.3
30	DIN-SK	31.75	47.8	14.5	12.5	M12 × 1.75	24	33.5	5.5	16.1	16.3	18.8	15
40	DIN-SK	44.45	68.4	19	19.0	M16 × 2	32	42.5	8.2	16.1	22.7	25	18.5
45	DIN-SK	57.15	82.7	23	23.5	M20 × 2.5	40	52.5	10.0	19.3	29.1	31.3	24.0
50	DIN-SK	69.85	101.8	27	28.0	M24 × 3	47	61.5	11.5	25.7	35.5	37.7	30.0

Taper No.	Model No.	D3max	D4-0.5	D5-0.1	e1	e2	d9	f	V ± 0.1	X+0.15	y ± 0.1	D7	d	D6 ± 0.05
30	DIN-SK	45	44.3	50	21	5	4	15.9	11.1	3.75	3.2	17.808	7	59.3
40	DIN-SK	50	56.25	63.55	27	5	4	15.9	11.1	3.75	3.2	24.5	7	72.3
45	DIN-SK	63	75.25	82.55	35	6	5	15.9	11.1	3.75	3.2	33.029	7	91.35
50	DIN-SK	80	91.25	97.50	42	7	6	15.9	11.1	3.75	3.2	40.173	7	107.25

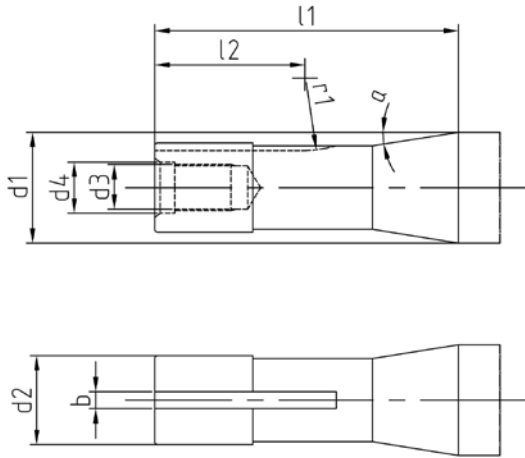
### 》》》 ANSI B5.50 CAT



锥度号	类型	D1	L1 ± 0.2	d1	d2+0.3	g	L2min	L3min	L4+0.5	b+0.2	t-0.4	t1-0.4
30	ANSI-CAT	31.75	47.63	14	13.11	1/2"-13UNC	24	34	7.0	16.38	16.26	18.67
40	ANSI-CAT	44.45	68.25	18.5	16.28	5/8"-11UNC	30	40	4.75	16.38	22.6	25.02
45	ANSI-CAT	57.15	82.55	22.5	19.46	3/4"-10UNC	38	50	5.25	19.56	28.96	31.37
50	ANSI-CAT	69.85	101.6	26.5	26.19	1"-8UNC	45	55	5.75	25.91	35.31	37.72

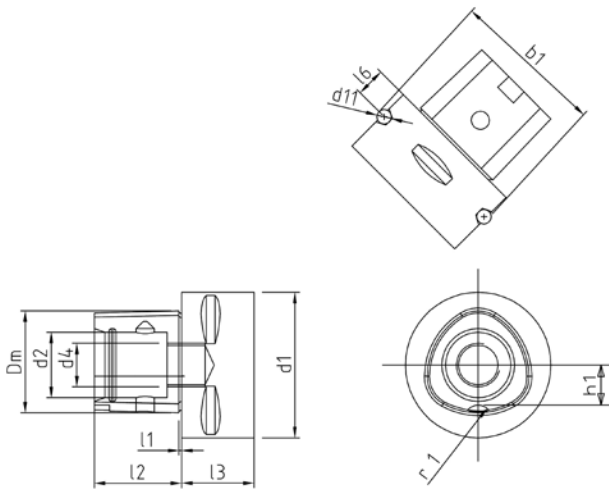
锥度号	类型	D3 ± 0.25	D4-0.5	D5-0.1	e	V1 ± 0.1	X+0.15	y	d	D6 ± 0.05
30	ANSI-CAT	31.75	39.25	46.02	15.9	11.1	3.75	3.2	7	59.3
40	ANSI-CAT	44.45	56.25	63.5	15.9	11.1	3.75	3.2	7	72.3
45	ANSI-CAT	57.15	75.25	82.55	15.9	11.1	3.75	3.2	7	91.35
50	ANSI-CAT	69.85	91.25	98.425	15.9	11.1	3.75	3.2	7	107.25

»» R8



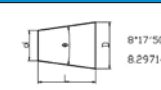
R8	
a	8° 25' 30"
b ±0.1	4.2
d1	31.750
d2	24.109
d3 -0.007 -0.020	M 12
d4	12.5
l1	101
l2 min.	60
r1	20


»» CAPTO





PSC	C4	C5	C6	C8	C10
b ±0.1	46	59.3	70.7	86	110
Dm	28	35	44	55	72
d1 ±0.1	40	50	63	80	100
d2 +0.1 -0.05	18	21	28	32	43.025
d4	M14 × 1.5	M16 × 1.5	M20 × 2	M24 × 2	
d11	5	7		10	
l1	2.5	3			
l2	24	30	38	48	60
l3min	20		22	30	36
16 ±0.15	8	10	12		16
h1 ±0.1	11	14	18	22.2	29
r1 +2 0	3	4	5	6	8

\*\*\*\*\*

型号 Model No.	AT3斜度标准				斜度0/2 
	ATo		AT D	L	
	μ rad	sec	μ m		
BT30	50	10"	2 μ	42	8°17'50" 8.29714°
BT40	50	10"	3 μ	59	
BT50	40	8"	4 μ	92	

型号 Model No.	AT3斜度标准				斜度0/2 
	ATo		AT D	L	
	μ rad	sec	μ m		
SK30	50	10"	2 μ	42	8°17'50" 8.29714°
SK40	50	10"	3 μ	59	
SK50	40	8"	4 μ	92	

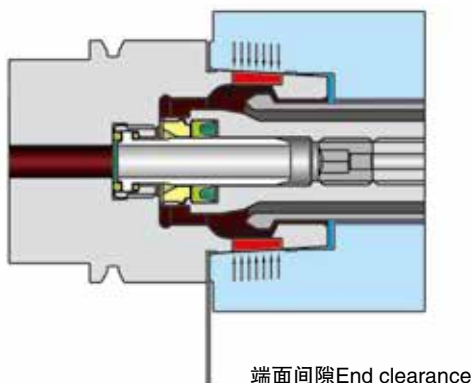
型号 Model No.	AT3斜度标准				斜度0/2 
	ATo		AT D	L	
	μ rad	sec	μ m		
HSK63A	100	21"	1.5 μ	14.7	2°52'5" 2.868131941°
HSK80A	80	16"	1.5 μ	19	
HSK100A	80	16"	1.9 μ	24	

型号 Model No.	AT3斜度标准				斜度0/2 
	ATo		AT D	L	
	μ rad	sec	μ m		
CAT30	50	10"	2 μ	42	8°17'50" 8.29714°
CAT40	50	10"	3 μ	59	
CAT50	40	8"	4 μ	92	

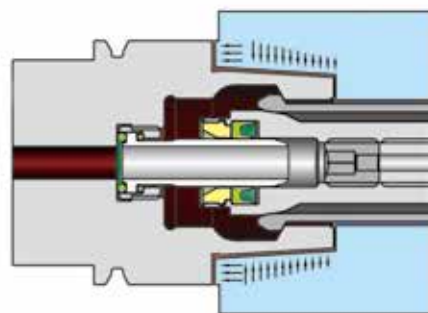
旋转180度 Rotate 180 degrees



图一：拉杆未拉紧前 Rod before tightening



图二：拉杆拉紧后 Rod after tightening



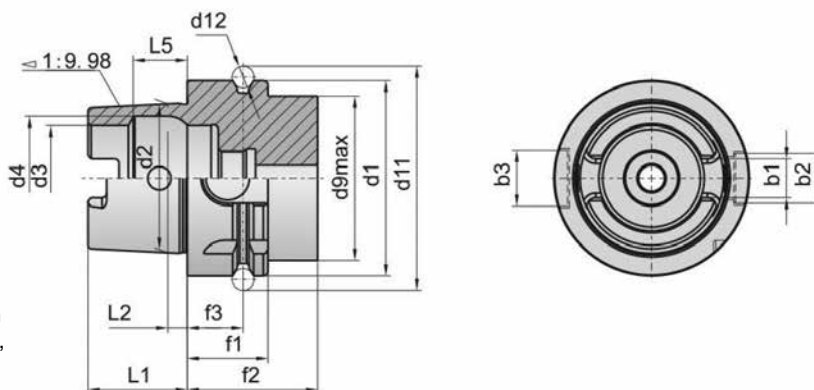
◎ HSK刀柄的空心锥柄与主轴孔完全接触时，HSK刀柄端面有约0.1mm间隙（如图一）。在夹紧机构作用下，拉杆向右移动，夹爪胀开，夹爪外锥面顶在空心锥柄30度锥面上，拉动HSK刀柄略右移动，空心锥柄产生变形。刀柄端面与主轴端面靠紧，实现了刀柄与主轴锥面和端面两面同时定位和夹紧（如上图二）

◎ Hollow taper shank HSK toolholder and spindle hole full contact, HSK shank end—about 0.1mm gap (see figure 1). Clamping action, move lever to the right, clamping JAWS burst, clamps and exterior conical surface in the hollow taper shank on a 30-degree cone, pull the HSK tool moves toward the right c, hollow taper shank deformation. Shaft end and spindle nose close, realizes the toolholder and spindle taper and end both sides positioning and clamping (see figure II).

### 》》 HSK短锥型式—A型 HSK short cone type-A

对于加工中心的标准设计带有机械手卡槽，适合自动刀具交换通过冷却润滑管，支持中心冷却润滑供应锥柄末端有驱动键槽数据芯片孔（DIN69873）为可选配置包含手动装卸孔，也可以用于C型柄。

For the standard design of machining center Manipulator with card slot, is suitable for automatic tool change Through the pipe cooling and lubrication, cooling and lubrication support center Taper shank end drive keyway Data chip hole (DIN69873) as optional configuration Contains the manual loading and unloading hole, can also be used for C type handle.

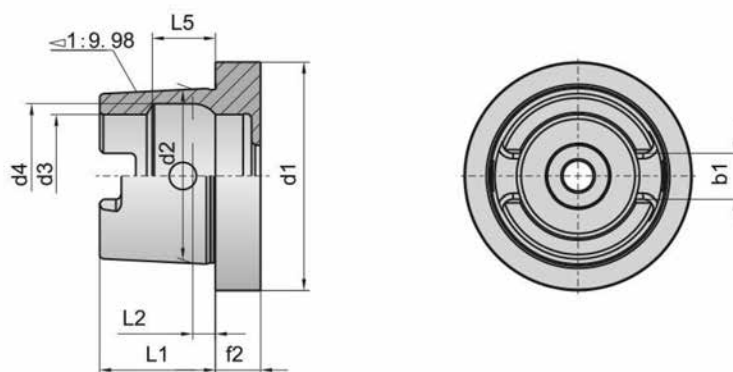


锥柄型式 Taper type	尺寸Size(mm)															
	b1	b2	b3	d1	d2	d3	d4	d9	d11	d12	f1	f2	f3	L1	L2	L5
HSK-25A	6.05	6	7	25	19.006	14	15	20	28.5	3	10	20	4.5	13	2.5	7.21
HSK-32A	7.05	7	9	32	24.007	17	19	26	37	4	20	35	16	16	3.2	8.92
HSK-40A	8.05	9	11	40	30.007	21	23	34	45	4	20	35	16	20	4	11.42
HSK-50A	10.54	12	14	50	38.009	26	29	42	59.3	7	26	42	18	25	5	14.13
HSK-63A	12.54	16	18	63	48.010	34	37	53	72.3	7	26	42	18	32	6.3	18.13
HSK-80A	16.04	18	20	80	60.012	42	50	68	88.8	7	26	42	18	40	8	22.85
HSK-100A	20.02	20	22	100	75.013	53	58	88	109.75	7	29	45	20	50	10	28.56
HSK-125A	25.02	25	28	125	95.016	67	73	111	134.75	7	29	45	20	63	12.5	36.27
HSK-160A	30.02	32	36	160	120.2	85	92	144	196.75	7	31	47	22	80	16	45.98

### 》》 HSK短锥型式—C型 HSK short cone type-C

适合专机和模块化刀具系统带有机械手卡槽，适合手动换刀支持中心冷却润滑供应锥柄末端有驱动键槽。

Suitable for plane and modular tool system Manipulator with card slot, suitable for manual tool change Supply cooling and lubrication support center Taper shank end drive keyway.



锥柄型式 Taper type	尺寸Size(mm)									
	b1	d1	d2	d3	d4	f2	L1	L2	L5	
HSK-25C	6.05	25	19.006	14	15	8	13	2.5	7.21	
HSK-32C	7.05	32	24.007	17	19	10	16	3.2	8.92	
HSK-40C	8.05	40	30.007	21	23	10	20	4	11.42	
HSK-50C	10.54	50	38.009	26	29	12.5	25	5	14.13	
HSK-63C	12.54	63	48.010	34	37	12.5	32	6.3	18.13	
HSK-80C	16.04	80	60.012	42	50	16	40	8	22.85	
HSK-100C	20.02	100	75.013	53	58	16	50	10	28.56	
HSK-125C	25.02	125	95.016	67	73	-	63	12.5	36.27	
HSK-160C	30.02	160	120.2	85	92	-	80	16	45.98	

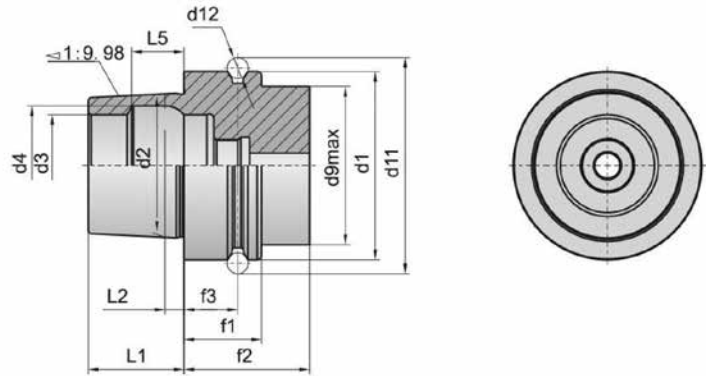


## 技术资料 TECHNICAL DATA

### 》》 HSK短锥型式—E型 HSK short cone type-E

适合高速机床,带有机械手卡槽, 适合自动刀具交换通过冷却润滑管, 支持中心冷地润滑供应没有驱动键槽, 旋转对称。

Suitable for high speed machine tool Manipulator with card slot, is suitable for automatic tool change Through the pipe cooling and lubrication, lubrication supply support center cold. There is no drive keyway, rotational symmetry.

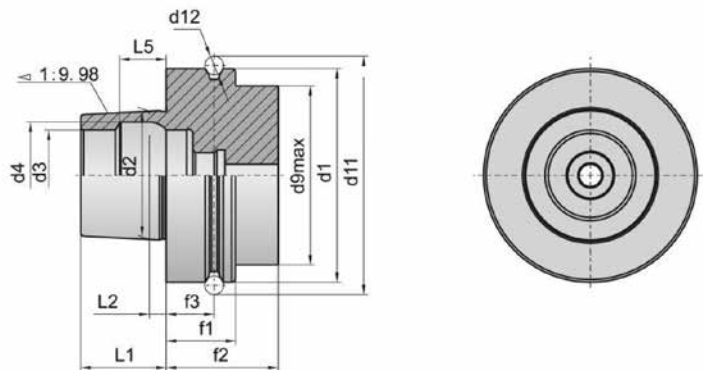


锥柄型式 Taper type	尺寸Size(mm)												
	d1	d2	d3	d4	d9	d11	d12	f1	f2	f3	L1	L2	L5
HSK-32E	32	24.007	17	19	26	37	4	20	35	16	16	3.2	8.92
HSK-40E	40	30.007	21	23	34	45	4	20	35	16	20	4	11.42
HSK-50E	50	38.009	26	29	42	59.3	7	26	42	18	25	5	14.13
HSK-63E	63	48.010	34	37	53	72.3	7	26	42	18	32	6.3	18.13
HSK-80E	80	60.012	42	50	68	88.8	7	26	42	18	40	8	22.85

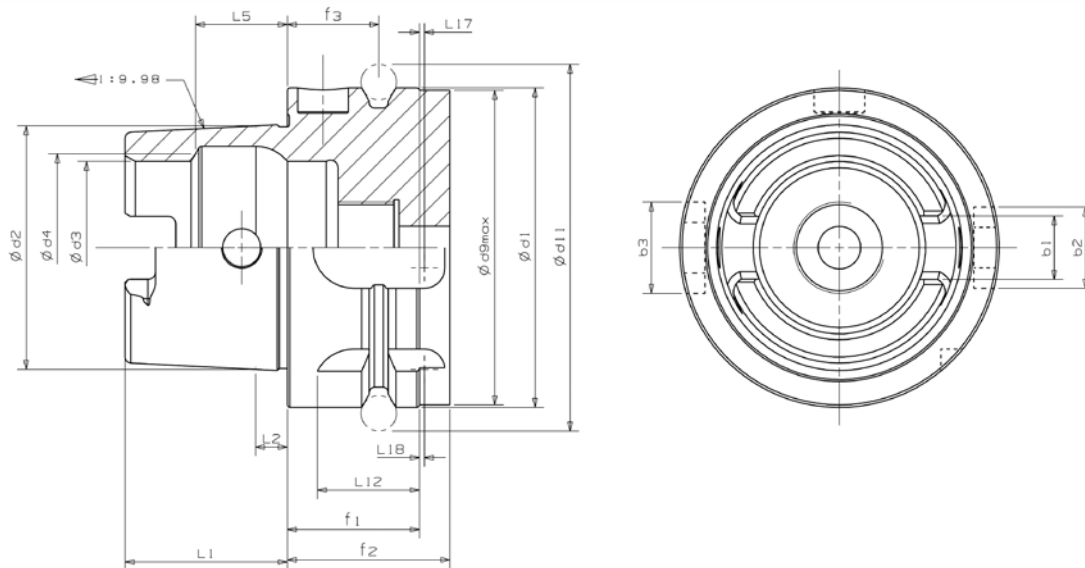
### 》》 HSK短锥型式—F型 HSK short cone type-F

适合高速机床, 多用于木工领域通过加大法兰接触面可增大径向压力带有机械手卡槽, 适合自动刀具交换通过冷却润滑管, 支持中心冷却润滑供应没有驱动键槽, 旋转对称。

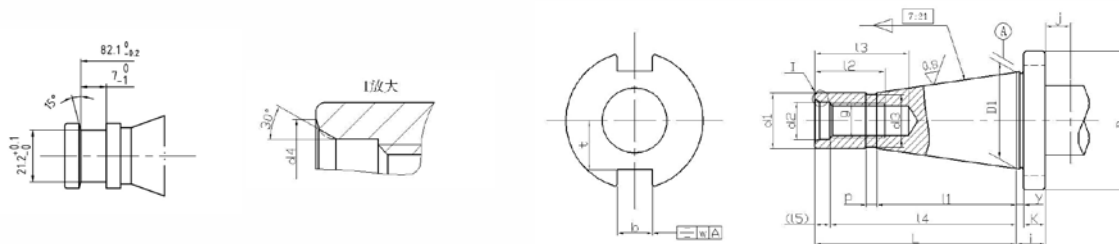
Suitable for high speed machine tools used in woodworking field Through the flange surface can increase the radial pressure increased Manipulator with card slot, is suitable for automatic tool change Through the pipe cooling and lubrication, cooling and lubrication support center There is no drive keyway, rotational symmetry.



锥柄型式 Taper typeV	尺寸Size(mm)												
	d1	d2	d3	d4	d9	d11	d12	f1	f2	f3	L1	L2	L5
HSK-50F	50	30.007	21	23	42	45	4	20	35	16	20	4	11.42
HSK-63F	63	38.009	26	29	42	59.3	7	26	42	18	25	5	14.13
HSK-80F	80	48.010	34	37	67	72.3	7	26	42	18	32	6.3	18.13

**》》 HSK短锥型式—T型 HSK short cone type-T**


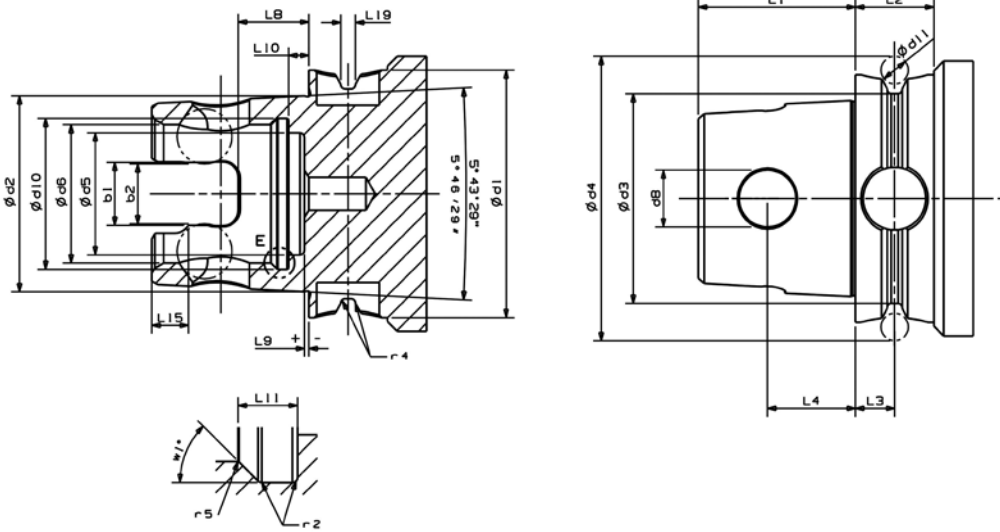
锥柄型式 Taper type	尺寸Size(mm)																		
	b1	b2	b3	d1	d2	d3	d4	d9	d11	d12	f1	f2	f3	L1	L2	L5	L12	L17	L18
HSK-63A	12.54	16	18	63	48.010	34	37	62	72.3	7	26	30	18	32	6.3	18.13	21	1	1
HSK-100A	20.02	20	22	100	75.013	53	58	99	109.75	7	29	34	20	50	10	28.56	24	1	1

**》》 DIN2080-NT**


锥度号	D	D1	L <sub>h12</sub>	l1	d1 <sub>a10</sub>	p	d3	y	K <sub>±0.15</sub>	b <sub>H12</sub>	t <sub>max</sub>	w	d2	d4 <sub>max</sub>	g <sup>2)</sup>	l2 <sub>min</sub>	l3 <sub>min</sub>	l4 <sub>0-0.5</sub>	(l5)	j <sub>min</sub>
30	50	31.75	68.4	48.4	17.4	3	16.5	1.6	8	16.1	16.2	0.12	13	16	M12	24	34	62.9	5.5	9
40	63	44.45	93.4	65.4	25.3	5	24		10		22.5		17	21.5	M16	32	43	85.2	8.2	11
45	80	57.15	106.8	82.8	32.4	6	30	3.2	12	19.3	29		21	26	M20	40	53	96.8	10	13
50	97.5	69.85	126.8	101.8	39.6	8	38		12		35.3		26	32	M24	47	62	115.3	11.5	16
55	130	88.9	164.8	126.8	50.4	9	48	4	14	25.7	45		26	36	M24	47	62	153.3	11.5	16
60	156	107.95	206.8	161.8	60.2	10	58		16		60		32	44	M30	59	76	192.8	14	16
65	195	133.35	246	202	75	12	72	4	18	32.4	72	0.3	38	52	M36	70	89	230	16	-
70	230	165.1	296	252	92	14	90		20		86		38	52	M36	70	89	280	16	-
75	280	203.2	370	307	114	16	110	5	22	40.5	104		50	68	M48	92	115	350	20	-
80	350	254	469	394	140	18	136		28		132		50	68	M48	92	115	449	20	-

技术资料 TECHNICAL DATA

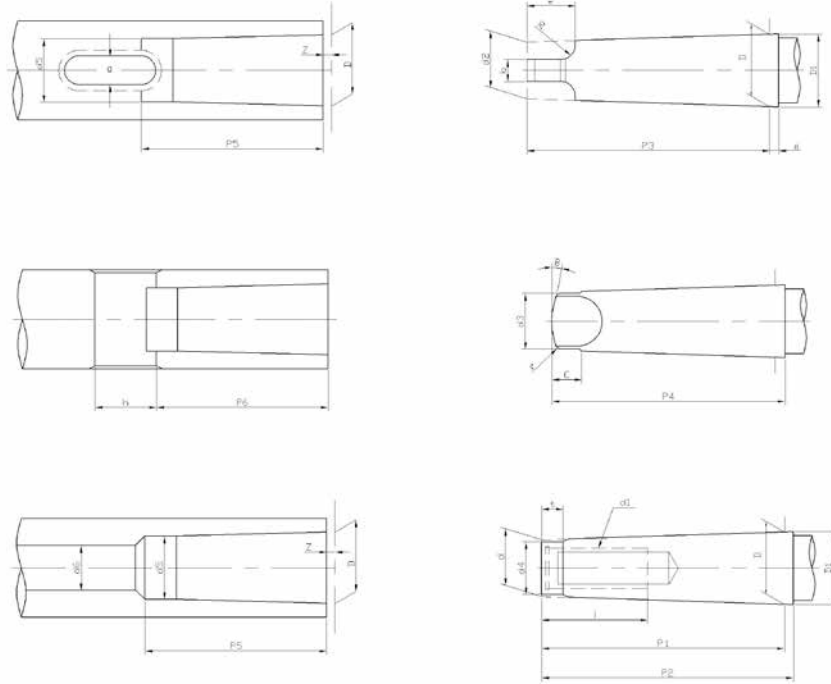
»» KM短锥型式 KM short cone type



CDKM(1SO 26622-1:2017E抽取)

锥柄型式 Taper type	b1 +0.15 +0.1	b2 ±0.125	d1 0 -0.1	d2 ±0.0075	d3	d4 ±0.1	d5 ±0.1	d6 +0.15 0	d8	d10 ±0.05	d11	W1	r2 ±0.1
CDKM32	8.9	7.775	32	23.9975	28.96	36.45	14.9	/	7.5	18.6	3.5	30	0.4
CDKM40	10	8.175	40	29.9975	36.96	44.45	18	/	9.5	21.87	3.5	45	0.4
CDKM50	14	11.065	50	39.9975	42.7	59.4	24.5	28.2	12.5	30	7	60	0.4
CDKM63	16	15.245	63	49.9975	55.7	72.4	31.1	35.2	14.5	38.4	7	90	0.8
CDKM80	20	22.825	80	63.9975	72.7	89.4	43.1	48	18.5	50.4	7	90	0.8
CDKM100	24	34.985	100	81.9975	92.7	109.4	57.1	62	20.5	64.35	7	90	0.8

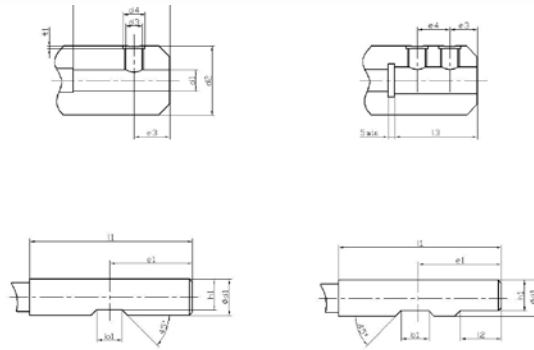
锥柄型式 Taper type	r4 ±0.25	r5	11 0 -0.1	12 min	13 0 -0.2	14	18 ±0.1	19 ±0.1	110 ±0.05	111	115 ±0.1	119 ±0.25
CDKM32	0.5	/	20	10	5	10.8	8	-0.5	2	2.2	4.8	2.25
CDKM40	0.5	/	25	12	6	13.6	11	-0.5	3	2.4	6	2.25
CDKM50	1	/	32	18	9	17.2	12	-0.5	5	3.2	8.5	3.75
CDKM63	1	0.5	40	20	10	22.4	18	1.1	5.15	4.5	9.3	3.75
CDKM80	1	0.5	45	22	11	24.9	18.5	-0.1	9.2	4.5	10.4	3.75
CDKM100	1	0.5	50	22	11	26.7	19	-0.1	9.9	4.5	123.4	3.75

**MT刀柄尺寸 (A型) MORSE TAPER(A TYPE)**


Code Number		Morse Taper							
		0	1	2	3	4	5	6	7
Size	Taper	1:19.212= 0.05205	1:20.047= 0.04988	1:20.020= 0.04995	1:19.922= 0.05020	1:19.254= 0.05194	1:19.002= 0.05263	1:19.180= 0.05214	1:19.231= 0.05200
Outside Taper	D	9.045	12.065	17.780	23.825	31.267	44.399	63.348	83.058
	a	3	3.5	5	5	6.5	6.5	8	10
	D1	9.2	12.2	18	24.1	31.6	44.7	63.8	83.6
	d	6.4	9.4	14.6	19.8	25.9	37.6	53.9	70.0
	d1	-	M6	M10	M12	M16	*M20	M24	M33
	d2	6.1	9	14	19.1	25.2	36.5	52.4	68.2
	d3MAX	6	8.7	13.5	18.5	24.5	35.7	51	66.8
	d4MAX	6	9	14	19	25	35.7	51	65
	P1MAX	50	53.5	64	81	102.5	129.5	182	250
	P2MAX	53	57	69	86	109	136	190	260
	P3MAX	56.5	62	75	94	117.5	149.5	210	286
	P4MAX	59.5	65.5	80	99	124	156	218	296
	bh13	3.9	5.2	6.3	7.9	11.9	15.9	19	28.5
	C	6.5	8.5	10	13	16	19	27	35
	eMAX	10.5	13.5	16	20	24	29	40	54
iMIN	-	16	24	28	32	40	50	80	
RMAX	4	5	6	7	8	10	13	19	
r	1	1.2	1.6	2	2.5	3	4	5	
tMAX	4	5	5	7	9	9	12	185	
Inside Taper	d5H11	6.7	9.7	14.9	20.2	26.5	38.2	54.6	71.1
	d6	-	7	11.5	14	18	23	27	30
	P5MIN.	52	56	67	84	107	135	188	258
	P6	49	52	62	78	98	125	177	241
	gA13	41	5.4	6.6	8.2	12.2	16.2	19.3	28.8
	h	15	19	22	27	32	38	47	69
	z	1	1	1	1	1.5	1.5	2	2

## 技术资料 TECHNICAL DATA

### 侧压柄刀具接口形式 ( DIN 1835-B ) INTERFACE OF LATERAL SHANK TOOLS

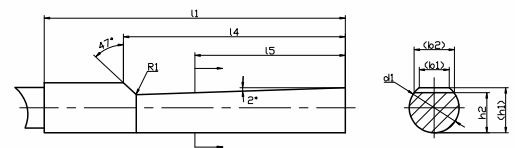


d1 (H5)	d2 (0,-1)	d3 (6H)	d4 min	e3 (0,-1)	e4 (±0.5)	l3 (±1)	t1	压紧整体硬质合金刀具推荐拉矩 recommended pull torque of compress carbide cutting tools
6	25	M6	8	18.0	-	35	1.0	5Nm
8	28	M8	10	18.0	-	35	1.3	10Nm
10	35	M10	12	20.0	-	39	1.5	16Nm
12	42	M12	14	22.5	-	44	1.6	28Nm
14	44	M12	14	22.5	-	44	1.6	28Nm
16	48	M14	16	24.0	-	47	1.7	42Nm
18	50	M14	16	24.0	-	47	1.7	42Nm
20	52	M16	18	25.0	-	49	2.1	50Nm
25	65	M18X2	20	24.0	25	54	2.1	60Nm
32	72	M20X2	22	24.0	28	58	2.2	60Nm

d1 (H6)	l1	b1	l2	e1 (0,-1)	h1 (h11)
6	36	4.2	-	18.0	5.1
8	36	5.5	-	18.0	6.9
10	40	7.0	-	20.0	8.5
12	45	8.0	-	22.5	10.4
14	45	8.0	-	22.5	12.7
16	48	10.0	-	24.0	14.2
18	48	10.0	-	24.0	16.2
20	50	11.0	-	25.0	18.2
25	56	12.0	17	32.0	23.0
32	60	14.0	19	35.0	30.0

### 斜侧压柄刀具接口形式 ( DIN 1835-E ) INTERFACE OF LATERAL SHANK TOOLS (INCLINED)

d1 (h6)	(b1)~	(b2)	(h1)	h2 (h13)	L1	L4	L5	R1 min
6	3.5	4.8	5.4	4.8	36	25	18	1.2
8	4.7	6.1	7.2	6.6	36	25	18	1.2
10	5.7	7.3	9.1	8.4	40	28	20	1.2
12	6.0	8.2	11.2	10.4	45	33	22.5	1.2
16	7.6	10.1	15.0	14.2	48	36	24	1.6
20	8.4	11.5	19.1	18.2	50	38	25	1.6
25	9.3	13.6	24.1	23.0	56	44	32	1.6
32	9.9	15.5	31.2	30.0	60	48	35	1.6

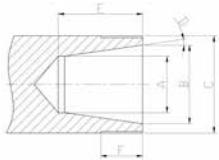




ER COLLET DIN6499-B(ER-GN TYPE) ISO15488:2003E

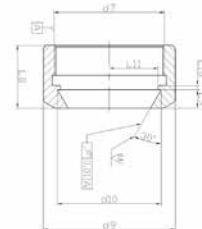
ER COLLET CHUCK & MACHINE SPINDLE DIMENSIONS.

Drawings with tolerance specification on request	Clamp	Type	$\phi$	$\phi$	$\phi$	D Cone	E mm	F mm
			A	B	C			
			mm	mm	mm			
	0.5-5	ER8MS	5.2	8	M10 × 0.75	8°	13	7.5
	0.5-7	ER11MS	7.5	11	M13 × 0.75	8°	17	10
	0.5-10	ER16MS	10.5	16	M19 × 1	8°	22	13
	1.0-13	ER20MS	13.5	20	M24 × 1	8°	26.5	13.5
	0.5-5	ER8MS	5.2	8	M10 × 0.75	8°	13	7.5
	0.5-7	ER11MS	7.5	11	M13 × 0.75	8°	17	10
	0.5-10	ER16MS	10.5	16	M19 × 1	8°	22	13
	1.0-13	ER20MS	13.5	20	M24 × 1	8°	26.5	13.5
	1.0-16	ER25MS	18	25	M30 × 1	8°	29	13
	0.5-7	A/ER11	7.5	11	M14 × 0.75	8°	17	10
	0.5-10	A/ER16	10.5	16	M22 × 1.5	8°	22	13
	1.0-13	A/ER20	13.5	20	M25 × 1.5	8°	26.5	13.5
	0.5-10	UM/ER16	10.5	16	M22 × 1.5	8°	22	13
	1.0-13	UM/ER20	13.5	20	M25 × 1.5	8°	26.5	13.5
	1.0-16	UM/ER25	18	25	M32 × 1.5	8°	29	14
	2.0-20	UM/ER32	23.5	32	M40 × 1.5	8°	34	16
	3.0-26	UM/ER40	30.5	40	M50 × 1.5	8°	38	17
	12-34	UM/ER50	38	50	M64 × 2	8°	48	24
	0.5-10	KM/ER16	10.5	16	M22 × 1.5	8°	22	13
	1.0-13	KM/ER20	13.5	20	M25 × 1.5	8°	26.6	13.5
	1.0-16	KM/ER25	18	25	M32 × 1.5	8°	29	14
	2.0-20	KM/ER32	23.5	32	M40 × 1.5	8°	34	16
	3.0-26	KM/ER40	30.5	40	M50 × 1.5	8°	38	17
	12-34	KM/ER50	38	50	M64 × 2	8°	48	24



ER COLLET DIN6499-B(ER-GN TYPE) ISO15488:2003E

Bezeichnung einer Spannmutter Form Nenngr  
öße 32:  
Spannmutter din 6499-D32  
Tabelle3: Maße der Spannmuttern



Nenngröße	d7	d9	d10	l8	l9	l10	l11
	6H					-0.2	max
11	M14 × 0.75	19	12.1	11.3	3.1	1	5
16	M22 × 1.5	28	17.71	17.5	4.7	1.1	7.2
20	M25 × 1.5	34	21.76	19	5.5	1.2	9.2
25	M32 × 1.5	42	26.76	20	5.7	1.4	11.5
32	M40 × 1.5	50	33.81	22.5	6.2	1.7	14.9
40	M50 × 1.5	63	41.86	25.5	7.7	2.2	18.5

## 技术资料 TECHNICAL DATA

### ER COLLET DIN6499-B(ER-GN TYPE) ISO15488:2003E

Ma ß e Bezeichnung

Spannzangen,spannzangenaufnahmen und Spannmuttern brauchen der bildchen Darstellung nicht zu entsprechen;nurdie angegebenen Ma ß e sind eizuhalten.

Allgemeintoleranzen: ISO 2768-m(siehe NIN ISO 2768 Teil 1)

Spannzangen

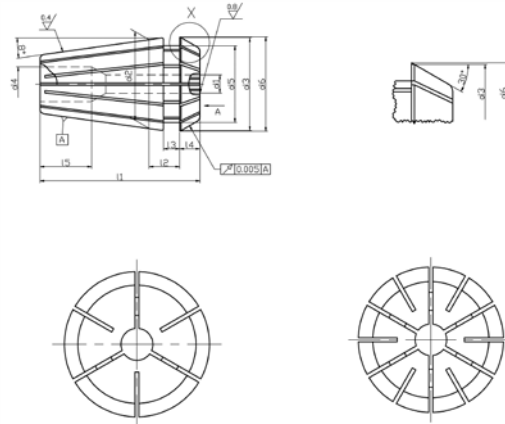


Tabelle 1: Ma ß e der spannzangen

Nenngröße	d1				d2	d3				d4	d5		l1	l2		l3		l4	l5
	H7					-0.2					Form			Form		Form			
	Form A1)		Form B2)			Form		Form			Form			Form		Form			
	von	bis	von	bis		A	B	A	B		A	B		A	B	A	B		
11	1	<3	1	2.5	11	11.3	11.5	-	-	9.5	11.6	11.7	18	2	3.8	2	2	2.5	9
11	3	6	3	7	11	11.3	11.5	-	-	9.5	11.6	11.7	18	2	3.8	2	2	2.5	-
16	1	<5	1	4	16	16.74	17	7	7.5	13.8	17.1	17.25	27.5	2.3	6.26	2.3	2.7	4	9
16	5	10	5	10	16	16.74	17	-	-	13.8	17.1	17.25	27.5	2.3	6.26	2.3	2.7	4	-
20	1	<7	1	6	20	20.74	21	9	10	17.4	21.1	21.3	31.5	2.4	6.36	2.4	2.8	4.8	12
20	7	13	7	13	20	20.74	21	-	-	17.4	21.1	21.3	31.5	2.4	6.36	2.4	2.8	4.8	-
25	1	<8	2	7	25	25.74	26	10	12	22	26.1	26.3	34	2.5	6.66	2.5	3.1	5	13
25	8	16	8	16	25	25.74	26	-	-	22	26.1	26.3	34	2.5	6.66	2.5	3.1	5	-
32	2	<8	3	7	32	32.74	33	12	15	29.2	33.1	33.35	40	2.7	7.16	2.7	3.6	5.5	15
32	8	20	8	20	32	32.74	33	-	-	29.2	33.1	33.35	40	2.7	7.16	2.7	3.6	5.5	-
40	3	<9	4	8	40	40.74	41	14	20	36.2	41.1	41.4	46	3.5	7.66	3.5	4.1	7	18
40	9	26	9	26	40	40.74	41	-	-	36.2	41.1	41.4	46	3.5	7.66	3.5	4.1	7	-
1) Für Spannbereich h10																			
2) Spannbereich--00.5																			
Nenngröße 16 bis Spanntoleranz--10.0; nach Vereinbarung--00.5																			

### 贾格布氏锥 JACOBS TAPER SHANK 莫氏短锥 MORSE SHORT SHANK

Taper NO.	Taper	Taper Angle(α)	D	d	L
JT0	0.049	1° 24'42"	6.35	5.802	11.112
JT1	0.077	2° 12'26.6"	9.754	8.469	16.669
JT2 Short	0.082	2° 19'52"	13.940	12.386	19.05
JT2	0.082	2° 19'52"	14.199	12.386	22.225
JT33	0.064	1° 49'01"	15.850	14.237	25.4
JT6	0.052	1° 30'28"	17.170	15.852	25.4
JT3	0.053	1° 31'26"	20.599	18.951	30.956
B12	0.052	1° 25'43"	12.065	11.1	18.5
B16	0.051	1° 25'50"	15.733	14.5	24.0
B18	0.049	1° 25'50"	17.78	16.2	32.0

