



THE SONIC DRY-IN-PLACE™ System


For Tanks, Totes, IBCs, Blenders and Piping

Innovation

e x p e r i e n c e

v e r s a t i l i t y

The DRY-IN-PLACE™ System with our patented heaterless hot air technology is a powerful yet compact system which reduces post clean-in-place process drying times. Clean dry air from the Sonic Blower handles tanks, blenders, totes and piping up to 500 cubic feet.



Saving Energy Worldwide... ONE PSI AT A TIME™

Efficiency

TECHNOLOGY

versatility

experience

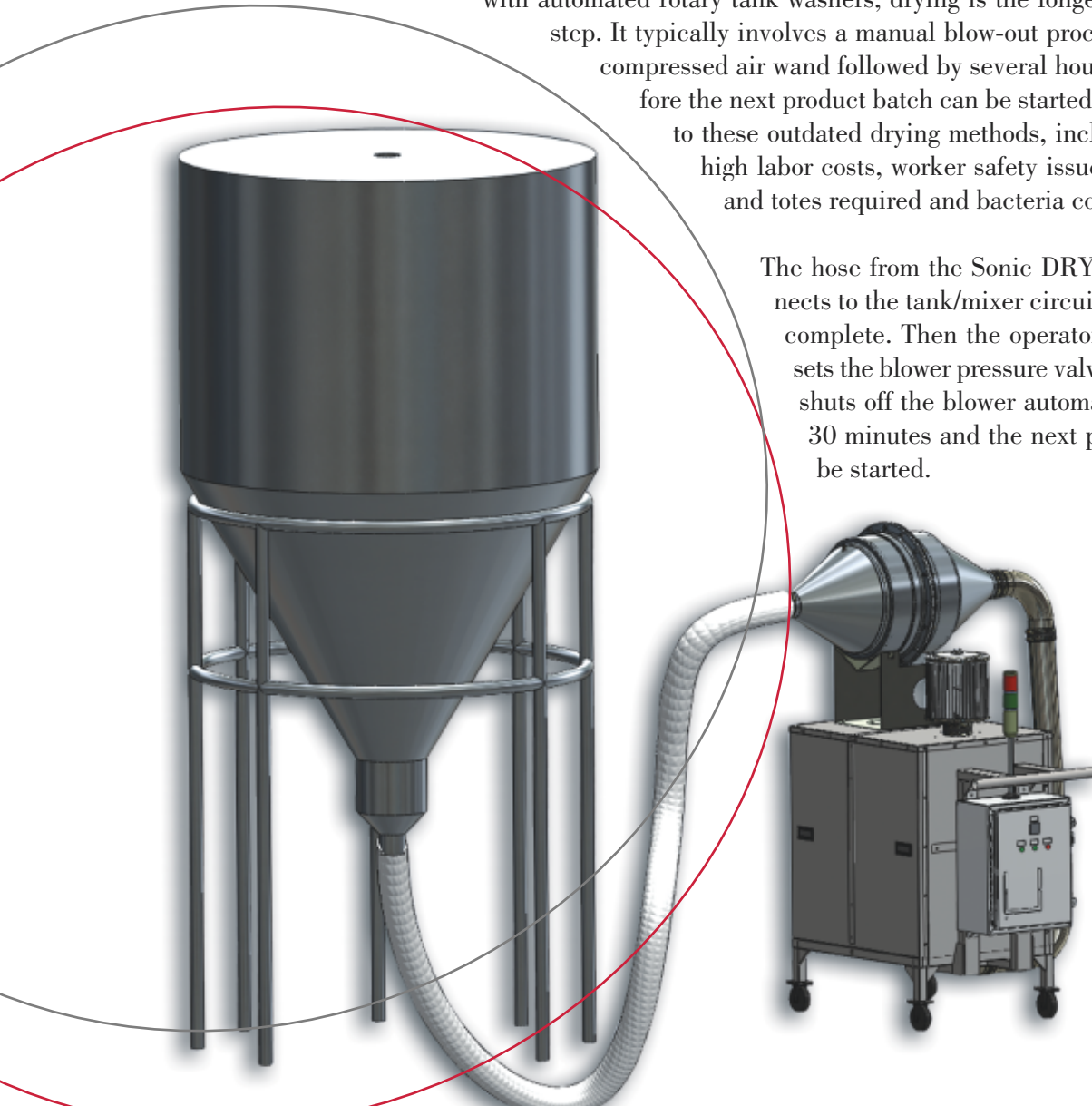
THE SONIC DRY-IN-PLACE™ System

The patented Sonic DRY-IN-PLACE™ System is the fastest, safest and most energy efficient way to dry any tank, mixer, tote, connecting piping and valves after CIP washing. This true “plug & play” design pumps 160°F of closed circuit blower heat at high air volumes and 1 psig pressure which exchanges the entire volume of the tank circuit up to 5 times per minute in order to force dry every internal surface. Without the use of any secondary heat source (gas, electric or steam), the DRY-IN-PLACE™ System is both simple and safer to operate than any other type of tank drying system.

All too often, blending facilities have no effective drying system in place. A tank, blender, tote and auger conveying system can only be clean after it is dry.

Regardless of whether the CIP cleaning cycle is done manually with handheld spray wands or with automated rotary tank washers, drying is the longest and most labor intensive step. It typically involves a manual blow-out process by an employee using a compressed air wand followed by several hours of evaporative drying before the next product batch can be started. There are many downsides to these outdated drying methods, including lost production time, high labor costs, worker safety issues, redundant tanks, mixers and totes required and bacteria concerns.

The hose from the Sonic DRY-IN-PLACE™ System connects to the tank/mixer circuit as soon as the CIP cycle is complete. Then the operator pushes the starter button, sets the blower pressure valve and walks away. The timer shuts off the blower automatically after the preset 5 to 30 minutes and the next production batch is ready to be started.



DRY-IN-PLACE™ System Performance

Horsepower (kW)	10 (7.5)	15 (11)	20 (15)	25 (18.5)
Max. Circuit Volume Ft ³ (tank & blender) (M ³)	150 (4.2)	250 (7.0)	400 (11.3)	500 (14)
Noise Level w/Enclosure dbA at 3 ft (1 meter)	80	80 - 81	81 - 82	81 - 82
Noise Level (blower only) dbA at 3 ft (1 meter)	87	87 - 89	88 - 89	90
Weight blower & enclosure - lbs - kg	390 (177)	425 (193)	505 (229)	545 (247)
Dimensions Overall L x W x H - inch - mm	48" x 26" x 58" (1219 x 660 x 1473)			

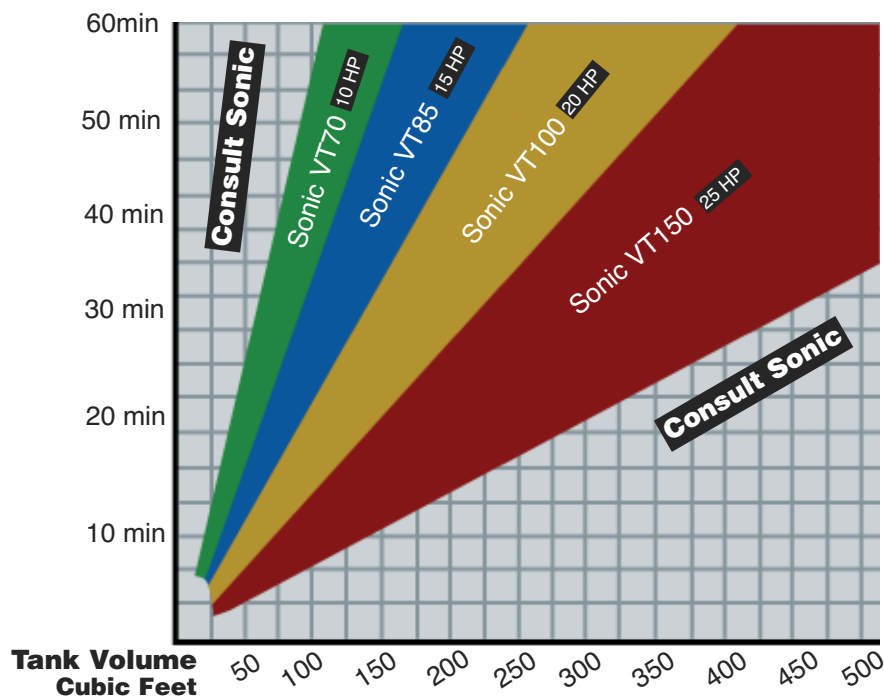
Features & Benefits

- Patented Heaterless Technology
- Factory preset air temp at 160°F (71°C)
- Clean, dry, oil free air
- Sonic engineers the size to match your drying time
- SS blower enclosure

Options

- Temperatures to 200°F (93°C)
- HEPA Filter
- Air Temp LED Monitor
- Control panel with light
- Power cord and plug(specify type)
- Tri-clamps and flexhose
- Basic VT blower without enclosure

Drying Time



The Sonic DRY-IN-PLACE™ System models shown in the data above represent the four most common units selected for the total volume of tank circuits listed. The actual model and Hp required for every application are determined by Sonic.



Sonic COMMITMENT

Sonic Air Systems is committed to serving the communities where we do business, providing our customers with innovative, high-quality products and services and protecting the health of our workers and our environment.



THE SONIC DRY-IN-PLACE™ System

Flavors & Fragrances

Beverage Concentrates

Spices

Nutraceuticals

Pharmaceuticals

Detergents

Cosmetics

Bulks & Powders

Liquids



Sonic Air Systems, Inc.
1050 Beacon Street Brea, California 92821 USA
800-82-SONIC tel +1 714 255 0124
sonicairstystems.com asksonic@sonicairstystems.com

12/2014